



MONROE COUNTY BOARD OF ELECTIONS

39 WEST MAIN STREET • ROCHESTER, NEW YORK 14614 • (585) 753-1550
TTD# 753-1544

LISA POLITO NICOLAY
COMMISSIONER

JACKIE ORTIZ
COMMISSIONER

PETER D ELDER
DEPUTY COMMISSIONER

NATALIE SHEPPARD
DEPUTY COMMISSIONER

**OFFICIAL CANVASS
OF THE
BOARD OF CANVASSERS
OF THE
COUNTY OF MONROE**

www.monroecounty.gov/elections

IN RELATION TO THE VOTES GIVEN AT THE **VILLAGE ELECTIONS** HELD ON THE FIFTHTEENTH DAY OF MARCH, THE **VILLAGE ELECTIONS** HELD ON THE TWENTY-FIRST DAY OF JUNE, THE **PRIMARY ELECTION** HELD ON THE TWENTY-EIGHTH DAY OF JUNE, AND THE **GENERAL ELECTION** HELD IN SAID COUNTY ON THE EIGHTH DAY OF NOVEMBER.

2022

CONTENTS

Canvass of Village Election Results
Canvass of June Primary Election Results.....
Canvass of November General Election Results.....
Listing of Party Abbreviations Appearing in Canvass.....
Text of Ballot Proposal Submitted to Voters.....
Seventh Judicial District Results by County.....
Party Enrollment Graph

June 28, 2022 Primary Election Results:

Democratic – Governor.....
Democratic – Lieutenant Governor.....
Democratic – Member of State Committee 136th AD Female.....
Democratic – City Court Judge.....
Republican – Governor

November 8, 2022 General Election Results:

Governor & Lieutenant Governor.....
Comptroller.....
Attorney General.....
United States Senator.....
State Supreme Court Justice – 7th Judicial District.....
Representative in Congress – 25th District.....
State Senator – 54th District.....
State Senator – 55th District.....
State Senator – 56th District.....
State Senator – 62nd District.....
Member of Assembly – 130th District.....
Member of Assembly – 133rd District.....
Member of Assembly – 134th District.....
Member of Assembly – 135th District.....
Member of Assembly – 136th District.....
Member of Assembly – 137th District.....
Member of Assembly – 138th District.....
Member of Assembly – 139th District.....
Family Court Judge.....
County Legislator – 8th District (1 Year Term).....
City Court Judge.....
Clarkson Town Justice.....
East Rochester Town Justice.....
Parma Town Justice.....
Parma Member of Town Council (1 Year Term).....
Perinton Town Clerk (3 Year Term).....
Riga Town Justice.....

Riga Superintendant of Highways (3 Year Term).....

Rush Town Justice

Sweden Town Justice.....

Fairport Village Offices

Voter Turnout - 2022 General Election

Party Enrollment by Age

Voter Registration 2004 - 2022

Party Enrollment by Gender

Party Enrollment by Location

Party Enrollment Trends

Voter Turnout General Elections 2008 - 2022

Voter Turnout History.....

CANVASS OF VILLAGE ELECTION RESULTS

We, Lisa Polito Nicolay and Jackie Ortiz, Board of Elections of the County of Monroe, having canvassed the votes cast at the following elections, do hereby certify that the candidates listed below received the votes set opposite their names:

March 15, 2022

HILTON VILLAGE MAYOR

Hilton First, Joseph M. Lee278 Votes
Freedom And Family, Maureen Spindler225 Votes

HILTON VILLAGE TRUSTEE (VOTE FOR 2)

Citizens Party, Larry Speer.....396 Votes
Our Community’s Future, Andrew J. Fowler365 Votes

SCOTTSVILLE VILLAGE MAYOR

Our Village Party, Andrew Jason Peck113 Votes
Village Advocates, Maggie Ridge.....128 Votes

SCOTTSVILLE VILLAGE TRUSTEE (VOTE FOR 2)

Andy For Scottsville Party, Bruce Andrew Fraser179 Votes
Write In, Wayne Lavair44 Votes

**HILTON VILLAGE PROPOSITION 1
SHALL THE VILLAGE OF HILTON ALLOW RETAIL CANNABIS
DISPENSARIES TO LOCATE AND OPERATE WITHIN
THE BOUNDARIES OF THE VILLAGE OF HILTON**

Yes177 Votes
No.....324 Votes

**SCOTTSVILLE VILLAGE PROPOSITION 1
SHALL THE VILLAGE OF SCOTTSVILLE ALLOW
RETAIL SALES OF CANNABIS WITHIN ITS BOUNDARIES**

Yes118 Votes
No.....120 Votes

June 21, 2022

BROCKPORT VILLAGE TRUSTEE

Revitalize Brockport, William G. Andrews, Jr.....49 Votes
Revitalize Brockport, Christopher R. Martin.....54 Votes

CANVASS OF PRIMARY ELECTION RESULTS

We, Lisa Polito Nicolay and Jackie Ortiz, Board of Elections of the County of Monroe, having canvassed the votes cast at the June Primary Election held in this state on the 28th day of June, 2022, do hereby certify that the following candidates received the votes set opposite their names:

Democratic Party

GOVERNOR

Thomas R. Suozzi 2,596 Votes
Kathy C. Hochul 24,248 Votes
Jumaane D. Williams 4,126 Votes

LIEUTENANT GOVERNOR

Ana Maria Archila 7,847 Votes
Diana Reyna 5,996 Votes
Antonio Delgado 15,169 Votes

MEMBER OF STATE COMMITTEE 136TH AD FEMALE

Patrina D. Freeman 3,511 Votes
Robin R. Wilt 3,852 Votes

CITY COURT JUDGE (VOTE FOR 2)

Jacquelyn L. Grippe 5,156 Votes
Van White 3,423 Votes
LaToya S. Lee 5,448 Votes
Constance A. Patterson 3,312 Votes

MEMBER OF COUNTY COMMITTEE – 22ND LEGISLATIVE DISTRICT (VOTE FOR 4)

ELECTION DISTRICT 22

Ismadelin Santana-Rosario 2 Votes
Daniel Rivera 7 Votes
Babeth A. Gayle 4 Votes
Rosemary Lane 7 Votes
Maisha Beard-Johnson 7 Votes
Naimah Johnson 9 Votes
Norma Rivera 9 Votes
Nemensio Carrion 3 Votes

MEMBER OF COUNTY COMMITTEE – 23RD LEGISLATIVE DISTRICT (VOTE FOR 4)

ELECTION DISTRICT 7

Samra G. Brouk	75 Votes
Richard T. Ognibene, Jr.....	51 Votes
Dianne K. Stengel	40 Votes
Donald M. Scalia	38 Votes
Stephen G. DeVay	48 Votes

MEMBER OF COUNTY COMMITTEE – 27TH LEGISLATIVE DISTRICT (VOTE FOR 4)

ELECTION DISTRICT 1

Lasonia Y. Simmons.....	49 Votes
Annie M. Brown	38 Votes
Anthony M. Brown	39 Votes
Keith A. Adams	39 Votes
Leslie D. Green	49 Votes

ELECTION DISTRICT 4

Tyrese J. Bryant	46 Votes
Tassie R. Demps	34 Votes
Scott W. Beck	25 Votes
Lawrence S. Brumfield	38 Votes
Desmond O. McFarland	45 Votes
Gregory Johnson	30 Votes
Gloria J. McFarland	46 Votes

ELECTION DISTRICT 5

Gloria D. Marks	31 Votes
Victor L. Bonds.....	11 Votes
Cratrina Y. Meeks	35 Votes
Windal Hannah	14 Votes
Jamon R. Meeks	22 Votes
Lashay Harris	60 Votes
Rodney Brown	22 Votes
Demond L. Meeks.....	58 Votes

ELECTION DISTRICT 6

Edward H. Sims	19 Votes
Raymond L. Prescott.....	27 Votes
Khadijah Wilson	27 Votes
Tia N. Hollinsworth.....	24 Votes
Khiasia T. Wilson	22 Votes
Eric A. Rose.....	23 Votes
Geraldine Dees.....	25 Votes

ELECTION DISTRICT 7

Andy G. Rose.....	21 Votes
Madeline J. Carpenter-Burke.....	39 Votes
Terence L. McFarland	29 Votes
Seven A. Lesure.....	18 Votes
Aneshia N. McFarland	39 Votes
Stephanie K. Myricks	39 Votes

ELECTION DISTRICT 8

Shirley R. Harris	79 Votes
Sheila L. Robinson-Neal.....	65 Votes
Anthony D. Simmons	59 Votes
Jada N. Meeks-Worth	67 Votes
Walida I. Monroe	53 Votes

ELECTION DISTRICT 9

Cory J. Ward.....	28 Votes
Jamelia L. Edwards.....	47 Votes
Eric B. Van Dusen	35 Votes
Ruth E. Brooks-Ward.....	45 Votes
Tarri LT Meeks	50 Votes
William D. Worth, Jr.	14 Votes
Roosevelt Ward, Jr.....	23 Votes
Emily C. Ward	36 Votes

ELECTION DISTRICT 12

Joshua L. Johnson.....	37 Votes
Sean CA McGregor.....	17 Votes
Geraldine L. Dixon	39 Votes
Roosevelt Dixon	27 Votes
Shontia J. Myricks	36 Votes

ELECTION DISTRICT 15

Eloise Wilcox.....	40 Votes
Felicia F. Dees	19 Votes
Latonya R. Wilcox	50 Votes
Hazel L. Washington	28 Votes
Carol R. Hannah	15 Votes
Zola B. Brown.....	51 Votes
Jerome A. Turner	31 Votes

ELECTION DISTRICT 17

Brittaney M. Wells.....	42 Votes
Brielle M. Williams-Harris	39 Votes
Tashmere M. LaMar	39 Votes
Willis G. Major.....	29 Votes
Janet V. Lynch	33 Votes

ELECTION DISTRICT 18

Sharonda L. Turman	21 Votes
Jacqueline Heard.....	23 Votes
Kimberly R. Smith	14 Votes
Julius D. Davis.....	20 Votes
Alicia Daniels	20 Votes
Lonise C. Kittles	12 Votes

ELECTION DISTRICT 21

Loner Carter.....	7 Votes
Justine M. Hayes.....	16 Votes
Mirian M. Valdor-Copa	13 Votes
Christopher J. Richardson.....	10 Votes
Robert J. Cage.....	3 Votes
Juliet D. Sullivan	14 Votes
Latasha D. Greggs.....	24 Votes

MEMBER OF COUNTY COMMITTEE – BRIGHTON (VOTE FOR 4)

ELECTION DISTRICT 4

Emily S. Odhiambo.....	50 Votes
Deborah Pierce.....	62 Votes
Cynthia A. Butterworth.....	62 Votes
Louise Novros	70 Votes
Michael E. Pollock	30 Votes
Timothy S. Broshears	15 Votes

ELECTION DISTRICT 5

David Friedman.....	55 Votes
Danielle L. Fraenkel	61 Votes
Martha M. Osowski	61 Votes
Rachael B. Hittinger	59 Votes
Rajesh Barnabas.....	70 Votes
John J. Osowski	41 Votes

ELECTION DISTRICT 13

Mark W. Bennett.....	36 Votes
Audrey C. Sowell.....	35 Votes
Girvan Singh	36 Votes
Daniel H. Proctor	22 Votes
Jeanne H. Proctor	26 Votes
Aron J. Reina	44 Votes

ELECTION DISTRICT 28

Christopher D. Thomas.....	67 Votes
James M. Berger	40 Votes
Elaine Leshnower	47 Votes
Linda J. Edwards.....	45 Votes
Dawn M. Botting	46 Votes
Richard A. Dollinger.....	63 Votes

Republican Party

GOVERNOR

Rob Astorino.....	3,631 Votes
Andrew Giuliani	4,890 Votes
Harry Wilson.....	3,462 Votes
Lee Zeldin	9,005 Votes

CANVASS OF GENERAL ELECTION RESULTS

We, Lisa Polito Nicolay and Jackie Ortiz, Board of Elections of the County of Monroe, having canvassed the votes cast at the General Election held in this state on the 8th day of November, 2022, hereby certify that the following candidates received the votes set opposite their names:

GOVERNOR AND LIEUTENANT GOVERNOR

Democratic-Working Families, Kathy C. Hochul & Antonio Delgado 148,766 Votes
Republican-Conservative, Lee Zeldin & Alison Esposito 126,643 Votes

COMPTROLLER

Democratic-Working Families, Thomas P. DiNapoli..... 156,577 Votes
Republican-Conservative, Paul Rodriguez..... 114,899 Votes

ATTORNEY GENERAL

Democratic-Working Families, Letitia A. James..... 147,810 Votes
Republican-Conservative, Michael Henry..... 124,599 Votes

UNITED STATES SENATOR

Democratic-Working Families, Charles E. Schumer..... 156,544 Votes
Republican-Conservative, Joe Pinion..... 117,079 Votes
Larouche, Diane Sare 1,396 Votes

STATE SUPREME COURT JUSTICE – 7th JUDICIAL DISTRICT (VOTE FOR 2)

Democratic, Roman Misula..... 130,839 Votes
Democratic, Maroun Ajaka 122,337 Votes
Republican-Conservative, James A. Vazzana 140,585 Votes
Republican-Conservative, Jason L. Cook..... 125,801 Votes

REPRESENTATIVE IN CONGRESS – 25th DISTRICT

Democratic-Working Families, Joseph D. Morelle 150,466 Votes
Republican-Conservative, La’Ron Singletary 125,294 Votes

STATE SENATOR – 54th DISTRICT

Democratic, Kenan S. Baldrige 9,503 Votes
Republican-Conservative, Pamela A. Helming 14,202 Votes

STATE SENATOR – 55th DISTRICT

Democratic-Working Families, Samra G. Brouk..... 73,338 Votes
Republican-Conservative-Independence, Len Morrell 52,271 Votes

STATE SENATOR – 56th DISTRICT

Democratic-Working Families, Jeremy A. Cooney 51,712 Votes
Republican-Conservative-Independence, Jim Vanbrederode 43,685 Votes

STATE SENATOR – 62nd DISTRICT

Republican-Conservative, Robert G. Ort 20,580 Votes

MEMBER OF ASSEMBLY – 130th DISTRICT

Democratic-Working Families, Scott Comegys..... 9,327 Votes
Republican-Conservative, Brian D. Manktelow 11,643 Votes

MEMBER OF ASSEMBLY – 133rd DISTRICT

Democratic, Sara M. Spezzano 1,487 Votes
Republican-Conservative, Marjorie L. Byrnes 2,599 Votes

MEMBER OF ASSEMBLY – 134th DISTRICT

Republican-Conservative, Josh Jensen..... 38,582 Votes

MEMBER OF ASSEMBLY – 135th DISTRICT

Democratic-Working Families, Jen Lunsford..... 35,573 Votes
Republican-Conservative, Joseph R. Chenelly..... 28,675 Votes

MEMBER OF ASSEMBLY – 136th DISTRICT

Democratic-Working Families, Sarah H. Clark..... 31,964 Votes
Republican-Conservative, Orlando J. Rivera 16,186 Votes

MEMBER OF ASSEMBLY – 137th DISTRICT

Democratic-Working Families, Demond L. Meeks..... 16,909 Votes
Republican-Conservative, Marcus C. Williams..... 7,990 Votes

MEMBER OF ASSEMBLY – 138th DISTRICT

Democratic-Working Families, Harry B. Bronson 26,876 Votes
Republican-Conservative, Tracy A. DiFlorio 18,271 Votes

MEMBER OF ASSEMBLY – 139th DISTRICT

Democratic, Jennifer Ao Keys..... 3,228 Votes
Republican-Conservative, Stephen M. Hawley..... 7,314 Votes

FAMILY COURT JUDGE

Democratic-Conservative-Working Families, Deral D. Givens..... 151,727 Votes
Republican-Independence, Kristine Demo-Vazquez..... 116,399 Votes

COUNTY LEGISLATOR – 8th DISTRICT – 1 YEAR TERM

Democratic-Working Families, Mike DiTullio 5,585 Votes
Republican-Conservative, Mark C. Johns 7,204 Votes

CITY COURT JUDGE (VOTE FOR 3)

Democratic-Working Families, Jacquelyn L. Grippe 30,726 Votes
Democratic, Van White 27,489 Votes
Democratic-Working Families, Latoya S. Lee 29,450 Votes

CLARKSON TOWN JUSTICE

Republican-Conservative, Christopher T. Wilcox..... 2,295 Votes

EAST ROCHESTER TOWN JUSTICE (VOTE FOR 2)

Democratic, Dennis J. Greco..... 1,169 Votes
Republican-Conservative, Amy L. Monachino 1,013 Votes

PARMA TOWN JUSTICE

Democratic, John J. Huber 1,951 Votes
Republican-Conservative, Gregory J. Colavecchia 5,057 Votes

PARMA MEMBER OF TOWN COUNCIL – 1 YEAR TERM (VOTE FOR 2)

Republican-Conservative, David Ciufu..... 5,494 Votes
Republican-Conservative, Mark S. Acker 5,268 Votes

PERINTON TOWN CLERK – 3 YEAR TERM

Democratic, Lacey Jackson 11,503 Votes
Republican-Conservative, Janelle A. Reed 12,454 Votes

RIGA TOWN JUSTICE

Republican-Conservative, Richard E. Stowe..... 2,497 Votes

RIGA SUPERINTENDANT OF HIGHWAYS – 3 YEAR TERM

Republican-Conservative, Stephen S. Flagler 2,483 Votes

RUSH TOWN JUSTICE

Republican-Conservative, Michael J. Tallon..... 1,461 Votes

SWEDEN TOWN JUSTICE

Republican-Conservative, Robert P. Connors 3,089 Votes

FAIRPORT VILLAGE MAYOR

Democratic-Working Families, Julie M. Domaratz..... 1,469 Votes
Republican-Conservative, Robert J. Cantwell..... 1,270 Votes

FAIRPORT VILLAGE TRUSTEE (VOTE FOR 2)

Democratic-Working Families, Adam W. Bonosky 1,457 Votes
Democratic-Working Families, Tracy A. Briggs 1,430 Votes
Republican-Conservative, Thomas J. Santillo 1,282 Votes
Republican-Conservative, Paige K. Wickham 1,202 Votes

PROPOSAL NUMBER ONE
CLEAN WATER, CLEAN AIR, AND GREEN JOBS
ENVIRONMENTAL BOND ACT OF 2022

Yes 168,001 Votes
No..... 90,965 Votes

SEVENTH JUDICIAL DISTRICT
RESULTS OF NOVEMBER 8, 2022 GENERAL ELECTION BY COUNTY

Roman Misula

<u>County</u>	<u>Democratic</u>
Cayuga	9,603
Livingston	7,203
Monroe	130,828
Ontario	17,530
Seneca	4,269
Steuben	9,250
Wayne	9,373
Yates	2,375

Totals	190,431

Maroun Ajaka

<u>County</u>	<u>Democratic</u>
Cayuga	8,542
Livingston	6,712
Monroe	122,325
Ontario	16,219
Seneca	3,606
Steuben	8,191
Wayne	8,608
Yates	2,048

Totals	176,251

James A. Vazzana

<u>County</u>	<u>Republican</u>	<u>Conservative</u>
Cayuga	14,131	2,391
Livingston	14,006	2,429
Monroe	115,815	24,763
Ontario	23,080	4,283
Seneca	6,144	832
Steuben	21,787	2,143
Wayne	19,647	4,069
Yates	4,374	656
	-----	-----
Totals	218,984	41,566

Jason L. Cook

<u>County</u>	<u>Republican</u>	<u>Conservative</u>
Cayuga	13,216	2,348
Livingston	13,382	2,431
Monroe	102,148	23,648
Ontario	21,860	4,233
Seneca	5,790	812
Steuben	20,961	2,152
Wayne	18,511	4,032
Yates	5,063	770
	-----	-----
Totals	200,931	40,426

PARTY ABBREVIATIONS APPEARING IN CANVASS

CON..... Conservative
DEM Democratic
IND Independence
LAR Larouche
REP Republican
WOR..... Working Families

TEXT OF PROPOSALS SUBMITTED TO THE VOTERS

November 8, 2022

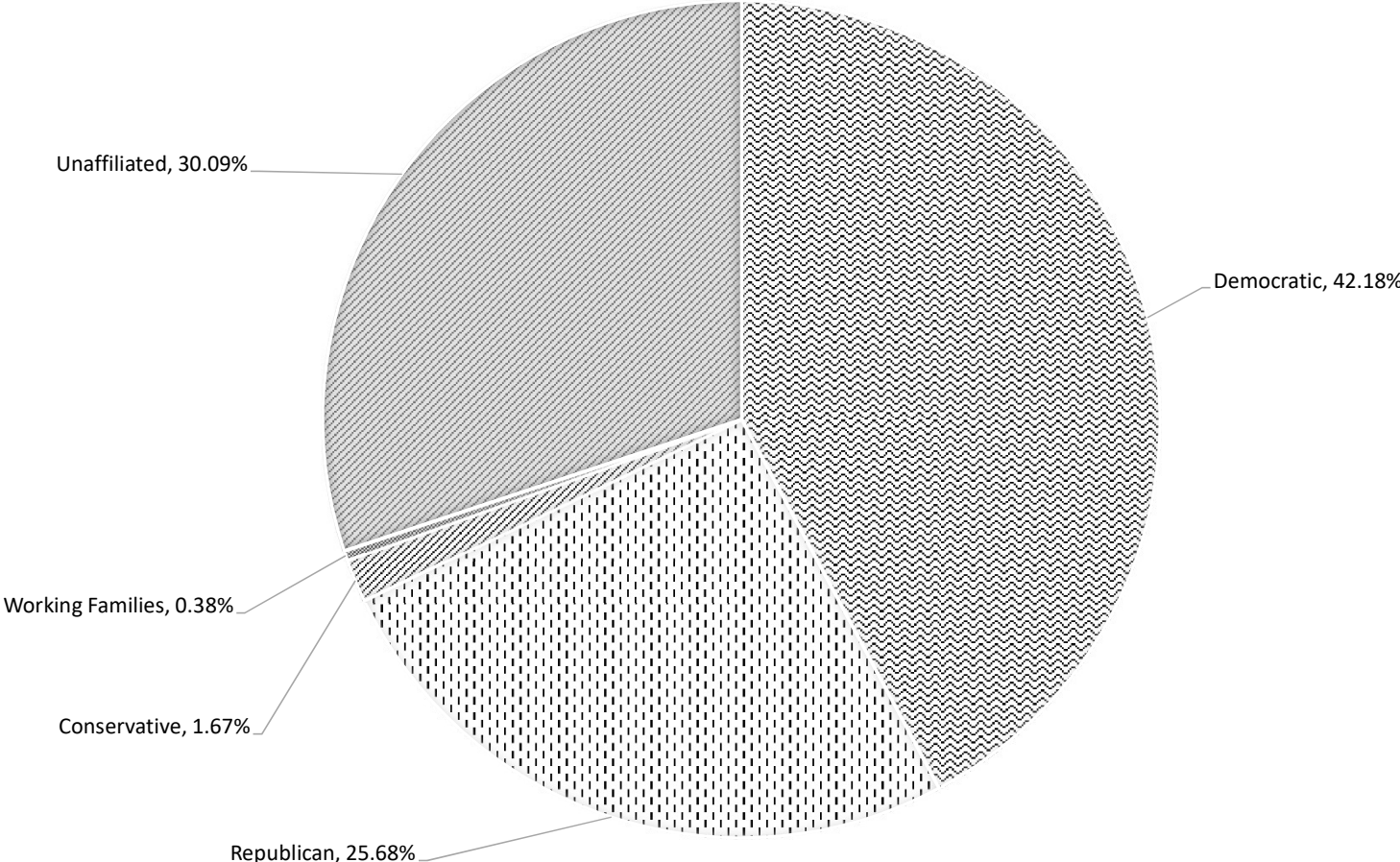
PROPOSAL NUMBER ONE

CLEAN WATER, CLEAN AIR, AND GREEN JOBS

ENVIRONMENTAL BOND ACT OF 2022

“To address and combat the impact of climate change and damage to the environment, the “Clean Water, Clean Air, and Green Jobs Environmental Bond Act of 2022” authorizes the sale of state bonds up to four billion two hundred million dollars to fund environmental protection, natural restoration, resiliency, and clean energy projects. Shall the Environmental Bond Act of 2022 be approved?”

PROFILE OF PARTY ENROLLMENT OF ELIGIBLE VOTERS MONROE COUNTY



GOVERNOR
DEMOCRATIC PRIMARY
SUMMARY

LEGISLATIVE DISTRICT OR TOWN	TOTAL VOTES	THOMAS R. SUOZZI	KATHY C. HOCHUL	JUMAANE D. WILLIAMS	SCATTER	BLANK AND VOID
		A01	A02	A03		
Leg. Dist. 07	118	14	87	13	1	3
Leg. Dist. 16	0	0	0	0	0	0
Leg. Dist. 21	1,445	113	1,026	291	2	13
Leg. Dist. 22	642	34	496	103	1	8
Leg. Dist. 23	2,119	155	1,570	376	4	14
Leg. Dist. 24	1,416	78	1,008	320	1	9
Leg. Dist. 25	1,187	61	861	238	7	20
Leg. Dist. 26	576	60	417	86	5	8
Leg. Dist. 27	1,568	77	1,171	290	8	22
Leg. Dist. 28	489	46	352	78	1	12
Leg. Dist. 29	821	79	595	135	5	7
CITY	10,381	717	7,583	1,930	35	116
Brighton	3,057	169	2,455	410	6	17
Chili	932	119	689	115	4	5
Clarkson	164	22	133	7	2	0
East Rochester	178	19	142	16	0	1
Gates	886	98	655	118	9	6
Greece	2,444	275	1,868	264	24	13
Hamlin	156	19	111	20	1	5
Henrietta	1,621	142	1,285	177	10	7
Irondequoit	2,477	219	1,947	285	8	18
Mendon	359	31	291	34	1	2
Ogden	466	63	365	36	2	0
Parma	343	61	237	42	1	2
Penfield	1,646	138	1,350	149	4	5
Perinton	2,258	164	1,872	209	3	10
Pittsford	1,517	99	1,308	107	1	2
Riga	144	11	114	15	2	2
Rush	128	21	96	11	0	0
Sweden	365	34	299	30	1	1
Webster	1,632	156	1,333	134	4	5
Wheatland	152	19	115	17	1	0
TOWNS	20,925	1,879	16,665	2,196	84	101
GRAND TOTAL:	31,306	2,596	24,248	4,126	119	217

GOVERNOR
DEMOCRATIC PRIMARY
DETAIL

LEGISLATIVE DISTRICT OR TOWN	TOTAL VOTES	THOMAS R. SUOZZI A01	KATHY C. HOCHUL A02	JUMAANE D. WILLIAMS A03	SCATTER	BLANK AND VOID
Leg. Dist. 07						
1	61	7	48	6	0	0
2	57	7	39	7	1	3
Leg. Dist. 07	118	14	87	13	1	3
Leg. Dist. 16						
1	0	0	0	0	0	0
Leg. Dist. 16	0	0	0	0	0	0
Leg. Dist. 21						
1	82	5	56	21	0	0
2	41	3	26	11	0	1
3	26	1	23	2	0	0
4	32	0	29	3	0	0
5	47	7	21	19	0	0
6	90	7	62	19	1	1
7	88	6	62	19	0	1
8	28	3	19	6	0	0
9	85	4	58	23	0	0
10	109	6	92	9	0	2
11	35	2	29	4	0	0
12	141	13	94	31	1	2
13	43	1	27	15	0	0
14	15	2	10	3	0	0
15	63	6	46	11	0	0
16	14	4	8	2	0	0
17	61	9	37	15	0	0
18	32	3	23	5	0	1
19	11	0	11	0	0	0
20	32	1	24	6	0	1
21	42	1	26	15	0	0
22	47	4	30	11	0	2
23	45	4	38	3	0	0
24	100	8	77	15	0	0
25	35	2	26	7	0	0
26	23	2	14	6	0	1
27	26	4	19	3	0	0
28	10	2	6	2	0	0
29	20	2	15	3	0	0
30	6	0	5	1	0	0
31	16	1	13	1	0	1
Leg. Dist. 21	1,445	113	1,026	291	2	13
Leg. Dist. 22						
1	37	3	32	2	0	0
2	2	0	1	1	0	0

GOVERNOR
DEMOCRATIC PRIMARY
DETAIL

LEGISLATIVE DISTRICT OR TOWN	TOTAL VOTES	THOMAS R. SUOZZI	KATHY C. HOCHUL	JUMAANE D. WILLIAMS	SCATTER	BLANK AND VOID
		A01	A02	A03		
Leg. Dist. 22						
3	24	4	20	0	0	0
4	9	0	7	1	0	1
5	8	0	3	5	0	0
6	25	0	25	0	0	0
7	14	0	5	7	0	2
8	18	0	16	2	0	0
9	9	0	6	3	0	0
10	27	2	23	2	0	0
11	67	0	47	20	0	0
12	15	0	12	3	0	0
13	13	1	9	3	0	0
14	27	1	21	4	0	1
15	27	2	19	6	0	0
16	12	1	10	1	0	0
17	14	2	9	2	0	1
18	26	4	19	2	0	1
19	7	0	6	1	0	0
20	29	4	19	5	0	1
21	19	1	15	2	0	1
22	23	1	20	2	0	0
23	15	0	14	1	0	0
24	11	1	8	2	0	0
25	86	4	64	17	1	0
26	39	1	33	5	0	0
27	31	2	25	4	0	0
28	0	0	0	0	0	0
29	0	0	0	0	0	0
30	8	0	8	0	0	0
Leg. Dist. 22	642	34	496	103	1	8
Leg. Dist. 23						
1	31	3	23	5	0	0
2	52	0	31	20	0	1
3	46	1	35	10	0	0
4	110	7	89	13	0	1
5	35	5	19	10	0	1
6	36	2	24	9	1	0
7	94	6	67	21	0	0
8	79	8	45	26	0	0
9	53	4	43	5	0	1
10	65	3	49	13	0	0
11	92	4	68	18	1	1
12	121	11	93	17	0	0
13	66	5	55	6	0	0

GOVERNOR
DEMOCRATIC PRIMARY
DETAIL

LEGISLATIVE DISTRICT OR TOWN	TOTAL VOTES	THOMAS R. SUOZZI A01	KATHY C. HOCHUL A02	JUMAANE D. WILLIAMS A03	SCATTER	BLANK AND VOID
Leg. Dist. 23						
14	50	3	37	10	0	0
15	47	1	31	15	0	0
16	39	2	27	10	0	0
17	92	9	68	15	0	0
18	126	16	88	20	0	2
19	64	5	51	7	0	1
20	123	8	99	16	0	0
21	92	8	72	11	0	1
22	67	3	58	6	0	0
23	22	3	11	8	0	0
24	61	6	42	12	1	0
25	130	9	107	12	0	2
26	158	9	134	12	0	3
27	65	8	52	5	0	0
28	72	3	36	33	0	0
29	7	1	4	1	1	0
31	22	1	12	9	0	0
32	1	0	0	1	0	0
33	1	1	0	0	0	0
Leg. Dist. 23	<u>2,119</u>	<u>155</u>	<u>1,570</u>	<u>376</u>	<u>4</u>	<u>14</u>
Leg. Dist. 24						
1	155	4	123	27	0	1
2	57	0	49	6	0	2
3	82	7	59	16	0	0
4	114	3	79	32	0	0
5	100	4	82	14	0	0
6	46	4	32	10	0	0
7	26	7	15	4	0	0
8	54	1	35	17	0	1
9	33	0	28	5	0	0
10	142	6	93	42	0	1
11	26	1	18	7	0	0
12	7	1	5	1	0	0
13	99	4	70	25	0	0
14	80	6	58	14	0	2
15	90	10	60	18	1	1
16	74	7	46	20	0	1
17	20	4	14	2	0	0
18	83	2	53	28	0	0
19	9	1	4	4	0	0
20	12	0	7	5	0	0
21	22	3	11	8	0	0
22	26	1	16	9	0	0

GOVERNOR
DEMOCRATIC PRIMARY
DETAIL

LEGISLATIVE DISTRICT OR TOWN	TOTAL VOTES	THOMAS R. SUOZZI A01	KATHY C. HOCHUL A02	JUMAANE D. WILLIAMS A03	SCATTER	BLANK AND VOID
Leg. Dist. 24						
23	53	0	47	6	0	0
24	4	2	2	0	0	0
25	1	0	1	0	0	0
26	1	0	1	0	0	0
Leg. Dist. 24	1,416	78	1,008	320	1	9
Leg. Dist. 25						
1	97	5	74	15	0	3
2	33	1	23	9	0	0
3	89	7	66	12	1	3
4	16	0	13	3	0	0
5	32	2	25	4	0	1
6	41	1	26	13	1	0
7	48	6	38	4	0	0
8	55	1	43	10	0	1
9	26	0	19	7	0	0
10	78	7	55	15	0	1
11	22	2	17	3	0	0
12	46	2	29	14	0	1
13	32	1	18	13	0	0
14	26	1	18	6	1	0
15	34	0	29	5	0	0
16	25	0	22	2	1	0
17	28	0	21	5	1	1
18	54	6	39	7	0	2
19	44	0	34	8	0	2
20	30	1	21	7	0	1
21	24	0	16	6	0	2
22	60	1	46	12	1	0
23	2	0	2	0	0	0
24	13	1	9	3	0	0
25	98	7	70	19	1	1
26	16	1	10	5	0	0
27	26	1	21	4	0	0
28	11	0	8	3	0	0
29	7	1	4	2	0	0
30	35	3	22	9	0	1
31	31	3	16	12	0	0
33	8	0	7	1	0	0
Leg. Dist. 25	1,187	61	861	238	7	20
Leg. Dist. 26						
1	77	11	58	7	0	1
2	25	3	20	2	0	0

GOVERNOR
DEMOCRATIC PRIMARY
DETAIL

LEGISLATIVE DISTRICT OR TOWN	TOTAL VOTES	THOMAS R. SUOZZI A01	KATHY C. HOCHUL A02	JUMAANE D. WILLIAMS A03	SCATTER	BLANK AND VOID
Leg. Dist. 26						
3	23	0	18	4	0	1
4	25	5	17	3	0	0
5	27	2	20	5	0	0
6	36	1	27	7	1	0
7	18	2	14	2	0	0
8	35	2	23	10	0	0
9	41	2	29	9	0	1
10	28	0	17	10	0	1
11	29	3	19	5	1	1
12	35	4	29	1	0	1
13	36	6	28	2	0	0
14	32	5	19	5	1	2
15	32	3	23	5	1	0
16	29	5	21	3	0	0
17	48	6	35	6	1	0
Leg. Dist. 26	576	60	417	86	5	8
Leg. Dist. 27						
1	79	3	69	6	1	0
2	79	4	59	16	0	0
3	76	3	56	17	0	0
4	89	4	58	27	0	0
5	86	2	62	21	0	1
6	65	5	42	17	0	1
7	68	2	53	12	0	1
8	106	8	78	18	0	2
9	106	4	85	14	0	3
10	75	4	61	8	2	0
11	70	2	53	15	0	0
12	55	1	41	13	0	0
13	64	2	53	8	1	0
14	39	6	31	1	0	1
15	82	3	58	19	0	2
16	84	1	69	13	0	1
17	63	3	43	14	0	3
18	36	4	23	8	1	0
19	82	5	62	12	1	2
20	34	0	30	2	0	2
21	32	1	22	7	1	1
22	19	3	12	2	1	1
23	46	3	28	14	0	1
25	17	4	11	2	0	0
26	16	0	12	4	0	0
Leg. Dist. 27	1,568	77	1,171	290	8	22

GOVERNOR
DEMOCRATIC PRIMARY
DETAIL

LEGISLATIVE DISTRICT OR TOWN	TOTAL VOTES	THOMAS R. SUOZZI A01	KATHY C. HOCHUL A02	JUMAANE D. WILLIAMS A03	SCATTER	BLANK AND VOID
Leg. Dist. 28						
1	31	2	26	3	0	0
2	2	1	1	0	0	0
3	14	1	11	2	0	0
4	22	2	13	5	0	2
5	15	1	12	2	0	0
6	43	0	43	0	0	0
7	54	6	36	10	0	2
8	37	4	27	5	0	1
9	16	2	13	1	0	0
10	22	2	16	2	0	2
11	21	1	17	3	0	0
12	11	2	8	1	0	0
13	22	0	16	4	0	2
14	21	2	15	4	0	0
15	10	1	6	3	0	0
16	22	2	15	5	0	0
17	1	0	0	1	0	0
18	27	4	18	5	0	0
19	3	0	2	1	0	0
20	28	5	14	8	0	1
21	35	3	26	6	0	0
22	19	2	12	4	0	1
23	13	3	5	3	1	1
Leg. Dist. 28	489	46	352	78	1	12
Leg. Dist. 29						
1	3	1	1	1	0	0
2	10	0	9	1	0	0
3	3	0	3	0	0	0
4	54	3	39	12	0	0
5	31	3	24	4	0	0
6	9	1	7	1	0	0
7	27	0	22	5	0	0
8	12	1	9	2	0	0
9	42	2	32	5	2	1
10	28	3	21	4	0	0
11	33	4	18	9	2	0
12	24	1	19	3	1	0
13	14	0	14	0	0	0
14	16	1	13	2	0	0
15	28	4	17	6	0	1
16	8	1	5	2	0	0
17	18	2	15	1	0	0
18	54	3	38	12	0	1

GOVERNOR
DEMOCRATIC PRIMARY
DETAIL

LEGISLATIVE DISTRICT OR TOWN	TOTAL VOTES	THOMAS R. SUOZZI A01	KATHY C. HOCHUL A02	JUMAANE D. WILLIAMS A03	SCATTER	BLANK AND VOID
Leg. Dist. 29						
19	15	1	11	2	0	1
20	53	4	36	13	0	0
21	44	3	28	11	0	2
22	33	4	23	6	0	0
23	61	11	43	6	0	1
24	55	7	41	7	0	0
25	12	0	9	3	0	0
26	17	1	13	3	0	0
28	0	0	0	0	0	0
29	3	0	3	0	0	0
30	0	0	0	0	0	0
31	4	0	4	0	0	0
32	7	1	5	1	0	0
33	103	17	73	13	0	0
Leg. Dist. 29	821	79	595	135	5	7
CITY	10,381	717	7,583	1,930	35	116
Brighton						
1	76	4	61	11	0	0
2	32	1	26	4	0	1
3	52	8	38	6	0	0
4	94	2	73	18	0	1
5	113	2	90	19	0	2
6	85	7	61	17	0	0
7	53	1	47	5	0	0
8	50	3	37	9	1	0
9	81	5	61	15	0	0
10	100	7	87	6	0	0
11	82	4	61	17	0	0
12	95	3	83	9	0	0
13	70	5	57	8	0	0
14	63	8	32	22	1	0
15	60	4	50	6	0	0
16	23	0	23	0	0	0
17	51	1	46	0	1	3
18	70	3	59	8	0	0
19	55	2	48	5	0	0
20	53	0	46	5	1	1
21	63	4	48	10	0	1
22	72	2	62	8	0	0
23	62	3	49	10	0	0
24	65	3	59	1	1	1
25	78	6	59	12	0	1

GOVERNOR
DEMOCRATIC PRIMARY
DETAIL

LEGISLATIVE DISTRICT OR TOWN	TOTAL VOTES	THOMAS R. SUOZZI A01	KATHY C. HOCHUL A02	JUMAANE D. WILLIAMS A03	SCATTER	BLANK AND VOID
Brighton						
26	43	2	38	3	0	0
27	58	6	43	9	0	0
28	108	6	87	15	0	0
29	40	3	34	3	0	0
30	140	7	123	7	0	3
31	90	8	65	17	0	0
32	83	2	72	9	0	0
33	60	1	53	5	0	1
34	78	1	61	15	1	0
35	63	4	53	6	0	0
36	57	1	40	16	0	0
37	51	7	34	10	0	0
38	65	2	57	5	0	1
39	49	2	44	2	0	1
40	125	6	102	17	0	0
41	67	7	51	9	0	0
42	29	6	20	3	0	0
43	69	6	49	14	0	0
44	11	0	8	3	0	0
45	29	2	19	8	0	0
46	44	2	39	3	0	0
Brighton	3,057	169	2,455	410	6	17
Chili						
1	21	3	14	4	0	0
2	33	10	22	1	0	0
3	41	6	28	6	1	0
4	27	4	17	6	0	0
5	30	0	22	7	0	1
6	16	5	7	4	0	0
7	27	0	26	1	0	0
8	17	2	14	1	0	0
9	26	2	23	0	1	0
10	16	1	12	2	0	1
11	27	4	17	6	0	0
12	23	4	17	2	0	0
13	23	3	19	0	1	0
14	25	1	22	2	0	0
15	21	0	17	4	0	0
16	37	5	30	2	0	0
17	73	8	56	6	0	3
18	15	2	10	3	0	0
19	34	4	26	4	0	0
20	60	5	47	8	0	0

GOVERNOR
DEMOCRATIC PRIMARY
DETAIL

LEGISLATIVE DISTRICT OR TOWN	TOTAL VOTES	THOMAS R. SUOZZI A01	KATHY C. HOCHUL A02	JUMAANE D. WILLIAMS A03	SCATTER	BLANK AND VOID
Chili						
21	14	1	10	3	0	0
22	45	2	34	9	0	0
23	22	3	19	0	0	0
24	56	13	40	3	0	0
25	30	3	22	5	0	0
26	30	7	21	2	0	0
27	20	3	14	3	0	0
28	29	4	21	4	0	0
29	24	3	17	4	0	0
30	10	1	7	2	0	0
31	35	2	27	5	1	0
32	25	8	11	6	0	0
	<u>932</u>	<u>119</u>	<u>689</u>	<u>115</u>	<u>4</u>	<u>5</u>
Clarkson						
1	43	6	36	1	0	0
2	4	0	4	0	0	0
3	36	1	35	0	0	0
4	24	5	15	3	1	0
5	37	7	27	3	0	0
6	20	3	16	0	1	0
	<u>164</u>	<u>22</u>	<u>133</u>	<u>7</u>	<u>2</u>	<u>0</u>
Clarkson						
East Rochester						
1	19	2	16	1	0	0
2	23	5	17	0	0	1
3	20	1	15	4	0	0
4	24	4	17	3	0	0
5	23	0	21	2	0	0
6	46	2	40	4	0	0
7	23	5	16	2	0	0
	<u>178</u>	<u>19</u>	<u>142</u>	<u>16</u>	<u>0</u>	<u>1</u>
East Rochester						
Gates						
1	22	5	12	5	0	0
2	11	2	8	1	0	0
3	29	3	15	11	0	0
4	22	3	18	1	0	0
5	37	2	31	4	0	0
6	32	3	22	7	0	0
7	34	5	25	3	1	0
8	19	2	16	1	0	0
9	40	3	31	4	0	2
10	24	2	20	1	0	1
11	21	2	18	1	0	0

GOVERNOR
DEMOCRATIC PRIMARY
DETAIL

LEGISLATIVE DISTRICT OR TOWN	TOTAL VOTES	THOMAS R. SUOZZI A01	KATHY C. HOCHUL A02	JUMAANE D. WILLIAMS A03	SCATTER	BLANK AND VOID
Gates						
12	21	1	18	2	0	0
13	21	1	11	9	0	0
14	18	2	13	3	0	0
15	42	5	30	7	0	0
16	22	4	17	1	0	0
17	25	4	18	2	1	0
18	21	4	16	1	0	0
19	14	2	10	2	0	0
20	33	0	25	7	1	0
21	20	2	14	3	1	0
22	27	1	23	2	1	0
23	30	3	21	5	1	0
24	61	9	41	10	1	0
25	15	2	12	1	0	0
26	23	5	17	1	0	0
27	27	1	24	2	0	0
28	22	2	16	4	0	0
29	34	4	25	4	0	1
30	14	4	9	0	1	0
31	25	2	19	2	0	2
32	34	4	28	2	0	0
33	18	0	14	3	1	0
34	20	2	12	6	0	0
35	8	2	6	0	0	0
Gates	886	98	655	118	9	6
Greece						
1	24	3	19	2	0	0
2	28	3	21	4	0	0
3	8	1	7	0	0	0
4	20	1	16	3	0	0
5	22	0	19	3	0	0
6	19	4	11	4	0	0
7	33	1	24	8	0	0
8	18	1	14	3	0	0
9	17	1	15	0	1	0
10	12	2	6	3	1	0
11	12	1	7	4	0	0
12	6	1	5	0	0	0
13	10	1	8	1	0	0
14	22	3	17	1	0	1
15	16	4	11	1	0	0
16	18	3	15	0	0	0
17	27	0	24	3	0	0

GOVERNOR
DEMOCRATIC PRIMARY
DETAIL

LEGISLATIVE DISTRICT OR TOWN	TOTAL VOTES	THOMAS R. SUOZZI A01	KATHY C. HOCHUL A02	JUMAANE D. WILLIAMS A03	SCATTER	BLANK AND VOID
Greece						
18	25	3	18	3	1	0
19	14	2	9	3	0	0
20	19	3	16	0	0	0
21	29	4	23	1	1	0
22	16	3	9	4	0	0
23	45	6	37	1	1	0
24	13	2	11	0	0	0
25	34	5	24	5	0	0
26	12	1	11	0	0	0
27	44	6	27	11	0	0
28	12	2	9	1	0	0
29	28	4	22	2	0	0
30	15	1	10	4	0	0
31	15	4	11	0	0	0
32	14	0	13	1	0	0
33	24	2	20	1	1	0
34	31	4	23	4	0	0
35	26	1	19	5	0	1
36	39	5	31	2	1	0
37	16	1	11	4	0	0
38	35	6	25	4	0	0
39	13	1	8	4	0	0
40	18	2	11	5	0	0
41	35	8	26	1	0	0
42	23	5	14	4	0	0
43	16	5	9	2	0	0
44	35	5	29	0	1	0
45	19	3	14	0	0	2
46	13	1	9	2	1	0
47	22	2	18	1	1	0
48	9	1	6	2	0	0
49	18	1	17	0	0	0
50	15	0	13	2	0	0
51	21	3	17	0	0	1
52	23	2	13	8	0	0
53	14	1	12	0	1	0
54	14	4	10	0	0	0
55	13	2	10	1	0	0
56	28	3	25	0	0	0
57	18	3	15	0	0	0
58	34	3	27	3	1	0
59	22	2	14	6	0	0
60	23	1	21	1	0	0

GOVERNOR
DEMOCRATIC PRIMARY
DETAIL

LEGISLATIVE DISTRICT OR TOWN	TOTAL VOTES	THOMAS R. SUOZZI A01	KATHY C. HOCHUL A02	JUMAANE D. WILLIAMS A03	SCATTER	BLANK AND VOID
Greece						
61	22	6	12	2	1	1
62	17	0	13	4	0	0
63	21	1	11	9	0	0
64	24	0	19	4	0	1
65	25	3	20	1	1	0
66	8	0	8	0	0	0
67	16	5	10	1	0	0
68	16	2	12	2	0	0
69	14	2	12	0	0	0
70	56	5	41	7	2	1
71	25	0	23	2	0	0
72	33	6	22	3	1	1
73	10	0	8	2	0	0
74	17	1	15	1	0	0
75	19	5	11	3	0	0
76	19	4	13	1	1	0
77	22	2	18	2	0	0
78	11	0	9	2	0	0
79	40	6	30	2	1	1
80	26	3	21	2	0	0
81	13	2	9	2	0	0
82	33	1	22	9	1	0
83	9	1	7	1	0	0
84	28	3	21	3	1	0
85	27	4	21	2	0	0
86	25	1	23	1	0	0
87	16	1	11	4	0	0
88	32	3	26	3	0	0
89	17	6	11	0	0	0
90	21	1	19	1	0	0
91	38	1	32	5	0	0
92	49	6	34	9	0	0
93	40	4	30	5	0	1
94	26	3	21	2	0	0
95	13	1	10	2	0	0
96	26	4	20	1	1	0
97	48	4	40	3	0	1
98	41	4	33	4	0	0
99	25	3	19	1	1	1
100	35	2	29	4	0	0
101	15	0	12	3	0	0
102	24	0	24	0	0	0
103	27	7	20	0	0	0

GOVERNOR
DEMOCRATIC PRIMARY
DETAIL

LEGISLATIVE DISTRICT OR TOWN	TOTAL VOTES	THOMAS R. SUOZZI A01	KATHY C. HOCHUL A02	JUMAANE D. WILLIAMS A03	SCATTER	BLANK AND VOID
Greece						
104	12	1	11	0	0	0
105	29	3	24	1	1	0
106	15	3	8	4	0	0
107	6	1	5	0	0	0
108	23	0	20	3	0	0
109	26	1	22	3	0	0
Greece	<u>2,444</u>	<u>275</u>	<u>1,868</u>	<u>264</u>	<u>24</u>	<u>13</u>
Hamlin						
1	11	1	7	2	0	1
2	16	3	9	2	1	1
3	14	2	10	1	0	1
4	16	1	13	2	0	0
5	13	2	8	2	0	1
6	13	1	11	1	0	0
7	33	3	26	4	0	0
8	10	2	8	0	0	0
9	7	1	5	1	0	0
10	23	3	14	5	0	1
Hamlin	<u>156</u>	<u>19</u>	<u>111</u>	<u>20</u>	<u>1</u>	<u>5</u>
Henrietta						
1	35	2	31	2	0	0
2	29	5	21	2	0	1
3	27	2	21	4	0	0
4	54	6	43	5	0	0
5	40	7	29	4	0	0
6	31	2	24	4	1	0
7	31	1	26	2	2	0
8	35	3	28	4	0	0
9	31	3	25	3	0	0
10	28	1	24	3	0	0
11	38	4	26	7	0	1
12	31	2	26	3	0	0
13	68	4	53	11	0	0
14	33	4	22	6	0	1
15	63	4	40	18	1	0
16	12	2	10	0	0	0
17	62	5	49	8	0	0
18	45	2	38	5	0	0
19	27	1	23	0	3	0
20	69	8	49	12	0	0
21	32	2	30	0	0	0
22	73	4	66	3	0	0

GOVERNOR
DEMOCRATIC PRIMARY
DETAIL

LEGISLATIVE DISTRICT OR TOWN	TOTAL VOTES	THOMAS R. SUOZZI A01	KATHY C. HOCHUL A02	JUMAANE D. WILLIAMS A03	SCATTER	BLANK AND VOID
Henrietta						
23	38	4	28	5	1	0
24	59	6	43	10	0	0
25	33	5	28	0	0	0
26	93	5	81	4	2	1
27	62	8	51	3	0	0
28	40	5	30	5	0	0
29	94	9	71	13	0	1
30	101	7	82	11	0	1
31	23	1	19	2	0	1
32	97	5	87	5	0	0
33	30	7	16	7	0	0
34	13	0	10	3	0	0
35	44	6	35	3	0	0
Henrietta	1,621	142	1,285	177	10	7
Irondequoit						
1	52	6	40	6	0	0
2	25	4	17	4	0	0
3	46	3	32	11	0	0
4	16	3	13	0	0	0
5	39	1	32	5	1	0
6	69	8	54	7	0	0
7	41	1	34	6	0	0
8	17	0	17	0	0	0
9	35	8	22	5	0	0
10	42	9	32	1	0	0
11	20	2	13	5	0	0
12	40	0	33	7	0	0
13	68	3	55	8	1	1
14	42	6	33	3	0	0
15	47	3	42	2	0	0
16	75	10	57	6	0	2
17	31	2	23	3	0	3
18	32	2	25	4	1	0
19	68	5	54	9	0	0
20	32	3	26	3	0	0
21	45	2	39	4	0	0
22	45	3	39	3	0	0
23	45	2	32	11	0	0
24	38	4	31	3	0	0
25	24	2	20	2	0	0
26	30	3	17	8	1	1
27	19	1	18	0	0	0
28	32	5	20	7	0	0

GOVERNOR
DEMOCRATIC PRIMARY
DETAIL

LEGISLATIVE DISTRICT OR TOWN	TOTAL VOTES	THOMAS R. SUOZZI A01	KATHY C. HOCHUL A02	JUMAANE D. WILLIAMS A03	SCATTER	BLANK AND VOID
Irondequoit						
29	31	1	21	7	1	1
30	35	1	30	4	0	0
31	35	0	30	4	0	1
32	46	2	35	9	0	0
33	33	6	24	2	0	1
34	56	6	43	7	0	0
35	31	1	25	5	0	0
36	16	1	8	6	0	1
37	26	3	20	2	0	1
38	30	0	24	6	0	0
39	1	0	1	0	0	0
40	38	5	29	4	0	0
41	62	3	46	13	0	0
42	33	2	28	2	1	0
43	32	7	22	3	0	0
44	68	5	62	1	0	0
45	17	2	13	2	0	0
46	28	3	17	7	0	1
47	12	0	12	0	0	0
48	30	0	28	2	0	0
49	57	6	48	3	0	0
50	20	3	13	4	0	0
51	66	7	49	9	0	1
52	34	2	25	6	0	1
53	26	5	20	1	0	0
54	10	1	9	0	0	0
55	51	4	41	6	0	0
56	28	6	21	1	0	0
57	54	8	39	7	0	0
58	40	4	32	4	0	0
59	24	4	18	1	1	0
60	41	1	36	4	0	0
61	53	4	46	3	0	0
62	55	5	42	7	0	1
63	24	2	22	0	0	0
64	25	0	23	1	0	1
65	24	2	17	5	0	0
66	19	2	14	1	1	1
67	24	4	18	2	0	0
68	27	0	26	1	0	0
Irondequoit	2,477	219	1,947	285	8	18
Mendon						
1	38	5	28	5	0	0

GOVERNOR
DEMOCRATIC PRIMARY
DETAIL

LEGISLATIVE DISTRICT OR TOWN	TOTAL VOTES	THOMAS R. SUOZZI	KATHY C. HOCHUL	JUMAANE D. WILLIAMS	SCATTER	BLANK AND VOID
		A01	A02	A03		
Mendon						
2	51	4	42	5	0	0
3	57	6	45	6	0	0
4	47	3	33	10	0	1
5	47	4	41	2	0	0
6	36	0	34	1	0	1
7	34	2	28	4	0	0
8	14	3	9	1	1	0
9	35	4	31	0	0	0
	<u>359</u>	<u>31</u>	<u>291</u>	<u>34</u>	<u>1</u>	<u>2</u>
Mendon						
Ogden						
1	27	0	25	2	0	0
2	36	2	33	1	0	0
3	33	4	29	0	0	0
4	17	3	14	0	0	0
5	16	3	11	2	0	0
6	23	4	18	1	0	0
7	15	4	8	2	1	0
8	31	3	27	1	0	0
9	32	4	27	1	0	0
10	18	2	14	2	0	0
11	19	2	16	1	0	0
12	19	4	13	2	0	0
13	32	4	23	4	1	0
14	19	0	18	1	0	0
15	25	1	20	4	0	0
16	12	4	7	1	0	0
17	15	4	10	1	0	0
18	27	4	22	1	0	0
19	30	5	18	7	0	0
20	20	6	12	2	0	0
	<u>466</u>	<u>63</u>	<u>365</u>	<u>36</u>	<u>2</u>	<u>0</u>
Ogden						
Parma						
1	33	6	24	3	0	0
2	32	7	25	0	0	0
3	19	4	9	5	0	1
4	22	3	16	3	0	0
5	13	2	9	2	0	0
6	6	4	2	0	0	0
7	15	1	9	5	0	0
8	44	3	35	5	1	0
9	27	4	18	5	0	0
10	20	3	14	3	0	0

GOVERNOR
DEMOCRATIC PRIMARY
DETAIL

LEGISLATIVE DISTRICT OR TOWN	TOTAL VOTES	THOMAS R. SUOZZI A01	KATHY C. HOCHUL A02	JUMAANE D. WILLIAMS A03	SCATTER	BLANK AND VOID
Parma						
11	25	8	15	2	0	0
12	25	5	14	5	0	1
13	28	4	23	1	0	0
14	16	2	14	0	0	0
15	18	5	10	3	0	0
Parma	343	61	237	42	1	2
Penfield						
1	13	2	9	2	0	0
2	29	2	24	3	0	0
3	42	0	37	5	0	0
4	43	5	38	0	0	0
5	60	4	52	4	0	0
6	25	0	21	4	0	0
7	44	5	35	4	0	0
8	12	1	10	1	0	0
9	73	3	66	4	0	0
10	28	2	24	2	0	0
11	17	0	15	2	0	0
12	44	1	38	5	0	0
13	37	11	24	2	0	0
14	34	3	29	1	1	0
15	56	2	45	9	0	0
16	26	3	18	5	0	0
17	46	8	33	4	0	1
18	35	2	32	1	0	0
19	50	4	34	12	0	0
20	57	9	43	4	0	1
21	53	4	43	6	0	0
22	60	6	43	11	0	0
23	70	5	61	4	0	0
24	40	2	33	4	1	0
25	26	3	23	0	0	0
26	20	4	14	2	0	0
27	45	4	39	2	0	0
28	29	2	26	1	0	0
29	49	4	40	4	0	1
30	54	4	46	4	0	0
31	58	2	50	6	0	0
32	21	1	18	2	0	0
33	40	6	31	3	0	0
34	42	5	33	3	0	1
35	52	3	42	7	0	0
36	40	2	35	3	0	0

GOVERNOR
DEMOCRATIC PRIMARY
DETAIL

LEGISLATIVE DISTRICT OR TOWN	TOTAL VOTES	THOMAS R. SUOZZI A01	KATHY C. HOCHUL A02	JUMAANE D. WILLIAMS A03	SCATTER	BLANK AND VOID
Penfield						
37	42	2	39	1	0	0
38	13	1	12	0	0	0
39	25	2	18	4	1	0
40	23	2	15	6	0	0
41	50	5	41	2	1	1
42	23	2	21	0	0	0
Penfield	1,646	138	1,350	149	4	5
Perinton						
1	65	2	59	3	1	0
2	55	8	42	5	0	0
3	34	0	30	4	0	0
4	34	2	27	5	0	0
5	17	3	13	1	0	0
6	38	4	28	6	0	0
7	56	2	50	4	0	0
8	42	0	37	5	0	0
9	55	4	49	2	0	0
10	58	2	52	4	0	0
11	26	0	21	5	0	0
12	46	7	34	5	0	0
13	35	5	26	3	0	1
14	36	4	29	3	0	0
15	28	2	22	4	0	0
16	33	3	24	5	0	1
17	50	3	43	4	0	0
18	43	2	40	1	0	0
19	26	3	19	4	0	0
20	46	8	33	5	0	0
21	55	2	45	7	0	1
22	28	0	26	1	0	1
23	51	4	45	2	0	0
24	61	9	47	3	0	2
25	40	3	31	6	0	0
26	31	1	29	1	0	0
27	33	1	30	2	0	0
28	25	1	20	4	0	0
29	22	4	17	1	0	0
30	29	0	29	0	0	0
31	43	5	36	2	0	0
32	35	5	24	4	0	2
33	62	3	48	11	0	0
34	60	4	50	5	1	0
35	36	4	28	4	0	0

GOVERNOR
DEMOCRATIC PRIMARY
DETAIL

LEGISLATIVE DISTRICT OR TOWN	TOTAL VOTES	THOMAS R. SUOZZI A01	KATHY C. HOCHUL A02	JUMAANE D. WILLIAMS A03	SCATTER	BLANK AND VOID
Perinton						
36	26	3	22	1	0	0
37	45	4	36	5	0	0
38	58	4	48	6	0	0
39	35	1	30	4	0	0
40	34	0	30	4	0	0
41	16	3	13	0	0	0
42	32	3	26	3	0	0
43	64	5	54	4	1	0
44	28	1	25	2	0	0
45	78	2	66	10	0	0
46	26	2	23	1	0	0
47	28	6	19	3	0	0
48	37	0	31	6	0	0
49	27	0	24	3	0	0
50	5	1	2	2	0	0
51	32	1	27	4	0	0
52	61	3	56	1	0	1
53	34	3	25	5	0	1
54	62	3	52	7	0	0
55	43	4	34	5	0	0
56	53	5	46	2	0	0
Perinton	2,258	164	1,872	209	3	10
Pittsford						
1	35	4	28	3	0	0
2	41	2	37	2	0	0
3	111	8	100	2	0	1
4	61	4	56	1	0	0
5	47	1	38	8	0	0
6	52	4	45	3	0	0
7	23	3	19	1	0	0
8	31	2	28	1	0	0
9	50	2	45	3	0	0
10	49	6	37	6	0	0
11	30	1	24	5	0	0
12	31	1	28	1	0	1
13	30	1	23	6	0	0
14	49	4	45	0	0	0
15	23	1	19	2	1	0
16	34	1	31	2	0	0
17	45	5	34	6	0	0
18	46	1	42	3	0	0
19	18	3	15	0	0	0
20	55	3	49	3	0	0

GOVERNOR
DEMOCRATIC PRIMARY
DETAIL

LEGISLATIVE DISTRICT OR TOWN	TOTAL VOTES	THOMAS R. SUOZZI A01	KATHY C. HOCHUL A02	JUMAANE D. WILLIAMS A03	SCATTER	BLANK AND VOID
Pittsford						
21	48	2	41	5	0	0
22	69	4	56	9	0	0
23	29	2	26	1	0	0
24	54	5	45	4	0	0
25	63	4	54	5	0	0
26	29	1	26	2	0	0
27	42	4	33	5	0	0
28	56	4	48	4	0	0
29	40	6	33	1	0	0
30	34	2	27	5	0	0
31	49	6	42	1	0	0
32	40	1	37	2	0	0
33	45	0	43	2	0	0
34	58	1	54	3	0	0
Pittsford	1,517	99	1,308	107	1	2
Riga						
1	33	2	27	3	1	0
2	33	4	24	4	0	1
3	20	0	18	2	0	0
4	31	2	26	2	1	0
5	17	2	11	4	0	0
6	10	1	8	0	0	1
Riga	144	11	114	15	2	2
Rush						
1	24	0	23	1	0	0
2	23	7	13	3	0	0
3	47	4	39	4	0	0
4	34	10	21	3	0	0
Rush	128	21	96	11	0	0
Sweden						
1	38	4	29	5	0	0
2	16	0	14	1	0	1
3	38	2	30	5	1	0
4	37	2	35	0	0	0
5	19	0	18	1	0	0
6	39	3	34	2	0	0
7	39	5	30	4	0	0
8	28	3	25	0	0	0
9	37	4	28	5	0	0
10	37	6	28	3	0	0
11	12	2	9	1	0	0
12	25	3	19	3	0	0

GOVERNOR
DEMOCRATIC PRIMARY
DETAIL

LEGISLATIVE DISTRICT OR TOWN	TOTAL VOTES	THOMAS R. SUOZZI A01	KATHY C. HOCHUL A02	JUMAANE D. WILLIAMS A03	SCATTER	BLANK AND VOID
Sweden	365	34	299	30	1	1
Webster						
1	48	8	37	3	0	0
2	58	3	44	9	0	2
3	57	2	51	4	0	0
4	23	1	21	1	0	0
5	24	2	21	1	0	0
6	26	0	21	5	0	0
7	49	7	34	6	2	0
8	32	1	25	6	0	0
9	23	1	21	1	0	0
10	38	4	30	4	0	0
11	23	1	19	3	0	0
12	44	3	38	3	0	0
13	37	3	32	2	0	0
14	32	2	27	3	0	0
15	20	2	15	3	0	0
16	37	2	31	4	0	0
17	26	3	21	2	0	0
18	18	0	16	2	0	0
19	44	4	36	3	1	0
20	39	3	32	4	0	0
21	38	5	31	2	0	0
22	36	7	24	4	1	0
23	31	3	20	8	0	0
24	84	6	76	2	0	0
25	70	11	53	6	0	0
26	33	8	18	7	0	0
27	76	13	59	3	0	1
28	28	4	21	3	0	0
29	29	3	26	0	0	0
30	28	3	20	4	0	1
31	21	6	14	1	0	0
32	48	4	42	2	0	0
33	43	2	39	2	0	0
34	13	1	12	0	0	0
35	30	5	22	3	0	0
36	22	1	19	2	0	0
37	53	3	50	0	0	0
38	48	2	43	3	0	0
39	49	2	46	1	0	0
40	52	7	39	5	0	1
41	48	4	40	4	0	0
42	26	2	24	0	0	0

GOVERNOR
DEMOCRATIC PRIMARY
DETAIL

LEGISLATIVE DISTRICT OR TOWN	TOTAL VOTES	THOMAS R. SUOZZI A01	KATHY C. HOCHUL A02	JUMAANE D. WILLIAMS A03	SCATTER	BLANK AND VOID
Webster						
43	28	2	23	3	0	0
Webster	1,632	156	1,333	134	4	5
Wheatland						
1	35	1	29	5	0	0
2	29	5	24	0	0	0
3	41	6	28	6	1	0
4	26	0	21	5	0	0
5	21	7	13	1	0	0
Wheatland	152	19	115	17	1	0
TOWNS	20,925	1,879	16,665	2,196	84	101
GRAND TOTAL:	31,306	2,596	24,248	4,126	119	217

LIEUTENANT GOVERNOR
DEMOCRATIC PRIMARY
SUMMARY

LEGISLATIVE DISTRICT OR TOWN	TOTAL VOTES	ANA MARIA ARCHILA A04	DIANA REYNA A05	ANTONIO DELGADO A06	SCATTER	BLANK AND VOID
Leg. Dist. 07	118	27	25	46	1	19
Leg. Dist. 16	0	0	0	0	0	0
Leg. Dist. 21	1,445	399	256	695	4	91
Leg. Dist. 22	642	127	128	347	0	40
Leg. Dist. 23	2,119	609	285	1,090	5	130
Leg. Dist. 24	1,416	473	196	665	1	81
Leg. Dist. 25	1,187	306	197	598	5	81
Leg. Dist. 26	576	137	126	274	1	38
Leg. Dist. 27	1,568	337	274	834	2	121
Leg. Dist. 28	489	78	103	274	2	32
Leg. Dist. 29	821	169	182	417	1	52
CITY	10,381	2,662	1,772	5,240	22	685
Brighton	3,057	771	529	1,539	4	214
Chili	932	248	192	413	2	77
Clarkson	164	35	34	80	1	14
East Rochester	178	52	36	76	1	13
Gates	886	229	185	393	3	76
Greece	2,444	622	490	1,125	7	200
Hamlin	156	37	44	60	0	15
Henrietta	1,621	388	352	763	1	117
Irondequoit	2,477	689	561	1,079	1	147
Mendon	359	83	75	174	1	26
Ogden	466	129	104	199	1	33
Parma	343	91	81	140	0	31
Penfield	1,646	420	321	785	1	119
Perinton	2,258	495	481	1,104	3	175
Pittsford	1,517	313	248	846	1	109
Riga	144	40	26	66	0	12
Rush	128	26	30	58	0	14
Sweden	365	91	72	171	0	31
Webster	1,632	382	332	795	1	122
Wheatland	152	44	31	63	0	14
TOWNS	20,925	5,185	4,224	9,929	28	1,559
GRAND TOTAL:	31,306	7,847	5,996	15,169	50	2,244

LIEUTENANT GOVERNOR
 DEMOCRATIC PRIMARY
 DETAIL

LEGISLATIVE DISTRICT OR TOWN	TOTAL VOTES	ANA MARIA ARCHILA A04	DIANA REYNA A05	ANTONIO DELGADO A06	SCATTER	BLANK AND VOID
Leg. Dist. 07						
1	61	15	13	25	0	8
2	57	12	12	21	1	11
Leg. Dist. 07	118	27	25	46	1	19
Leg. Dist. 16						
1	0	0	0	0	0	0
Leg. Dist. 16	0	0	0	0	0	0
Leg. Dist. 21						
1	82	23	14	39	0	6
2	41	13	6	18	1	3
3	26	10	4	12	0	0
4	32	4	7	19	0	2
5	47	18	8	19	0	2
6	90	30	14	42	1	3
7	88	25	13	43	0	7
8	28	8	3	14	0	3
9	85	35	14	34	0	2
10	109	18	18	66	0	7
11	35	6	4	23	0	2
12	141	45	26	61	0	9
13	43	16	6	18	0	3
14	15	6	2	4	0	3
15	63	14	10	33	0	6
16	14	6	3	5	0	0
17	61	20	16	24	0	1
18	32	5	4	15	0	8
19	11	1	0	9	0	1
20	32	9	6	15	0	2
21	42	11	11	18	0	2
22	47	10	6	27	0	4
23	45	7	7	25	0	6
24	100	28	19	51	0	2
25	35	3	13	18	1	0
26	23	9	3	8	1	2
27	26	12	4	10	0	0
28	10	5	2	3	0	0
29	20	1	2	14	0	3
30	6	0	1	4	0	1
31	16	1	10	4	0	1
Leg. Dist. 21	1,445	399	256	695	4	91
Leg. Dist. 22						
1	37	4	5	26	0	2

LIEUTENANT GOVERNOR
 DEMOCRATIC PRIMARY
 DETAIL

LEGISLATIVE DISTRICT OR TOWN	TOTAL VOTES	ANA MARIA ARCHILA A04	DIANA REYNA A05	ANTONIO DELGADO A06	SCATTER	BLANK AND VOID
Leg. Dist. 22						
2	2	0	0	2	0	0
3	24	4	7	13	0	0
4	9	0	3	3	0	3
5	8	2	1	5	0	0
6	25	2	5	17	0	1
7	14	5	5	2	0	2
8	18	3	7	6	0	2
9	9	0	1	6	0	2
10	27	4	9	12	0	2
11	67	16	10	36	0	5
12	15	1	5	6	0	3
13	13	3	1	7	0	2
14	27	5	5	17	0	0
15	27	6	7	13	0	1
16	12	2	1	9	0	0
17	14	5	2	7	0	0
18	26	3	6	17	0	0
19	7	2	3	2	0	0
20	29	2	11	13	0	3
21	19	3	2	11	0	3
22	23	5	1	14	0	3
23	15	4	1	10	0	0
24	11	3	4	4	0	0
25	86	26	13	44	0	3
26	39	8	6	23	0	2
27	31	6	6	19	0	0
28	0	0	0	0	0	0
29	0	0	0	0	0	0
30	8	3	1	3	0	1
Leg. Dist. 22	642	127	128	347	0	40
Leg. Dist. 23						
1	31	10	3	18	0	0
2	52	27	6	18	0	1
3	46	20	5	19	0	2
4	110	32	5	68	1	4
5	35	7	6	18	0	4
6	36	14	7	15	0	0
7	94	31	11	40	0	12
8	79	29	15	30	1	4
9	53	13	5	30	0	5
10	65	22	9	32	0	2
11	92	24	16	46	1	5

LIEUTENANT GOVERNOR
 DEMOCRATIC PRIMARY
 DETAIL

LEGISLATIVE DISTRICT OR TOWN	TOTAL VOTES	ANA MARIA ARCHILA A04	DIANA REYNA A05	ANTONIO DELGADO A06	SCATTER	BLANK AND VOID
Leg. Dist. 23						
12	121	22	14	77	0	8
13	66	15	2	46	0	3
14	50	15	4	29	0	2
15	47	24	3	15	0	5
16	39	7	8	23	0	1
17	92	33	12	43	0	4
18	126	44	22	50	0	10
19	64	19	8	32	0	5
20	123	29	22	68	0	4
21	92	17	18	51	0	6
22	67	10	7	45	0	5
23	22	11	4	6	1	0
24	61	16	18	22	0	5
25	130	27	9	86	0	8
26	158	34	22	86	0	16
27	65	10	12	36	0	7
28	72	38	6	27	0	1
29	7	1	3	2	1	0
31	22	7	3	11	0	1
32	1	1	0	0	0	0
33	1	0	0	1	0	0
Leg. Dist. 23	2,119	609	285	1,090	5	130
Leg. Dist. 24						
1	155	34	14	96	0	11
2	57	13	2	34	0	8
3	82	22	11	45	0	4
4	114	43	17	51	0	3
5	100	26	9	59	0	6
6	46	15	5	23	0	3
7	26	8	7	8	0	3
8	54	17	11	26	0	0
9	33	12	6	15	0	0
10	142	50	23	58	1	10
11	26	8	7	8	0	3
12	7	4	0	3	0	0
13	99	41	15	39	0	4
14	80	29	5	39	0	7
15	90	26	18	38	0	8
16	74	32	10	27	0	5
17	20	3	7	9	0	1
18	83	40	12	28	0	3
19	9	5	1	3	0	0

LIEUTENANT GOVERNOR
DEMOCRATIC PRIMARY
DETAIL

LEGISLATIVE DISTRICT OR TOWN	TOTAL VOTES	ANA MARIA ARCHILA A04	DIANA REYNA A05	ANTONIO DELGADO A06	SCATTER	BLANK AND VOID
Leg. Dist. 24						
20	12	7	2	3	0	0
21	22	11	2	7	0	2
22	26	15	2	9	0	0
23	53	9	10	34	0	0
24	4	2	0	2	0	0
25	1	0	0	1	0	0
26	1	1	0	0	0	0
Leg. Dist. 24	1,416	473	196	665	1	81
Leg. Dist. 25						
1	97	32	8	52	0	5
2	33	6	8	16	0	3
3	89	20	19	46	1	3
4	16	4	2	9	0	1
5	32	2	5	21	0	4
6	41	12	5	21	1	2
7	48	8	13	24	1	2
8	55	14	8	31	0	2
9	26	6	6	13	0	1
10	78	22	17	32	0	7
11	22	1	3	12	1	5
12	46	17	5	21	0	3
13	32	7	8	17	0	0
14	26	6	7	10	0	3
15	34	5	8	19	0	2
16	25	1	1	21	1	1
17	28	3	4	20	0	1
18	54	12	14	21	0	7
19	44	13	2	26	0	3
20	30	9	3	14	0	4
21	24	8	3	10	0	3
22	60	13	13	32	0	2
23	2	0	0	2	0	0
24	13	4	2	7	0	0
25	98	20	16	48	0	14
26	16	7	1	8	0	0
27	26	12	6	8	0	0
28	11	9	0	2	0	0
29	7	3	2	2	0	0
30	35	13	4	17	0	1
31	31	13	2	14	0	2
33	8	4	2	2	0	0
Leg. Dist. 25	1,187	306	197	598	5	81

LIEUTENANT GOVERNOR
 DEMOCRATIC PRIMARY
 DETAIL

LEGISLATIVE DISTRICT OR TOWN	TOTAL VOTES	ANA MARIA ARCHILA A04	DIANA REYNA A05	ANTONIO DELGADO A06	SCATTER	BLANK AND VOID
Leg. Dist. 26						
1	77	19	22	31	0	5
2	25	3	7	12	0	3
3	23	6	5	10	0	2
4	25	7	5	13	0	0
5	27	5	7	13	1	1
6	36	6	9	18	0	3
7	18	5	4	9	0	0
8	35	9	7	19	0	0
9	41	7	6	27	0	1
10	28	4	10	12	0	2
11	29	10	6	11	0	2
12	35	11	11	11	0	2
13	36	9	7	15	0	5
14	32	9	2	16	0	5
15	32	8	7	17	0	0
16	29	10	3	14	0	2
17	48	9	8	26	0	5
Leg. Dist. 26	576	137	126	274	1	38
Leg. Dist. 27						
1	79	18	10	42	0	9
2	79	13	8	54	0	4
3	76	17	5	49	0	5
4	89	29	9	47	0	4
5	86	15	19	43	0	9
6	65	17	14	25	0	9
7	68	19	15	29	0	5
8	106	20	21	58	0	7
9	106	19	14	58	0	15
10	75	12	13	46	1	3
11	70	16	15	38	0	1
12	55	17	9	27	0	2
13	64	11	6	44	0	3
14	39	8	10	18	0	3
15	82	15	14	47	0	6
16	84	21	16	45	0	2
17	63	15	11	29	0	8
18	36	11	7	15	0	3
19	82	13	21	40	0	8
20	34	3	8	19	0	4
21	32	5	8	15	0	4
22	19	3	1	13	1	1
23	46	10	10	22	0	4

LIEUTENANT GOVERNOR
 DEMOCRATIC PRIMARY
 DETAIL

LEGISLATIVE DISTRICT OR TOWN	TOTAL VOTES	ANA MARIA ARCHILA A04	DIANA REYNA A05	ANTONIO DELGADO A06	SCATTER	BLANK AND VOID
Leg. Dist. 27						
25	17	4	6	5	0	2
26	16	6	4	6	0	0
Leg. Dist. 27	1,568	337	274	834	2	121
Leg. Dist. 28						
1	31	4	9	18	0	0
2	2	2	0	0	0	0
3	14	4	0	10	0	0
4	22	3	6	8	0	5
5	15	5	1	9	0	0
6	43	1	6	36	0	0
7	54	13	10	28	0	3
8	37	4	14	18	0	1
9	16	0	3	12	0	1
10	22	4	1	15	0	2
11	21	2	5	14	0	0
12	11	2	2	7	0	0
13	22	2	4	11	0	5
14	21	4	6	11	0	0
15	10	2	4	4	0	0
16	22	7	2	11	0	2
17	1	1	0	0	0	0
18	27	7	10	7	0	3
19	3	0	1	2	0	0
20	28	5	6	13	0	4
21	35	5	5	21	0	4
22	19	0	5	12	1	1
23	13	1	3	7	1	1
Leg. Dist. 28	489	78	103	274	2	32
Leg. Dist. 29						
1	3	1	0	2	0	0
2	10	1	3	6	0	0
3	3	1	0	1	0	1
4	54	18	14	19	0	3
5	31	7	6	16	0	2
6	9	4	1	4	0	0
7	27	7	1	17	0	2
8	12	1	2	9	0	0
9	42	8	10	23	0	1
10	28	3	4	21	0	0
11	33	4	6	22	0	1
12	24	4	8	9	0	3
13	14	2	3	9	0	0

LIEUTENANT GOVERNOR
 DEMOCRATIC PRIMARY
 DETAIL

LEGISLATIVE DISTRICT OR TOWN	TOTAL VOTES	ANA MARIA ARCHILA A04	DIANA REYNA A05	ANTONIO DELGADO A06	SCATTER	BLANK AND VOID
Leg. Dist. 29						
14	16	2	1	9	1	3
15	28	4	7	13	0	4
16	8	1	6	1	0	0
17	18	5	5	8	0	0
18	54	10	10	27	0	7
19	15	5	0	6	0	4
20	53	17	9	25	0	2
21	44	12	5	21	0	6
22	33	12	5	15	0	1
23	61	12	10	34	0	5
24	55	6	19	30	0	0
25	12	2	3	6	0	1
26	17	0	7	8	0	2
28	0	0	0	0	0	0
29	3	0	0	3	0	0
30	0	0	0	0	0	0
31	4	0	1	3	0	0
32	7	1	1	5	0	0
33	103	19	35	45	0	4
Leg. Dist. 29	821	169	182	417	1	52
CITY	10,381	2,662	1,772	5,240	22	685
Brighton						
1	76	16	16	42	0	2
2	32	8	5	17	0	2
3	52	20	9	22	0	1
4	94	40	11	35	0	8
5	113	34	21	42	0	16
6	85	19	17	43	0	6
7	53	14	11	27	0	1
8	50	13	8	26	0	3
9	81	20	17	36	1	7
10	100	15	13	61	0	11
11	82	32	10	37	1	2
12	95	16	12	58	0	9
13	70	13	18	31	0	8
14	63	28	11	22	1	1
15	60	18	10	31	0	1
16	23	4	5	13	0	1
17	51	4	13	27	0	7
18	70	20	9	38	0	3
19	55	8	5	40	0	2

LIEUTENANT GOVERNOR
DEMOCRATIC PRIMARY
DETAIL

LEGISLATIVE DISTRICT OR TOWN	TOTAL VOTES	ANA MARIA ARCHILA A04	DIANA REYNA A05	ANTONIO DELGADO A06	SCATTER	BLANK AND VOID
Brighton						
20	53	13	10	25	0	5
21	63	19	6	35	0	3
22	72	18	11	36	0	7
23	62	18	7	35	0	2
24	65	23	18	21	0	3
25	78	20	11	42	0	5
26	43	11	10	22	0	0
27	58	13	11	30	0	4
28	108	24	19	53	0	12
29	40	8	8	21	0	3
30	140	20	39	71	0	10
31	90	27	21	39	0	3
32	83	24	14	39	0	6
33	60	7	6	42	0	5
34	78	24	10	40	0	4
35	63	9	12	33	0	9
36	57	21	9	25	0	2
37	51	13	5	25	0	8
38	65	13	6	42	0	4
39	49	12	7	26	0	4
40	125	25	13	79	0	8
41	67	17	18	28	0	4
42	29	6	6	15	1	1
43	69	13	15	34	0	7
44	11	7	1	3	0	0
45	29	15	3	11	0	0
46	44	9	12	19	0	4
Brighton	3,057	771	529	1,539	4	214
Chili						
1	21	5	6	9	0	1
2	33	7	12	11	0	3
3	41	9	11	17	0	4
4	27	11	5	9	1	1
5	30	12	4	11	0	3
6	16	5	2	7	1	1
7	27	5	2	16	0	4
8	17	2	4	10	0	1
9	26	8	6	9	0	3
10	16	5	1	7	0	3
11	27	6	5	13	0	3
12	23	10	5	7	0	1
13	23	1	7	11	0	4

LIEUTENANT GOVERNOR
DEMOCRATIC PRIMARY
DETAIL

LEGISLATIVE DISTRICT OR TOWN	TOTAL VOTES	ANA MARIA ARCHILA A04	DIANA REYNA A05	ANTONIO DELGADO A06	SCATTER	BLANK AND VOID
Chili						
14	25	5	3	16	0	1
15	21	5	4	12	0	0
16	37	8	8	21	0	0
17	73	23	13	31	0	6
18	15	4	3	5	0	3
19	34	9	5	17	0	3
20	60	18	16	20	0	6
21	14	2	4	8	0	0
22	45	14	9	19	0	3
23	22	4	5	13	0	0
24	56	12	10	30	0	4
25	30	9	8	9	0	4
26	30	9	6	14	0	1
27	20	5	6	7	0	2
28	29	7	4	11	0	7
29	24	7	3	13	0	1
30	10	3	2	4	0	1
31	35	7	7	19	0	2
32	25	11	6	7	0	1
Chili	932	248	192	413	2	77
Clarkson						
1	43	11	6	24	0	2
2	4	0	2	2	0	0
3	36	5	6	21	0	4
4	24	3	5	11	0	5
5	37	10	9	15	0	3
6	20	6	6	7	1	0
Clarkson	164	35	34	80	1	14
East Rochester						
1	19	7	1	9	0	2
2	23	5	5	10	0	3
3	20	6	2	10	0	2
4	24	10	6	7	0	1
5	23	7	6	8	1	1
6	46	12	6	24	0	4
7	23	5	10	8	0	0
East Rochester	178	52	36	76	1	13
Gates						
1	22	9	4	8	0	1
2	11	0	5	6	0	0
3	29	8	3	15	0	3

LIEUTENANT GOVERNOR
DEMOCRATIC PRIMARY
DETAIL

LEGISLATIVE DISTRICT OR TOWN	TOTAL VOTES	ANA MARIA ARCHILA A04	DIANA REYNA A05	ANTONIO DELGADO A06	SCATTER	BLANK AND VOID
Gates						
4	22	4	4	11	0	3
5	37	10	5	17	0	5
6	32	14	5	12	0	1
7	34	7	8	14	0	5
8	19	7	3	8	0	1
9	40	4	8	24	1	3
10	24	5	3	14	0	2
11	21	6	6	9	0	0
12	21	5	3	12	0	1
13	21	9	3	9	0	0
14	18	4	5	8	0	1
15	42	16	8	13	0	5
16	22	7	2	12	0	1
17	25	5	5	12	0	3
18	21	8	3	9	0	1
19	14	5	4	2	0	3
20	33	13	5	13	0	2
21	20	10	3	5	0	2
22	27	3	7	11	0	6
23	30	3	11	12	0	4
24	61	19	15	20	0	7
25	15	3	3	8	0	1
26	23	2	7	11	0	3
27	27	5	6	14	0	2
28	22	6	4	12	0	0
29	34	9	7	15	0	3
30	14	6	1	4	0	3
31	25	3	7	14	0	1
32	34	5	14	12	1	2
33	18	4	4	9	1	0
34	20	4	3	12	0	1
35	8	1	1	6	0	0
Gates	886	229	185	393	3	76
Greece						
1	24	7	7	10	0	0
2	28	10	6	11	0	1
3	8	3	1	3	0	1
4	20	7	1	12	0	0
5	22	5	1	13	0	3
6	19	5	4	10	0	0
7	33	13	10	8	0	2
8	18	2	5	9	0	2

LIEUTENANT GOVERNOR
 DEMOCRATIC PRIMARY
 DETAIL

LEGISLATIVE DISTRICT OR TOWN	TOTAL VOTES	ANA MARIA ARCHILA A04	DIANA REYNA A05	ANTONIO DELGADO A06	SCATTER	BLANK AND VOID
Greece						
9	17	2	6	8	0	1
10	12	4	2	5	0	1
11	12	5	3	4	0	0
12	6	1	1	1	0	3
13	10	2	2	5	0	1
14	22	5	3	12	0	2
15	16	3	2	8	0	3
16	18	5	2	10	0	1
17	27	8	3	13	0	3
18	25	9	7	8	0	1
19	14	3	3	8	0	0
20	19	7	3	8	0	1
21	29	5	4	19	0	1
22	16	4	2	8	0	2
23	45	10	1	26	1	7
24	13	1	3	9	0	0
25	34	10	10	13	0	1
26	12	2	1	7	1	1
27	44	11	7	21	0	5
28	12	5	1	3	0	3
29	28	7	10	9	0	2
30	15	4	5	6	0	0
31	15	5	3	5	0	2
32	14	4	4	6	0	0
33	24	7	4	10	1	2
34	31	10	3	14	0	4
35	26	9	1	13	0	3
36	39	10	6	21	0	2
37	16	6	7	3	0	0
38	35	10	7	16	0	2
39	13	1	3	9	0	0
40	18	6	5	7	0	0
41	35	10	5	17	0	3
42	23	7	4	9	0	3
43	16	4	3	7	0	2
44	35	10	4	15	0	6
45	19	2	3	11	0	3
46	13	2	7	3	0	1
47	22	5	2	13	0	2
48	9	2	3	4	0	0
49	18	1	2	15	0	0
50	15	5	2	7	0	1

LIEUTENANT GOVERNOR
 DEMOCRATIC PRIMARY
 DETAIL

LEGISLATIVE DISTRICT OR TOWN	TOTAL VOTES	ANA MARIA ARCHILA A04	DIANA REYNA A05	ANTONIO DELGADO A06	SCATTER	BLANK AND VOID
Greece						
51	21	3	1	12	0	5
52	23	6	5	11	0	1
53	14	3	5	4	0	2
54	14	3	5	4	0	2
55	13	3	2	6	0	2
56	28	4	8	15	0	1
57	18	3	3	9	0	3
58	34	9	7	17	0	1
59	22	6	6	10	0	0
60	23	7	6	9	0	1
61	22	6	9	6	0	1
62	17	4	4	8	0	1
63	21	4	5	9	0	3
64	24	5	3	12	0	4
65	25	1	6	18	0	0
66	8	2	3	3	0	0
67	16	3	3	9	0	1
68	16	8	1	5	0	2
69	14	4	1	7	0	2
70	56	11	8	28	1	8
71	25	11	4	7	0	3
72	33	9	9	8	0	7
73	10	1	1	8	0	0
74	17	2	5	7	0	3
75	19	8	1	9	0	1
76	19	5	7	6	0	1
77	22	2	3	13	0	4
78	11	0	3	8	0	0
79	40	7	6	23	1	3
80	26	12	5	8	0	1
81	13	2	2	7	0	2
82	33	10	7	13	0	3
83	9	3	4	2	0	0
84	28	6	8	11	0	3
85	27	9	5	12	0	1
86	25	2	7	13	0	3
87	16	8	1	4	0	3
88	32	5	6	19	0	2
89	17	7	4	3	0	3
90	21	7	2	10	0	2
91	38	10	9	18	0	1
92	49	16	5	20	0	8

LIEUTENANT GOVERNOR
 DEMOCRATIC PRIMARY
 DETAIL

LEGISLATIVE DISTRICT OR TOWN	TOTAL VOTES	ANA MARIA ARCHILA A04	DIANA REYNA A05	ANTONIO DELGADO A06	SCATTER	BLANK AND VOID
Greece						
93	40	10	12	17	0	1
94	26	12	3	8	0	3
95	13	3	3	7	0	0
96	26	9	4	9	1	3
97	48	11	9	26	0	2
98	41	12	6	20	0	3
99	25	8	3	13	1	0
100	35	11	7	16	0	1
101	15	5	1	9	0	0
102	24	4	8	10	0	2
103	27	3	10	14	0	0
104	12	2	5	5	0	0
105	29	3	6	17	0	3
106	15	5	6	4	0	0
107	6	0	3	3	0	0
108	23	3	6	11	0	3
109	26	3	9	13	0	1
Greece	2,444	622	490	1,125	7	200
Hamlin						
1	11	6	3	2	0	0
2	16	3	6	4	0	3
3	14	4	3	6	0	1
4	16	4	3	9	0	0
5	13	3	5	3	0	2
6	13	1	1	10	0	1
7	33	7	8	14	0	4
8	10	2	3	1	0	4
9	7	1	2	4	0	0
10	23	6	10	7	0	0
Hamlin	156	37	44	60	0	15
Henrietta						
1	35	6	7	19	0	3
2	29	10	4	12	0	3
3	27	5	6	12	0	4
4	54	12	20	21	0	1
5	40	14	12	13	0	1
6	31	13	3	13	0	2
7	31	5	5	17	0	4
8	35	5	9	15	0	6
9	31	11	7	11	0	2
10	28	8	7	11	0	2
11	38	9	5	17	0	7

LIEUTENANT GOVERNOR
 DEMOCRATIC PRIMARY
 DETAIL

LEGISLATIVE DISTRICT OR TOWN	TOTAL VOTES	ANA MARIA ARCHILA A04	DIANA REYNA A05	ANTONIO DELGADO A06	SCATTER	BLANK AND VOID
Henrietta						
12	31	10	7	14	0	0
13	68	12	23	32	0	1
14	33	9	12	8	0	4
15	63	32	12	16	0	3
16	12	1	4	6	0	1
17	62	17	10	31	0	4
18	45	9	8	23	0	5
19	27	5	5	14	0	3
20	69	17	10	36	0	6
21	32	2	10	18	0	2
22	73	6	15	50	0	2
23	38	6	7	21	0	4
24	59	16	11	28	0	4
25	33	4	6	21	0	2
26	93	21	24	42	0	6
27	62	14	12	33	0	3
28	40	10	7	21	0	2
29	94	31	20	39	0	4
30	101	22	21	53	0	5
31	23	4	7	9	0	3
32	97	19	17	53	0	8
33	30	12	6	10	0	2
34	13	3	5	4	0	1
35	44	8	8	20	1	7
Henrietta	1,621	388	352	763	1	117
Irondequoit						
1	52	14	15	22	0	1
2	25	8	6	11	0	0
3	46	17	10	17	0	2
4	16	1	4	9	0	2
5	39	11	6	21	0	1
6	69	21	15	30	0	3
7	41	9	13	15	0	4
8	17	3	4	7	0	3
9	35	6	13	13	0	3
10	42	10	12	18	0	2
11	20	7	2	11	0	0
12	40	16	7	15	0	2
13	68	16	16	33	0	3
14	42	15	15	11	0	1
15	47	12	8	25	0	2
16	75	16	22	29	0	8

LIEUTENANT GOVERNOR
DEMOCRATIC PRIMARY
DETAIL

LEGISLATIVE DISTRICT OR TOWN	TOTAL VOTES	ANA MARIA ARCHILA A04	DIANA REYNA A05	ANTONIO DELGADO A06	SCATTER	BLANK AND VOID
Irondequoit						
17	31	12	6	10	0	3
18	32	10	7	12	0	3
19	68	18	22	27	0	1
20	32	9	4	17	0	2
21	45	14	9	19	0	3
22	45	14	11	16	0	4
23	45	21	9	14	0	1
24	38	11	6	20	0	1
25	24	5	9	8	0	2
26	30	11	3	13	0	3
27	19	5	5	9	0	0
28	32	12	3	14	0	3
29	31	10	6	11	0	4
30	35	13	7	11	0	4
31	35	10	7	16	0	2
32	46	20	4	20	0	2
33	33	9	14	8	0	2
34	56	15	5	33	0	3
35	31	11	9	10	0	1
36	16	10	2	4	0	0
37	26	6	5	12	0	3
38	30	9	5	15	0	1
39	1	1	0	0	0	0
40	38	8	14	12	0	4
41	62	16	15	29	0	2
42	33	5	9	16	0	3
43	32	13	6	12	0	1
44	68	17	21	25	0	5
45	17	6	4	7	0	0
46	28	13	5	8	0	2
47	12	1	1	10	0	0
48	30	6	7	12	0	5
49	57	13	15	25	0	4
50	20	6	3	9	0	2
51	66	18	14	32	0	2
52	34	7	7	18	0	2
53	26	6	7	11	0	2
54	10	3	1	5	0	1
55	51	12	9	27	0	3
56	28	4	8	15	0	1
57	54	16	11	26	0	1
58	40	11	7	17	0	5

LIEUTENANT GOVERNOR
DEMOCRATIC PRIMARY
DETAIL

LEGISLATIVE DISTRICT OR TOWN	TOTAL VOTES	ANA MARIA ARCHILA A04	DIANA REYNA A05	ANTONIO DELGADO A06	SCATTER	BLANK AND VOID
Irondequoit						
59	24	6	5	10	1	2
60	41	8	14	19	0	0
61	53	13	5	34	0	1
62	55	14	11	20	0	10
63	24	3	7	13	0	1
64	25	2	6	16	0	1
65	24	8	5	11	0	0
66	19	2	6	10	0	1
67	24	9	7	7	0	1
68	27	5	5	17	0	0
Irondequoit	2,477	689	561	1,079	1	147
Mendon						
1	38	14	5	18	0	1
2	51	13	15	18	0	5
3	57	10	11	29	1	6
4	47	12	9	19	0	7
5	47	7	10	28	0	2
6	36	10	9	15	0	2
7	34	7	7	19	0	1
8	14	3	3	7	0	1
9	35	7	6	21	0	1
Mendon	359	83	75	174	1	26
Ogden						
1	27	5	8	14	0	0
2	36	9	9	14	0	4
3	33	4	9	16	1	3
4	17	5	2	10	0	0
5	16	5	4	5	0	2
6	23	9	4	9	0	1
7	15	4	3	6	0	2
8	31	8	5	16	0	2
9	32	9	9	13	0	1
10	18	4	4	5	0	5
11	19	2	6	11	0	0
12	19	6	5	7	0	1
13	32	15	6	9	0	2
14	19	3	3	11	0	2
15	25	7	5	11	0	2
16	12	0	4	5	0	3
17	15	7	3	5	0	0
18	27	13	2	11	0	1
19	30	12	6	11	0	1

LIEUTENANT GOVERNOR
DEMOCRATIC PRIMARY
DETAIL

LEGISLATIVE DISTRICT OR TOWN	TOTAL VOTES	ANA MARIA ARCHILA A04	DIANA REYNA A05	ANTONIO DELGADO A06	SCATTER	BLANK AND VOID
Ogden						
20	20	2	7	10	0	1
Ogden	466	129	104	199	1	33
Parma						
1	33	6	9	17	0	1
2	32	10	8	12	0	2
3	19	8	3	6	0	2
4	22	7	7	8	0	0
5	13	4	3	6	0	0
6	6	3	2	1	0	0
7	15	6	5	3	0	1
8	44	11	8	21	0	4
9	27	9	3	12	0	3
10	20	6	4	6	0	4
11	25	2	7	13	0	3
12	25	7	6	10	0	2
13	28	5	4	13	0	6
14	16	2	7	5	0	2
15	18	5	5	7	0	1
Parma	343	91	81	140	0	31
Penfield						
1	13	4	3	6	0	0
2	29	11	5	10	0	3
3	42	10	6	19	0	7
4	43	9	9	20	0	5
5	60	14	15	26	0	5
6	25	6	5	14	0	0
7	44	9	7	26	0	2
8	12	4	1	6	0	1
9	73	13	10	43	0	7
10	28	5	4	14	0	5
11	17	2	4	10	0	1
12	44	8	9	26	0	1
13	37	11	6	17	0	3
14	34	8	11	11	0	4
15	56	15	10	29	0	2
16	26	14	2	7	0	3
17	46	16	7	19	0	4
18	35	6	8	19	0	2
19	50	21	9	16	0	4
20	57	18	14	23	0	2
21	53	21	11	20	0	1
22	60	18	15	22	0	5

LIEUTENANT GOVERNOR
 DEMOCRATIC PRIMARY
 DETAIL

LEGISLATIVE DISTRICT OR TOWN	TOTAL VOTES	ANA MARIA ARCHILA A04	DIANA REYNA A05	ANTONIO DELGADO A06	SCATTER	BLANK AND VOID
Penfield						
23	70	15	11	35	0	9
24	40	12	8	19	0	1
25	26	7	8	10	0	1
26	20	5	7	8	0	0
27	45	13	10	19	0	3
28	29	8	7	12	0	2
29	49	10	6	31	0	2
30	54	13	16	23	0	2
31	58	12	9	32	0	5
32	21	3	2	15	0	1
33	40	10	3	23	1	3
34	42	9	11	19	0	3
35	52	13	10	25	0	4
36	40	13	4	21	0	2
37	42	9	8	20	0	5
38	13	1	1	10	0	1
39	25	9	5	9	0	2
40	23	6	7	8	0	2
41	50	5	13	30	0	2
42	23	4	4	13	0	2
Penfield	1,646	420	321	785	1	119
Perinton						
1	65	10	10	38	0	7
2	55	11	11	29	1	3
3	34	7	10	16	0	1
4	34	7	13	12	0	2
5	17	4	6	6	0	1
6	38	10	5	20	0	3
7	56	12	9	30	0	5
8	42	9	7	22	0	4
9	55	13	6	30	0	6
10	58	10	10	33	0	5
11	26	7	5	13	0	1
12	46	9	10	27	0	0
13	35	6	9	12	0	8
14	36	7	6	19	0	4
15	28	6	8	12	0	2
16	33	9	5	18	0	1
17	50	16	6	27	0	1
18	43	5	12	21	1	4
19	26	10	8	8	0	0
20	46	12	10	23	0	1

LIEUTENANT GOVERNOR
 DEMOCRATIC PRIMARY
 DETAIL

LEGISLATIVE DISTRICT OR TOWN	TOTAL VOTES	ANA MARIA ARCHILA A04	DIANA REYNA A05	ANTONIO DELGADO A06	SCATTER	BLANK AND VOID
Perinton						
21	55	17	16	19	0	3
22	28	8	7	11	0	2
23	51	12	6	28	0	5
24	61	13	11	29	0	8
25	40	11	9	15	0	5
26	31	4	7	17	0	3
27	33	1	6	23	0	3
28	25	3	5	17	0	0
29	22	5	1	14	0	2
30	29	3	10	12	0	4
31	43	7	10	24	0	2
32	35	15	8	9	0	3
33	62	18	15	26	0	3
34	60	14	10	29	0	7
35	36	6	10	18	0	2
36	26	5	6	13	0	2
37	45	9	11	22	0	3
38	58	14	13	29	0	2
39	35	8	11	14	1	1
40	34	9	8	14	0	3
41	16	1	5	10	0	0
42	32	9	8	12	0	3
43	64	11	14	31	0	8
44	28	5	5	14	0	4
45	78	20	14	37	0	7
46	26	5	7	13	0	1
47	28	9	4	13	0	2
48	37	8	7	19	0	3
49	27	3	5	16	0	3
50	5	4	1	0	0	0
51	32	9	8	15	0	0
52	61	9	13	34	0	5
53	34	10	2	20	0	2
54	62	10	18	31	0	3
55	43	9	10	20	0	4
56	53	11	14	20	0	8
Perinton	2,258	495	481	1,104	3	175
Pittsford						
1	35	9	6	15	0	5
2	41	16	4	18	0	3
3	111	18	23	63	0	7
4	61	15	8	35	0	3

LIEUTENANT GOVERNOR
DEMOCRATIC PRIMARY
DETAIL

LEGISLATIVE DISTRICT OR TOWN	TOTAL VOTES	ANA MARIA ARCHILA A04	DIANA REYNA A05	ANTONIO DELGADO A06	SCATTER	BLANK AND VOID
Pittsford						
5	47	11	5	29	0	2
6	52	8	14	27	0	3
7	23	7	2	11	0	3
8	31	5	2	23	0	1
9	50	6	8	33	0	3
10	49	11	8	27	0	3
11	30	5	6	15	0	4
12	31	12	3	16	0	0
13	30	11	6	10	0	3
14	49	9	5	28	0	7
15	23	7	7	6	0	3
16	34	8	2	20	1	3
17	45	12	8	24	0	1
18	46	5	8	29	0	4
19	18	2	3	13	0	0
20	55	7	13	30	0	5
21	48	12	12	22	0	2
22	69	13	11	38	0	7
23	29	5	8	14	0	2
24	54	10	4	37	0	3
25	63	8	14	36	0	5
26	29	6	7	12	0	4
27	42	9	4	25	0	4
28	56	8	6	39	0	3
29	40	9	11	18	0	2
30	34	6	4	22	0	2
31	49	7	4	35	0	3
32	40	13	6	19	0	2
33	45	13	3	27	0	2
34	58	10	13	30	0	5
Pittsford	1,517	313	248	846	1	109
Riga						
1	33	14	3	13	0	3
2	33	10	7	14	0	2
3	20	4	1	13	0	2
4	31	5	6	18	0	2
5	17	4	5	6	0	2
6	10	3	4	2	0	1
Riga	144	40	26	66	0	12
Rush						
1	24	3	5	16	0	0
2	23	6	6	8	0	3

LIEUTENANT GOVERNOR
 DEMOCRATIC PRIMARY
 DETAIL

LEGISLATIVE DISTRICT OR TOWN	TOTAL VOTES	ANA MARIA ARCHILA A04	DIANA REYNA A05	ANTONIO DELGADO A06	SCATTER	BLANK AND VOID
Rush						
3	47	11	9	20	0	7
4	34	6	10	14	0	4
Rush	128	26	30	58	0	14
Sweden						
1	38	10	8	17	0	3
2	16	2	0	13	0	1
3	38	9	7	20	0	2
4	37	3	8	22	0	4
5	19	6	3	10	0	0
6	39	10	7	18	0	4
7	39	9	10	18	0	2
8	28	4	5	17	0	2
9	37	15	9	11	0	2
10	37	14	6	9	0	8
11	12	4	4	3	0	1
12	25	5	5	13	0	2
Sweden	365	91	72	171	0	31
Webster						
1	48	11	10	23	0	4
2	58	18	9	24	0	7
3	57	10	6	33	0	8
4	23	6	5	10	0	2
5	24	7	5	10	0	2
6	26	8	5	11	0	2
7	49	12	17	15	0	5
8	32	7	6	19	0	0
9	23	5	5	11	0	2
10	38	14	6	16	0	2
11	23	8	1	12	0	2
12	44	5	7	31	0	1
13	37	12	6	16	0	3
14	32	7	5	18	0	2
15	20	7	3	9	0	1
16	37	12	8	15	0	2
17	26	3	3	19	0	1
18	18	3	6	8	0	1
19	44	17	7	17	0	3
20	39	9	6	16	0	8
21	38	6	6	23	0	3
22	36	7	7	18	0	4
23	31	8	7	14	0	2
24	84	17	27	36	0	4

LIEUTENANT GOVERNOR
 DEMOCRATIC PRIMARY
 DETAIL

LEGISLATIVE DISTRICT OR TOWN	TOTAL VOTES	ANA MARIA ARCHILA A04	DIANA REYNA A05	ANTONIO DELGADO A06	SCATTER	BLANK AND VOID
Webster						
25	70	15	20	32	0	3
26	33	14	4	10	0	5
27	76	17	14	40	0	5
28	28	12	6	9	1	0
29	29	4	8	13	0	4
30	28	5	7	14	0	2
31	21	6	3	11	0	1
32	48	7	5	31	0	5
33	43	8	13	20	0	2
34	13	2	5	6	0	0
35	30	9	4	15	0	2
36	22	4	2	13	0	3
37	53	9	11	28	0	5
38	48	13	13	20	0	2
39	49	11	8	28	0	2
40	52	8	14	25	0	5
41	48	6	8	32	0	2
42	26	2	8	14	0	2
43	28	11	6	10	0	1
Webster	1,632	382	332	795	1	122
Wheatland						
1	35	12	8	11	0	4
2	29	6	4	17	0	2
3	41	12	6	19	0	4
4	26	8	10	6	0	2
5	21	6	3	10	0	2
Wheatland	152	44	31	63	0	14
TOWNS	20,925	5,185	4,224	9,929	28	1,559
GRAND TOTAL:	31,306	7,847	5,996	15,169	50	2,244

MEMBER OF STATE COMMITTEE - FEMALE
 136TH DISTRICT
 DEMOCRATIC PRIMARY
 SUMMARY

LEGISLATIVE DISTRICT OR TOWN	TOTAL VOTES	PATRINA D. FREEMAN	ROBIN R. WILT	SCATTER	BLANK AND VOID
		A07	A08		
Leg. Dist. 07	118	42	56	0	20
Leg. Dist. 16	0	0	0	0	0
Leg. Dist. 21	266	91	151	1	23
Leg. Dist. 23	735	281	378	0	76
Leg. Dist. 26	540	258	241	1	40
Leg. Dist. 28	193	73	104	0	16
Leg. Dist. 29	567	277	238	0	52
CITY	2,419	1,022	1,168	2	227
Brighton	3,057	1,301	1,608	1	147
Irondequoit	2,477	1,188	1,076	5	208
TOWNS	5,534	2,489	2,684	6	355
GRAND TOTAL:	7,953	3,511	3,852	8	582

MEMBER OF STATE COMMITTEE - FEMALE
136TH DISTRICT
DEMOCRATIC PRIMARY
DETAIL

LEGISLATIVE DISTRICT OR TOWN	TOTAL VOTES	PATRINA D. FREEMAN A07	ROBIN R. WILT A08	SCATTER	BLANK AND VOID
Leg. Dist. 07					
1	61	23	32	0	6
2	57	19	24	0	14
Leg. Dist. 07	118	42	56	0	20
Leg. Dist. 16					
1	0	0	0	0	0
Leg. Dist. 16	0	0	0	0	0
Leg. Dist. 21					
1	82	24	53	0	5
4	32	17	11	0	4
24	100	33	57	0	10
28	10	0	8	1	1
29	20	8	10	0	2
30	6	2	4	0	0
31	16	7	8	0	1
Leg. Dist. 21	266	91	151	1	23
Leg. Dist. 23					
16	39	18	20	0	1
17	92	28	58	0	6
18	126	39	72	0	15
19	64	33	26	0	5
24	61	22	33	0	6
25	130	59	56	0	15
26	158	63	75	0	20
27	65	19	38	0	8
Leg. Dist. 23	735	281	378	0	76
Leg. Dist. 26					
1	77	40	36	0	1
2	25	12	10	0	3
3	23	11	9	0	3
4	25	13	9	0	3
5	27	13	13	0	1
7	18	8	10	0	0
8	35	15	20	0	0
9	41	21	16	0	4
10	28	12	13	0	3
11	29	13	14	1	1
12	35	15	19	0	1
13	36	22	11	0	3
14	32	12	14	0	6
15	32	15	13	0	4
16	29	12	16	0	1
17	48	24	18	0	6
Leg. Dist. 26	540	258	241	1	40

MEMBER OF STATE COMMITTEE - FEMALE
136TH DISTRICT
DEMOCRATIC PRIMARY
DETAIL

LEGISLATIVE DISTRICT OR TOWN	TOTAL VOTES	PATRINA D. FREEMAN	ROBIN R. WILT	SCATTER	BLANK AND VOID
		A07	A08		
Leg. Dist. 28					
1	31	15	14	0	2
6	43	13	27	0	3
9	16	5	11	0	0
18	27	14	11	0	2
20	28	10	18	0	0
21	35	9	19	0	7
23	13	7	4	0	2
Leg. Dist. 28	<u>193</u>	<u>73</u>	<u>104</u>	<u>0</u>	<u>16</u>
Leg. Dist. 29					
3	3	2	0	0	1
4	54	33	18	0	3
5	31	10	18	0	3
6	9	4	4	0	1
7	27	12	13	0	2
8	12	7	5	0	0
9	42	24	15	0	3
11	33	13	18	0	2
14	16	7	6	0	3
17	18	8	8	0	2
18	54	29	16	0	9
19	15	5	7	0	3
21	44	17	22	0	5
22	33	20	11	0	2
23	61	34	21	0	6
25	12	1	11	0	0
28	0	0	0	0	0
33	103	51	45	0	7
Leg. Dist. 29	<u>567</u>	<u>277</u>	<u>238</u>	<u>0</u>	<u>52</u>
CITY	2,419	1,022	1,168	2	227
Brighton					
1	76	31	43	0	2
2	32	5	24	0	3
3	52	20	30	0	2
4	94	38	53	0	3
5	113	45	61	0	7
6	85	29	52	0	4
7	53	17	32	0	4
8	50	28	21	0	1
9	81	42	37	0	2
10	100	49	41	0	10
11	82	12	67	0	3
12	95	51	42	0	2
13	70	26	36	0	8

MEMBER OF STATE COMMITTEE - FEMALE
 136TH DISTRICT
 DEMOCRATIC PRIMARY
 DETAIL

LEGISLATIVE DISTRICT OR TOWN	TOTAL VOTES	PATRINA D. FREEMAN A07	ROBIN R. WILT A08	SCATTER	BLANK AND VOID
Brighton					
14	63	25	37	0	1
15	60	27	33	0	0
16	23	10	12	0	1
17	51	31	14	0	6
18	70	16	48	0	6
19	55	31	22	0	2
20	53	21	25	0	7
21	63	23	36	0	4
22	72	36	34	0	2
23	62	33	28	0	1
24	65	23	37	1	4
25	78	30	47	0	1
26	43	20	23	0	0
27	58	32	21	0	5
28	108	53	51	0	4
29	40	17	22	0	1
30	140	51	82	0	7
31	90	38	50	0	2
32	83	26	52	0	5
33	60	31	28	0	1
34	78	24	48	0	6
35	63	28	31	0	4
36	57	19	36	0	2
37	51	20	28	0	3
38	65	30	34	0	1
39	49	22	25	0	2
40	125	73	45	0	7
41	67	27	36	0	4
42	29	14	15	0	0
43	69	32	33	0	4
44	11	6	5	0	0
45	29	19	10	0	0
46	44	20	21	0	3
Brighton	3,057	1,301	1,608	1	147
Irondequoit					
1	52	27	23	0	2
2	25	9	11	0	5
3	46	22	20	0	4
4	16	6	8	0	2
5	39	23	15	0	1
6	69	31	32	0	6
7	41	18	17	0	6
8	17	8	8	0	1

MEMBER OF STATE COMMITTEE - FEMALE
136TH DISTRICT
DEMOCRATIC PRIMARY
DETAIL

LEGISLATIVE DISTRICT OR TOWN	TOTAL VOTES	PATRINA D. FREEMAN A07	ROBIN R. WILT A08	SCATTER	BLANK AND VOID
Irondequoit					
9	35	16	15	0	4
10	42	17	22	0	3
11	20	11	9	0	0
12	40	14	21	0	5
13	68	30	33	0	5
14	42	20	20	0	2
15	47	23	21	0	3
16	75	42	25	1	7
17	31	11	18	0	2
18	32	11	18	0	3
19	68	50	15	0	3
20	32	21	8	0	3
21	45	17	24	0	4
22	45	22	17	0	6
23	45	24	18	0	3
24	38	7	30	0	1
25	24	12	10	0	2
26	30	17	9	0	4
27	19	14	5	0	0
28	32	17	10	1	4
29	31	15	16	0	0
30	35	17	14	0	4
31	35	13	17	0	5
32	46	21	25	0	0
33	33	19	13	0	1
34	56	22	28	0	6
35	31	15	13	0	3
36	16	9	7	0	0
37	26	7	15	0	4
38	30	9	19	0	2
39	1	0	1	0	0
40	38	21	14	0	3
41	62	44	17	0	1
42	33	15	14	0	4
43	32	17	11	0	4
44	68	40	20	0	8
45	17	7	8	2	0
46	28	10	17	0	1
47	12	5	7	0	0
48	30	13	12	0	5
49	57	29	27	0	1
50	20	8	10	0	2
51	66	28	32	1	5

MEMBER OF STATE COMMITTEE - FEMALE
136TH DISTRICT
DEMOCRATIC PRIMARY
DETAIL

LEGISLATIVE DISTRICT OR TOWN	TOTAL VOTES	PATRINA D. FREEMAN A07	ROBIN R. WILT A08	SCATTER	BLANK AND VOID
Irondequoit					
52	34	19	13	0	2
53	26	15	6	0	5
54	10	3	6	0	1
55	51	22	25	0	4
56	28	12	13	0	3
57	54	26	26	0	2
58	40	16	19	0	5
59	24	9	11	0	4
60	41	25	14	0	2
61	53	26	23	0	4
62	55	21	24	0	10
63	24	7	16	0	1
64	25	14	7	0	4
65	24	11	10	0	3
66	19	10	6	0	3
67	24	16	6	0	2
68	27	12	12	0	3
Irondequoit	<u>2,477</u>	<u>1,188</u>	<u>1,076</u>	<u>5</u>	<u>208</u>
TOWNS	<u>5,534</u>	<u>2,489</u>	<u>2,684</u>	<u>6</u>	<u>355</u>
GRAND TOTAL:	<u><u>7,953</u></u>	<u><u>3,511</u></u>	<u><u>3,852</u></u>	<u><u>8</u></u>	<u><u>582</u></u>

CITY COURT JUDGE
DEMOCRATIC PRIMARY
(VOTE FOR 2)
SUMMARY

LEGISLATIVE DISTRICT OR TOWN	TOTAL VOTES	JACQUELYN L. GRIPPE	VAN WHITE	LATOYA S. LEE	CONSTANCE A. PATTERSON	SCATTER	BLANK AND VOID
		A09	A10	A11	A12		
Leg. Dist. 07	236	66	22	32	49	0	67
Leg. Dist. 16	0	0	0	0	0	0	0
Leg. Dist. 21	2,890	782	450	744	486	1	427
Leg. Dist. 22	1,284	214	297	312	196	0	265
Leg. Dist. 23	4,238	1,337	418	1,137	755	6	585
Leg. Dist. 24	2,832	1,005	315	711	414	0	387
Leg. Dist. 25	2,374	503	448	626	357	1	439
Leg. Dist. 26	1,152	258	212	249	201	0	232
Leg. Dist. 27	3,136	566	665	997	447	4	457
Leg. Dist. 28	978	150	206	242	164	0	216
Leg. Dist. 29	1,642	275	390	398	243	3	333
CITY	20,762	5,156	3,423	5,448	3,312	15	3,408
GRAND TOTAL:	20,762	5,156	3,423	5,448	3,312	15	3,408

CITY COURT JUDGE
DEMOCRATIC PRIMARY
(VOTE FOR 2)
DETAIL

LEGISLATIVE DISTRICT OR TOWN	TOTAL VOTES	JACQUELYN L. GRIPPE A09	VAN WHITE A10	LATOYA S. LEE A11	CONSTANCE A. PATTERSON A12	SCATTER	BLANK AND VOID
Leg. Dist. 07							
1	122	49	9	18	23	0	23
2	114	17	13	14	26	0	44
Leg. Dist. 07	236	66	22	32	49	0	67
Leg. Dist. 16							
1	0	0	0	0	0	0	0
Leg. Dist. 16	0	0	0	0	0	0	0
Leg. Dist. 21							
1	164	46	15	47	33	1	22
2	82	24	13	21	12	0	12
3	52	9	10	18	10	0	5
4	64	11	17	13	13	0	10
5	94	35	7	25	16	0	11
6	180	72	22	50	26	0	10
7	176	42	26	50	32	0	26
8	56	13	6	19	8	0	10
9	170	60	16	46	30	0	18
10	218	71	32	50	27	0	38
11	70	8	22	15	16	0	9
12	282	88	26	70	54	0	44
13	86	25	18	22	12	0	9
14	30	6	4	11	4	0	5
15	126	33	21	26	28	0	18
16	28	8	5	5	3	0	7
17	122	33	18	33	14	0	24
18	64	7	18	17	9	0	13
19	22	3	7	4	5	0	3
20	64	14	7	15	11	0	17
21	84	15	13	27	15	0	14
22	94	15	22	24	15	0	18
23	90	16	24	22	10	0	18
24	200	70	20	51	38	0	21
25	70	10	20	19	13	0	8
26	46	17	6	8	8	0	7
27	52	7	15	12	6	0	12
28	20	8	2	5	0	0	5
29	40	5	12	6	7	0	10
30	12	2	1	5	3	0	1
31	32	9	5	8	8	0	2
Leg. Dist. 21	2,890	782	450	744	486	1	427
Leg. Dist. 22							
1	74	12	22	16	13	0	11

CITY COURT JUDGE
DEMOCRATIC PRIMARY
(VOTE FOR 2)
DETAIL

LEGISLATIVE DISTRICT OR TOWN	TOTAL VOTES	JACQUELYN L. GRIPPE A09	VAN WHITE A10	LATOYA S. LEE A11	CONSTANCE A. PATTERSON A12	SCATTER	BLANK AND VOID
Leg. Dist. 22							
2	4	0	2	0	0	0	2
3	48	11	7	8	4	0	18
4	18	1	6	3	1	0	7
5	16	4	5	2	2	0	3
6	50	10	8	14	10	0	8
7	28	1	7	8	2	0	10
8	36	4	9	8	9	0	6
9	18	3	4	6	3	0	2
10	54	8	18	8	6	0	14
11	134	28	24	37	15	0	30
12	30	3	2	13	4	0	8
13	26	3	6	7	2	0	8
14	54	5	11	16	17	0	5
15	54	4	21	18	7	0	4
16	24	1	8	8	4	0	3
17	28	1	13	5	4	0	5
18	52	14	15	9	4	0	10
19	14	2	5	4	2	0	1
20	58	4	16	20	9	0	9
21	38	0	10	10	5	0	13
22	46	5	11	12	9	0	9
23	30	2	9	5	6	0	8
24	22	6	3	5	4	0	4
25	172	48	26	37	29	0	32
26	78	23	10	16	8	0	21
27	62	10	17	12	13	0	10
28	0	0	0	0	0	0	0
29	0	0	0	0	0	0	0
30	16	1	2	5	4	0	4
Leg. Dist. 22	1,284	214	297	312	196	0	265
Leg. Dist. 23							
1	62	22	5	22	8	0	5
2	104	25	17	32	13	1	16
3	92	31	10	21	14	1	15
4	220	77	22	50	37	0	34
5	70	24	7	15	7	0	17
6	72	26	4	24	7	0	11
7	188	67	17	61	18	0	25
8	158	53	18	50	16	0	21
9	106	36	8	39	13	0	10
10	130	45	8	41	28	1	7
11	184	60	14	74	26	0	10

CITY COURT JUDGE
DEMOCRATIC PRIMARY
(VOTE FOR 2)
DETAIL

LEGISLATIVE DISTRICT OR TOWN	TOTAL VOTES	JACQUELYN L. GRIPPE A09	VAN WHITE A10	LATOYA S. LEE A11	CONSTANCE A. PATTERSON A12	SCATTER	BLANK AND VOID
Leg. Dist. 23							
12	242	77	34	46	40	0	45
13	132	38	17	31	21	0	25
14	100	30	13	28	14	0	15
15	94	28	10	27	16	0	13
16	78	29	5	23	13	0	8
17	184	46	21	53	25	0	39
18	252	75	16	68	60	0	33
19	128	31	17	36	27	0	17
20	246	95	21	75	30	0	25
21	184	59	16	38	41	0	30
22	134	52	13	35	21	0	13
23	44	12	6	12	8	1	5
24	122	30	20	20	27	0	25
25	260	83	15	77	64	0	21
26	316	85	29	55	106	0	41
27	130	41	20	25	26	0	18
28	144	40	9	46	20	0	29
29	14	2	2	0	5	2	3
31	44	16	4	12	3	0	9
32	2	1	0	1	0	0	0
33	2	1	0	0	1	0	0
Leg. Dist. 23	4,238	1,337	418	1,137	755	6	585
Leg. Dist. 24							
1	310	125	31	67	57	0	30
2	114	50	10	26	12	0	16
3	164	59	28	35	22	0	20
4	228	80	23	61	33	0	31
5	200	78	26	42	22	0	32
6	92	34	10	23	10	0	15
7	52	18	3	13	9	0	9
8	108	41	12	26	13	0	16
9	66	24	9	13	8	0	12
10	284	115	22	77	44	0	26
11	52	8	9	13	12	0	10
12	14	1	5	3	1	0	4
13	198	70	21	58	25	0	24
14	160	56	17	46	15	0	26
15	180	44	36	40	29	0	31
16	148	53	9	41	23	0	22
17	40	7	8	8	10	0	7
18	166	48	12	43	31	0	32
19	18	7	3	4	3	0	1

CITY COURT JUDGE
DEMOCRATIC PRIMARY
(VOTE FOR 2)
DETAIL

LEGISLATIVE DISTRICT OR TOWN	TOTAL VOTES	JACQUELYN L. GRIPPE	VAN WHITE	LATOYA S. LEE	CONSTANCE A. PATTERSON	SCATTER	BLANK AND VOID
		A09	A10	A11	A12		
Leg. Dist. 24							
20	24	8	3	10	0	0	3
21	44	16	2	9	8	0	9
22	52	21	4	15	7	0	5
23	106	38	11	34	19	0	4
24	8	3	1	2	0	0	2
25	2	0	0	1	1	0	0
26	2	1	0	1	0	0	0
Leg. Dist. 24	2,832	1,005	315	711	414	0	387
Leg. Dist. 25							
1	194	64	22	42	34	0	32
2	66	9	21	21	5	0	10
3	178	16	47	47	39	1	28
4	32	4	6	11	3	0	8
5	64	7	21	18	6	0	12
6	82	25	10	25	9	0	13
7	96	6	26	27	19	0	18
8	110	5	36	39	18	0	12
9	52	3	15	16	4	0	14
10	156	51	16	33	25	0	31
11	44	5	14	10	9	0	6
12	92	31	9	29	12	0	11
13	64	7	15	17	13	0	12
14	52	18	6	13	8	0	7
15	68	6	21	22	5	0	14
16	50	4	16	11	12	0	7
17	56	5	18	14	7	0	12
18	108	14	27	17	20	0	30
19	88	28	4	27	11	0	18
20	60	14	6	21	7	0	12
21	48	7	8	9	9	0	15
22	120	46	14	25	19	0	16
23	4	2	0	2	0	0	0
24	26	2	4	6	8	0	6
25	196	39	31	46	31	0	49
26	32	12	5	11	1	0	3
27	52	11	8	10	9	0	14
28	22	8	3	6	2	0	3
29	14	4	2	2	1	0	5
30	70	24	9	25	3	0	9
31	62	20	8	20	4	0	10
33	16	6	0	4	4	0	2
Leg. Dist. 25	2,374	503	448	626	357	1	439

CITY COURT JUDGE
DEMOCRATIC PRIMARY
(VOTE FOR 2)
DETAIL

LEGISLATIVE DISTRICT OR TOWN	TOTAL VOTES	JACQUELYN L. GRIPPE A09	VAN WHITE A10	LATOYA S. LEE A11	CONSTANCE A. PATTERSON A12	SCATTER	BLANK AND VOID
Leg. Dist. 26							
1	154	36	24	35	27	0	32
2	50	8	5	14	7	0	16
3	46	11	6	10	4	0	15
4	50	16	9	6	11	0	8
5	54	10	8	14	12	0	10
6	72	8	18	15	11	0	20
7	36	9	11	8	4	0	4
8	70	10	18	23	12	0	7
9	82	18	22	18	12	0	12
10	56	13	12	10	10	0	11
11	58	11	13	15	7	0	12
12	70	18	14	14	11	0	13
13	72	23	10	13	16	0	10
14	64	13	9	13	16	0	13
15	64	22	7	13	11	0	11
16	58	20	7	8	13	0	10
17	96	12	19	20	17	0	28
Leg. Dist. 26	1,152	258	212	249	201	0	232
Leg. Dist. 27							
1	158	21	35	52	32	0	18
2	158	31	29	58	16	0	24
3	152	29	34	49	19	0	21
4	178	47	35	60	21	0	15
5	172	23	35	57	27	0	30
6	130	24	26	35	24	0	21
7	136	27	23	39	22	0	25
8	212	34	56	58	36	0	28
9	212	59	28	67	28	0	30
10	150	32	20	51	28	0	19
11	140	23	26	46	30	0	15
12	110	18	29	42	11	0	10
13	128	22	22	50	21	0	13
14	78	12	26	17	10	0	13
15	164	19	41	61	15	1	27
16	168	29	39	51	25	0	24
17	126	20	30	38	11	0	27
18	72	10	18	20	12	0	12
19	164	18	39	53	19	1	34
20	68	14	15	17	11	0	11
21	64	16	13	25	5	0	5
22	38	6	9	11	4	2	6
23	92	15	22	27	10	0	18

CITY COURT JUDGE
DEMOCRATIC PRIMARY
(VOTE FOR 2)
DETAIL

LEGISLATIVE DISTRICT OR TOWN	TOTAL VOTES	JACQUELYN L. GRIPPE A09	VAN WHITE A10	LATOYA S. LEE A11	CONSTANCE A. PATTERSON A12	SCATTER	BLANK AND VOID
Leg. Dist. 27							
25	34	8	9	6	6	0	5
26	32	9	6	7	4	0	6
Leg. Dist. 27	3,136	566	665	997	447	4	457
Leg. Dist. 28							
1	62	9	12	17	12	0	12
2	4	2	0	1	1	0	0
3	28	3	3	4	6	0	12
4	44	10	10	7	4	0	13
5	30	3	5	10	6	0	6
6	86	19	16	25	16	0	10
7	108	24	24	33	18	0	9
8	74	5	16	15	10	0	28
9	32	9	3	6	9	0	5
10	44	5	12	11	5	0	11
11	42	4	8	8	8	0	14
12	22	4	4	4	4	0	6
13	44	4	11	8	9	0	12
14	42	3	8	10	7	0	14
15	20	4	5	4	4	0	3
16	44	4	6	12	10	0	12
17	2	1	0	1	0	0	0
18	54	8	9	17	11	0	9
19	6	1	2	1	0	0	2
20	56	7	13	18	8	0	10
21	70	15	16	17	10	0	12
22	38	2	11	8	6	0	11
23	26	4	12	5	0	0	5
Leg. Dist. 28	978	150	206	242	164	0	216
Leg. Dist. 29							
1	6	0	1	2	0	0	3
2	20	3	7	4	5	0	1
3	6	2	1	1	0	0	2
4	108	21	20	24	16	0	27
5	62	7	20	17	3	0	15
6	18	4	4	3	2	0	5
7	54	14	7	12	11	0	10
8	24	3	6	4	4	0	7
9	84	10	23	21	11	0	19
10	56	6	15	19	7	0	9
11	66	15	13	15	14	0	9
12	48	6	10	13	6	0	13
13	28	3	12	8	1	0	4

CITY COURT JUDGE
DEMOCRATIC PRIMARY
(VOTE FOR 2)
DETAIL

LEGISLATIVE DISTRICT OR TOWN	TOTAL VOTES	JACQUELYN L. GRIPPE A09	VAN WHITE A10	LATOYA S. LEE A11	CONSTANCE A. PATTERSON A12	SCATTER	BLANK AND VOID
Leg. Dist. 29							
14	32	1	12	5	6	1	7
15	56	2	15	12	10	1	16
16	16	1	5	2	5	0	3
17	36	9	8	8	7	0	4
18	108	28	19	22	14	0	25
19	30	6	6	6	4	0	8
20	106	16	23	30	15	1	21
21	88	22	15	20	10	0	21
22	66	8	18	18	10	0	12
23	122	30	22	29	16	0	25
24	110	11	33	32	15	0	19
25	24	3	5	8	5	0	3
26	34	3	10	8	2	0	11
28	0	0	0	0	0	0	0
29	6	0	0	1	2	0	3
30	0	0	0	0	0	0	0
31	8	0	4	3	0	0	1
32	14	1	4	5	0	0	4
33	206	40	52	46	42	0	26
Leg. Dist. 29	<u>1,642</u>	<u>275</u>	<u>390</u>	<u>398</u>	<u>243</u>	<u>3</u>	<u>333</u>
GRAND TOTAL:	<u>20,762</u>	<u>5,156</u>	<u>3,423</u>	<u>5,448</u>	<u>3,312</u>	<u>15</u>	<u>3,408</u>

MEMBER OF COUNTY COMMITTEE
 22ND LEGISLATIVE DISTRICT
 ELECTION DISTRICT 22
 (VOTE FOR 4)
 DEMOCRATIC PRIMARY
 DETAIL

LEGISLATIVE DISTRICT OR TOWN	TOTAL VOTES	ISMADELIN SANTANA- ROSARIO A13	DANIEL RIVERA A14	BABETH A. GAYLE A15	ROSEMARY LANE A16	MAISHA BEARD- JOHNSON A17	NAIMAH JOHNSON A18	NORMA RIVERA A19	NEMENSIO CARRION A20	SCATTER	BLANK AND VOID
Leg. Dist. 22	92	2	7	4	7	7	9	9	3	0	44
GRAND TOTAL:	<u>92</u>	<u>2</u>	<u>7</u>	<u>4</u>	<u>7</u>	<u>7</u>	<u>9</u>	<u>9</u>	<u>3</u>	<u>0</u>	<u>44</u>

MEMBER OF COUNTY COMMITTEE
 23RD LEGISLATIVE DISTRICT
 ELECTION DISTRICT 7
 (VOTE FOR 4)
 DEMOCRATIC PRIMARY
 DETAIL

LEGISLATIVE DISTRICT OR TOWN	TOTAL VOTES	SAMRA G. BROUK A13	RICHARD T. OGNIBENE, JR. A14	DIANNE K. STENGEL A15	DONALD M. SCALIA A16	STEPHEN G. DEVAY A17	SCATTER	BLANK AND VOID
Leg. Dist. 23								
7	376	75	51	40	38	48	0	124
GRAND TOTAL:	376	75	51	40	38	48	0	124

MEMBER OF COUNTY COMMITTEE
 27TH LEGISLATIVE DISTRICT
 ELECTION DISTRICT 1
 (VOTE FOR 4)
 DEMOCRATIC PRIMARY
 DETAIL

LEGISLATIVE DISTRICT OR TOWN	TOTAL VOTES	LASONIA Y. SIMMONS A13	ANNIE M. BROWN A14	ANTHONY M. BROWN A15	KEITH A. ADAMS A16	LESLIE D. GREEN A17	SCATTER	BLANK AND VOID
Leg. Dist. 27 1	316	49	38	39	39	49	0	102
GRAND TOTAL:	316	49	38	39	39	49	0	102

MEMBER OF COUNTY COMMITTEE
 27TH LEGISLATIVE DISTRICT
 ELECTION DISTRICT 4
 (VOTE FOR 4)
 DEMOCRATIC PRIMARY
 DETAIL

LEGISLATIVE DISTRICT OR TOWN	TOTAL VOTES	TYRESE J. BRYANT A13	TASSIE R. DEMPS A14	SCOTT W. BECK A15	LAWRENCE S. BRUMFIELD A16	DESMOND O. MCFARLAND A17	GREGORY JOHNSON A18	GLORIA J. MCFARLAND A19	SCATTER	BLANK AND VOID
Leg. Dist. 27 4	356	46	34	25	38	45	30	46	0	92
GRAND TOTAL:	356	46	34	25	38	45	30	46	0	92

MEMBER OF COUNTY COMMITTEE
 27TH LEGISLATIVE DISTRICT
 ELECTION DISTRICT 5
 (VOTE FOR 4)
 DEMOCRATIC PRIMARY
 DETAIL

LEGISLATIVE DISTRICT OR TOWN	TOTAL VOTES	GLORIA D. MARKS A13	VICTOR L. BONDS A14	CRATRINA Y. MEEKS A15	WINDAL HANNAH A16	JAMON R. MEEKS A17	LASHAY HARRIS A18	RODNEY BROWN A19	DEMOND L. MEEKS A20	SCATTER	BLANK AND VOID
Leg. Dist. 27 5	344	31	11	35	14	22	60	22	58	0	91
GRAND TOTAL:	344	31	11	35	14	22	60	22	58	0	91

MEMBER OF COUNTY COMMITTEE
 27TH LEGISLATIVE DISTRICT
 ELECTION DISTRICT 6
 (VOTE FOR 4)
 DEMOCRATIC PRIMARY
 DETAIL

LEGISLATIVE DISTRICT OR TOWN	TOTAL VOTES	EDWARD H. SIMS A13	RAYMOND L. PRESCOTT A14	KHADIJAH WILSON A15	TIA N. HOLLINSWORTH A16	KHIASIA T. WILSON A17	ERIC A. ROSE A18	GERALDINE DEES A19	SCATTER	BLANK AND VOID
Leg. Dist. 27 6	260	19	27	27	24	22	23	25	0	93
GRAND TOTAL:	260	19	27	27	24	22	23	25	0	93

MEMBER OF COUNTY COMMITTEE
 27TH LEGISLATIVE DISTRICT
 ELECTION DISTRICT 7
 (VOTE FOR 4)
 DEMOCRATIC PRIMARY
 DETAIL

LEGISLATIVE DISTRICT OR TOWN	TOTAL VOTES	ANDY G. ROSE A13	MADELINE J. CARPENTER- BURKE A14	TERENCE L. MCFARLAND A15	SEVEN A. LESURE A16	ANESHIA N. MCFARLAND A17	STEPHANIE K. MYRICKS A18	SCATTER	BLANK AND VOID
Leg. Dist. 27									
7	272	21	39	29	18	39	39	0	87
GRAND TOTAL:	272	21	39	29	18	39	39	0	87

MEMBER OF COUNTY COMMITTEE
 27TH LEGISLATIVE DISTRICT
 ELECTION DISTRICT 8
 (VOTE FOR 4)
 DEMOCRATIC PRIMARY
 DETAIL

LEGISLATIVE DISTRICT OR TOWN	TOTAL VOTES	SHIRLEY R. HARRIS A13	SHEILA L. ROBINSON- NEAL A14	ANTHONY D. SIMMONS A15	JADA N. MEEKS- WORTH A16	WALIDA I. MONROE A17	SCATTER	BLANK AND VOID
Leg. Dist. 27								
8	424	79	65	59	67	53	0	101
GRAND TOTAL:	424	79	65	59	67	53	0	101

MEMBER OF COUNTY COMMITTEE
 27TH LEGISLATIVE DISTRICT
 ELECTION DISTRICT 9
 (VOTE FOR 4)
 DEMOCRATIC PRIMARY
 DETAIL

LEGISLATIVE DISTRICT OR TOWN	TOTAL VOTES	CORY J. WARD A13	JAMELIA L. EDWARDS A14	ERIC B. VAN DUSEN A15	RUTH E. BROOKS- WARD A16	TARRI L.T. MEEKS A17	WILLIAM D. WORTH, JR. A18	ROOSEVELT WARD, JR. A19	EMILY C. WARD A20	SCATTER	BLANK AND VOID
Leg. Dist. 27 9	424	28	47	35	45	50	14	23	36	0	146
GRAND TOTAL:	424	28	47	35	45	50	14	23	36	0	146

MEMBER OF COUNTY COMMITTEE
 27TH LEGISLATIVE DISTRICT
 ELECTION DISTRICT 12
 (VOTE FOR 4)
 DEMOCRATIC PRIMARY
 DETAIL

LEGISLATIVE DISTRICT OR TOWN	TOTAL VOTES	JOSHUA L. JOHNSON A13	SEAN C.A. MCGREGOR A14	GERALDINE L. DIXON A15	ROOSEVELT DIXON A16	SHONTIA J. MYRICKS A17	SCATTER	BLANK AND VOID
Leg. Dist. 27 12	220	37	17	39	27	36	0	64
GRAND TOTAL:	220	37	17	39	27	36	0	64

MEMBER OF COUNTY COMMITTEE
 27TH LEGISLATIVE DISTRICT
 ELECTION DISTRICT 15
 (VOTE FOR 4)
 DEMOCRATIC PRIMARY
 DETAIL

LEGISLATIVE DISTRICT OR TOWN	TOTAL VOTES	ELOISE WILCOX A13	FELICIA F. DEES A14	LATONYA R. WILCOX A15	HAZEL L. WASHINGTON A16	CAROL R. HANNAH A17	ZOLA B. BROWN A18	JEROME A. TURNER A19	SCATTER	BLANK AND VOID
Leg. Dist. 27 15	328	40	19	50	28	15	51	31	0	94
GRAND TOTAL:	328	40	19	50	28	15	51	31	0	94

MEMBER OF COUNTY COMMITTEE
 27TH LEGISLATIVE DISTRICT
 ELECTION DISTRICT 17
 (VOTE FOR 4)
 DEMOCRATIC PRIMARY
 DETAIL

LEGISLATIVE DISTRICT OR TOWN	TOTAL VOTES	BRITTANEY M. WELLS A13	BRIELLE M. WILLIAMS- HARRIS A14	TASHMERE M. LAMAR A15	WILLIS G. MAJOR A16	JANET V. LYNCH A17	SCATTER	BLANK AND VOID
Leg. Dist. 27 17	252	42	39	39	29	33	0	70
GRAND TOTAL:	252	42	39	39	29	33	0	70

MEMBER OF COUNTY COMMITTEE
 27TH LEGISLATIVE DISTRICT
 ELECTION DISTRICT 18
 (VOTE FOR 4)
 DEMOCRATIC PRIMARY
 DETAIL

LEGISLATIVE DISTRICT OR TOWN	TOTAL VOTES	SHARONDA L. TURMAN A13	JACQUELINE HEARD A14	KIMBERLY R. SMITH A15	JULIUS D. DAVIS A16	ALICIA DANIELS A17	LONISE C. KITTLES A18	SCATTER	BLANK AND VOID
Leg. Dist. 27 18	144	21	23	14	20	20	12	1	33
GRAND TOTAL:	144	21	23	14	20	20	12	1	33

MEMBER OF COUNTY COMMITTEE
 27TH LEGISLATIVE DISTRICT
 ELECTION DISTRICT 21
 (VOTE FOR 4)
 DEMOCRATIC PRIMARY
 DETAIL

LEGISLATIVE DISTRICT OR TOWN	TOTAL VOTES	LONER CARTER A13	JUSTINE M. HAYES A14	MIRIAM M. VALDOR- COPA A15	CHRISTOPHER J. RICHARDSON A16	ROBERT J. CAGE A17	JULIET D. SULLIVAN A18	LATASHA D. GREGGS A19	SCATTER	BLANK AND VOID
Leg. Dist. 27 21	128	7	16	13	10	3	14	24	0	41
GRAND TOTAL:	128	7	16	13	10	3	14	24	0	41

MEMBER OF COUNTY COMMITTEE
TOWN OF BRIGHTON
ELECTION DISTRICT 4
(VOTE FOR 4)
DEMOCRATIC PRIMARY
DETAIL

LEGISLATIVE DISTRICT OR TOWN	TOTAL VOTES	EMILY S. ODHIAMBO A13	DEBORAH PIERCE A14	CYNTHIA A. BUTTERWORTH A15	LOUISE NOVROS A16	MICHAEL E. POLLOCK A17	TIMOTHY S. BROSHEARS A18	SCATTER	BLANK AND VOID
Brighton									
4	376	50	62	62	70	30	15	0	87
GRAND TOTAL:	376	50	62	62	70	30	15	0	87

MEMBER OF COUNTY COMMITTEE
TOWN OF BRIGHTON
ELECTION DISTRICT 5
(VOTE FOR 4)
DEMOCRATIC PRIMARY
DETAIL

LEGISLATIVE DISTRICT OR TOWN	TOTAL VOTES	DAVID FRIEDMAN A13	DANIELLE L. FRAENKEL A14	MARTHA M. OSOWSKI A15	RACHAEL B. HITTINGER A16	RAJESH BARNABAS A17	JOHN J. OSOWSKI A18	SCATTER	BLANK AND VOID
Brighton									
5	452	55	61	61	59	70	41	1	104
GRAND TOTAL:	452	55	61	61	59	70	41	1	104

MEMBER OF COUNTY COMMITTEE
TOWN OF BRIGHTON
ELECTION DISTRICT 13
(VOTE FOR 4)
DEMOCRATIC PRIMARY
DETAIL

LEGISLATIVE DISTRICT OR TOWN	TOTAL VOTES	MARK W. BENNETT A13	AUDREY C. SOWELL A14	GIRVAN SINGH A15	DANIEL H. PROCTOR A16	JEANNE H. PROCTOR A17	ARON J. REINA A18	SCATTER	BLANK AND VOID
Brighton									
13	280	36	35	36	22	26	44	0	81
GRAND TOTAL:	280	36	35	36	22	26	44	0	81

MEMBER OF COUNTY COMMITTEE
TOWN OF BRIGHTON
ELECTION DISTRICT 28
(VOTE FOR 4)
DEMOCRATIC PRIMARY
DETAIL

LEGISLATIVE DISTRICT OR TOWN	TOTAL VOTES	CHRISTOPHER D. THOMAS A13	JAMES M. BERGER A14	ELAINE LESHNOWER A15	LINDA J. EDWARDS A16	DAWN M. BOTTING A17	RICHARD A. DOLLINGER A18	SCATTER	BLANK AND VOID
Brighton									
28	432	67	40	47	45	46	63	0	124
GRAND TOTAL:	432	67	40	47	45	46	63	0	124

GOVERNOR
REPUBLICAN PRIMARY
SUMMARY

LEGISLATIVE DISTRICT OR TOWN	TOTAL VOTES	ROB ASTORINO	ANDREW GIULIANI	HARRY WILSON	LEE ZELDIN	SCATTER	BLANK AND VOID
		B01	B02	B03	B04		
Leg. Dist. 07	56	8	13	12	23	0	0
Leg. Dist. 16	0	0	0	0	0	0	0
Leg. Dist. 21	160	26	39	39	53	2	1
Leg. Dist. 22	43	7	12	11	13	0	0
Leg. Dist. 23	245	46	54	40	104	0	1
Leg. Dist. 24	117	12	26	31	42	5	1
Leg. Dist. 25	73	12	21	20	17	2	1
Leg. Dist. 26	241	47	75	36	83	0	0
Leg. Dist. 27	108	20	35	23	29	0	1
Leg. Dist. 28	99	19	25	13	42	0	0
Leg. Dist. 29	166	36	42	32	55	1	0
CITY	1,308	233	342	257	461	10	5
Brighton	738	138	119	136	329	11	5
Chili	1,271	201	295	205	560	6	4
Clarkson	362	54	111	48	148	1	0
East Rochester	139	29	29	19	59	2	1
Gates	1,013	158	306	144	399	5	1
Greece	3,327	533	834	477	1,473	8	2
Hamlin	535	89	136	94	214	2	0
Henrietta	1,237	211	309	219	490	6	2
Irondequoit	1,390	253	318	262	549	7	1
Mendon	440	78	77	80	200	5	0
Ogden	1,033	172	235	127	496	1	2
Parma	818	116	225	105	370	2	0
Penfield	1,494	267	337	260	614	12	4
Perinton	1,902	346	350	352	833	16	5
Pittsford	935	156	171	160	435	11	2
Riga	410	68	90	58	194	0	0
Rush	253	39	47	52	115	0	0
Sweden	432	78	88	64	198	3	1
Webster	1,853	369	417	309	749	9	0
Wheatland	250	43	54	34	119	0	0
TOWNS	19,832	3,398	4,548	3,205	8,544	107	30
GRAND TOTAL:	21,140	3,631	4,890	3,462	9,005	117	35

GOVERNOR
REPUBLICAN PRIMARY
DETAIL

LEGISLATIVE DISTRICT OR TOWN	TOTAL VOTES	ROB ASTORINO	ANDREW GIULIANI	HARRY WILSON	LEE ZELDIN	SCATTER	BLANK AND VOID
		B01	B02	B03	B04		
Leg. Dist. 07							
1	36	7	7	8	14	0	0
2	20	1	6	4	9	0	0
Leg. Dist. 07	56	8	13	12	23	0	0
Leg. Dist. 16							
1	0	0	0	0	0	0	0
Leg. Dist. 16	0	0	0	0	0	0	0
Leg. Dist. 21							
1	8	0	3	2	3	0	0
2	6	0	1	2	3	0	0
3	10	0	6	0	4	0	0
4	9	4	1	1	3	0	0
5	4	1	3	0	0	0	0
6	8	1	1	1	4	0	1
7	13	2	3	5	3	0	0
8	2	0	1	0	0	1	0
9	6	1	1	2	2	0	0
10	8	3	0	2	3	0	0
11	5	0	1	2	2	0	0
12	14	1	1	7	5	0	0
13	2	0	2	0	0	0	0
14	4	2	0	2	0	0	0
15	6	0	3	0	3	0	0
16	1	1	0	0	0	0	0
17	4	2	2	0	0	0	0
18	3	0	0	2	1	0	0
19	3	1	1	1	0	0	0
20	2	0	2	0	0	0	0
21	9	2	3	2	1	1	0
22	3	0	0	0	3	0	0
23	2	0	0	1	1	0	0
24	7	1	0	3	3	0	0
25	4	0	1	0	3	0	0
26	2	0	0	1	1	0	0
27	2	0	0	2	0	0	0
28	2	0	0	1	1	0	0
29	3	1	0	0	2	0	0
30	0	0	0	0	0	0	0
31	8	3	3	0	2	0	0
Leg. Dist. 21	160	26	39	39	53	2	1
Leg. Dist. 22							
1	2	0	1	1	0	0	0

GOVERNOR
REPUBLICAN PRIMARY
DETAIL

LEGISLATIVE DISTRICT OR TOWN	TOTAL VOTES	ROB ASTORINO	ANDREW GIULIANI	HARRY WILSON	LEE ZELDIN	SCATTER	BLANK AND VOID
		B01	B02	B03	B04		
Leg. Dist. 22							
2	0	0	0	0	0	0	0
3	3	0	0	2	1	0	0
4	0	0	0	0	0	0	0
5	3	0	2	1	0	0	0
6	2	1	1	0	0	0	0
7	1	0	0	1	0	0	0
8	2	0	2	0	0	0	0
9	0	0	0	0	0	0	0
10	2	1	0	1	0	0	0
11	1	1	0	0	0	0	0
12	1	0	0	1	0	0	0
13	0	0	0	0	0	0	0
14	2	0	1	0	1	0	0
15	0	0	0	0	0	0	0
16	0	0	0	0	0	0	0
17	1	0	0	1	0	0	0
18	1	0	0	0	1	0	0
19	0	0	0	0	0	0	0
20	2	0	0	0	2	0	0
21	1	0	0	1	0	0	0
22	3	0	2	1	0	0	0
23	1	1	0	0	0	0	0
24	0	0	0	0	0	0	0
25	11	2	3	0	6	0	0
26	4	1	0	1	2	0	0
27	0	0	0	0	0	0	0
28	0	0	0	0	0	0	0
29	0	0	0	0	0	0	0
30	0	0	0	0	0	0	0
Leg. Dist. 22	<u>43</u>	<u>7</u>	<u>12</u>	<u>11</u>	<u>13</u>	<u>0</u>	<u>0</u>
Leg. Dist. 23							
1	3	0	0	1	2	0	0
2	12	0	7	1	4	0	0
3	8	3	0	2	3	0	0
4	5	0	3	1	1	0	0
5	3	0	0	0	3	0	0
6	4	1	1	0	2	0	0
7	7	2	0	2	3	0	0
8	3	0	1	1	1	0	0
9	6	3	1	1	1	0	0
10	3	0	1	2	0	0	0
11	6	1	3	1	1	0	0

GOVERNOR
REPUBLICAN PRIMARY
DETAIL

LEGISLATIVE DISTRICT OR TOWN	TOTAL VOTES	ROB ASTORINO	ANDREW GIULIANI	HARRY WILSON	LEE ZELDIN	SCATTER	BLANK AND VOID
		B01	B02	B03	B04		
Leg. Dist. 23							
12	15	4	2	3	6	0	0
13	8	1	1	2	4	0	0
14	3	1	0	0	2	0	0
15	7	3	1	1	2	0	0
16	8	3	0	1	4	0	0
17	9	1	3	0	5	0	0
18	20	4	6	3	7	0	0
19	17	2	3	3	9	0	0
20	8	2	2	1	3	0	0
21	9	2	2	2	2	0	1
22	12	3	1	2	6	0	0
23	2	0	2	0	0	0	0
24	16	3	4	4	5	0	0
25	20	6	1	3	10	0	0
26	9	0	2	1	6	0	0
27	10	0	5	0	5	0	0
28	11	1	2	2	6	0	0
29	0	0	0	0	0	0	0
31	0	0	0	0	0	0	0
32	1	0	0	0	1	0	0
33	0	0	0	0	0	0	0
Leg. Dist. 23	245	46	54	40	104	0	1
Leg. Dist. 24							
1	7	1	4	1	1	0	0
2	6	0	0	3	3	0	0
3	5	1	0	1	3	0	0
4	13	0	3	4	6	0	0
5	17	1	2	6	6	1	1
6	6	0	1	1	4	0	0
7	2	0	0	0	2	0	0
8	4	0	0	1	3	0	0
9	3	0	1	1	1	0	0
10	6	1	2	0	3	0	0
11	2	0	2	0	0	0	0
12	0	0	0	0	0	0	0
13	7	0	2	0	4	1	0
14	4	0	2	2	0	0	0
15	11	2	3	3	3	0	0
16	4	0	0	2	0	2	0
17	10	3	1	4	2	0	0
18	6	2	2	1	1	0	0
19	2	1	1	0	0	0	0

GOVERNOR
REPUBLICAN PRIMARY
DETAIL

LEGISLATIVE DISTRICT OR TOWN	TOTAL VOTES	ROB ASTORINO	ANDREW GIULIANI	HARRY WILSON	LEE ZELDIN	SCATTER	BLANK AND VOID
		B01	B02	B03	B04		
Leg. Dist. 24							
20	0	0	0	0	0	0	0
21	0	0	0	0	0	0	0
22	0	0	0	0	0	0	0
23	1	0	0	1	0	0	0
24	0	0	0	0	0	0	0
25	1	0	0	0	0	1	0
26	0	0	0	0	0	0	0
Leg. Dist. 24	117	12	26	31	42	5	1
Leg. Dist. 25							
1	7	0	1	2	4	0	0
2	2	1	1	0	0	0	0
3	5	0	4	1	0	0	0
4	2	1	1	0	0	0	0
5	0	0	0	0	0	0	0
6	2	0	1	1	0	0	0
7	1	0	0	0	1	0	0
8	0	0	0	0	0	0	0
9	0	0	0	0	0	0	0
10	2	0	1	0	1	0	0
11	0	0	0	0	0	0	0
12	0	0	0	0	0	0	0
13	3	0	0	0	2	1	0
14	4	2	0	0	2	0	0
15	0	0	0	0	0	0	0
16	0	0	0	0	0	0	0
17	0	0	0	0	0	0	0
18	3	1	1	0	0	0	1
19	4	1	0	2	1	0	0
20	5	2	1	2	0	0	0
21	0	0	0	0	0	0	0
22	4	0	2	1	1	0	0
23	0	0	0	0	0	0	0
24	6	1	2	2	1	0	0
25	10	2	2	4	2	0	0
26	0	0	0	0	0	0	0
27	5	0	2	2	0	1	0
28	0	0	0	0	0	0	0
29	1	1	0	0	0	0	0
30	4	0	2	0	2	0	0
31	2	0	0	2	0	0	0
33	1	0	0	1	0	0	0
Leg. Dist. 25	73	12	21	20	17	2	1

GOVERNOR
REPUBLICAN PRIMARY
DETAIL

LEGISLATIVE DISTRICT OR TOWN	TOTAL VOTES	ROB ASTORINO	ANDREW GIULIANI	HARRY WILSON	LEE ZELDIN	SCATTER	BLANK AND VOID
		B01	B02	B03	B04		
Leg. Dist. 26							
1	50	9	23	2	16	0	0
2	14	7	2	0	5	0	0
3	6	0	2	2	2	0	0
4	18	5	5	1	7	0	0
5	11	3	5	0	3	0	0
6	6	1	2	1	2	0	0
7	7	0	2	3	2	0	0
8	7	2	1	3	1	0	0
9	12	3	4	3	2	0	0
10	10	3	1	4	2	0	0
11	15	2	4	3	6	0	0
12	18	2	6	0	10	0	0
13	15	2	5	4	4	0	0
14	17	2	3	2	10	0	0
15	4	3	0	0	1	0	0
16	11	2	4	2	3	0	0
17	20	1	6	6	7	0	0
Leg. Dist. 26	241	47	75	36	83	0	0
Leg. Dist. 27							
1	6	1	1	2	2	0	0
2	3	1	0	0	2	0	0
3	3	0	0	2	1	0	0
4	6	1	1	2	2	0	0
5	6	2	0	1	3	0	0
6	5	0	1	1	3	0	0
7	11	5	2	2	2	0	0
8	3	0	2	1	0	0	0
9	4	1	2	1	0	0	0
10	8	1	5	1	1	0	0
11	4	0	2	1	1	0	0
12	6	0	3	2	1	0	0
13	3	0	2	1	0	0	0
14	2	0	0	1	1	0	0
15	1	0	0	0	0	0	1
16	4	1	0	0	3	0	0
17	5	3	1	0	1	0	0
18	8	1	5	0	2	0	0
19	2	0	0	1	1	0	0
20	1	0	1	0	0	0	0
21	7	0	5	1	1	0	0
22	4	0	1	1	2	0	0
23	1	0	0	1	0	0	0

GOVERNOR
REPUBLICAN PRIMARY
DETAIL

LEGISLATIVE DISTRICT OR TOWN	TOTAL VOTES	ROB ASTORINO	ANDREW GIULIANI	HARRY WILSON	LEE ZELDIN	SCATTER	BLANK AND VOID
		B01	B02	B03	B04		
Leg. Dist. 27							
25	2	1	1	0	0	0	0
26	3	2	0	1	0	0	0
Leg. Dist. 27	108	20	35	23	29	0	1
Leg. Dist. 28							
1	4	0	0	1	3	0	0
2	2	0	0	0	2	0	0
3	2	0	0	0	2	0	0
4	9	0	4	1	4	0	0
5	5	1	1	0	3	0	0
6	8	2	1	0	5	0	0
7	16	9	1	3	3	0	0
8	1	0	1	0	0	0	0
9	4	0	1	1	2	0	0
10	1	1	0	0	0	0	0
11	3	1	2	0	0	0	0
12	1	0	1	0	0	0	0
13	7	1	1	1	4	0	0
14	7	0	1	2	4	0	0
15	4	0	3	0	1	0	0
16	3	0	2	1	0	0	0
17	0	0	0	0	0	0	0
18	6	2	2	0	2	0	0
19	1	0	1	0	0	0	0
20	8	1	0	3	4	0	0
21	4	0	2	0	2	0	0
22	3	1	1	0	1	0	0
23	0	0	0	0	0	0	0
Leg. Dist. 28	99	19	25	13	42	0	0
Leg. Dist. 29							
1	3	1	1	1	0	0	0
2	0	0	0	0	0	0	0
3	0	0	0	0	0	0	0
4	10	2	3	0	5	0	0
5	6	1	2	2	1	0	0
6	2	0	1	0	1	0	0
7	9	3	1	1	4	0	0
8	2	0	0	1	1	0	0
9	16	6	2	5	2	1	0
10	3	0	0	2	1	0	0
11	11	3	2	1	5	0	0
12	4	1	2	0	1	0	0
13	1	0	0	1	0	0	0

GOVERNOR
REPUBLICAN PRIMARY
DETAIL

LEGISLATIVE DISTRICT OR TOWN	TOTAL VOTES	ROB ASTORINO	ANDREW GIULIANI	HARRY WILSON	LEE ZELDIN	SCATTER	BLANK AND VOID
		B01	B02	B03	B04		
Leg. Dist. 29							
14	2	0	0	0	2	0	0
15	4	0	2	1	1	0	0
16	0	0	0	0	0	0	0
17	4	0	0	1	3	0	0
18	24	8	5	4	7	0	0
19	5	0	1	1	3	0	0
20	5	2	1	1	1	0	0
21	13	1	4	4	4	0	0
22	2	0	0	0	2	0	0
23	11	4	5	1	1	0	0
24	7	1	2	0	4	0	0
25	0	0	0	0	0	0	0
26	0	0	0	0	0	0	0
28	0	0	0	0	0	0	0
29	0	0	0	0	0	0	0
30	0	0	0	0	0	0	0
31	0	0	0	0	0	0	0
32	1	0	1	0	0	0	0
33	21	3	7	5	6	0	0
Leg. Dist. 29	166	36	42	32	55	1	0
CITY	1,308	233	342	257	461	10	5
Brighton							
1	7	0	3	1	3	0	0
2	16	2	11	0	3	0	0
3	19	1	2	6	9	1	0
4	7	0	2	3	1	0	1
5	12	2	1	0	9	0	0
6	25	3	3	2	17	0	0
7	11	3	0	3	5	0	0
8	20	2	3	4	10	1	0
9	19	8	1	4	6	0	0
10	26	3	2	4	17	0	0
11	26	8	6	3	8	0	1
12	6	0	2	1	3	0	0
13	12	3	2	2	5	0	0
14	6	2	1	2	1	0	0
15	23	3	4	6	10	0	0
16	25	3	2	6	14	0	0
17	6	0	0	1	5	0	0
18	5	1	0	0	4	0	0
19	9	4	3	0	2	0	0

GOVERNOR
REPUBLICAN PRIMARY
DETAIL

LEGISLATIVE DISTRICT OR TOWN	TOTAL VOTES	ROB ASTORINO	ANDREW GIULIANI	HARRY WILSON	LEE ZELDIN	SCATTER	BLANK AND VOID
		B01	B02	B03	B04		
Brighton							
20	9	3	1	2	3	0	0
21	17	3	4	2	8	0	0
22	10	1	1	0	8	0	0
23	14	3	1	3	6	1	0
24	40	8	8	8	13	2	1
25	17	3	3	3	8	0	0
26	23	0	4	3	16	0	0
27	6	1	0	1	4	0	0
28	10	3	3	1	3	0	0
29	10	1	1	5	3	0	0
30	43	14	5	9	11	2	2
31	15	0	3	6	6	0	0
32	19	3	3	6	6	1	0
33	16	1	2	3	10	0	0
34	25	5	6	3	11	0	0
35	12	6	1	0	5	0	0
36	11	3	2	1	4	1	0
37	10	4	2	0	4	0	0
38	17	6	1	1	9	0	0
39	21	1	4	3	13	0	0
40	32	4	2	11	15	0	0
41	25	8	3	6	8	0	0
42	4	0	1	1	2	0	0
43	27	3	6	2	16	0	0
44	2	1	1	0	0	0	0
45	14	2	0	6	4	2	0
46	9	3	3	2	1	0	0
Brighton	738	138	119	136	329	11	5
Chili							
1	33	6	11	2	13	1	0
2	61	9	14	11	26	1	0
3	35	7	4	7	17	0	0
4	24	0	4	5	14	1	0
5	38	4	11	8	15	0	0
6	46	10	5	13	18	0	0
7	17	4	4	1	8	0	0
8	43	5	8	7	23	0	0
9	26	7	8	2	9	0	0
10	23	4	7	4	7	1	0
11	47	5	11	4	27	0	0
12	34	4	8	8	14	0	0
13	54	4	13	13	23	0	1

GOVERNOR
REPUBLICAN PRIMARY
DETAIL

LEGISLATIVE DISTRICT OR TOWN	TOTAL VOTES	ROB ASTORINO	ANDREW GIULIANI	HARRY WILSON	LEE ZELDIN	SCATTER	BLANK AND VOID
		B01	B02	B03	B04		
Chili							
14	43	8	9	5	21	0	0
15	39	7	10	4	17	1	0
16	86	10	15	8	52	0	1
17	111	16	21	21	53	0	0
18	38	3	8	12	15	0	0
19	27	1	7	6	13	0	0
20	40	8	11	2	18	1	0
21	29	9	8	2	10	0	0
22	32	5	5	8	14	0	0
23	35	7	13	3	12	0	0
24	65	7	17	5	36	0	0
25	13	0	3	2	8	0	0
26	52	10	15	10	17	0	0
27	32	7	8	7	10	0	0
28	20	3	4	1	11	0	1
29	39	11	13	7	8	0	0
30	9	4	1	2	2	0	0
31	34	11	4	5	13	0	1
32	46	5	15	10	16	0	0
Chili	1,271	201	295	205	560	6	4
Clarkson							
1	84	12	29	9	34	0	0
2	3	0	1	1	1	0	0
3	48	5	7	16	20	0	0
4	96	17	30	12	36	1	0
5	82	11	36	7	28	0	0
6	49	9	8	3	29	0	0
Clarkson	362	54	111	48	148	1	0
East Rochester							
1	23	9	4	1	8	1	0
2	20	3	2	7	8	0	0
3	30	6	13	4	6	0	1
4	10	1	2	3	4	0	0
5	9	0	2	1	6	0	0
6	33	8	3	1	21	0	0
7	14	2	3	2	6	1	0
East Rochester	139	29	29	19	59	2	1
Gates							
1	20	4	6	2	8	0	0
2	18	2	4	3	9	0	0
3	19	2	9	2	6	0	0

GOVERNOR
REPUBLICAN PRIMARY
DETAIL

LEGISLATIVE DISTRICT OR TOWN	TOTAL VOTES	ROB ASTORINO	ANDREW GIULIANI	HARRY WILSON	LEE ZELDIN	SCATTER	BLANK AND VOID
		B01	B02	B03	B04		
Gates							
4	26	3	8	6	8	1	0
5	47	3	14	6	23	1	0
6	19	7	4	3	5	0	0
7	76	11	20	14	31	0	0
8	33	3	12	3	15	0	0
9	34	7	11	3	13	0	0
10	18	7	1	3	7	0	0
11	26	2	3	6	15	0	0
12	17	6	3	1	7	0	0
13	23	3	12	1	7	0	0
14	21	4	7	2	8	0	0
15	39	7	7	5	19	1	0
16	28	3	7	6	12	0	0
17	25	4	8	2	11	0	0
18	36	6	19	3	8	0	0
19	31	6	10	1	14	0	0
20	26	3	6	4	13	0	0
21	30	5	15	2	8	0	0
22	31	1	6	9	15	0	0
23	31	0	12	8	11	0	0
24	54	9	17	8	18	2	0
25	32	5	15	0	12	0	0
26	35	3	9	6	17	0	0
27	35	11	9	6	9	0	0
28	21	1	7	2	11	0	0
29	22	7	4	4	7	0	0
30	24	6	7	7	4	0	0
31	24	4	5	4	11	0	0
32	39	10	11	6	12	0	0
33	8	1	3	0	4	0	0
34	24	2	8	4	10	0	0
35	21	0	7	2	11	0	1
Gates	1,013	158	306	144	399	5	1
Greece							
1	32	2	15	3	12	0	0
2	49	4	14	11	20	0	0
3	28	4	13	3	8	0	0
4	26	2	11	3	10	0	0
5	14	1	7	0	6	0	0
6	11	0	3	3	5	0	0
7	28	8	9	4	7	0	0
8	22	4	9	1	8	0	0

GOVERNOR
REPUBLICAN PRIMARY
DETAIL

LEGISLATIVE DISTRICT OR TOWN	TOTAL VOTES	ROB ASTORINO	ANDREW GIULIANI	HARRY WILSON	LEE ZELDIN	SCATTER	BLANK AND VOID
		B01	B02	B03	B04		
Greece							
9	17	2	6	4	5	0	0
10	17	5	6	4	2	0	0
11	5	0	3	2	0	0	0
12	13	2	4	1	6	0	0
13	28	8	4	6	10	0	0
14	14	3	5	1	5	0	0
15	33	8	5	4	16	0	0
16	31	5	8	1	15	2	0
17	48	9	12	9	18	0	0
18	29	3	4	4	18	0	0
19	25	0	13	3	9	0	0
20	20	4	5	2	9	0	0
21	20	2	5	3	10	0	0
22	6	1	3	0	2	0	0
23	44	12	6	9	17	0	0
24	52	8	5	8	30	1	0
25	19	3	5	2	9	0	0
26	11	1	4	2	4	0	0
27	36	7	10	4	15	0	0
28	41	7	13	8	13	0	0
29	25	4	3	3	15	0	0
30	17	5	3	2	7	0	0
31	27	4	7	2	14	0	0
32	12	2	3	4	3	0	0
33	28	7	8	6	7	0	0
34	37	5	9	10	12	0	1
35	21	1	8	1	11	0	0
36	37	7	8	2	20	0	0
37	39	2	5	6	26	0	0
38	46	10	11	5	20	0	0
39	19	2	5	1	11	0	0
40	14	1	7	1	5	0	0
41	22	3	5	5	8	1	0
42	25	8	2	4	11	0	0
43	30	5	9	2	14	0	0
44	50	7	15	7	21	0	0
45	65	4	30	11	20	0	0
46	10	1	0	1	8	0	0
47	22	8	5	3	6	0	0
48	16	2	3	3	8	0	0
49	23	4	10	0	9	0	0
50	31	3	13	4	11	0	0

GOVERNOR
REPUBLICAN PRIMARY
DETAIL

LEGISLATIVE DISTRICT OR TOWN	TOTAL VOTES	ROB ASTORINO	ANDREW GIULIANI	HARRY WILSON	LEE ZELDIN	SCATTER	BLANK AND VOID
		B01	B02	B03	B04		
Greece							
51	14	3	5	0	6	0	0
52	40	9	8	5	18	0	0
53	20	6	5	2	7	0	0
54	38	5	4	11	18	0	0
55	23	1	7	3	12	0	0
56	29	9	8	2	10	0	0
57	30	4	6	9	11	0	0
58	40	9	4	7	20	0	0
59	8	3	0	2	3	0	0
60	20	0	8	4	8	0	0
61	23	3	6	3	11	0	0
62	36	5	10	6	15	0	0
63	24	4	4	4	12	0	0
64	27	7	5	4	11	0	0
65	42	13	8	3	17	0	1
66	9	2	3	0	4	0	0
67	30	9	15	0	6	0	0
68	46	2	11	7	26	0	0
69	20	8	2	4	6	0	0
70	100	13	15	13	59	0	0
71	30	7	10	2	11	0	0
72	46	5	8	8	25	0	0
73	13	3	1	0	9	0	0
74	31	7	7	5	12	0	0
75	19	3	3	3	10	0	0
76	43	7	14	4	18	0	0
77	36	5	9	8	14	0	0
78	15	1	8	2	4	0	0
79	68	7	16	10	35	0	0
80	38	5	10	7	16	0	0
81	15	3	4	0	8	0	0
82	17	3	4	2	7	1	0
83	11	1	3	2	5	0	0
84	35	3	4	6	22	0	0
85	39	9	10	4	16	0	0
86	46	9	9	7	21	0	0
87	24	6	5	10	3	0	0
88	34	4	6	6	18	0	0
89	25	4	4	4	13	0	0
90	31	1	4	4	22	0	0
91	64	12	15	4	33	0	0
92	58	9	12	12	25	0	0

GOVERNOR
REPUBLICAN PRIMARY
DETAIL

LEGISLATIVE DISTRICT OR TOWN	TOTAL VOTES	ROB ASTORINO	ANDREW GIULIANI	HARRY WILSON	LEE ZELDIN	SCATTER	BLANK AND VOID
		B01	B02	B03	B04		
Greece							
93	37	6	13	6	12	0	0
94	38	5	16	8	9	0	0
95	8	0	3	1	4	0	0
96	25	8	4	4	9	0	0
97	74	5	19	8	42	0	0
98	34	9	6	5	13	1	0
99	48	11	12	5	20	0	0
100	40	14	6	4	16	0	0
101	23	2	11	2	8	0	0
102	34	5	5	9	15	0	0
103	54	4	12	14	24	0	0
104	25	0	6	1	18	0	0
105	54	4	16	5	28	1	0
106	28	4	6	5	13	0	0
107	20	2	5	2	11	0	0
108	36	8	11	3	13	1	0
109	57	7	7	8	35	0	0
Greece	3,327	533	834	477	1,473	8	2
Hamlin							
1	43	10	12	4	17	0	0
2	74	8	16	18	32	0	0
3	49	3	10	13	23	0	0
4	57	6	11	19	21	0	0
5	49	14	15	3	17	0	0
6	40	5	13	2	20	0	0
7	72	12	17	7	36	0	0
8	35	5	12	10	8	0	0
9	30	4	10	2	12	2	0
10	86	22	20	16	28	0	0
Hamlin	535	89	136	94	214	2	0
Henrietta							
1	45	10	9	12	14	0	0
2	23	2	9	5	7	0	0
3	12	4	1	4	3	0	0
4	27	4	9	7	7	0	0
5	41	9	7	6	19	0	0
6	41	7	15	5	14	0	0
7	28	2	7	5	14	0	0
8	26	6	6	5	9	0	0
9	10	0	4	1	5	0	0
10	26	5	11	2	8	0	0
11	27	5	7	6	9	0	0

GOVERNOR
REPUBLICAN PRIMARY
DETAIL

LEGISLATIVE DISTRICT OR TOWN	TOTAL VOTES	ROB ASTORINO	ANDREW GIULIANI	HARRY WILSON	LEE ZELDIN	SCATTER	BLANK AND VOID
		B01	B02	B03	B04		
Henrietta							
12	43	8	5	11	19	0	0
13	43	4	7	6	26	0	0
14	19	6	2	0	11	0	0
15	36	5	9	4	18	0	0
16	20	2	5	4	9	0	0
17	39	7	6	9	17	0	0
18	32	9	5	4	14	0	0
19	30	2	8	5	14	1	0
20	63	8	18	9	28	0	0
21	27	2	8	4	11	2	0
22	46	4	19	7	16	0	0
23	24	7	0	7	9	1	0
24	32	10	7	8	7	0	0
25	34	8	11	7	8	0	0
26	88	13	17	13	42	1	2
27	51	10	15	7	19	0	0
28	48	8	14	13	13	0	0
29	83	10	26	11	36	0	0
30	46	10	9	12	15	0	0
31	21	2	9	2	8	0	0
32	38	9	10	5	14	0	0
33	15	3	5	0	6	1	0
34	18	4	1	7	6	0	0
35	35	6	8	6	15	0	0
Henrietta	1,237	211	309	219	490	6	2
Irondequoit							
1	19	3	6	2	8	0	0
2	15	4	6	1	3	1	0
3	27	9	7	5	6	0	0
4	11	2	1	1	7	0	0
5	21	5	7	3	6	0	0
6	34	6	6	6	16	0	0
7	25	7	3	4	11	0	0
8	18	2	1	8	7	0	0
9	27	5	6	4	12	0	0
10	30	4	4	7	13	2	0
11	9	2	2	4	1	0	0
12	11	2	3	3	3	0	0
13	26	5	2	7	12	0	0
14	32	13	7	1	11	0	0
15	27	3	6	4	14	0	0
16	34	10	3	7	14	0	0

GOVERNOR
REPUBLICAN PRIMARY
DETAIL

LEGISLATIVE DISTRICT OR TOWN	TOTAL VOTES	ROB ASTORINO	ANDREW GIULIANI	HARRY WILSON	LEE ZELDIN	SCATTER	BLANK AND VOID
		B01	B02	B03	B04		
Irondequoit							
17	22	6	7	4	5	0	0
18	22	5	5	2	10	0	0
19	14	2	2	4	5	1	0
20	22	1	5	5	11	0	0
21	24	3	2	10	7	1	1
22	30	6	8	2	14	0	0
23	19	6	3	6	4	0	0
24	15	3	1	3	8	0	0
25	21	6	4	5	6	0	0
26	10	1	4	4	1	0	0
27	15	2	2	5	6	0	0
28	32	6	6	5	14	1	0
29	14	1	6	3	4	0	0
30	20	3	1	4	12	0	0
31	28	7	5	4	12	0	0
32	14	2	2	1	9	0	0
33	13	1	2	4	6	0	0
34	36	2	7	11	16	0	0
35	20	7	3	1	9	0	0
36	13	3	4	1	5	0	0
37	24	7	7	4	6	0	0
38	13	1	7	5	0	0	0
39	2	0	1	0	1	0	0
40	19	5	5	3	6	0	0
41	23	6	8	3	6	0	0
42	25	3	5	3	14	0	0
43	25	5	12	5	3	0	0
44	51	4	10	11	26	0	0
45	16	5	3	1	7	0	0
46	25	4	9	3	9	0	0
47	8	2	2	0	4	0	0
48	16	2	3	5	6	0	0
49	38	3	16	6	13	0	0
50	14	2	2	3	7	0	0
51	22	1	9	3	9	0	0
52	19	4	4	5	5	1	0
53	21	2	7	7	5	0	0
54	7	0	2	3	2	0	0
55	17	2	7	5	3	0	0
56	10	0	3	0	7	0	0
57	19	4	4	3	8	0	0
58	21	6	1	2	12	0	0

GOVERNOR
REPUBLICAN PRIMARY
DETAIL

LEGISLATIVE DISTRICT OR TOWN	TOTAL VOTES	ROB ASTORINO B01	ANDREW GIULIANI B02	HARRY WILSON B03	LEE ZELDIN B04	SCATTER	BLANK AND VOID
Irondequoit							
59	28	8	6	0	14	0	0
60	22	7	8	2	5	0	0
61	39	3	8	8	20	0	0
62	17	3	0	2	12	0	0
63	15	2	2	5	6	0	0
64	8	0	1	2	5	0	0
65	16	3	5	4	4	0	0
66	6	1	2	2	1	0	0
67	8	2	0	3	3	0	0
68	26	1	10	3	12	0	0
Irondequoit	1,390	253	318	262	549	7	1
Mendon							
1	47	17	1	5	24	0	0
2	61	7	12	11	29	2	0
3	61	12	10	14	25	0	0
4	31	6	12	6	7	0	0
5	56	4	11	10	31	0	0
6	59	13	11	12	22	1	0
7	63	12	5	14	32	0	0
8	24	3	6	3	11	1	0
9	38	4	9	5	19	1	0
Mendon	440	78	77	80	200	5	0
Ogden							
1	40	3	12	11	14	0	0
2	41	7	6	3	25	0	0
3	65	9	20	6	29	0	1
4	56	11	18	5	22	0	0
5	46	8	8	10	20	0	0
6	56	8	18	1	28	0	1
7	49	12	8	2	27	0	0
8	49	10	8	9	22	0	0
9	44	11	9	3	21	0	0
10	43	8	8	5	22	0	0
11	61	5	17	13	26	0	0
12	74	12	15	10	37	0	0
13	48	5	10	7	26	0	0
14	38	5	6	4	23	0	0
15	68	16	19	8	25	0	0
16	42	8	6	8	20	0	0
17	41	10	11	3	17	0	0
18	43	7	9	7	20	0	0
19	61	9	12	4	35	1	0

GOVERNOR
REPUBLICAN PRIMARY
DETAIL

LEGISLATIVE DISTRICT OR TOWN	TOTAL VOTES	ROB ASTORINO B01	ANDREW GIULIANI B02	HARRY WILSON B03	LEE ZELDIN B04	SCATTER	BLANK AND VOID
Ogden							
20	68	8	15	8	37	0	0
Ogden	1,033	172	235	127	496	1	2
Parma							
1	41	6	13	3	19	0	0
2	80	10	21	12	37	0	0
3	49	2	18	11	18	0	0
4	55	11	9	8	27	0	0
5	32	4	6	5	17	0	0
6	38	5	11	4	18	0	0
7	62	4	29	3	25	1	0
8	71	9	10	16	36	0	0
9	71	13	16	5	37	0	0
10	52	8	10	11	23	0	0
11	65	13	18	4	30	0	0
12	49	4	15	9	20	1	0
13	75	13	24	5	33	0	0
14	29	7	8	4	10	0	0
15	49	7	17	5	20	0	0
Parma	818	116	225	105	370	2	0
Penfield							
1	13	3	3	5	2	0	0
2	21	4	6	5	6	0	0
3	54	9	10	9	25	0	1
4	69	12	17	11	27	2	0
5	49	12	14	2	21	0	0
6	40	2	8	11	19	0	0
7	30	7	4	6	12	1	0
8	43	7	14	6	16	0	0
9	30	3	2	10	15	0	0
10	23	5	5	1	11	0	1
11	22	2	3	4	13	0	0
12	32	5	7	5	15	0	0
13	40	10	5	8	17	0	0
14	52	12	17	6	16	1	0
15	34	5	10	5	13	1	0
16	17	4	2	6	5	0	0
17	35	7	8	10	10	0	0
18	26	5	3	8	10	0	0
19	59	12	7	7	33	0	0
20	53	19	11	6	16	1	0
21	31	7	4	5	14	0	1
22	22	3	5	2	12	0	0

GOVERNOR
REPUBLICAN PRIMARY
DETAIL

LEGISLATIVE DISTRICT OR TOWN	TOTAL VOTES	ROB ASTORINO	ANDREW GIULIANI	HARRY WILSON	LEE ZELDIN	SCATTER	BLANK AND VOID
		B01	B02	B03	B04		
Penfield							
23	44	7	10	5	19	3	0
24	51	4	19	11	17	0	0
25	31	7	11	4	9	0	0
26	23	4	5	4	10	0	0
27	31	7	9	3	12	0	0
28	28	5	7	4	11	0	1
29	23	1	8	4	9	1	0
30	55	8	10	10	27	0	0
31	38	8	9	8	13	0	0
32	6	1	1	1	3	0	0
33	33	4	8	8	13	0	0
34	38	4	11	7	15	1	0
35	25	6	10	2	6	1	0
36	26	6	5	5	10	0	0
37	80	14	18	16	32	0	0
38	27	4	7	6	10	0	0
39	21	3	2	8	8	0	0
40	26	5	4	1	16	0	0
41	60	8	13	12	27	0	0
42	33	6	5	3	19	0	0
Penfield	1,494	267	337	260	614	12	4
Perinton							
1	76	15	19	12	30	0	0
2	34	6	5	4	19	0	0
3	26	7	1	6	11	0	1
4	27	8	7	2	9	1	0
5	16	3	2	3	8	0	0
6	16	0	4	5	6	1	0
7	32	7	2	11	11	1	0
8	39	5	2	10	21	1	0
9	45	11	9	11	14	0	0
10	31	4	3	8	16	0	0
11	14	1	1	1	11	0	0
12	15	1	1	3	10	0	0
13	30	4	6	4	16	0	0
14	52	9	13	8	22	0	0
15	29	4	9	2	14	0	0
16	24	8	3	7	6	0	0
17	31	3	10	12	6	0	0
18	27	8	6	6	7	0	0
19	29	4	3	11	11	0	0
20	21	5	3	3	9	1	0

GOVERNOR
REPUBLICAN PRIMARY
DETAIL

LEGISLATIVE DISTRICT OR TOWN	TOTAL VOTES	ROB ASTORINO	ANDREW GIULIANI	HARRY WILSON	LEE ZELDIN	SCATTER	BLANK AND VOID
		B01	B02	B03	B04		
Perinton							
21	45	6	13	6	19	1	0
22	23	1	1	8	12	1	0
23	55	5	13	11	25	1	0
24	68	13	10	9	36	0	0
25	19	8	3	3	4	1	0
26	33	5	12	2	14	0	0
27	22	6	1	2	13	0	0
28	24	5	2	3	14	0	0
29	16	2	3	1	10	0	0
30	19	8	2	4	5	0	0
31	42	7	9	8	16	1	1
32	29	5	7	2	15	0	0
33	27	6	4	5	12	0	0
34	40	6	6	5	22	0	1
35	30	4	3	4	19	0	0
36	23	1	7	2	12	1	0
37	40	9	9	11	11	0	0
38	39	5	10	8	16	0	0
39	48	8	3	8	29	0	0
40	16	3	2	6	3	2	0
41	11	2	1	2	6	0	0
42	33	6	9	4	14	0	0
43	78	21	10	18	29	0	0
44	22	1	6	4	11	0	0
45	84	24	9	9	42	0	0
46	9	2	0	3	4	0	0
47	37	7	7	9	14	0	0
48	37	9	7	6	15	0	0
49	26	10	5	2	9	0	0
50	5	1	2	2	0	0	0
51	68	9	19	10	29	1	0
52	34	5	3	9	16	0	1
53	16	3	4	4	5	0	0
54	72	6	18	13	35	0	0
55	25	1	2	9	13	0	0
56	73	13	19	11	27	2	1
Perinton	1,902	346	350	352	833	16	5
Pittsford							
1	17	2	2	7	6	0	0
2	18	2	5	5	6	0	0
3	52	8	6	5	31	1	1
4	31	3	10	5	13	0	0

GOVERNOR
REPUBLICAN PRIMARY
DETAIL

LEGISLATIVE DISTRICT OR TOWN	TOTAL VOTES	ROB ASTORINO	ANDREW GIULIANI	HARRY WILSON	LEE ZELDIN	SCATTER	BLANK AND VOID
		B01	B02	B03	B04		
Pittsford							
5	19	6	4	4	5	0	0
6	7	1	2	3	1	0	0
7	14	3	2	3	6	0	0
8	26	3	6	7	10	0	0
9	36	3	11	6	15	1	0
10	36	7	7	3	19	0	0
11	36	11	6	5	13	0	1
12	31	8	4	4	15	0	0
13	25	7	6	3	9	0	0
14	24	4	2	6	11	1	0
15	22	3	1	2	15	1	0
16	13	3	0	3	7	0	0
17	28	2	7	5	14	0	0
18	18	5	4	2	7	0	0
19	29	7	3	5	14	0	0
20	23	7	2	3	11	0	0
21	20	5	1	1	13	0	0
22	28	1	7	5	14	1	0
23	26	3	4	5	14	0	0
24	40	3	8	11	17	1	0
25	42	9	6	3	23	1	0
26	37	6	6	5	19	1	0
27	21	4	4	0	13	0	0
28	34	4	10	4	15	1	0
29	27	5	4	8	10	0	0
30	23	2	8	5	8	0	0
31	28	3	4	8	13	0	0
32	41	8	5	9	18	1	0
33	34	4	4	7	19	0	0
34	29	4	10	3	11	1	0
Pittsford	935	156	171	160	435	11	2
Riga							
1	71	12	14	17	28	0	0
2	104	17	25	12	50	0	0
3	36	4	11	5	16	0	0
4	66	15	15	5	31	0	0
5	66	11	12	9	34	0	0
6	67	9	13	10	35	0	0
Riga	410	68	90	58	194	0	0
Rush							
1	76	12	18	12	34	0	0
2	60	9	6	18	27	0	0

GOVERNOR
REPUBLICAN PRIMARY
DETAIL

LEGISLATIVE DISTRICT OR TOWN	TOTAL VOTES	ROB ASTORINO	ANDREW GIULIANI	HARRY WILSON	LEE ZELDIN	SCATTER	BLANK AND VOID
		B01	B02	B03	B04		
Rush							
3	45	8	8	10	19	0	0
4	72	10	15	12	35	0	0
Rush	253	39	47	52	115	0	0
Sweden							
1	36	7	5	5	17	1	1
2	14	2	1	2	9	0	0
3	38	7	9	9	13	0	0
4	32	3	8	8	13	0	0
5	10	1	5	2	2	0	0
6	37	7	3	6	20	1	0
7	32	4	4	8	16	0	0
8	50	9	8	5	28	0	0
9	33	9	5	4	15	0	0
10	91	18	27	13	33	0	0
11	15	2	5	0	8	0	0
12	44	9	8	2	24	1	0
Sweden	432	78	88	64	198	3	1
Webster							
1	49	14	12	8	12	3	0
2	43	6	15	12	10	0	0
3	43	6	7	6	24	0	0
4	18	7	2	4	5	0	0
5	34	10	14	4	6	0	0
6	31	8	10	2	11	0	0
7	39	9	13	4	13	0	0
8	44	9	9	10	16	0	0
9	42	5	12	7	18	0	0
10	97	16	31	10	40	0	0
11	48	12	11	7	18	0	0
12	52	6	10	12	24	0	0
13	31	6	8	6	11	0	0
14	44	11	7	3	22	1	0
15	25	6	7	2	10	0	0
16	35	4	8	5	18	0	0
17	32	8	0	5	19	0	0
18	26	5	7	6	8	0	0
19	61	12	8	10	31	0	0
20	75	8	20	17	30	0	0
21	39	12	5	3	19	0	0
22	37	15	7	1	14	0	0
23	32	7	6	5	14	0	0
24	99	12	23	20	44	0	0

GOVERNOR
REPUBLICAN PRIMARY
DETAIL

LEGISLATIVE DISTRICT OR TOWN	TOTAL VOTES	ROB ASTORINO B01	ANDREW GIULIANI B02	HARRY WILSON B03	LEE ZELDIN B04	SCATTER	BLANK AND VOID
Webster							
25	74	13	15	10	36	0	0
26	45	10	11	9	15	0	0
27	82	18	10	16	35	3	0
28	27	5	7	2	13	0	0
29	21	3	6	2	10	0	0
30	25	2	10	8	5	0	0
31	41	7	12	4	17	1	0
32	52	6	12	8	26	0	0
33	50	16	6	11	17	0	0
34	16	5	1	2	8	0	0
35	33	5	7	9	12	0	0
36	30	9	3	3	15	0	0
37	55	11	14	13	16	1	0
38	34	5	14	4	11	0	0
39	36	6	5	12	13	0	0
40	18	1	4	3	10	0	0
41	52	14	8	10	20	0	0
42	55	12	11	8	24	0	0
43	31	7	9	6	9	0	0
Webster	1,853	369	417	309	749	9	0
Wheatland							
1	44	8	10	6	20	0	0
2	71	15	15	10	31	0	0
3	32	3	5	7	17	0	0
4	28	6	4	5	13	0	0
5	75	11	20	6	38	0	0
Wheatland	250	43	54	34	119	0	0
TOWNS	19,832	3,398	4,548	3,205	8,544	107	30
GRAND TOTAL:	21,140	3,631	4,890	3,462	9,005	117	35

GOVERNOR AND LIEUTENANT GOVERNOR
SUMMARY

LEGISLATIVE DISTRICT OR TOWN	TOTAL VOTES	KATHY C. HOCHUL - ANTONIO DELGADO	LEE ZELDIN - ALISON ESPOSITO	LEE ZELDIN - ALISON ESPOSITO	KATHY C. HOCHUL - ANTONIO DELGADO	SCATTER	BLANK AND VOID
		DEM	REP	CON	WOR		
Leg. Dist. 07	652	321	242	48	33	1	7
Leg. Dist. 16	12	11	1	0	0	0	0
Leg. Dist. 21	5,808	4,046	949	208	527	11	67
Leg. Dist. 22	2,806	2,255	288	77	117	4	65
Leg. Dist. 23	8,071	5,429	1,417	313	825	22	65
Leg. Dist. 24	4,753	3,254	588	136	715	19	41
Leg. Dist. 25	4,449	3,447	437	98	370	17	80
Leg. Dist. 26	3,953	2,143	1,340	257	161	14	38
Leg. Dist. 27	5,498	4,276	607	163	325	11	116
Leg. Dist. 28	2,797	1,869	616	127	117	4	64
Leg. Dist. 29	3,817	2,654	783	146	145	6	83
CITY	42,616	29,705	7,268	1,573	3,335	109	626
Brighton	15,739	10,492	3,451	642	1,025	38	91
Chili	12,447	4,985	5,728	1,254	394	15	71
Clarkson	2,888	839	1,587	375	63	6	18
East Rochester	2,244	1,122	841	151	112	5	13
Gates	10,809	4,547	5,015	860	291	15	81
Greece	37,404	14,393	18,236	3,552	897	78	248
Hamlin	3,613	921	2,157	438	69	9	19
Henrietta	15,269	7,806	5,587	1,196	539	39	102
Irondequoit	22,127	11,525	7,896	1,448	1,065	46	147
Mendon	4,910	2,280	2,010	446	141	4	29
Ogden	9,277	3,033	4,960	992	223	13	56
Parma	7,333	2,025	4,231	841	177	12	47
Penfield	19,033	9,250	7,572	1,477	619	25	90
Perinton	24,604	12,832	9,078	1,702	818	42	132
Pittsford	14,442	8,394	4,684	788	478	21	77
Riga	2,986	879	1,623	395	67	3	19
Rush	1,937	747	873	230	73	6	8
Sweden	4,331	1,683	1,969	508	127	15	29
Webster	21,745	9,346	9,821	1,844	588	44	102
Wheatland	2,229	808	1,112	232	53	7	17
TOWNS	235,367	107,907	98,431	19,371	7,819	443	1,396
GRAND TOTAL:	277,983	137,612	105,699	20,944	11,154	552	2,022

GOVERNOR AND LIEUTENANT GOVERNOR
DETAIL

LEGISLATIVE DISTRICT OR TOWN	TOTAL VOTES	KATHY C. HOCHUL - ANTONIO DELGADO	LEE ZELDIN - ALISON ESPOSITO	LEE ZELDIN - ALISON ESPOSITO	KATHY C. HOCHUL - ANTONIO DELGADO	SCATTER	BLANK AND VOID
		DEM	REP	CON	WOR		
Leg. Dist. 07							
1	422	198	172	25	23	1	3
2	230	123	70	23	10	0	4
Leg. Dist. 07	652	321	242	48	33	1	7
Leg. Dist. 16							
1	12	11	1	0	0	0	0
Leg. Dist. 16	12	11	1	0	0	0	0
Leg. Dist. 21							
1	281	165	63	14	38	1	0
2	207	132	39	11	23	1	1
3	139	86	35	7	10	0	1
4	120	90	20	1	8	0	1
5	186	130	20	6	28	0	2
6	274	199	34	3	34	2	2
7	366	249	62	15	38	0	2
8	121	79	13	2	25	0	2
9	366	228	67	14	55	0	2
10	390	308	50	12	17	1	2
11	154	114	26	5	3	0	6
12	555	368	105	21	56	1	4
13	192	138	18	8	25	1	2
14	92	66	15	4	7	0	0
15	224	155	33	14	17	1	4
16	82	50	20	4	3	0	5
17	211	151	26	10	18	1	5
18	120	99	11	4	6	0	0
19	66	50	10	2	1	0	3
20	136	96	25	9	6	0	0
21	167	130	28	3	6	0	0
22	206	153	26	6	15	0	6
23	190	139	29	7	9	1	5
24	394	253	82	16	39	1	3
25	158	129	17	1	9	0	2
26	80	57	8	1	10	0	4
27	100	79	16	0	4	0	1
28	38	20	11	2	5	0	0
29	95	70	16	4	4	0	1
30	16	13	3	0	0	0	0
31	82	50	21	2	8	0	1
Leg. Dist. 21	5,808	4,046	949	208	527	11	67
Leg. Dist. 22							
1	193	149	29	6	7	1	1

GOVERNOR AND LIEUTENANT GOVERNOR
DETAIL

LEGISLATIVE DISTRICT OR TOWN	TOTAL VOTES	KATHY C. HOCHUL - ANTONIO DELGADO DEM	LEE ZELDIN - ALISON ESPOSITO REP	LEE ZELDIN - ALISON ESPOSITO CON	KATHY C. HOCHUL - ANTONIO DELGADO WOR	SCATTER	BLANK AND VOID
Leg. Dist. 22							
2	40	30	5	0	1	0	4
3	89	69	9	8	0	1	2
4	63	51	6	1	2	0	3
5	100	88	9	0	2	0	1
6	104	96	4	0	0	0	4
7	39	29	4	1	3	0	2
8	114	92	19	1	2	0	0
9	75	65	2	2	3	0	3
10	99	90	7	0	0	0	2
11	186	144	12	3	19	0	8
12	87	73	12	1	0	0	1
13	42	35	0	2	2	0	3
14	108	93	11	2	1	0	1
15	102	85	7	5	4	0	1
16	45	38	5	0	2	0	0
17	50	44	3	1	1	0	1
18	57	47	6	1	1	0	2
19	36	32	0	0	2	0	2
20	143	112	20	4	3	0	4
21	63	45	7	2	6	0	3
22	130	98	23	5	3	0	1
23	64	56	2	0	4	0	2
24	55	44	6	3	2	0	0
25	385	283	49	17	26	1	9
26	140	105	15	6	14	0	0
27	148	123	13	3	6	0	3
28	16	12	0	3	0	0	1
29	0	0	0	0	0	0	0
30	33	27	3	0	1	1	1
31	0	0	0	0	0	0	0
32	0	0	0	0	0	0	0
Leg. Dist. 22	2,806	2,255	288	77	117	4	65
Leg. Dist. 23							
1	145	105	28	4	8	0	0
2	253	162	43	7	39	1	1
3	202	131	36	3	31	0	1
4	417	292	60	19	44	0	2
5	169	120	24	7	18	0	0
6	176	118	33	7	16	0	2
7	328	224	42	9	44	5	4
8	304	222	43	7	30	0	2
9	204	138	37	6	22	0	1

GOVERNOR AND LIEUTENANT GOVERNOR
DETAIL

LEGISLATIVE DISTRICT OR TOWN	TOTAL VOTES	KATHY C. HOCHUL - ANTONIO DELGADO DEM	LEE ZELDIN - ALISON ESPOSITO REP	LEE ZELDIN - ALISON ESPOSITO CON	KATHY C. HOCHUL - ANTONIO DELGADO WOR	SCATTER	BLANK AND VOID
Leg. Dist. 23							
10	231	156	32	7	35	0	1
11	278	194	42	3	38	0	1
12	345	231	67	14	28	0	5
13	279	194	51	13	16	2	3
14	305	202	52	14	32	2	3
15	238	150	40	7	40	0	1
16	154	102	29	11	11	0	1
17	343	239	58	15	25	3	3
18	577	389	102	28	53	2	3
19	306	181	87	12	25	0	1
20	332	234	41	18	38	0	1
21	296	195	53	16	29	1	2
22	234	158	50	7	17	0	2
23	95	71	8	3	8	0	5
24	228	142	63	7	14	0	2
25	431	260	101	17	44	1	8
26	471	323	83	24	36	2	3
27	250	167	41	16	25	0	1
28	330	212	52	11	49	3	3
29	40	32	5	0	3	0	0
30	2	0	0	0	0	0	2
31	94	75	12	0	6	0	1
32	14	10	2	1	1	0	0
33	0	0	0	0	0	0	0
34	0	0	0	0	0	0	0
Leg. Dist. 23	8,071	5,429	1,417	313	825	22	65
Leg. Dist. 24							
1	377	274	32	11	58	2	0
2	188	133	23	3	29	0	0
3	198	137	20	10	31	0	0
4	380	270	43	4	58	2	3
5	244	168	35	14	24	0	3
6	215	147	36	6	24	0	2
7	143	91	34	8	10	0	0
8	212	141	31	7	32	0	1
9	184	131	33	8	11	0	1
10	415	278	37	10	83	5	2
11	102	72	19	4	4	0	3
12	34	26	5	0	1	0	2
13	334	233	28	7	62	1	3
14	341	219	36	9	68	1	8
15	331	236	48	8	28	3	8

GOVERNOR AND LIEUTENANT GOVERNOR
DETAIL

LEGISLATIVE DISTRICT OR TOWN	TOTAL VOTES	KATHY C. HOCHUL - ANTONIO DELGADO DEM	LEE ZELDIN - ALISON ESPOSITO REP	LEE ZELDIN - ALISON ESPOSITO CON	KATHY C. HOCHUL - ANTONIO DELGADO WOR	SCATTER	BLANK AND VOID
Leg. Dist. 24							
16	306	207	46	8	44	1	0
17	17	9	4	1	1	0	2
18	313	203	45	10	53	2	0
19	51	33	3	0	15	0	0
20	59	36	6	2	14	0	1
21	67	44	7	0	15	0	1
22	108	71	8	3	26	0	0
23	101	72	4	3	20	2	0
24	17	14	1	0	2	0	0
25	15	9	4	0	1	0	1
26	1	0	0	0	1	0	0
Leg. Dist. 24	4,753	3,254	588	136	715	19	41
Leg. Dist. 25							
1	351	261	53	10	22	1	4
2	172	149	7	0	5	0	11
3	231	191	28	2	7	0	3
4	80	68	5	2	3	1	1
5	155	137	10	2	6	0	0
6	180	118	20	5	37	0	0
7	198	168	11	6	5	0	8
8	173	147	14	2	5	1	4
9	75	69	1	0	4	0	1
10	218	171	20	1	22	0	4
11	66	60	2	0	2	0	2
12	164	108	9	8	35	3	1
13	138	112	7	1	8	1	9
14	128	76	13	6	29	2	2
15	133	116	10	0	4	0	3
16	139	109	15	4	5	0	6
17	100	92	2	2	2	1	1
18	229	191	23	5	5	0	5
19	172	134	22	7	7	0	2
20	126	85	24	7	10	0	0
21	125	99	18	3	2	0	3
22	181	131	19	5	24	2	0
23	30	21	1	0	8	0	0
24	40	28	8	0	2	0	2
25	365	281	45	8	24	3	4
26	49	34	0	1	12	0	2
27	62	43	9	3	5	1	1
28	31	18	3	0	10	0	0
29	39	22	4	3	9	0	1

GOVERNOR AND LIEUTENANT GOVERNOR
DETAIL

LEGISLATIVE DISTRICT OR TOWN	TOTAL VOTES	KATHY C. HOCHUL - ANTONIO DELGADO	LEE ZELDIN - ALISON ESPOSITO	LEE ZELDIN - ALISON ESPOSITO	KATHY C. HOCHUL - ANTONIO DELGADO	SCATTER	BLANK AND VOID
		DEM	REP	CON	WOR		
Leg. Dist. 25							
30	137	107	12	2	16	0	0
31	115	74	13	2	25	1	0
32	3	3	0	0	0	0	0
33	44	24	9	1	10	0	0
Leg. Dist. 25	4,449	3,447	437	98	370	17	80
Leg. Dist. 26							
1	475	250	169	33	18	1	4
2	188	81	85	14	6	1	1
3	158	93	48	8	5	2	2
4	224	107	89	14	10	1	3
5	198	97	72	19	8	1	1
6	176	123	37	9	4	0	3
7	173	101	57	8	3	0	4
8	223	150	52	11	7	0	3
9	227	146	43	13	20	3	2
10	186	126	40	10	8	0	2
11	240	140	81	11	6	0	2
12	281	135	123	14	7	2	0
13	273	112	119	24	15	1	2
14	297	150	100	29	14	1	3
15	175	111	39	9	14	1	1
16	251	122	104	16	9	0	0
17	208	99	82	15	7	0	5
Leg. Dist. 26	3,953	2,143	1,340	257	161	14	38
Leg. Dist. 27							
1	301	213	46	16	16	3	7
2	318	253	28	12	19	0	6
3	262	191	34	10	25	0	2
4	275	212	24	11	25	0	3
5	261	211	22	5	16	0	7
6	200	163	22	0	8	0	7
7	252	195	30	5	21	0	1
8	352	311	18	4	8	2	9
9	279	216	23	4	27	0	9
10	255	196	31	8	19	1	0
11	260	201	29	10	16	0	4
12	180	132	24	7	15	0	2
13	226	198	9	4	10	0	5
14	169	138	15	1	9	2	4
15	210	178	12	3	14	0	3
16	238	195	12	8	18	1	4
17	237	191	27	4	6	1	8

GOVERNOR AND LIEUTENANT GOVERNOR
DETAIL

LEGISLATIVE DISTRICT OR TOWN	TOTAL VOTES	KATHY C. HOCHUL - ANTONIO DELGADO DEM	LEE ZELDIN - ALISON ESPOSITO REP	LEE ZELDIN - ALISON ESPOSITO CON	KATHY C. HOCHUL - ANTONIO DELGADO WOR	SCATTER	BLANK AND VOID
Leg. Dist. 27							
18	207	124	55	11	9	1	7
19	269	228	13	6	14	0	8
20	128	110	7	5	3	0	3
21	116	91	15	1	6	0	3
22	160	98	47	8	4	0	3
23	139	107	13	4	12	0	3
24	0	0	0	0	0	0	0
25	91	54	19	9	3	0	6
26	113	70	32	7	2	0	2
27	0	0	0	0	0	0	0
Leg. Dist. 27	5,498	4,276	607	163	325	11	116
Leg. Dist. 28							
1	166	126	24	8	4	0	4
2	41	17	13	3	3	0	5
3	74	60	10	2	1	0	1
4	130	80	36	2	4	0	8
5	108	71	25	5	4	0	3
6	246	166	50	16	11	1	2
7	283	167	84	17	10	1	4
8	125	95	15	3	4	0	8
9	178	122	42	5	7	0	2
10	53	37	8	6	2	0	0
11	107	71	23	4	4	0	5
12	79	48	21	3	2	0	5
13	139	89	36	10	3	0	1
14	148	107	28	10	1	0	2
15	42	25	10	3	4	0	0
16	153	102	36	4	10	0	1
17	19	11	8	0	0	0	0
18	166	124	25	5	9	2	1
19	2	2	0	0	0	0	0
20	210	125	55	9	15	0	6
21	196	123	44	10	17	0	2
22	80	57	18	1	0	0	4
23	52	44	5	1	2	0	0
Leg. Dist. 28	2,797	1,869	616	127	117	4	64
Leg. Dist. 29							
1	18	11	4	1	2	0	0
2	38	25	5	5	1	0	2
3	9	7	1	0	1	0	0
4	227	149	54	6	14	1	3
5	189	131	43	11	3	0	1

GOVERNOR AND LIEUTENANT GOVERNOR
DETAIL

LEGISLATIVE DISTRICT OR TOWN	TOTAL VOTES	KATHY C. HOCHUL - ANTONIO DELGADO DEM	LEE ZELDIN - ALISON ESPOSITO REP	LEE ZELDIN - ALISON ESPOSITO CON	KATHY C. HOCHUL - ANTONIO DELGADO WOR	SCATTER	BLANK AND VOID
Leg. Dist. 29							
6	89	58	27	1	2	0	1
7	141	83	35	10	12	0	1
8	41	35	6	0	0	0	0
9	295	210	57	14	8	0	6
10	214	159	36	8	4	0	7
11	194	117	50	10	9	0	8
12	198	142	43	6	6	0	1
13	76	65	7	1	1	0	2
14	70	49	17	2	1	0	1
15	147	109	25	6	4	0	3
16	46	38	8	0	0	0	0
17	123	71	39	9	4	0	0
18	252	147	71	8	21	1	4
19	89	61	20	3	3	0	2
20	218	169	30	3	7	1	8
21	236	151	46	19	17	1	2
22	96	79	7	2	1	0	7
23	159	108	39	2	3	0	7
24	230	164	39	9	10	2	6
25	38	33	2	2	1	0	0
26	78	55	12	3	3	0	5
27	0	0	0	0	0	0	0
28	2	2	0	0	0	0	0
29	29	22	6	0	1	0	0
30	14	6	4	1	3	0	0
31	16	10	4	0	0	0	2
32	19	14	3	0	2	0	0
33	226	174	43	4	1	0	4
Leg. Dist. 29	<u>3,817</u>	<u>2,654</u>	<u>783</u>	<u>146</u>	<u>145</u>	<u>6</u>	<u>83</u>
CITY	42,616	29,705	7,268	1,573	3,335	109	626
Brighton							
1	434	317	68	14	32	1	2
2	252	119	92	21	18	1	1
3	310	196	81	11	17	2	3
4	410	275	81	14	37	2	1
5	381	259	71	7	43	1	0
6	531	348	127	17	34	1	4
7	318	199	82	15	21	0	1
8	381	209	144	17	10	0	1
9	357	236	66	20	29	2	4
10	429	306	82	19	21	1	0

GOVERNOR AND LIEUTENANT GOVERNOR
DETAIL

LEGISLATIVE DISTRICT OR TOWN	TOTAL VOTES	KATHY C. HOCHUL - ANTONIO DELGADO DEM	LEE ZELDIN - ALISON ESPOSITO REP	LEE ZELDIN - ALISON ESPOSITO CON	KATHY C. HOCHUL - ANTONIO DELGADO WOR	SCATTER	BLANK AND VOID
Brighton							
11	450	292	97	21	36	0	4
12	484	340	78	22	44	0	0
13	272	196	50	12	12	0	2
14	296	200	42	12	40	0	2
15	324	215	62	27	20	0	0
16	262	144	103	13	2	0	0
17	218	159	44	4	4	0	7
18	357	249	59	10	38	1	0
19	231	177	31	15	8	0	0
20	289	194	57	9	26	3	0
21	321	222	61	8	29	0	1
22	394	280	82	13	15	0	4
23	306	217	54	12	19	1	3
24	414	257	108	26	15	0	8
25	296	191	69	6	30	0	0
26	269	150	93	9	15	2	0
27	290	199	72	7	10	1	1
28	482	326	103	10	39	1	3
29	242	131	87	8	11	1	4
30	541	384	100	22	29	0	6
31	319	241	43	8	25	0	2
32	398	273	64	23	37	0	1
33	418	281	93	16	24	1	3
34	377	243	88	16	25	0	5
35	315	219	61	8	25	1	1
36	328	220	62	14	25	2	5
37	248	180	44	9	12	3	0
38	383	246	90	28	18	0	1
39	314	200	72	16	25	0	1
40	601	431	117	19	31	1	2
41	471	312	112	15	25	3	4
42	117	77	26	3	8	2	1
43	338	208	99	15	13	2	1
44	142	91	35	10	5	0	1
45	223	129	60	13	19	1	1
46	206	154	39	8	4	1	0
Brighton	15,739	10,492	3,451	642	1,025	38	91
Chili							
1	261	104	108	35	7	0	7
2	464	120	260	70	12	1	1
3	388	150	178	42	15	1	2
4	286	100	156	19	10	0	1

GOVERNOR AND LIEUTENANT GOVERNOR
DETAIL

LEGISLATIVE DISTRICT OR TOWN	TOTAL VOTES	KATHY C. HOCHUL - ANTONIO DELGADO DEM	LEE ZELDIN - ALISON ESPOSITO REP	LEE ZELDIN - ALISON ESPOSITO CON	KATHY C. HOCHUL - ANTONIO DELGADO WOR	SCATTER	BLANK AND VOID
Chili							
5	349	132	156	41	18	1	1
6	342	120	162	44	14	0	2
7	234	117	96	13	7	0	1
8	372	127	189	41	13	0	2
9	377	172	156	36	13	0	0
10	224	68	106	36	12	1	1
11	404	150	192	46	15	0	1
12	338	141	154	28	9	1	5
13	505	204	241	48	10	1	1
14	349	115	172	45	16	0	1
15	299	132	128	34	4	1	0
16	716	272	362	61	13	1	7
17	926	349	472	85	15	0	5
18	377	131	195	41	8	1	1
19	319	144	141	24	8	1	1
20	488	237	188	36	26	0	1
21	248	98	112	23	12	0	3
22	451	265	144	25	14	1	2
23	317	126	148	31	11	0	1
24	769	331	340	72	17	1	8
25	273	157	88	15	9	1	3
26	468	125	268	59	13	0	3
27	333	137	143	34	17	0	2
28	287	132	120	29	5	1	0
29	264	94	119	39	12	0	0
30	203	88	82	24	8	0	1
31	351	174	127	33	12	1	4
32	465	173	225	45	19	0	3
Chili	12,447	4,985	5,728	1,254	394	15	71
Clarkson							
1	603	144	371	73	11	3	1
2	66	16	41	8	1	0	0
3	434	182	196	44	10	0	2
4	649	140	403	84	14	1	7
5	768	231	395	115	20	2	5
6	368	126	181	51	7	0	3
Clarkson	2,888	839	1,587	375	63	6	18
East Rochester							
1	335	151	150	21	9	2	2
2	313	151	122	23	17	0	0
3	318	144	123	33	16	1	1
4	303	158	117	7	19	0	2

GOVERNOR AND LIEUTENANT GOVERNOR
DETAIL

LEGISLATIVE DISTRICT OR TOWN	TOTAL VOTES	KATHY C. HOCHUL - ANTONIO DELGADO DEM	LEE ZELDIN - ALISON ESPOSITO REP	LEE ZELDIN - ALISON ESPOSITO CON	KATHY C. HOCHUL - ANTONIO DELGADO WOR	SCATTER	BLANK AND VOID
East Rochester							
5	287	151	97	19	19	1	0
6	376	215	118	24	15	1	3
7	312	152	114	24	17	0	5
East Rochester	2,244	1,122	841	151	112	5	13
Gates							
1	223	112	72	26	12	1	0
2	276	116	133	18	5	2	2
3	277	125	120	17	10	0	5
4	315	127	153	24	8	0	3
5	357	169	137	32	16	0	3
6	301	151	112	21	15	1	1
7	778	285	417	58	15	0	3
8	238	88	123	17	8	0	2
9	332	148	157	20	5	0	2
10	195	96	80	14	3	1	1
11	250	106	112	23	8	0	1
12	208	85	101	14	5	0	3
13	320	130	154	20	13	0	3
14	243	102	116	19	4	2	0
15	480	203	231	33	9	1	3
16	261	134	100	20	4	1	2
17	299	129	129	27	10	0	4
18	372	112	206	44	6	1	3
19	277	119	123	25	7	2	1
20	321	153	133	23	10	0	2
21	286	117	139	15	11	0	4
22	234	116	84	24	9	0	1
23	307	128	144	28	6	0	1
24	722	334	307	50	26	0	5
25	198	69	100	22	6	0	1
26	403	121	224	44	12	0	2
27	414	184	191	28	6	1	4
28	248	96	124	19	6	0	3
29	278	136	115	21	5	1	0
30	212	75	117	14	2	0	4
31	246	100	119	19	6	0	2
32	317	138	136	27	12	0	4
33	147	71	63	8	3	1	1
34	259	88	141	23	5	0	2
35	215	84	102	23	3	0	3
Gates	10,809	4,547	5,015	860	291	15	81
Greece							

GOVERNOR AND LIEUTENANT GOVERNOR
DETAIL

LEGISLATIVE DISTRICT OR TOWN	TOTAL VOTES	KATHY C. HOCHUL - ANTONIO DELGADO DEM	LEE ZELDIN - ALISON ESPOSITO REP	LEE ZELDIN - ALISON ESPOSITO CON	KATHY C. HOCHUL - ANTONIO DELGADO WOR	SCATTER	BLANK AND VOID
Greece							
1	292	99	141	35	8	2	7
2	428	115	247	50	14	2	0
3	229	80	117	25	6	0	1
4	262	120	110	25	3	1	3
5	219	99	98	13	8	1	0
6	188	78	89	13	7	0	1
7	312	116	155	29	10	1	1
8	249	90	113	34	11	0	1
9	283	121	131	19	12	0	0
10	279	105	133	23	14	2	2
11	153	74	66	10	3	0	0
12	182	66	86	20	6	1	3
13	252	111	109	23	9	0	0
14	215	99	89	17	7	0	3
15	297	115	147	25	7	1	2
16	209	82	95	21	8	0	3
17	412	157	210	36	8	0	1
18	365	150	173	33	6	0	3
19	261	107	122	17	13	1	1
20	283	129	122	23	8	0	1
21	290	103	142	31	9	1	4
22	212	81	108	15	6	0	2
23	392	181	155	45	5	1	5
24	448	150	248	30	10	1	9
25	278	121	118	29	9	0	1
26	235	101	98	25	8	1	2
27	567	204	294	48	15	3	3
28	415	129	236	41	7	0	2
29	326	132	153	31	9	0	1
30	212	82	99	19	9	0	3
31	248	89	122	28	8	1	0
32	263	103	123	24	9	3	1
33	398	123	224	37	13	0	1
34	385	137	188	51	6	0	3
35	303	117	141	29	14	1	1
36	374	149	180	29	11	2	3
37	246	87	130	23	4	0	2
38	494	178	242	56	14	0	4
39	204	84	93	19	7	1	0
40	255	119	103	21	11	0	1
41	339	150	148	30	10	0	1
42	299	127	131	26	10	0	5

GOVERNOR AND LIEUTENANT GOVERNOR
DETAIL

LEGISLATIVE DISTRICT OR TOWN	TOTAL VOTES	KATHY C. HOCHUL - ANTONIO DELGADO DEM	LEE ZELDIN - ALISON ESPOSITO REP	LEE ZELDIN - ALISON ESPOSITO CON	KATHY C. HOCHUL - ANTONIO DELGADO WOR	SCATTER	BLANK AND VOID
Greece							
43	428	131	230	57	9	0	1
44	472	192	216	45	11	3	5
45	570	165	343	44	11	1	6
46	221	108	79	23	9	1	1
47	292	127	120	35	8	2	0
48	218	77	119	17	4	0	1
49	222	96	96	23	5	0	2
50	294	116	143	27	8	0	0
51	195	76	98	16	5	0	0
52	428	174	204	36	13	1	0
53	228	107	97	17	4	0	3
54	415	117	241	51	4	0	2
55	249	84	146	17	1	0	1
56	366	161	172	22	8	2	1
57	318	111	163	30	11	0	3
58	412	163	199	37	10	0	3
59	182	102	53	14	9	2	2
60	270	117	125	20	4	0	4
61	303	130	127	33	8	1	4
62	395	152	187	42	11	0	3
63	338	142	145	31	13	4	3
64	278	111	137	17	10	2	1
65	342	161	148	23	2	0	8
66	174	69	85	14	4	1	1
67	290	87	163	29	10	0	1
68	373	121	191	51	10	0	0
69	215	74	109	22	8	0	2
70	1,123	341	647	112	19	0	4
71	403	177	181	33	7	2	3
72	500	202	232	52	10	0	4
73	146	60	69	15	2	0	0
74	274	129	122	14	5	1	3
75	225	100	101	18	4	0	2
76	305	101	169	31	3	0	1
77	330	141	149	30	7	0	3
78	220	88	98	28	4	0	2
79	722	255	369	77	12	2	7
80	456	167	230	43	9	3	4
81	221	87	105	18	8	1	2
82	365	191	128	29	14	0	3
83	176	71	70	24	8	0	3
84	413	161	195	40	14	1	2

GOVERNOR AND LIEUTENANT GOVERNOR
DETAIL

LEGISLATIVE DISTRICT OR TOWN	TOTAL VOTES	KATHY C. HOCHUL - ANTONIO DELGADO DEM	LEE ZELDIN - ALISON ESPOSITO REP	LEE ZELDIN - ALISON ESPOSITO CON	KATHY C. HOCHUL - ANTONIO DELGADO WOR	SCATTER	BLANK AND VOID
Greece							
85	412	160	206	38	7	0	1
86	405	138	217	43	3	1	3
87	290	132	124	26	3	0	5
88	443	192	198	39	13	0	1
89	271	109	143	15	4	0	0
90	440	142	229	61	6	1	1
91	649	241	329	71	6	0	2
92	547	218	265	43	15	2	4
93	447	209	192	39	6	0	1
94	389	159	178	37	11	1	3
95	250	114	114	14	6	2	0
96	392	195	155	34	5	0	3
97	616	233	314	55	3	5	6
98	544	213	262	45	20	1	3
99	406	128	222	47	5	1	3
100	547	226	262	39	14	3	3
101	231	74	127	25	5	0	0
102	546	199	291	44	7	1	4
103	404	143	192	52	16	0	1
104	278	93	148	33	2	0	2
105	463	170	222	52	12	1	6
106	330	107	181	37	3	0	2
107	290	76	179	26	8	1	0
108	354	112	197	42	2	1	0
109	540	208	259	60	7	0	6
Greece	37,404	14,393	18,236	3,552	897	78	248
Hamlin							
1	373	107	223	34	9	0	0
2	408	100	240	56	9	0	3
3	423	102	256	55	7	1	2
4	307	57	206	39	5	0	0
5	373	89	219	58	5	0	2
6	312	89	186	26	7	4	0
7	499	148	270	68	11	1	1
8	257	54	163	31	6	1	2
9	222	60	136	21	2	0	3
10	439	115	258	50	8	2	6
Hamlin	3,613	921	2,157	438	69	9	19
Henrietta							
1	437	195	199	27	12	2	2
2	405	189	156	35	20	3	2
3	192	115	51	12	12	0	2

GOVERNOR AND LIEUTENANT GOVERNOR
DETAIL

LEGISLATIVE DISTRICT OR TOWN	TOTAL VOTES	KATHY C. HOCHUL - ANTONIO DELGADO DEM	LEE ZELDIN - ALISON ESPOSITO REP	LEE ZELDIN - ALISON ESPOSITO CON	KATHY C. HOCHUL - ANTONIO DELGADO WOR	SCATTER	BLANK AND VOID
Henrietta							
4	391	233	119	19	16	2	2
5	376	168	151	41	13	2	1
6	322	143	136	33	10	0	0
7	295	150	106	28	8	0	3
8	303	131	135	25	9	2	1
9	235	134	80	17	3	0	1
10	364	163	151	36	9	1	4
11	304	153	116	19	8	1	7
12	330	160	128	29	11	2	0
13	660	363	227	43	20	1	6
14	285	154	94	28	5	2	2
15	583	317	196	35	29	0	6
16	210	102	80	15	10	0	3
17	394	220	121	35	13	2	3
18	394	198	157	24	14	1	0
19	317	160	118	21	14	3	1
20	596	312	211	43	24	1	5
21	286	142	110	23	10	1	0
22	541	296	191	39	12	0	3
23	370	189	116	39	20	0	6
24	468	264	137	33	30	2	2
25	347	154	136	43	10	2	2
26	782	379	292	82	25	2	2
27	567	284	223	42	13	3	2
28	459	212	181	44	18	1	3
29	1,295	647	505	92	39	1	11
30	865	477	288	57	35	0	8
31	275	149	97	22	7	0	0
32	614	388	160	35	22	2	7
33	261	116	108	22	15	0	0
34	231	111	97	13	7	0	3
35	515	238	214	45	16	0	2
Henrietta	15,269	7,806	5,587	1,196	539	39	102
Irondequoit							
1	457	249	151	37	17	1	2
2	275	123	114	22	14	1	1
3	380	180	154	29	16	0	1
4	138	70	59	6	2	0	1
5	321	175	104	19	22	0	1
6	532	305	151	41	31	2	2
7	455	245	147	41	20	0	2
8	369	168	146	38	15	1	1

GOVERNOR AND LIEUTENANT GOVERNOR
DETAIL

LEGISLATIVE DISTRICT OR TOWN	TOTAL VOTES	KATHY C. HOCHUL - ANTONIO DELGADO DEM	LEE ZELDIN - ALISON ESPOSITO REP	LEE ZELDIN - ALISON ESPOSITO CON	KATHY C. HOCHUL - ANTONIO DELGADO WOR	SCATTER	BLANK AND VOID
Irondequoit							
9	351	156	156	20	15	1	3
10	363	199	123	29	11	0	1
11	200	104	73	13	9	0	1
12	306	181	92	15	15	1	2
13	454	272	121	23	31	1	6
14	485	217	202	34	26	2	4
15	417	215	157	19	19	0	7
16	604	319	214	35	28	3	5
17	239	135	69	11	17	1	6
18	354	177	132	21	20	0	4
19	402	262	98	13	25	1	3
20	302	152	115	23	12	0	0
21	369	206	112	24	25	2	0
22	400	208	126	34	28	3	1
23	318	173	111	17	14	1	2
24	312	166	95	28	18	1	4
25	334	174	110	33	16	0	1
26	228	123	79	11	12	0	3
27	229	124	85	12	8	0	0
28	325	132	154	33	5	0	1
29	313	170	105	18	15	2	3
30	320	158	122	25	14	0	1
31	442	240	141	21	33	3	4
32	361	212	95	20	32	0	2
33	251	117	99	21	13	0	1
34	524	239	233	34	17	0	1
35	275	166	77	9	21	1	1
36	188	101	66	10	9	0	2
37	297	154	109	19	13	0	2
38	182	106	52	5	16	0	3
39	21	13	6	0	1	0	1
40	258	138	86	22	10	0	2
41	359	206	110	19	23	1	0
42	391	172	168	35	15	0	1
43	288	147	95	28	16	0	2
44	613	288	268	35	20	0	2
45	228	115	87	16	7	0	3
46	314	143	150	11	10	0	0
47	133	59	58	12	3	0	1
48	288	149	108	19	9	1	2
49	480	245	180	29	24	0	2
50	231	127	84	8	8	0	4

GOVERNOR AND LIEUTENANT GOVERNOR
DETAIL

LEGISLATIVE DISTRICT OR TOWN	TOTAL VOTES	KATHY C. HOCHUL - ANTONIO DELGADO	LEE ZELDIN - ALISON ESPOSITO	LEE ZELDIN - ALISON ESPOSITO	KATHY C. HOCHUL - ANTONIO DELGADO	SCATTER	BLANK AND VOID
		DEM	REP	CON	WOR		
Irondequoit							
51	411	219	136	31	21	2	2
52	340	182	112	24	17	3	2
53	308	141	133	14	16	0	4
54	126	66	47	10	1	0	2
55	382	226	108	23	19	0	6
56	261	145	80	17	18	0	1
57	470	249	169	29	16	3	4
58	368	202	122	24	17	0	3
59	312	144	128	26	13	0	1
60	320	145	130	29	14	1	1
61	440	211	166	31	28	0	4
62	377	215	123	24	14	1	0
63	263	134	94	18	14	1	2
64	184	120	49	7	5	1	2
65	218	119	80	8	9	1	1
66	142	89	45	4	0	2	2
67	239	95	109	19	12	1	3
68	290	148	116	13	11	0	2
Irondequoit	22,127	11,525	7,896	1,448	1,065	46	147
Mendon							
1	640	308	249	65	15	1	2
2	583	309	204	41	27	0	2
3	617	285	247	65	18	0	2
4	455	230	174	28	18	1	4
5	606	293	230	57	22	1	3
6	610	239	288	66	11	1	5
7	653	275	298	65	12	0	3
8	258	120	115	13	9	0	1
9	488	221	205	46	9	0	7
Mendon	4,910	2,280	2,010	446	141	4	29
Ogden							
1	414	186	174	47	6	0	1
2	389	138	206	33	7	1	4
3	682	232	365	62	17	2	4
4	387	120	222	41	4	0	0
5	408	130	216	48	13	0	1
6	550	205	282	46	11	1	5
7	290	65	174	41	9	0	1
8	484	168	261	41	10	1	3
9	413	161	201	32	13	0	6
10	412	143	217	40	9	0	3
11	470	133	262	64	9	1	1

GOVERNOR AND LIEUTENANT GOVERNOR
DETAIL

LEGISLATIVE DISTRICT OR TOWN	TOTAL VOTES	KATHY C. HOCHUL - ANTONIO DELGADO	LEE ZELDIN - ALISON ESPOSITO	LEE ZELDIN - ALISON ESPOSITO	KATHY C. HOCHUL - ANTONIO DELGADO	SCATTER	BLANK AND VOID
		DEM	REP	CON	WOR		
Ogden							
12	632	165	374	75	11	1	6
13	445	158	225	37	17	0	8
14	379	136	193	38	10	0	2
15	603	177	353	62	9	0	2
16	302	63	193	41	5	0	0
17	401	100	224	62	12	1	2
18	628	239	294	61	27	5	2
19	470	164	245	47	12	0	2
20	518	150	279	74	12	0	3
Ogden	9,277	3,033	4,960	992	223	13	56
Parma							
1	539	171	278	72	16	0	2
2	558	161	304	76	13	0	4
3	412	108	244	47	11	1	1
4	479	84	315	59	17	2	2
5	292	85	166	33	6	0	2
6	249	53	154	35	5	0	2
7	414	114	244	44	7	1	4
8	519	188	257	57	13	0	4
9	509	123	313	59	10	3	1
10	437	101	261	62	11	0	2
11	500	167	256	62	12	1	2
12	528	173	281	48	20	2	4
13	970	249	609	91	14	0	7
14	364	111	210	36	3	1	3
15	563	137	339	60	19	1	7
Parma	7,333	2,025	4,231	841	177	12	47
Penfield							
1	205	105	74	15	10	0	1
2	367	190	131	25	20	0	1
3	433	189	194	36	13	0	1
4	681	255	319	90	15	0	2
5	486	253	179	32	20	0	2
6	370	144	187	30	9	0	0
7	391	224	115	30	19	0	3
8	211	79	111	18	2	0	1
9	472	310	116	27	14	1	4
10	303	155	113	21	14	0	0
11	260	110	123	18	9	0	0
12	407	239	121	26	17	0	4
13	598	277	255	51	12	0	3
14	551	174	291	69	14	2	1

GOVERNOR AND LIEUTENANT GOVERNOR
DETAIL

LEGISLATIVE DISTRICT OR TOWN	TOTAL VOTES	KATHY C. HOCHUL - ANTONIO DELGADO	LEE ZELDIN - ALISON ESPOSITO	LEE ZELDIN - ALISON ESPOSITO	KATHY C. HOCHUL - ANTONIO DELGADO	SCATTER	BLANK AND VOID
		DEM	REP	CON	WOR		
Penfield							
15	657	351	244	41	12	3	6
16	187	98	65	12	12	0	0
17	430	220	160	31	18	0	1
18	302	157	115	18	11	1	0
19	594	307	214	42	25	0	6
20	500	240	203	34	19	1	3
21	477	267	153	34	17	2	4
22	460	283	128	24	21	1	3
23	654	339	243	48	21	2	1
24	570	274	206	56	27	1	6
25	358	153	159	36	8	0	2
26	283	118	124	24	15	0	2
27	447	246	153	35	9	1	3
28	359	170	140	40	7	0	2
29	562	307	184	39	26	1	5
30	900	397	391	83	24	0	5
31	383	211	142	20	10	0	0
32	179	118	47	10	4	0	0
33	386	189	138	35	24	0	0
34	572	260	259	37	14	1	1
35	620	334	216	38	27	2	3
36	447	244	152	28	20	2	1
37	890	364	432	71	17	1	5
38	290	125	137	17	10	0	1
39	329	156	130	31	10	0	2
40	420	195	193	25	5	1	1
41	578	255	268	39	10	2	4
42	464	168	247	41	8	0	0
Penfield	19,033	9,250	7,572	1,477	619	25	90
Perinton							
1	746	359	311	56	16	1	3
2	518	289	171	36	18	0	4
3	365	189	131	35	6	0	4
4	401	223	128	28	20	0	2
5	213	122	64	12	14	0	1
6	353	225	82	23	18	1	4
7	495	258	180	33	23	0	1
8	414	226	145	27	16	0	0
9	569	266	239	48	15	1	0
10	493	283	165	26	17	0	2
11	282	141	104	25	10	1	1
12	405	228	133	29	13	0	2

GOVERNOR AND LIEUTENANT GOVERNOR
DETAIL

LEGISLATIVE DISTRICT OR TOWN	TOTAL VOTES	KATHY C. HOCHUL - ANTONIO DELGADO DEM	LEE ZELDIN - ALISON ESPOSITO REP	LEE ZELDIN - ALISON ESPOSITO CON	KATHY C. HOCHUL - ANTONIO DELGADO WOR	SCATTER	BLANK AND VOID
Perinton							
13	382	204	140	30	8	0	0
14	408	210	158	24	9	3	4
15	472	237	181	31	21	1	1
16	347	180	123	30	12	1	1
17	420	248	123	25	19	2	3
18	399	194	152	30	16	2	5
19	361	184	135	25	13	1	3
20	391	208	143	28	10	0	2
21	475	256	153	38	25	0	3
22	302	142	111	30	15	1	3
23	602	329	209	37	23	0	4
24	622	323	239	37	15	1	7
25	346	202	96	24	20	0	4
26	447	237	167	31	9	2	1
27	375	199	142	24	8	0	2
28	348	180	137	17	10	0	4
29	274	139	103	19	10	1	2
30	460	256	152	32	17	0	3
31	497	258	183	30	21	2	3
32	361	193	121	30	16	0	1
33	430	262	122	24	21	1	0
34	547	297	198	33	14	0	5
35	355	168	129	37	17	2	2
36	300	158	109	20	12	0	1
37	478	258	172	34	12	0	2
38	564	278	222	40	18	3	3
39	548	255	234	39	15	1	4
40	345	180	125	17	20	1	2
41	234	120	86	21	7	0	0
42	392	191	153	33	9	4	2
43	822	429	318	51	18	2	4
44	319	156	123	22	16	0	2
45	800	411	298	65	23	1	2
46	228	136	69	12	9	1	1
47	487	237	199	32	16	1	2
48	379	212	124	33	7	1	2
49	349	181	125	35	7	0	1
50	86	48	29	4	5	0	0
51	516	207	258	40	9	1	1
52	525	294	188	22	14	0	7
53	359	200	118	23	16	0	2
54	819	383	369	46	17	2	2

GOVERNOR AND LIEUTENANT GOVERNOR
DETAIL

LEGISLATIVE DISTRICT OR TOWN	TOTAL VOTES	KATHY C. HOCHUL - ANTONIO DELGADO	LEE ZELDIN - ALISON ESPOSITO	LEE ZELDIN - ALISON ESPOSITO	KATHY C. HOCHUL - ANTONIO DELGADO	SCATTER	BLANK AND VOID
		DEM	REP	CON	WOR		
Perinton							
55	391	202	157	18	12	0	2
56	788	381	332	51	21	0	3
Perinton	24,604	12,832	9,078	1,702	818	42	132
Pittsford							
1	348	208	101	18	18	2	1
2	376	235	98	17	20	2	4
3	590	380	166	21	19	1	3
4	524	322	150	39	12	0	1
5	320	212	66	27	10	2	3
6	250	174	57	7	9	0	3
7	196	122	52	10	11	0	1
8	408	209	166	26	6	0	1
9	404	208	152	27	14	0	3
10	613	339	215	33	23	0	3
11	366	190	134	24	16	0	2
12	458	261	162	21	12	0	2
13	280	149	86	21	22	1	1
14	506	270	187	28	15	2	4
15	295	148	112	15	17	2	1
16	353	207	108	15	18	1	4
17	488	311	133	22	21	0	1
18	365	221	108	16	14	0	6
19	249	108	103	31	5	0	2
20	436	260	132	29	13	0	2
21	413	267	113	19	12	0	2
22	499	294	151	30	21	0	3
23	357	186	127	33	7	2	2
24	454	282	142	20	6	0	4
25	483	287	155	27	10	0	4
26	423	225	149	33	13	1	2
27	379	232	122	14	9	1	1
28	414	248	141	12	11	1	1
29	389	187	156	29	15	2	0
30	387	239	122	14	10	1	1
31	505	304	173	15	12	0	1
32	463	261	160	20	20	0	2
33	783	456	266	34	25	0	2
34	668	392	219	41	12	0	4
Pittsford	14,442	8,394	4,684	788	478	21	77
Riga							
1	733	257	370	76	22	0	8
2	630	193	336	85	14	1	1

GOVERNOR AND LIEUTENANT GOVERNOR
DETAIL

LEGISLATIVE DISTRICT OR TOWN	TOTAL VOTES	KATHY C. HOCHUL - ANTONIO DELGADO DEM	LEE ZELDIN - ALISON ESPOSITO REP	LEE ZELDIN - ALISON ESPOSITO CON	KATHY C. HOCHUL - ANTONIO DELGADO WOR	SCATTER	BLANK AND VOID
Riga							
3	318	118	159	33	5	1	2
4	456	116	252	71	11	1	5
5	438	103	274	52	7	0	2
6	411	92	232	78	8	0	1
Riga	2,986	879	1,623	395	67	3	19
Rush							
1	525	208	218	76	22	1	0
2	360	105	197	45	8	0	5
3	478	215	196	44	20	2	1
4	574	219	262	65	23	3	2
Rush	1,937	747	873	230	73	6	8
Sweden							
1	444	193	184	45	15	1	6
2	168	81	56	18	11	1	1
3	430	222	154	38	11	1	4
4	505	206	211	70	13	3	2
5	113	58	43	4	7	1	0
6	373	155	163	40	12	0	3
7	365	160	142	44	13	4	2
8	384	110	212	48	11	0	3
9	375	142	186	32	11	1	3
10	653	161	370	102	13	3	4
11	128	66	48	11	3	0	0
12	393	129	200	56	7	0	1
Sweden	4,331	1,683	1,969	508	127	15	29
Webster							
1	401	184	168	34	10	1	4
2	610	294	252	41	20	1	2
3	508	261	191	39	15	1	1
4	240	105	96	29	7	2	1
5	457	203	204	33	16	0	1
6	343	158	144	25	15	0	1
7	528	221	244	43	17	1	2
8	421	175	193	39	11	1	2
9	425	161	207	37	19	1	0
10	951	381	438	93	33	2	4
11	522	190	275	42	14	0	1
12	583	234	277	53	12	2	5
13	438	189	206	25	15	0	3
14	370	184	152	26	6	0	2
15	336	157	140	25	12	1	1

GOVERNOR AND LIEUTENANT GOVERNOR
DETAIL

LEGISLATIVE DISTRICT OR TOWN	TOTAL VOTES	KATHY C. HOCHUL - ANTONIO DELGADO DEM	LEE ZELDIN - ALISON ESPOSITO REP	LEE ZELDIN - ALISON ESPOSITO CON	KATHY C. HOCHUL - ANTONIO DELGADO WOR	SCATTER	BLANK AND VOID
Webster							
16	562	256	247	48	9	0	2
17	390	135	199	40	14	1	1
18	326	143	147	24	10	1	1
19	695	265	346	63	16	2	3
20	791	277	433	57	15	4	5
21	568	249	255	52	10	1	1
22	443	165	210	44	21	1	2
23	390	170	157	46	13	2	2
24	1,281	540	586	114	32	1	8
25	737	305	357	54	14	3	4
26	509	216	236	39	15	1	2
27	751	327	339	66	13	1	5
28	451	196	205	36	13	1	0
29	269	139	100	19	7	2	2
30	269	123	117	15	10	0	4
31	469	174	230	48	14	0	3
32	614	239	297	67	7	1	3
33	429	174	187	58	8	0	2
34	265	112	128	18	4	2	1
35	297	129	120	37	10	0	1
36	366	174	150	32	7	1	2
37	747	327	329	66	25	0	0
38	450	227	180	25	12	0	6
39	436	229	164	32	10	1	0
40	429	220	165	27	12	1	4
41	703	305	312	60	21	0	5
42	570	258	246	47	16	2	1
43	405	175	192	26	8	2	2
Webster	21,745	9,346	9,821	1,844	588	44	102
Wheatland							
1	401	172	178	34	13	2	2
2	421	120	243	51	5	0	2
3	485	209	210	45	12	4	5
4	416	177	182	36	15	1	5
5	506	130	299	66	8	0	3
Wheatland	2,229	808	1,112	232	53	7	17
TOWNS	235,367	107,907	98,431	19,371	7,819	443	1,396
GRAND TOTAL:	277,983	137,612	105,699	20,944	11,154	552	2,022

COMPTROLLER
SUMMARY

LEGISLATIVE DISTRICT OR TOWN	TOTAL VOTES	THOMAS P. DINAPOLI DEM	PAUL RODRIGUEZ REP	PAUL RODRIGUEZ CON	THOMAS P. DINAPOLI WOR	SCATTER	BLANK AND VOID
Leg. Dist. 07	652	325	209	41	47	0	30
Leg. Dist. 16	12	11	1	0	0	0	0
Leg. Dist. 21	5,808	3,969	809	221	603	1	205
Leg. Dist. 22	2,806	2,115	256	65	138	0	232
Leg. Dist. 23	8,071	5,420	1,269	304	909	6	163
Leg. Dist. 24	4,753	3,164	543	138	801	2	105
Leg. Dist. 25	4,449	3,296	374	85	421	4	269
Leg. Dist. 26	3,953	2,236	1,122	236	226	3	130
Leg. Dist. 27	5,498	4,110	508	147	386	5	342
Leg. Dist. 28	2,797	1,820	537	131	139	1	169
Leg. Dist. 29	3,817	2,539	680	145	195	2	256
CITY	42,616	29,005	6,308	1,513	3,865	24	1,901
Brighton	15,739	10,545	3,188	629	1,150	7	220
Chili	12,447	5,365	5,091	1,248	486	3	254
Clarkson	2,888	937	1,440	356	98	1	56
East Rochester	2,244	1,179	742	142	133	1	47
Gates	10,809	4,878	4,419	805	437	8	262
Greece	37,404	15,627	16,171	3,363	1,355	21	867
Hamlin	3,613	1,071	1,930	410	110	6	86
Henrietta	15,269	8,132	5,007	1,142	687	3	298
Irondequoit	22,127	12,074	6,856	1,421	1,311	10	455
Mendon	4,910	2,346	1,866	437	172	1	88
Ogden	9,277	3,380	4,442	936	336	1	182
Parma	7,333	2,269	3,841	790	256	2	175
Penfield	19,033	9,584	6,908	1,437	805	11	288
Perinton	24,604	13,308	8,254	1,636	994	9	403
Pittsford	14,442	8,523	4,370	803	525	3	218
Riga	2,986	960	1,464	372	123	2	65
Rush	1,937	797	796	217	92	2	33
Sweden	4,331	1,795	1,807	496	170	1	62
Webster	21,745	9,947	8,875	1,737	793	11	382
Wheatland	2,229	884	1,001	233	73	2	36
TOWNS	235,367	113,601	88,468	18,610	10,106	105	4,477
GRAND TOTAL:	277,983	142,606	94,776	20,123	13,971	129	6,378

COMPTROLLER
DETAIL

LEGISLATIVE DISTRICT OR TOWN	TOTAL VOTES	THOMAS P. DINAPOLI DEM	PAUL RODRIGUEZ REP	PAUL RODRIGUEZ CON	THOMAS P. DINAPOLI WOR	SCATTER	BLANK AND VOID
Leg. Dist. 07							
1	422	202	150	21	35	0	14
2	230	123	59	20	12	0	16
Leg. Dist. 07	652	325	209	41	47	0	30
Leg. Dist. 16							
1	12	11	1	0	0	0	0
Leg. Dist. 16	12	11	1	0	0	0	0
Leg. Dist. 21							
1	281	164	51	17	43	1	5
2	207	132	34	11	26	0	4
3	139	89	30	7	11	0	2
4	120	84	17	3	5	0	11
5	186	132	16	7	27	0	4
6	274	192	30	6	37	0	9
7	366	234	62	12	44	0	14
8	121	82	7	1	28	0	3
9	366	228	60	15	58	0	5
10	390	308	42	10	21	0	9
11	154	108	19	8	4	0	15
12	555	373	81	20	63	0	18
13	192	128	15	9	31	0	9
14	92	63	12	2	11	0	4
15	224	160	26	11	21	0	6
16	82	46	16	6	3	0	11
17	211	150	24	8	24	0	5
18	120	88	10	7	6	0	9
19	66	49	11	2	1	0	3
20	136	96	20	10	8	0	2
21	167	126	27	4	7	0	3
22	206	150	21	4	14	0	17
23	190	125	32	5	18	0	10
24	394	252	72	21	43	0	6
25	158	121	15	3	11	0	8
26	80	55	6	2	12	0	5
27	100	78	8	0	10	0	4
28	38	19	11	2	6	0	0
29	95	73	12	6	3	0	1
30	16	12	2	0	0	0	2
31	82	52	20	2	7	0	1
Leg. Dist. 21	5,808	3,969	809	221	603	1	205
Leg. Dist. 22							
1	193	139	29	3	6	0	16

COMPTROLLER
DETAIL

LEGISLATIVE DISTRICT OR TOWN	TOTAL VOTES	THOMAS P. DINAPOLI DEM	PAUL RODRIGUEZ REP	PAUL RODRIGUEZ CON	THOMAS P. DINAPOLI WOR	SCATTER	BLANK AND VOID
Leg. Dist. 22							
2	40	23	6	0	2	0	9
3	89	60	10	6	2	0	11
4	63	48	4	2	2	0	7
5	100	82	7	1	1	0	9
6	104	90	3	1	1	0	9
7	39	22	3	2	3	0	9
8	114	77	19	3	6	0	9
9	75	63	3	1	3	0	5
10	99	81	6	0	2	0	10
11	186	142	9	2	16	0	17
12	87	67	7	1	1	0	11
13	42	31	1	1	3	0	6
14	108	90	11	0	4	0	3
15	102	80	7	4	4	0	7
16	45	38	4	1	1	0	1
17	50	41	2	1	2	0	4
18	57	45	5	2	2	0	3
19	36	30	0	1	1	0	4
20	143	100	14	2	5	0	22
21	63	42	7	1	8	0	5
22	130	95	18	3	4	0	10
23	64	54	1	0	3	0	6
24	55	43	5	3	2	0	2
25	385	279	44	16	30	0	16
26	140	98	17	4	15	0	6
27	148	119	9	2	9	0	9
28	16	11	0	1	0	0	4
29	0	0	0	0	0	0	0
30	33	25	5	1	0	0	2
31	0	0	0	0	0	0	0
32	0	0	0	0	0	0	0
Leg. Dist. 22	2,806	2,115	256	65	138	0	232
Leg. Dist. 23							
1	145	100	30	5	8	0	2
2	253	160	41	7	42	1	2
3	202	127	32	6	31	0	6
4	417	284	62	20	44	0	7
5	169	121	19	5	19	0	5
6	176	118	28	5	21	0	4
7	328	232	35	10	45	2	4
8	304	216	42	6	38	0	2
9	204	140	31	8	23	0	2

COMPTROLLER
DETAIL

LEGISLATIVE DISTRICT OR TOWN	TOTAL VOTES	THOMAS P. DINAPOLI DEM	PAUL RODRIGUEZ REP	PAUL RODRIGUEZ CON	THOMAS P. DINAPOLI WOR	SCATTER	BLANK AND VOID
Leg. Dist. 23							
10	231	153	32	7	38	0	1
11	278	193	38	4	41	0	2
12	345	234	59	11	33	0	8
13	279	186	51	14	20	0	8
14	305	207	50	11	31	0	6
15	238	152	34	6	43	0	3
16	154	101	23	10	17	0	3
17	343	245	45	11	31	2	9
18	577	383	90	28	61	0	15
19	306	185	71	14	22	0	14
20	332	234	36	19	40	0	3
21	296	200	44	13	32	0	7
22	234	157	51	7	18	0	1
23	95	70	8	3	9	0	5
24	228	141	51	9	18	0	9
25	431	281	80	17	45	1	7
26	471	315	83	19	46	0	8
27	250	172	31	18	26	0	3
28	330	205	49	11	55	0	10
29	40	26	7	0	4	0	3
30	2	0	0	0	0	0	2
31	94	72	13	0	7	0	2
32	14	10	3	0	1	0	0
33	0	0	0	0	0	0	0
34	0	0	0	0	0	0	0
Leg. Dist. 23	8,071	5,420	1,269	304	909	6	163
Leg. Dist. 24							
1	377	262	28	8	72	0	7
2	188	129	19	2	36	0	2
3	198	138	19	9	32	0	0
4	380	255	36	8	73	1	7
5	244	168	33	12	24	0	7
6	215	148	30	7	26	0	4
7	143	93	28	9	11	1	1
8	212	138	28	6	36	0	4
9	184	127	30	9	15	0	3
10	415	270	37	10	92	0	6
11	102	69	17	3	4	0	9
12	34	22	6	0	1	0	5
13	334	225	27	6	71	0	5
14	341	213	35	8	77	0	8
15	331	220	53	13	28	0	17

COMPTROLLER
DETAIL

LEGISLATIVE DISTRICT OR TOWN	TOTAL VOTES	THOMAS P. DINAPOLI DEM	PAUL RODRIGUEZ REP	PAUL RODRIGUEZ CON	THOMAS P. DINAPOLI WOR	SCATTER	BLANK AND VOID
Leg. Dist. 24							
16	306	204	40	9	49	0	4
17	17	7	5	1	1	0	3
18	313	204	37	10	59	0	3
19	51	32	4	0	15	0	0
20	59	32	6	1	16	0	4
21	67	42	8	0	16	0	1
22	108	72	8	4	23	0	1
23	101	70	4	3	20	0	4
24	17	14	1	0	2	0	0
25	15	10	4	0	1	0	0
26	1	0	0	0	1	0	0
Leg. Dist. 24	4,753	3,164	543	138	801	2	105
Leg. Dist. 25							
1	351	262	39	7	26	0	17
2	172	133	10	0	9	0	20
3	231	180	19	4	8	0	20
4	80	63	3	3	5	0	6
5	155	125	7	3	7	0	13
6	180	121	12	4	41	0	2
7	198	157	6	6	6	0	23
8	173	144	9	1	6	0	13
9	75	60	3	0	2	0	10
10	218	161	19	2	24	0	12
11	66	55	0	0	2	0	9
12	164	105	10	8	38	2	1
13	138	110	8	2	9	0	9
14	128	79	13	4	32	0	0
15	133	110	8	0	5	0	10
16	139	98	10	3	10	0	18
17	100	89	2	2	1	0	6
18	229	181	18	5	7	0	18
19	172	131	22	7	10	0	2
20	126	92	18	3	12	0	1
21	125	89	17	2	3	0	14
22	181	132	16	3	27	0	3
23	30	21	1	0	8	0	0
24	40	25	10	1	2	0	2
25	365	254	48	6	31	1	25
26	49	36	0	1	11	0	1
27	62	40	7	2	6	0	7
28	31	18	3	0	10	0	0
29	39	25	2	3	8	0	1

COMPTROLLER
DETAIL

LEGISLATIVE DISTRICT OR TOWN	TOTAL VOTES	THOMAS P. DINAPOLI DEM	PAUL RODRIGUEZ REP	PAUL RODRIGUEZ CON	THOMAS P. DINAPOLI WOR	SCATTER	BLANK AND VOID
Leg. Dist. 25							
30	137	99	11	1	20	0	6
31	115	74	14	1	25	1	0
32	3	2	1	0	0	0	0
33	44	25	8	1	10	0	0
Leg. Dist. 25	4,449	3,296	374	85	421	4	269
Leg. Dist. 26							
1	475	255	150	31	31	0	8
2	188	94	68	11	8	0	7
3	158	89	43	10	7	0	9
4	224	115	65	17	16	0	11
5	198	106	57	15	12	0	8
6	176	113	31	9	10	0	13
7	173	103	48	8	8	0	6
8	223	157	43	10	9	0	4
9	227	145	40	16	19	1	6
10	186	118	34	12	11	0	11
11	240	147	68	11	9	0	5
12	281	142	103	15	13	1	7
13	273	137	93	17	17	0	9
14	297	170	79	23	18	0	7
15	175	115	33	4	16	0	7
16	251	126	93	17	13	0	2
17	208	104	74	10	9	1	10
Leg. Dist. 26	3,953	2,236	1,122	236	226	3	130
Leg. Dist. 27							
1	301	209	44	17	17	2	12
2	318	244	26	12	17	0	19
3	262	185	33	8	32	0	4
4	275	207	18	8	27	0	15
5	261	208	16	3	21	0	13
6	200	161	10	1	10	0	18
7	252	195	27	3	23	0	4
8	352	277	19	2	13	1	40
9	279	204	18	5	33	0	19
10	255	184	29	9	22	0	11
11	260	189	22	10	19	0	20
12	180	129	17	6	20	0	8
13	226	185	7	3	11	0	20
14	169	125	16	3	12	0	13
15	210	166	5	4	16	1	18
16	238	194	8	8	19	1	8
17	237	183	23	2	11	0	18

COMPTROLLER
DETAIL

LEGISLATIVE DISTRICT OR TOWN	TOTAL VOTES	THOMAS P. DINAPOLI DEM	PAUL RODRIGUEZ REP	PAUL RODRIGUEZ CON	THOMAS P. DINAPOLI WOR	SCATTER	BLANK AND VOID
Leg. Dist. 27							
18	207	127	43	9	14	0	14
19	269	220	8	6	14	0	21
20	128	105	6	5	1	0	11
21	116	89	16	1	6	0	4
22	160	93	40	9	7	0	11
23	139	106	12	2	13	0	6
24	0	0	0	0	0	0	0
25	91	56	15	7	5	0	8
26	113	69	30	4	3	0	7
27	0	0	0	0	0	0	0
Leg. Dist. 27	5,498	4,110	508	147	386	5	342
Leg. Dist. 28							
1	166	122	22	7	5	0	10
2	41	18	12	2	5	0	4
3	74	59	6	4	2	0	3
4	130	69	34	1	9	0	17
5	108	76	22	3	5	0	2
6	246	167	47	14	11	1	6
7	283	170	71	18	9	0	15
8	125	86	12	5	5	0	17
9	178	116	37	6	13	0	6
10	53	35	8	3	4	0	3
11	107	65	20	4	5	0	13
12	79	44	20	2	3	0	10
13	139	90	32	9	5	0	3
14	148	100	22	11	3	0	12
15	42	26	8	5	3	0	0
16	153	100	34	5	9	0	5
17	19	10	7	0	0	0	2
18	166	127	23	4	6	0	6
19	2	2	0	0	0	0	0
20	210	124	44	13	17	0	12
21	196	121	41	11	16	0	7
22	80	55	11	3	1	0	10
23	52	38	4	1	3	0	6
Leg. Dist. 28	2,797	1,820	537	131	139	1	169
Leg. Dist. 29							
1	18	11	3	1	2	0	1
2	38	22	4	5	2	0	5
3	9	5	1	1	0	0	2
4	227	153	48	3	17	0	6
5	189	126	32	11	7	0	13

COMPTROLLER
DETAIL

LEGISLATIVE DISTRICT OR TOWN	TOTAL VOTES	THOMAS P. DINAPOLI DEM	PAUL RODRIGUEZ REP	PAUL RODRIGUEZ CON	THOMAS P. DINAPOLI WOR	SCATTER	BLANK AND VOID
Leg. Dist. 29							
6	89	61	21	3	2	0	2
7	141	85	29	10	12	0	5
8	41	32	6	0	0	0	3
9	295	196	55	14	16	0	14
10	214	157	32	8	4	0	13
11	194	110	47	10	11	0	16
12	198	131	39	4	8	0	16
13	76	61	8	0	3	0	4
14	70	47	13	2	4	0	4
15	147	107	19	7	6	0	8
16	46	37	5	1	2	0	1
17	123	76	27	8	6	0	6
18	252	149	58	8	26	0	11
19	89	61	19	3	2	0	4
20	218	158	27	6	12	0	15
21	236	147	42	16	18	1	12
22	96	67	8	2	2	0	17
23	159	94	39	4	4	0	18
24	230	162	35	7	13	1	12
25	38	32	2	1	2	0	1
26	78	50	8	3	4	0	13
27	0	0	0	0	0	0	0
28	2	2	0	0	0	0	0
29	29	20	6	0	2	0	1
30	14	4	4	1	3	0	2
31	16	9	4	0	1	0	2
32	19	14	1	3	1	0	0
33	226	153	38	3	3	0	29
Leg. Dist. 29	<u>3,817</u>	<u>2,539</u>	<u>680</u>	<u>145</u>	<u>195</u>	<u>2</u>	<u>256</u>
CITY	42,616	29,005	6,308	1,513	3,865	24	1,901
Brighton							
1	434	323	63	12	34	0	2
2	252	122	83	21	20	0	6
3	310	190	83	9	21	1	6
4	410	278	75	14	39	0	4
5	381	253	67	9	45	0	7
6	531	353	119	21	31	0	7
7	318	199	75	10	26	0	8
8	381	214	139	16	11	0	1
9	357	234	66	15	38	0	4
10	429	318	67	20	21	0	3

COMPTROLLER
DETAIL

LEGISLATIVE DISTRICT OR TOWN	TOTAL VOTES	THOMAS P. DINAPOLI DEM	PAUL RODRIGUEZ REP	PAUL RODRIGUEZ CON	THOMAS P. DINAPOLI WOR	SCATTER	BLANK AND VOID
Brighton							
11	450	293	84	25	39	0	9
12	484	339	74	16	52	0	3
13	272	188	53	10	14	0	7
14	296	199	38	11	44	0	4
15	324	222	52	22	24	0	4
16	262	140	103	15	2	0	2
17	218	164	38	6	5	0	5
18	357	254	54	12	36	0	1
19	231	170	36	13	9	0	3
20	289	197	53	10	28	1	0
21	321	221	57	8	30	0	5
22	394	274	79	14	21	0	6
23	306	225	47	12	18	0	4
24	414	262	101	23	18	0	10
25	296	189	60	6	37	0	4
26	269	155	81	11	18	0	4
27	290	205	70	5	10	0	0
28	482	321	93	13	45	0	10
29	242	134	88	4	12	0	4
30	541	380	92	22	34	0	13
31	319	234	43	6	31	0	5
32	398	271	60	20	39	0	8
33	418	286	82	17	28	0	5
34	377	249	76	18	26	0	8
35	315	227	50	9	26	0	3
36	328	220	52	16	29	0	11
37	248	182	37	8	17	3	1
38	383	243	88	25	25	0	2
39	314	199	67	18	25	0	5
40	601	426	112	19	36	1	7
41	471	314	101	18	33	0	5
42	117	85	19	3	8	0	2
43	338	211	92	15	15	0	5
44	142	88	37	8	7	0	2
45	223	136	49	15	20	1	2
46	206	158	33	9	3	0	3
Brighton	15,739	10,545	3,188	629	1,150	7	220
Chili							
1	261	120	88	37	10	0	6
2	464	128	235	68	23	0	10
3	388	163	151	44	19	0	11
4	286	110	142	20	10	0	4

COMPTROLLER
DETAIL

LEGISLATIVE DISTRICT OR TOWN	TOTAL VOTES	THOMAS P. DINAPOLI DEM	PAUL RODRIGUEZ REP	PAUL RODRIGUEZ CON	THOMAS P. DINAPOLI WOR	SCATTER	BLANK AND VOID
Chili							
5	349	152	136	40	15	0	6
6	342	132	143	45	14	0	8
7	234	125	88	11	8	0	2
8	372	138	174	36	15	0	9
9	377	181	143	34	12	0	7
10	224	81	91	37	10	1	4
11	404	168	167	42	19	0	8
12	338	156	136	27	16	0	3
13	505	224	217	45	12	0	7
14	349	123	157	44	19	1	5
15	299	143	106	33	8	0	9
16	716	286	327	71	16	0	16
17	926	376	419	81	24	0	26
18	377	134	181	39	12	0	11
19	319	159	120	21	10	0	9
20	488	255	155	45	25	1	7
21	248	100	99	26	16	0	7
22	451	268	133	21	21	0	8
23	317	135	125	35	14	0	8
24	769	356	303	69	22	0	19
25	273	163	77	15	13	0	5
26	468	141	240	67	14	0	6
27	333	151	124	36	19	0	3
28	287	137	106	29	8	0	7
29	264	104	111	35	11	0	3
30	203	88	80	21	9	0	5
31	351	190	111	30	16	0	4
32	465	178	206	44	26	0	11
Chili	12,447	5,365	5,091	1,248	486	3	254
Clarkson							
1	603	158	345	69	17	1	13
2	66	19	33	8	5	0	1
3	434	187	184	46	10	0	7
4	649	171	360	79	24	0	15
5	768	260	360	104	34	0	10
6	368	142	158	50	8	0	10
Clarkson	2,888	937	1,440	356	98	1	56
East Rochester							
1	335	164	135	17	13	0	6
2	313	156	101	21	26	0	9
3	318	149	109	33	17	0	10
4	303	171	99	7	19	0	7

COMPTROLLER
DETAIL

LEGISLATIVE DISTRICT OR TOWN	TOTAL VOTES	THOMAS P. DINAPOLI DEM	PAUL RODRIGUEZ REP	PAUL RODRIGUEZ CON	THOMAS P. DINAPOLI WOR	SCATTER	BLANK AND VOID
East Rochester							
5	287	154	90	18	19	1	5
6	376	223	105	25	16	0	7
7	312	162	103	21	23	0	3
East Rochester	2,244	1,179	742	142	133	1	47
Gates							
1	223	118	63	24	15	1	2
2	276	126	116	17	9	1	7
3	277	134	101	19	11	1	11
4	315	132	142	19	17	0	5
5	357	183	117	30	16	0	11
6	301	159	100	21	15	0	6
7	778	318	358	59	29	0	14
8	238	107	105	13	10	0	3
9	332	154	140	15	9	0	14
10	195	110	63	15	5	0	2
11	250	112	104	20	10	0	4
12	208	91	81	16	10	0	10
13	320	134	136	16	20	0	14
14	243	114	99	19	7	1	3
15	480	217	203	31	12	1	16
16	261	134	91	17	14	0	5
17	299	131	123	28	14	0	3
18	372	135	178	38	11	0	10
19	277	126	106	27	11	0	7
20	321	156	126	20	13	0	6
21	286	132	121	13	11	0	9
22	234	120	78	22	10	0	4
23	307	131	140	19	12	0	5
24	722	347	273	51	33	0	18
25	198	75	91	20	7	0	5
26	403	133	208	37	17	0	8
27	414	193	166	27	12	0	16
28	248	107	107	18	8	0	8
29	278	142	103	20	8	1	4
30	212	87	97	12	7	0	9
31	246	109	100	19	13	0	5
32	317	148	112	30	22	0	5
33	147	75	53	10	5	1	3
34	259	102	120	22	8	1	6
35	215	86	98	21	6	0	4
Gates	10,809	4,878	4,419	805	437	8	262
Greece							

COMPTROLLER
DETAIL

LEGISLATIVE DISTRICT OR TOWN	TOTAL VOTES	THOMAS P. DINAPOLI DEM	PAUL RODRIGUEZ REP	PAUL RODRIGUEZ CON	THOMAS P. DINAPOLI WOR	SCATTER	BLANK AND VOID
Greece							
1	292	115	124	36	13	0	4
2	428	143	212	47	19	1	6
3	229	93	105	22	9	0	0
4	262	132	100	21	4	0	5
5	219	107	86	12	11	0	3
6	188	82	74	17	8	0	7
7	312	125	136	28	12	0	11
8	249	101	93	31	18	0	6
9	283	133	109	21	13	0	7
10	279	114	114	30	17	0	4
11	153	78	61	6	7	0	1
12	182	75	72	17	9	0	9
13	252	119	96	21	12	0	4
14	215	107	76	18	12	0	2
15	297	130	130	22	9	1	5
16	209	94	81	22	6	1	5
17	412	170	188	34	14	0	6
18	365	169	147	37	10	0	2
19	261	115	101	17	18	0	10
20	283	137	110	19	11	0	6
21	290	114	127	27	11	1	10
22	212	91	93	14	8	0	6
23	392	194	135	42	11	0	10
24	448	163	235	30	12	0	8
25	278	128	104	26	13	0	7
26	235	107	89	22	13	0	4
27	567	231	256	43	18	0	19
28	415	155	204	32	15	0	9
29	326	136	145	30	11	0	4
30	212	89	87	16	13	0	7
31	248	95	102	27	12	0	12
32	263	109	105	27	14	3	5
33	398	144	188	39	19	0	8
34	385	153	166	43	12	0	11
35	303	129	120	27	19	0	8
36	374	157	158	28	17	0	14
37	246	95	116	25	7	0	3
38	494	195	223	44	15	0	17
39	204	90	85	18	10	0	1
40	255	130	88	17	13	0	7
41	339	161	120	33	14	0	11
42	299	123	122	26	15	0	13

COMPTROLLER
DETAIL

LEGISLATIVE DISTRICT OR TOWN	TOTAL VOTES	THOMAS P. DINAPOLI DEM	PAUL RODRIGUEZ REP	PAUL RODRIGUEZ CON	THOMAS P. DINAPOLI WOR	SCATTER	BLANK AND VOID
Greece							
43	428	140	206	53	16	0	13
44	472	200	197	47	19	1	8
45	570	186	314	43	13	0	14
46	221	110	70	20	16	0	5
47	292	129	108	37	14	2	2
48	218	86	108	13	5	0	6
49	222	107	80	22	8	0	5
50	294	124	127	25	11	0	7
51	195	83	88	18	6	0	0
52	428	178	188	30	25	0	7
53	228	115	87	14	6	0	6
54	415	135	213	42	12	0	13
55	249	89	129	19	3	0	9
56	366	174	147	25	8	0	12
57	318	120	143	33	11	0	11
58	412	182	175	33	17	0	5
59	182	109	39	18	8	1	7
60	270	124	114	24	2	0	6
61	303	147	104	33	12	0	7
62	395	153	171	38	15	0	18
63	338	146	132	31	19	0	10
64	278	117	125	17	11	1	7
65	342	166	134	21	8	0	13
66	174	71	76	16	8	0	3
67	290	94	145	28	14	0	9
68	373	139	157	50	20	0	7
69	215	85	91	22	13	0	4
70	1,123	389	568	107	29	1	29
71	403	186	169	25	9	1	13
72	500	215	218	44	14	0	9
73	146	61	66	16	3	0	0
74	274	134	109	14	9	0	8
75	225	102	98	15	5	0	5
76	305	113	152	27	6	0	7
77	330	139	142	27	11	0	11
78	220	91	87	26	9	0	7
79	722	293	315	71	27	1	15
80	456	186	212	34	16	0	8
81	221	93	93	20	10	0	5
82	365	197	117	30	17	0	4
83	176	73	63	20	11	0	9
84	413	174	176	38	14	0	11

COMPTROLLER
DETAIL

LEGISLATIVE DISTRICT OR TOWN	TOTAL VOTES	THOMAS P. DINAPOLI DEM	PAUL RODRIGUEZ REP	PAUL RODRIGUEZ CON	THOMAS P. DINAPOLI WOR	SCATTER	BLANK AND VOID
Greece							
85	412	172	183	38	12	0	7
86	405	156	193	44	5	0	7
87	290	138	117	26	7	0	2
88	443	201	175	41	15	0	11
89	271	121	118	18	7	0	7
90	440	158	205	55	12	1	9
91	649	256	295	71	15	0	12
92	547	245	224	37	28	0	13
93	447	219	171	39	12	0	6
94	389	169	158	32	22	0	8
95	250	117	104	15	10	1	3
96	392	218	134	24	10	0	6
97	616	253	276	50	13	2	22
98	544	229	235	42	24	0	14
99	406	135	207	44	10	0	10
100	547	246	237	42	14	0	8
101	231	79	112	23	13	0	4
102	546	225	255	39	17	1	9
103	404	147	176	48	21	0	12
104	278	99	136	31	7	0	5
105	463	188	203	47	17	1	7
106	330	122	159	34	6	0	9
107	290	95	158	26	7	0	4
108	354	123	179	41	3	0	8
109	540	233	225	56	14	0	12
Greece	37,404	15,627	16,171	3,363	1,355	21	867
Hamlin							
1	373	114	208	29	12	0	10
2	408	110	223	49	16	0	10
3	423	127	220	53	11	0	12
4	307	72	187	36	10	0	2
5	373	104	198	61	7	0	3
6	312	109	164	20	12	3	4
7	499	167	237	63	18	0	14
8	257	74	138	28	9	0	8
9	222	59	128	20	5	0	10
10	439	135	227	51	10	3	13
Hamlin	3,613	1,071	1,930	410	110	6	86
Henrietta							
1	437	204	184	26	19	0	4
2	405	197	144	32	21	0	11
3	192	118	40	16	14	0	4

COMPTROLLER
DETAIL

LEGISLATIVE DISTRICT OR TOWN	TOTAL VOTES	THOMAS P. DINAPOLI DEM	PAUL RODRIGUEZ REP	PAUL RODRIGUEZ CON	THOMAS P. DINAPOLI WOR	SCATTER	BLANK AND VOID
Henrietta							
4	391	237	110	18	16	0	10
5	376	183	138	35	15	0	5
6	322	160	111	25	15	0	11
7	295	151	91	31	11	0	11
8	303	145	121	20	11	0	6
9	235	139	70	16	5	0	5
10	364	174	134	33	15	0	8
11	304	160	105	16	11	0	12
12	330	167	116	27	18	0	2
13	660	378	203	42	22	0	15
14	285	163	82	25	10	0	5
15	583	330	173	35	30	0	15
16	210	100	74	15	15	0	6
17	394	228	101	32	20	1	12
18	394	204	147	22	13	0	8
19	317	169	108	21	16	0	3
20	596	321	182	45	32	0	16
21	286	150	99	21	13	0	3
22	541	302	171	42	16	0	10
23	370	201	102	36	24	0	7
24	468	282	117	31	31	0	7
25	347	163	121	38	21	1	3
26	782	397	268	79	28	0	10
27	567	295	200	42	20	0	10
28	459	218	168	41	24	0	8
29	1,295	670	457	96	48	0	24
30	865	499	251	54	45	1	15
31	275	149	93	18	9	0	6
32	614	398	144	37	26	0	9
33	261	122	94	23	19	0	3
34	231	114	89	16	8	0	4
35	515	244	199	36	26	0	10
Henrietta	15,269	8,132	5,007	1,142	687	3	298
Irondequoit							
1	457	260	131	34	22	0	10
2	275	132	96	24	20	0	3
3	380	185	133	25	26	0	11
4	138	68	55	6	8	0	1
5	321	183	96	16	24	0	2
6	532	315	123	43	45	0	6
7	455	244	136	40	26	0	9
8	369	178	133	33	18	1	6

COMPTROLLER
DETAIL

LEGISLATIVE DISTRICT OR TOWN	TOTAL VOTES	THOMAS P. DINAPOLI DEM	PAUL RODRIGUEZ REP	PAUL RODRIGUEZ CON	THOMAS P. DINAPOLI WOR	SCATTER	BLANK AND VOID
Irondequoit							
9	351	159	145	19	16	1	11
10	363	212	101	26	14	0	10
11	200	106	63	15	13	0	3
12	306	194	70	13	16	0	13
13	454	280	113	20	33	1	7
14	485	228	183	37	31	0	6
15	417	235	129	24	22	0	7
16	604	357	168	38	29	0	12
17	239	139	65	11	19	1	4
18	354	189	113	26	21	0	5
19	402	260	85	12	36	0	9
20	302	153	108	21	14	0	6
21	369	218	91	25	29	1	5
22	400	217	120	29	30	1	3
23	318	189	89	19	19	0	2
24	312	177	83	27	22	0	3
25	334	187	93	27	21	0	6
26	228	132	71	10	12	0	3
27	229	133	75	9	11	0	1
28	325	134	142	31	10	0	8
29	313	162	103	15	18	0	15
30	320	164	110	25	15	0	6
31	442	244	131	18	37	1	11
32	361	226	79	19	33	0	4
33	251	120	88	23	16	0	4
34	524	263	199	34	18	0	10
35	275	175	65	10	20	0	5
36	188	106	51	10	12	0	9
37	297	157	96	20	17	0	7
38	182	98	50	7	19	0	8
39	21	11	5	0	2	0	3
40	258	152	65	18	14	0	9
41	359	209	95	22	28	0	5
42	391	203	132	32	18	0	6
43	288	152	84	25	20	0	7
44	613	317	225	32	26	0	13
45	228	119	77	20	7	0	5
46	314	149	136	5	13	0	11
47	133	63	51	10	5	0	4
48	288	167	87	16	9	0	9
49	480	248	167	32	29	0	4
50	231	132	68	9	11	0	11

COMPTROLLER
DETAIL

LEGISLATIVE DISTRICT OR TOWN	TOTAL VOTES	THOMAS P. DINAPOLI DEM	PAUL RODRIGUEZ REP	PAUL RODRIGUEZ CON	THOMAS P. DINAPOLI WOR	SCATTER	BLANK AND VOID
Irondequoit							
51	411	231	112	34	27	0	7
52	340	182	103	23	27	1	4
53	308	163	103	14	20	0	8
54	126	64	41	12	3	0	6
55	382	234	92	23	24	0	9
56	261	148	73	13	22	0	5
57	470	257	153	29	20	0	11
58	368	202	114	24	20	0	8
59	312	147	117	28	13	0	7
60	320	148	120	28	19	0	5
61	440	230	140	30	36	0	4
62	377	227	102	23	21	0	4
63	263	139	82	19	16	0	7
64	184	120	40	10	8	1	5
65	218	128	63	9	10	0	8
66	142	92	36	5	2	0	7
67	239	107	95	18	11	1	7
68	290	154	96	17	18	0	5
Irondequoit	22,127	12,074	6,856	1,421	1,311	10	455
Mendon							
1	640	318	233	60	20	0	9
2	583	319	177	48	32	0	7
3	617	288	225	61	25	0	18
4	455	233	163	26	22	0	11
5	606	293	222	57	24	1	9
6	610	259	258	67	15	0	11
7	653	285	284	58	14	0	12
8	258	127	108	12	7	0	4
9	488	224	196	48	13	0	7
Mendon	4,910	2,346	1,866	437	172	1	88
Ogden							
1	414	203	153	44	9	0	5
2	389	151	186	36	8	0	8
3	682	241	342	60	27	0	12
4	387	133	204	37	10	0	3
5	408	136	192	48	22	0	10
6	550	236	249	40	17	0	8
7	290	78	154	36	13	0	9
8	484	187	233	37	19	0	8
9	413	169	181	30	14	0	19
10	412	163	195	36	13	0	5
11	470	161	225	60	18	0	6

COMPTROLLER
DETAIL

LEGISLATIVE DISTRICT OR TOWN	TOTAL VOTES	THOMAS P. DINAPOLI DEM	PAUL RODRIGUEZ REP	PAUL RODRIGUEZ CON	THOMAS P. DINAPOLI WOR	SCATTER	BLANK AND VOID
Ogden							
12	632	192	339	71	20	0	10
13	445	182	191	34	24	0	14
14	379	143	178	39	14	0	5
15	603	203	310	60	16	0	14
16	302	71	179	40	8	0	4
17	401	114	205	52	18	1	11
18	628	264	267	56	31	0	10
19	470	190	212	47	15	0	6
20	518	163	247	73	20	0	15
Ogden	9,277	3,380	4,442	936	336	1	182
Parma							
1	539	189	252	67	22	0	9
2	558	181	270	63	24	0	20
3	412	125	218	46	14	0	9
4	479	101	293	55	22	1	7
5	292	97	150	27	12	0	6
6	249	56	137	36	10	0	10
7	414	124	227	44	15	0	4
8	519	200	238	54	12	0	15
9	509	132	295	55	16	0	11
10	437	115	234	60	16	0	12
11	500	174	242	54	14	0	16
12	528	201	250	46	24	0	7
13	970	291	554	82	22	0	21
14	364	125	179	36	10	1	13
15	563	158	302	65	23	0	15
Parma	7,333	2,269	3,841	790	256	2	175
Penfield							
1	205	109	66	18	12	0	0
2	367	198	115	22	27	0	5
3	433	197	174	38	17	1	6
4	681	275	290	88	20	0	8
5	486	248	162	39	27	0	10
6	370	156	166	28	13	0	7
7	391	227	98	33	23	0	10
8	211	84	97	19	9	0	2
9	472	314	106	28	17	2	5
10	303	157	103	20	16	0	7
11	260	117	105	18	16	0	4
12	407	249	108	21	23	0	6
13	598	300	217	52	19	0	10
14	551	192	264	60	26	0	9

COMPTROLLER
DETAIL

LEGISLATIVE DISTRICT OR TOWN	TOTAL VOTES	THOMAS P. DINAPOLI DEM	PAUL RODRIGUEZ REP	PAUL RODRIGUEZ CON	THOMAS P. DINAPOLI WOR	SCATTER	BLANK AND VOID
Penfield							
15	657	351	236	38	15	0	17
16	187	102	54	12	14	0	5
17	430	222	143	35	22	0	8
18	302	153	115	16	13	1	4
19	594	308	207	40	31	0	8
20	500	257	180	30	20	1	12
21	477	280	145	27	21	1	3
22	460	292	117	21	23	1	6
23	654	344	225	50	30	0	5
24	570	277	198	49	33	0	13
25	358	156	149	38	13	0	2
26	283	125	116	23	15	0	4
27	447	256	145	31	12	0	3
28	359	171	128	40	10	0	10
29	562	316	170	39	32	1	4
30	900	414	361	76	31	2	16
31	383	220	126	19	13	0	5
32	179	118	39	11	8	0	3
33	386	190	125	33	29	0	9
34	572	276	238	30	22	0	6
35	620	343	198	40	32	0	7
36	447	243	146	31	23	0	4
37	890	394	394	63	23	1	15
38	290	132	126	16	11	0	5
39	329	158	118	32	15	0	6
40	420	204	173	29	6	0	8
41	578	269	251	43	9	0	6
42	464	190	214	41	14	0	5
Penfield	19,033	9,584	6,908	1,437	805	11	288
Perinton							
1	746	378	282	52	22	0	12
2	518	292	163	33	22	0	8
3	365	195	119	38	6	0	7
4	401	232	112	27	22	0	8
5	213	119	60	15	17	0	2
6	353	231	78	19	20	0	5
7	495	275	163	26	24	0	7
8	414	230	134	25	17	0	8
9	569	280	210	48	19	1	11
10	493	287	152	29	20	0	5
11	282	147	95	22	14	0	4
12	405	221	127	31	18	0	8

COMPTROLLER
DETAIL

LEGISLATIVE DISTRICT OR TOWN	TOTAL VOTES	THOMAS P. DINAPOLI DEM	PAUL RODRIGUEZ REP	PAUL RODRIGUEZ CON	THOMAS P. DINAPOLI WOR	SCATTER	BLANK AND VOID
Perinton							
13	382	210	130	29	10	0	3
14	408	230	129	27	10	0	12
15	472	250	166	27	24	1	4
16	347	185	108	30	16	0	8
17	420	251	114	23	23	0	9
18	399	209	141	22	20	0	7
19	361	204	113	22	15	0	7
20	391	204	141	23	17	0	6
21	475	256	140	40	28	0	11
22	302	147	102	25	22	1	5
23	602	344	185	33	28	0	12
24	622	341	215	35	18	1	12
25	346	208	86	17	26	0	9
26	447	250	150	33	10	0	4
27	375	200	139	24	7	0	5
28	348	187	126	20	10	0	5
29	274	145	88	20	16	0	5
30	460	256	144	33	20	0	7
31	497	264	168	27	24	1	13
32	361	198	108	30	19	0	6
33	430	262	116	21	26	0	5
34	547	309	176	32	17	0	13
35	355	184	111	38	20	0	2
36	300	160	101	18	18	0	3
37	478	275	144	33	18	0	8
38	564	303	189	42	19	0	11
39	548	266	218	38	17	0	9
40	345	191	112	16	22	0	4
41	234	128	72	20	10	0	4
42	392	205	137	30	14	0	6
43	822	438	295	48	30	1	10
44	319	167	106	20	17	0	9
45	800	421	276	61	30	0	12
46	228	139	61	13	12	0	3
47	487	250	181	33	15	0	8
48	379	212	124	31	9	0	3
49	349	187	112	36	7	0	7
50	86	49	27	3	5	0	2
51	516	218	246	39	10	0	3
52	525	305	170	22	18	1	9
53	359	207	105	25	16	0	6
54	819	403	333	44	23	2	14

COMPTROLLER
DETAIL

LEGISLATIVE DISTRICT OR TOWN	TOTAL VOTES	THOMAS P. DINAPOLI DEM	PAUL RODRIGUEZ REP	PAUL RODRIGUEZ CON	THOMAS P. DINAPOLI WOR	SCATTER	BLANK AND VOID
Perinton							
55	391	199	155	17	13	0	7
56	788	404	299	51	24	0	10
Perinton	24,604	13,308	8,254	1,636	994	9	403
Pittsford							
1	348	215	94	18	17	0	4
2	376	246	85	15	21	0	9
3	590	373	162	22	19	0	14
4	524	317	149	37	17	0	4
5	320	215	60	27	15	0	3
6	250	172	52	6	9	0	11
7	196	130	45	9	11	0	1
8	408	204	166	24	7	0	7
9	404	215	135	26	18	0	10
10	613	344	204	34	23	0	8
11	366	195	121	23	16	0	11
12	458	267	152	23	12	0	4
13	280	153	79	21	24	0	3
14	506	279	176	27	16	0	8
15	295	159	100	14	17	0	5
16	353	218	94	19	17	0	5
17	488	302	137	19	23	0	7
18	365	229	104	15	13	0	4
19	249	121	88	31	7	0	2
20	436	261	124	27	17	0	7
21	413	262	107	21	14	0	9
22	499	309	138	29	19	0	4
23	357	195	111	31	12	1	7
24	454	283	127	19	11	0	14
25	483	283	142	33	11	0	14
26	423	233	135	33	16	1	5
27	379	239	112	16	9	0	3
28	414	256	132	10	13	0	3
29	389	193	141	33	15	1	6
30	387	233	120	15	11	0	8
31	505	284	179	22	18	0	2
32	463	276	143	24	15	0	5
33	783	470	245	38	25	0	5
34	668	392	211	42	17	0	6
Pittsford	14,442	8,523	4,370	803	525	3	218
Riga							
1	733	282	325	69	40	0	17
2	630	200	311	83	26	0	10

COMPTROLLER
DETAIL

LEGISLATIVE DISTRICT OR TOWN	TOTAL VOTES	THOMAS P. DINAPOLI DEM	PAUL RODRIGUEZ REP	PAUL RODRIGUEZ CON	THOMAS P. DINAPOLI WOR	SCATTER	BLANK AND VOID
Riga							
3	318	128	145	33	6	1	5
4	456	136	229	62	20	1	8
5	438	120	241	48	19	0	10
6	411	94	213	77	12	0	15
Riga	2,986	960	1,464	372	123	2	65
Rush							
1	525	218	202	74	25	0	6
2	360	111	182	45	14	0	8
3	478	236	172	38	24	1	7
4	574	232	240	60	29	1	12
Rush	1,937	797	796	217	92	2	33
Sweden							
1	444	215	166	37	19	0	7
2	168	82	52	13	16	0	5
3	430	230	143	40	14	0	3
4	505	220	190	64	22	1	8
5	113	63	37	4	7	0	2
6	373	161	148	38	18	0	8
7	365	168	132	47	15	0	3
8	384	122	194	47	16	0	5
9	375	156	164	36	12	0	7
10	653	184	340	101	18	0	10
11	128	66	47	11	3	0	1
12	393	128	194	58	10	0	3
Sweden	4,331	1,795	1,807	496	170	1	62
Webster							
1	401	208	148	26	12	0	7
2	610	303	235	40	21	1	10
3	508	269	171	38	20	0	10
4	240	108	92	26	9	1	4
5	457	210	184	28	29	0	6
6	343	163	126	23	22	0	9
7	528	253	202	42	16	0	15
8	421	183	177	35	15	1	10
9	425	175	176	42	23	0	9
10	951	387	413	96	40	0	15
11	522	206	251	37	19	0	9
12	583	242	270	46	15	0	10
13	438	204	180	27	22	0	5
14	370	198	126	28	10	0	8
15	336	162	133	25	12	0	4

COMPTROLLER
DETAIL

LEGISLATIVE DISTRICT OR TOWN	TOTAL VOTES	THOMAS P. DINAPOLI DEM	PAUL RODRIGUEZ REP	PAUL RODRIGUEZ CON	THOMAS P. DINAPOLI WOR	SCATTER	BLANK AND VOID
Webster							
16	562	285	216	40	15	0	6
17	390	160	175	33	16	0	6
18	326	139	139	24	15	0	9
19	695	279	331	61	19	0	5
20	791	298	403	58	21	1	10
21	568	266	220	51	19	0	12
22	443	185	187	42	16	0	13
23	390	180	143	41	17	1	8
24	1,281	569	534	107	49	1	21
25	737	334	323	45	22	1	12
26	509	233	204	42	18	1	11
27	751	346	306	57	30	0	12
28	451	202	182	40	19	0	8
29	269	147	88	19	11	0	4
30	269	123	112	18	9	0	7
31	469	194	206	45	17	0	7
32	614	264	264	63	11	0	12
33	429	186	164	55	18	1	5
34	265	126	114	11	8	1	5
35	297	144	103	35	12	0	3
36	366	173	139	30	14	0	10
37	747	355	291	63	31	0	7
38	450	237	167	24	16	0	6
39	436	233	155	26	13	0	9
40	429	233	141	27	16	1	11
41	703	327	287	51	27	0	11
42	570	273	223	44	15	0	15
43	405	185	174	26	14	0	6
Webster	21,745	9,947	8,875	1,737	793	11	382
Wheatland							
1	401	185	159	36	16	1	4
2	421	146	211	46	7	0	11
3	485	215	198	46	21	1	4
4	416	193	159	36	17	0	11
5	506	145	274	69	12	0	6
Wheatland	2,229	884	1,001	233	73	2	36
TOWNS	235,367	113,601	88,468	18,610	10,106	105	4,477
GRAND TOTAL:	277,983	142,606	94,776	20,123	13,971	129	6,378

ATTORNEY GENERAL
SUMMARY

LEGISLATIVE DISTRICT OR TOWN	TOTAL VOTES	LETITIA A. JAMES DEM	MICHAEL HENRY REP	MICHAEL HENRY CON	LETITIA A. JAMES WOR	SCATTER	BLANK AND VOID
Leg. Dist. 07	652	303	235	48	43	1	22
Leg. Dist. 16	12	10	1	1	0	0	0
Leg. Dist. 21	5,808	3,977	872	227	580	3	149
Leg. Dist. 22	2,806	2,216	246	66	128	1	149
Leg. Dist. 23	8,071	5,292	1,398	335	901	10	135
Leg. Dist. 24	4,753	3,165	570	152	770	3	93
Leg. Dist. 25	4,449	3,393	387	98	402	6	163
Leg. Dist. 26	3,953	2,160	1,250	258	182	4	99
Leg. Dist. 27	5,498	4,260	522	148	374	5	189
Leg. Dist. 28	2,797	1,829	572	132	137	1	126
Leg. Dist. 29	3,817	2,608	698	146	181	2	182
CITY	42,616	29,213	6,751	1,611	3,698	36	1,307
Brighton	15,739	10,336	3,419	679	1,094	8	203
Chili	12,447	4,972	5,525	1,308	425	5	212
Clarkson	2,888	833	1,539	390	71	0	55
East Rochester	2,244	1,094	832	154	116	1	47
Gates	10,809	4,536	4,798	892	344	7	232
Greece	37,404	14,251	17,620	3,666	1,042	22	803
Hamlin	3,613	923	2,075	432	89	6	88
Henrietta	15,269	7,721	5,445	1,232	613	2	256
Irondequoit	22,127	11,398	7,598	1,550	1,139	11	431
Mendon	4,910	2,202	2,002	464	162	1	79
Ogden	9,277	3,020	4,796	1,026	259	1	175
Parma	7,333	2,004	4,126	855	197	2	149
Penfield	19,033	9,038	7,474	1,553	661	6	301
Perinton	24,604	12,562	8,981	1,798	872	9	382
Pittsford	14,442	8,175	4,733	861	489	4	180
Riga	2,986	868	1,587	387	84	1	59
Rush	1,937	731	869	225	78	2	32
Sweden	4,331	1,648	1,955	523	141	1	63
Webster	21,745	9,190	9,671	1,882	646	8	348
Wheatland	2,229	810	1,069	246	65	2	37
TOWNS	235,367	106,312	96,114	20,123	8,587	99	4,132
GRAND TOTAL:	277,983	135,525	102,865	21,734	12,285	135	5,439

ATTORNEY GENERAL
DETAIL

LEGISLATIVE DISTRICT OR TOWN	TOTAL VOTES	LETITIA A. JAMES DEM	MICHAEL HENRY REP	MICHAEL HENRY CON	LETITIA A. JAMES WOR	SCATTER	BLANK AND VOID
Leg. Dist. 07							
1	422	186	170	27	27	1	11
2	230	117	65	21	16	0	11
Leg. Dist. 07	652	303	235	48	43	1	22
Leg. Dist. 16							
1	12	10	1	1	0	0	0
Leg. Dist. 16	12	10	1	1	0	0	0
Leg. Dist. 21							
1	281	153	62	16	40	1	9
2	207	136	37	10	23	0	1
3	139	85	33	6	10	0	5
4	120	91	15	2	6	0	6
5	186	131	17	9	27	0	2
6	274	191	36	4	35	1	7
7	366	241	62	14	41	0	8
8	121	80	9	2	27	0	3
9	366	230	64	13	55	0	4
10	390	307	46	15	18	0	4
11	154	112	22	7	4	0	9
12	555	365	93	23	56	0	18
13	192	134	16	9	29	0	4
14	92	65	11	2	11	0	3
15	224	160	30	13	20	0	1
16	82	45	20	5	2	0	10
17	211	144	28	7	27	0	5
18	120	93	9	6	7	0	5
19	66	48	10	2	1	0	5
20	136	93	24	11	6	0	2
21	167	123	29	3	9	0	3
22	206	157	17	5	15	0	12
23	190	134	28	6	15	0	7
24	394	246	77	22	44	0	5
25	158	125	13	2	11	1	6
26	80	56	8	1	13	0	2
27	100	79	11	1	8	0	1
28	38	18	10	2	7	0	1
29	95	71	14	7	2	0	1
30	16	14	2	0	0	0	0
31	82	50	19	2	11	0	0
Leg. Dist. 21	5,808	3,977	872	227	580	3	149
Leg. Dist. 22							
1	193	143	25	7	5	0	13

ATTORNEY GENERAL
DETAIL

LEGISLATIVE DISTRICT OR TOWN	TOTAL VOTES	LETITIA A. JAMES DEM	MICHAEL HENRY REP	MICHAEL HENRY CON	LETITIA A. JAMES WOR	SCATTER	BLANK AND VOID
Leg. Dist. 22							
2	40	31	2	0	3	0	4
3	89	65	9	6	1	0	8
4	63	52	5	2	0	0	4
5	100	85	6	0	3	0	6
6	104	96	3	1	0	0	4
7	39	26	4	1	5	0	3
8	114	80	19	2	4	0	9
9	75	66	3	1	2	0	3
10	99	86	5	0	1	0	7
11	186	147	9	0	17	0	13
12	87	73	7	1	1	0	5
13	42	31	0	1	3	0	7
14	108	94	10	1	1	0	2
15	102	85	6	3	4	0	4
16	45	40	2	0	2	0	1
17	50	42	2	1	1	0	4
18	57	49	5	1	1	0	1
19	36	32	0	0	1	0	3
20	143	107	13	3	8	0	12
21	63	44	7	0	5	0	7
22	130	99	21	4	3	0	3
23	64	60	1	0	1	0	2
24	55	44	5	4	1	0	1
25	385	279	47	20	27	1	11
26	140	103	16	3	15	0	3
27	148	122	10	2	11	0	3
28	16	8	0	2	0	0	6
29	0	0	0	0	0	0	0
30	33	27	4	0	2	0	0
31	0	0	0	0	0	0	0
32	0	0	0	0	0	0	0
Leg. Dist. 22	2,806	2,216	246	66	128	1	149
Leg. Dist. 23							
1	145	98	32	6	8	0	1
2	253	161	39	7	44	1	1
3	202	128	34	6	31	0	3
4	417	278	65	20	47	0	7
5	169	118	21	5	20	0	5
6	176	113	34	6	21	0	2
7	328	224	45	8	46	3	2
8	304	215	44	6	36	0	3
9	204	135	36	7	24	0	2

ATTORNEY GENERAL
DETAIL

LEGISLATIVE DISTRICT OR TOWN	TOTAL VOTES	LETITIA A. JAMES DEM	MICHAEL HENRY REP	MICHAEL HENRY CON	LETITIA A. JAMES WOR	SCATTER	BLANK AND VOID
Leg. Dist. 23							
10	231	154	30	7	39	0	1
11	278	187	44	5	42	0	0
12	345	224	67	16	31	1	6
13	279	182	54	16	21	0	6
14	305	200	52	13	33	0	7
15	238	149	36	7	42	0	4
16	154	94	30	10	15	0	5
17	343	239	52	12	30	3	7
18	577	372	104	34	56	0	11
19	306	180	76	18	20	0	12
20	332	229	43	19	39	0	2
21	296	192	52	16	31	0	5
22	234	157	49	7	17	1	3
23	95	71	8	2	9	0	5
24	228	134	57	7	19	0	11
25	431	262	95	22	46	1	5
26	471	311	90	20	44	0	6
27	250	169	35	20	24	0	2
28	330	210	48	13	55	0	4
29	40	25	9	0	3	0	3
30	2	0	0	0	0	0	2
31	94	71	14	0	7	0	2
32	14	10	3	0	1	0	0
33	0	0	0	0	0	0	0
34	0	0	0	0	0	0	0
Leg. Dist. 23	8,071	5,292	1,398	335	901	10	135
Leg. Dist. 24							
1	377	261	31	12	68	0	5
2	188	127	21	4	34	0	2
3	198	138	19	9	32	0	0
4	380	258	40	5	71	1	5
5	244	161	37	15	24	0	7
6	215	144	35	7	26	0	3
7	143	90	31	8	12	1	1
8	212	130	33	8	34	0	7
9	184	127	32	11	11	0	3
10	415	271	33	12	91	0	8
11	102	68	21	2	4	0	7
12	34	28	4	0	0	0	2
13	334	225	30	7	67	0	5
14	341	219	37	9	69	0	7
15	331	228	47	9	30	0	17

ATTORNEY GENERAL
DETAIL

LEGISLATIVE DISTRICT OR TOWN	TOTAL VOTES	LETITIA A. JAMES DEM	MICHAEL HENRY REP	MICHAEL HENRY CON	LETITIA A. JAMES WOR	SCATTER	BLANK AND VOID
Leg. Dist. 24							
16	306	202	42	9	50	0	3
17	17	9	5	1	1	0	1
18	313	201	38	14	53	1	6
19	51	31	5	0	15	0	0
20	59	32	7	1	18	0	1
21	67	44	5	1	16	0	1
22	108	74	9	4	20	0	1
23	101	73	4	3	20	0	1
24	17	14	1	0	2	0	0
25	15	10	3	1	1	0	0
26	1	0	0	0	1	0	0
Leg. Dist. 24	4,753	3,165	570	152	770	3	93
Leg. Dist. 25							
1	351	262	49	6	25	0	9
2	172	143	9	0	10	0	10
3	231	188	18	4	11	0	10
4	80	67	3	4	3	0	3
5	155	130	7	1	6	1	10
6	180	113	15	6	42	0	4
7	198	166	5	3	7	0	17
8	173	155	10	1	5	0	2
9	75	65	2	0	4	0	4
10	218	162	19	5	26	0	6
11	66	55	2	0	3	0	6
12	164	106	8	8	38	2	2
13	138	115	7	1	8	0	7
14	128	76	15	4	32	0	1
15	133	121	8	0	2	0	2
16	139	111	10	4	7	0	7
17	100	92	1	1	2	0	4
18	229	185	18	5	8	0	13
19	172	128	26	6	10	1	1
20	126	84	26	5	11	0	0
21	125	98	13	2	2	0	10
22	181	134	13	7	23	0	4
23	30	21	1	0	8	0	0
24	40	26	10	1	2	0	1
25	365	270	41	9	26	1	18
26	49	35	2	2	10	0	0
27	62	41	8	5	5	0	3
28	31	18	3	0	10	0	0
29	39	24	3	3	8	0	1

ATTORNEY GENERAL
DETAIL

LEGISLATIVE DISTRICT OR TOWN	TOTAL VOTES	LETITIA A. JAMES DEM	MICHAEL HENRY REP	MICHAEL HENRY CON	LETITIA A. JAMES WOR	SCATTER	BLANK AND VOID
Leg. Dist. 25							
30	137	99	12	2	17	0	7
31	115	74	14	2	23	1	1
32	3	2	1	0	0	0	0
33	44	27	8	1	8	0	0
Leg. Dist. 25	4,449	3,393	387	98	402	6	163
Leg. Dist. 26							
1	475	244	167	34	23	0	7
2	188	85	82	10	6	0	5
3	158	98	43	8	6	0	3
4	224	105	79	16	14	0	10
5	198	98	60	22	11	0	7
6	176	127	29	9	7	0	4
7	173	103	46	11	7	0	6
8	223	153	48	10	6	0	6
9	227	146	44	14	17	2	4
10	186	124	38	9	9	0	6
11	240	136	81	12	7	0	4
12	281	137	114	16	9	1	4
13	273	122	109	19	13	0	10
14	297	150	95	27	16	0	9
15	175	116	34	9	14	0	2
16	251	119	98	19	12	0	3
17	208	97	83	13	5	1	9
Leg. Dist. 26	3,953	2,160	1,250	258	182	4	99
Leg. Dist. 27							
1	301	216	45	17	15	2	6
2	318	254	27	10	16	0	11
3	262	189	31	9	30	0	3
4	275	212	17	10	27	0	9
5	261	214	18	3	16	0	10
6	200	167	13	1	12	0	7
7	252	194	27	5	23	0	3
8	352	296	15	3	12	2	24
9	279	213	19	3	35	0	9
10	255	182	32	7	26	0	8
11	260	204	21	8	15	0	12
12	180	131	19	7	19	0	4
13	226	191	11	3	12	0	9
14	169	139	14	0	10	0	6
15	210	180	4	4	15	0	7
16	238	197	10	8	19	1	3
17	237	194	21	3	10	0	9

ATTORNEY GENERAL
DETAIL

LEGISLATIVE DISTRICT OR TOWN	TOTAL VOTES	LETITIA A. JAMES DEM	MICHAEL HENRY REP	MICHAEL HENRY CON	LETITIA A. JAMES WOR	SCATTER	BLANK AND VOID
Leg. Dist. 27							
18	207	124	47	10	11	0	15
19	269	229	12	6	13	0	9
20	128	110	6	5	1	0	6
21	116	89	13	2	7	0	5
22	160	98	44	9	6	0	3
23	139	111	10	2	14	0	2
24	0	0	0	0	0	0	0
25	91	57	16	7	6	0	5
26	113	69	30	6	4	0	4
27	0	0	0	0	0	0	0
Leg. Dist. 27	5,498	4,260	522	148	374	5	189
Leg. Dist. 28							
1	166	126	21	9	2	0	8
2	41	18	13	4	5	0	1
3	74	60	8	2	2	0	2
4	130	75	33	4	5	0	13
5	108	74	22	5	5	0	2
6	246	156	53	16	12	1	8
7	283	166	77	17	11	0	12
8	125	92	14	5	5	0	9
9	178	114	44	2	12	0	6
10	53	36	8	4	2	0	3
11	107	66	24	5	5	0	7
12	79	47	19	3	4	0	6
13	139	94	27	9	6	0	3
14	148	96	29	10	6	0	7
15	42	27	9	3	3	0	0
16	153	101	32	6	9	0	5
17	19	10	7	0	0	0	2
18	166	124	28	3	6	0	5
19	2	2	0	0	0	0	0
20	210	125	50	9	16	0	10
21	196	124	37	14	16	0	5
22	80	57	13	1	2	0	7
23	52	39	4	1	3	0	5
Leg. Dist. 28	2,797	1,829	572	132	137	1	126
Leg. Dist. 29							
1	18	8	5	1	3	0	1
2	38	21	6	5	2	0	4
3	9	4	1	0	0	0	4
4	227	147	50	9	16	0	5
5	189	123	37	12	5	0	12

ATTORNEY GENERAL
DETAIL

LEGISLATIVE DISTRICT OR TOWN	TOTAL VOTES	LETITIA A. JAMES DEM	MICHAEL HENRY REP	MICHAEL HENRY CON	LETITIA A. JAMES WOR	SCATTER	BLANK AND VOID
Leg. Dist. 29							
6	89	62	22	2	0	0	3
7	141	83	32	9	13	0	4
8	41	34	5	0	1	0	1
9	295	199	59	10	14	0	13
10	214	161	28	9	5	0	11
11	194	113	49	11	11	0	10
12	198	141	35	6	8	0	8
13	76	66	6	0	1	0	3
14	70	50	14	0	3	0	3
15	147	110	19	8	5	0	5
16	46	37	5	1	1	0	2
17	123	75	33	10	3	0	2
18	252	149	61	9	24	0	9
19	89	61	19	2	3	0	4
20	218	167	27	4	10	0	10
21	236	151	40	15	20	1	9
22	96	75	6	2	3	0	10
23	159	99	38	3	5	0	14
24	230	165	37	8	12	1	7
25	38	33	2	1	1	0	1
26	78	56	10	1	4	0	7
27	0	0	0	0	0	0	0
28	2	2	0	0	0	0	0
29	29	21	6	1	1	0	0
30	14	5	4	1	3	0	1
31	16	11	3	1	1	0	0
32	19	15	3	0	1	0	0
33	226	164	36	5	2	0	19
Leg. Dist. 29	<u>3,817</u>	<u>2,608</u>	<u>698</u>	<u>146</u>	<u>181</u>	<u>2</u>	<u>182</u>
CITY	42,616	29,213	6,751	1,611	3,698	36	1,307
Brighton							
1	434	309	76	13	33	0	3
2	252	119	85	25	20	0	3
3	310	190	86	12	19	0	3
4	410	275	77	16	39	0	3
5	381	251	75	6	45	1	3
6	531	347	122	23	34	0	5
7	318	201	74	13	21	0	9
8	381	196	151	16	13	0	5
9	357	223	75	20	35	0	4
10	429	315	73	18	20	0	3

ATTORNEY GENERAL
DETAIL

LEGISLATIVE DISTRICT OR TOWN	TOTAL VOTES	LETITIA A. JAMES DEM	MICHAEL HENRY REP	MICHAEL HENRY CON	LETITIA A. JAMES WOR	SCATTER	BLANK AND VOID
Brighton							
11	450	284	98	24	38	0	6
12	484	327	83	18	50	0	6
13	272	192	54	12	11	0	3
14	296	198	39	12	42	0	5
15	324	206	66	21	27	0	4
16	262	135	109	13	3	0	2
17	218	160	42	7	3	0	6
18	357	247	57	14	38	0	1
19	231	178	27	15	10	0	1
20	289	194	55	9	27	1	3
21	321	220	59	10	29	0	3
22	394	274	82	13	19	0	6
23	306	221	52	11	16	1	5
24	414	259	103	22	16	0	14
25	296	185	65	7	34	0	5
26	269	152	88	11	15	0	3
27	290	197	72	7	13	0	1
28	482	312	103	15	42	0	10
29	242	126	92	9	13	0	2
30	541	378	95	27	30	0	11
31	319	237	44	8	27	0	3
32	398	269	65	23	33	0	8
33	418	279	94	18	23	0	4
34	377	243	82	20	27	0	5
35	315	224	51	9	26	0	5
36	328	218	54	18	28	0	10
37	248	177	43	10	13	3	2
38	383	237	94	28	22	0	2
39	314	190	75	19	25	0	5
40	601	425	116	18	35	1	6
41	471	310	110	19	30	0	2
42	117	79	25	3	8	0	2
43	338	204	101	16	13	0	4
44	142	90	36	7	7	0	2
45	223	130	56	14	19	1	3
46	206	153	38	10	3	0	2
Brighton	15,739	10,336	3,419	679	1,094	8	203
Chili							
1	261	105	100	43	8	0	5
2	464	108	257	76	16	0	7
3	388	149	171	44	15	0	9
4	286	99	149	24	11	0	3

ATTORNEY GENERAL
DETAIL

LEGISLATIVE DISTRICT OR TOWN	TOTAL VOTES	LETITIA A. JAMES DEM	MICHAEL HENRY REP	MICHAEL HENRY CON	LETITIA A. JAMES WOR	SCATTER	BLANK AND VOID
Chili							
5	349	142	146	37	17	0	7
6	342	123	149	53	10	0	7
7	234	122	93	12	6	0	1
8	372	130	184	42	12	0	4
9	377	176	145	35	14	0	7
10	224	72	98	41	7	1	5
11	404	145	188	48	16	0	7
12	338	144	147	33	11	0	3
13	505	198	243	44	12	0	8
14	349	111	169	44	18	1	6
15	299	127	127	31	8	0	6
16	716	261	354	70	17	0	14
17	926	352	447	85	20	0	22
18	377	130	193	37	9	0	8
19	319	142	138	24	7	0	8
20	488	234	179	44	20	1	10
21	248	94	110	24	16	0	4
22	451	268	131	29	16	0	7
23	317	122	143	33	16	0	3
24	769	328	332	69	22	1	17
25	273	158	83	15	14	1	2
26	468	125	256	68	12	0	7
27	333	139	134	39	19	0	2
28	287	131	114	30	4	0	8
29	264	98	120	36	10	0	0
30	203	91	80	22	8	0	2
31	351	176	129	29	12	0	5
32	465	172	216	47	22	0	8
Chili	12,447	4,972	5,525	1,308	425	5	212
Clarkson							
1	603	141	360	78	12	0	12
2	66	14	38	10	3	0	1
3	434	174	200	47	7	0	6
4	649	144	383	87	18	0	17
5	768	236	383	114	23	0	12
6	368	124	175	54	8	0	7
Clarkson	2,888	833	1,539	390	71	0	55
East Rochester							
1	335	145	143	22	14	0	11
2	313	152	113	24	18	0	6
3	318	140	119	36	15	0	8
4	303	157	117	5	16	0	8

ATTORNEY GENERAL
DETAIL

LEGISLATIVE DISTRICT OR TOWN	TOTAL VOTES	LETITIA A. JAMES DEM	MICHAEL HENRY REP	MICHAEL HENRY CON	LETITIA A. JAMES WOR	SCATTER	BLANK AND VOID
East Rochester							
5	287	144	95	23	20	1	4
6	376	207	124	26	12	0	7
7	312	149	121	18	21	0	3
East Rochester	2,244	1,094	832	154	116	1	47
Gates							
1	223	115	67	24	14	1	2
2	276	110	129	19	5	1	12
3	277	130	109	17	12	0	9
4	315	132	146	22	11	0	4
5	357	171	126	29	16	0	15
6	301	155	104	25	11	0	6
7	778	271	414	62	18	0	13
8	238	85	122	20	6	0	5
9	332	148	148	18	6	0	12
10	195	101	68	18	6	0	2
11	250	103	107	25	10	0	5
12	208	92	89	17	5	0	5
13	320	124	147	22	16	0	11
14	243	98	111	24	7	1	2
15	480	205	223	28	15	1	8
16	261	128	101	22	8	0	2
17	299	122	131	31	11	0	4
18	372	116	198	41	6	0	11
19	277	117	121	24	9	0	6
20	321	154	128	21	12	0	6
21	286	122	133	12	9	0	10
22	234	112	85	22	10	0	5
23	307	127	144	27	8	0	1
24	722	333	289	59	28	0	13
25	198	69	95	24	7	0	3
26	403	121	217	46	12	0	7
27	414	188	177	34	4	0	11
28	248	100	115	18	8	0	7
29	278	132	114	20	8	1	3
30	212	74	113	14	2	1	8
31	246	96	114	20	11	0	5
32	317	145	121	26	16	0	9
33	147	72	55	12	6	0	2
34	259	87	137	23	5	1	6
35	215	81	100	26	6	0	2
Gates	10,809	4,536	4,798	892	344	7	232
Greece							

ATTORNEY GENERAL
DETAIL

LEGISLATIVE DISTRICT OR TOWN	TOTAL VOTES	LETITIA A. JAMES DEM	MICHAEL HENRY REP	MICHAEL HENRY CON	LETITIA A. JAMES WOR	SCATTER	BLANK AND VOID
Greece							
1	292	108	131	39	7	2	5
2	428	119	235	53	11	1	9
3	229	84	104	27	11	0	3
4	262	123	109	24	3	0	3
5	219	97	96	14	9	0	3
6	188	82	78	15	6	0	7
7	312	110	153	26	11	0	12
8	249	91	105	35	13	0	5
9	283	117	123	19	14	1	9
10	279	105	126	28	16	0	4
11	153	72	62	8	9	0	2
12	182	71	80	20	6	0	5
13	252	104	109	24	9	0	6
14	215	98	85	19	11	0	2
15	297	114	145	27	6	1	4
16	209	85	85	27	6	1	5
17	412	154	208	36	7	0	7
18	365	149	166	38	10	0	2
19	261	105	116	18	15	0	7
20	283	130	118	22	8	0	5
21	290	103	137	32	11	0	7
22	212	84	101	17	6	1	3
23	392	175	152	42	11	0	12
24	448	145	248	32	11	0	12
25	278	126	110	26	6	0	10
26	235	100	96	27	6	0	6
27	567	216	273	50	14	0	14
28	415	124	232	42	9	0	8
29	326	125	155	31	9	0	6
30	212	80	94	22	10	0	6
31	248	93	110	30	6	0	9
32	263	100	117	25	14	3	4
33	398	120	212	41	14	0	11
34	385	141	175	46	12	0	11
35	303	114	137	30	15	0	7
36	374	148	170	29	9	0	18
37	246	83	131	23	7	0	2
38	494	178	236	49	18	0	13
39	204	85	92	21	5	0	1
40	255	112	106	22	9	0	6
41	339	154	131	34	10	0	10
42	299	122	127	25	14	0	11

ATTORNEY GENERAL
DETAIL

LEGISLATIVE DISTRICT OR TOWN	TOTAL VOTES	LETITIA A. JAMES DEM	MICHAEL HENRY REP	MICHAEL HENRY CON	LETITIA A. JAMES WOR	SCATTER	BLANK AND VOID
Greece							
43	428	130	219	54	11	0	14
44	472	188	215	51	13	0	5
45	570	173	331	43	9	0	14
46	221	105	73	25	14	0	4
47	292	121	114	35	14	1	7
48	218	80	114	15	5	0	4
49	222	95	91	24	9	0	3
50	294	115	139	28	9	0	3
51	195	77	92	17	6	0	3
52	428	167	206	32	21	0	2
53	228	105	94	19	4	0	6
54	415	117	231	54	6	0	7
55	249	79	143	17	4	0	6
56	366	160	166	23	7	0	10
57	318	110	159	31	10	0	8
58	412	157	196	38	13	0	8
59	182	110	41	15	10	2	4
60	270	113	119	24	5	0	9
61	303	133	120	34	8	0	8
62	395	149	179	40	14	0	13
63	338	140	142	29	16	0	11
64	278	118	129	18	7	2	4
65	342	153	153	20	6	0	10
66	174	68	81	15	6	0	4
67	290	83	161	34	8	0	4
68	373	124	174	52	16	0	7
69	215	77	104	21	9	0	4
70	1,123	344	616	116	17	1	29
71	403	169	182	33	6	1	12
72	500	196	228	57	10	0	9
73	146	58	69	17	1	0	1
74	274	125	121	14	8	0	6
75	225	95	105	19	2	0	4
76	305	95	165	32	6	0	7
77	330	130	152	30	10	0	8
78	220	84	94	30	5	0	7
79	722	255	361	74	15	1	16
80	456	172	221	43	12	0	8
81	221	76	111	20	8	0	6
82	365	190	121	32	17	0	5
83	176	70	68	22	12	0	4
84	413	156	195	37	19	0	6

ATTORNEY GENERAL
DETAIL

LEGISLATIVE DISTRICT OR TOWN	TOTAL VOTES	LETITIA A. JAMES DEM	MICHAEL HENRY REP	MICHAEL HENRY CON	LETITIA A. JAMES WOR	SCATTER	BLANK AND VOID
Greece							
85	412	156	196	37	11	0	12
86	405	127	218	45	5	0	10
87	290	129	125	29	5	0	2
88	443	195	183	44	11	0	10
89	271	112	132	18	5	0	4
90	440	139	228	61	5	1	6
91	649	235	312	79	11	0	12
92	547	220	255	44	15	0	13
93	447	212	183	40	6	0	6
94	389	159	173	37	13	0	7
95	250	108	109	20	9	0	4
96	392	196	153	37	4	0	2
97	616	240	294	57	7	1	17
98	544	209	257	47	22	0	9
99	406	117	226	45	9	0	9
100	547	231	250	44	12	0	10
101	231	66	126	27	6	0	6
102	546	196	285	45	10	1	9
103	404	143	186	52	15	0	8
104	278	90	149	30	5	0	4
105	463	169	222	55	11	1	5
106	330	100	176	39	5	0	10
107	290	77	177	25	6	0	5
108	354	109	192	44	3	0	6
109	540	208	242	66	9	0	15
Greece	37,404	14,251	17,620	3,666	1,042	22	803
Hamlin							
1	373	104	214	32	11	0	12
2	408	97	241	52	12	0	6
3	423	105	236	61	8	0	13
4	307	63	198	37	5	0	4
5	373	89	212	60	7	0	5
6	312	92	177	23	11	3	6
7	499	145	261	63	15	0	15
8	257	58	152	30	9	0	8
9	222	52	135	20	6	0	9
10	439	118	249	54	5	3	10
Hamlin	3,613	923	2,075	432	89	6	88
Henrietta							
1	437	188	197	29	19	0	4
2	405	180	156	39	21	0	9
3	192	115	44	16	15	0	2

ATTORNEY GENERAL
DETAIL

LEGISLATIVE DISTRICT OR TOWN	TOTAL VOTES	LETITIA A. JAMES DEM	MICHAEL HENRY REP	MICHAEL HENRY CON	LETITIA A. JAMES WOR	SCATTER	BLANK AND VOID
Henrietta							
4	391	231	119	18	14	0	9
5	376	175	140	37	17	0	7
6	322	140	127	33	13	0	9
7	295	143	97	34	12	0	9
8	303	133	130	23	11	0	6
9	235	131	79	18	4	0	3
10	364	158	148	35	14	0	9
11	304	153	111	18	12	0	10
12	330	160	127	29	12	0	2
13	660	364	214	46	23	0	13
14	285	154	90	31	6	0	4
15	583	323	187	32	28	0	13
16	210	101	76	16	12	0	5
17	394	205	122	36	20	1	10
18	394	190	158	26	15	0	5
19	317	156	119	25	17	0	0
20	596	308	208	44	25	0	11
21	286	141	106	23	12	0	4
22	541	288	191	43	12	0	7
23	370	187	113	41	20	0	9
24	468	271	133	31	30	0	3
25	347	151	136	42	13	1	4
26	782	373	293	82	25	0	9
27	567	279	221	43	13	0	11
28	459	211	179	47	17	0	5
29	1,295	637	497	101	41	0	19
30	865	481	265	61	43	0	15
31	275	144	97	21	7	0	6
32	614	382	161	37	25	0	9
33	261	116	102	21	19	0	3
34	231	113	94	15	7	0	2
35	515	239	208	39	19	0	10
Henrietta	15,269	7,721	5,445	1,232	613	2	256
Irondequoit							
1	457	251	142	34	19	0	11
2	275	122	108	24	16	0	5
3	380	173	152	25	18	0	12
4	138	72	53	6	5	0	2
5	321	181	101	16	21	0	2
6	532	298	144	49	38	0	3
7	455	241	150	38	23	0	3
8	369	167	148	32	16	1	5

ATTORNEY GENERAL
DETAIL

LEGISLATIVE DISTRICT OR TOWN	TOTAL VOTES	LETITIA A. JAMES DEM	MICHAEL HENRY REP	MICHAEL HENRY CON	LETITIA A. JAMES WOR	SCATTER	BLANK AND VOID
Irondequoit							
9	351	152	147	24	15	1	12
10	363	190	125	31	10	0	7
11	200	101	71	15	10	0	3
12	306	183	83	15	14	0	11
13	454	265	125	24	34	1	5
14	485	214	201	40	25	0	5
15	417	215	151	23	22	0	6
16	604	326	197	41	28	1	11
17	239	133	70	11	21	1	3
18	354	182	119	29	21	0	3
19	402	259	88	19	26	0	10
20	302	151	113	22	9	0	7
21	369	205	106	23	29	1	5
22	400	198	133	32	31	1	5
23	318	174	103	23	13	0	5
24	312	166	90	30	20	0	6
25	334	173	106	31	17	0	7
26	228	126	81	9	9	0	3
27	229	121	85	12	10	0	1
28	325	128	148	33	7	0	9
29	313	163	107	16	17	0	10
30	320	158	119	23	14	0	6
31	442	235	143	19	34	1	10
32	361	208	91	22	36	0	4
33	251	116	94	25	14	0	2
34	524	239	220	36	18	0	11
35	275	159	79	10	21	0	6
36	188	100	56	10	12	1	9
37	297	156	98	24	14	0	5
38	182	105	51	6	17	0	3
39	21	12	4	0	2	0	3
40	258	150	67	20	11	0	10
41	359	202	106	24	26	0	1
42	391	179	158	35	13	0	6
43	288	149	90	29	16	0	4
44	613	284	256	36	25	0	12
45	228	112	81	18	9	0	8
46	314	139	151	6	9	0	9
47	133	60	55	10	4	0	4
48	288	154	103	17	6	0	8
49	480	234	179	36	24	0	7
50	231	129	78	9	6	0	9

ATTORNEY GENERAL
DETAIL

LEGISLATIVE DISTRICT OR TOWN	TOTAL VOTES	LETITIA A. JAMES DEM	MICHAEL HENRY REP	MICHAEL HENRY CON	LETITIA A. JAMES WOR	SCATTER	BLANK AND VOID
Irondequoit							
51	411	207	130	39	27	0	8
52	340	176	110	27	19	0	8
53	308	145	119	18	15	0	11
54	126	61	46	12	3	0	4
55	382	233	103	23	17	0	6
56	261	136	86	14	19	0	6
57	470	243	168	37	15	0	7
58	368	189	124	25	22	0	8
59	312	138	126	27	15	0	6
60	320	144	122	34	14	0	6
61	440	217	157	34	26	0	6
62	377	197	126	27	18	0	9
63	263	130	96	21	11	0	5
64	184	115	40	13	7	1	8
65	218	112	76	11	11	0	8
66	142	92	39	5	5	0	1
67	239	104	101	20	9	1	4
68	290	149	103	21	11	0	6
Irondequoit	22,127	11,398	7,598	1,550	1,139	11	431
Mendon							
1	640	292	257	63	18	0	10
2	583	300	194	48	31	0	10
3	617	266	250	66	23	0	12
4	455	224	173	24	22	0	12
5	606	285	221	67	21	1	11
6	610	242	278	67	15	0	8
7	653	262	305	63	15	0	8
8	258	118	114	15	7	0	4
9	488	213	210	51	10	0	4
Mendon	4,910	2,202	2,002	464	162	1	79
Ogden							
1	414	177	175	50	7	0	5
2	389	138	196	37	12	0	6
3	682	227	362	58	21	0	14
4	387	121	215	41	4	0	6
5	408	116	215	49	16	0	12
6	550	214	265	48	12	0	11
7	290	66	162	42	10	0	10
8	484	172	252	39	10	0	11
9	413	154	193	35	15	0	16
10	412	141	212	44	11	0	4
11	470	142	241	67	14	0	6

ATTORNEY GENERAL
DETAIL

LEGISLATIVE DISTRICT OR TOWN	TOTAL VOTES	LETITIA A. JAMES DEM	MICHAEL HENRY REP	MICHAEL HENRY CON	LETITIA A. JAMES WOR	SCATTER	BLANK AND VOID
Ogden							
12	632	171	360	77	16	0	8
13	445	163	216	38	17	0	11
14	379	137	189	40	9	0	4
15	603	176	340	65	9	0	13
16	302	61	186	45	6	0	4
17	401	103	216	58	15	1	8
18	628	230	300	61	25	0	12
19	470	165	237	50	14	0	4
20	518	146	264	82	16	0	10
Ogden	9,277	3,020	4,796	1,026	259	1	175
Parma							
1	539	166	277	74	16	0	6
2	558	155	300	73	14	0	16
3	412	111	230	50	10	0	11
4	479	83	307	60	20	1	8
5	292	86	159	30	10	0	7
6	249	51	149	37	5	0	7
7	414	110	238	51	11	0	4
8	519	190	243	61	14	0	11
9	509	115	310	60	13	0	11
10	437	98	256	65	12	0	6
11	500	164	254	55	15	0	12
12	528	181	272	48	16	0	11
13	970	250	597	89	15	0	19
14	364	106	202	38	6	1	11
15	563	138	332	64	20	0	9
Parma	7,333	2,004	4,126	855	197	2	149
Penfield							
1	205	104	70	17	10	0	4
2	367	186	128	28	20	0	5
3	433	186	182	42	15	0	8
4	681	244	318	93	12	0	14
5	486	245	176	39	22	0	4
6	370	139	183	31	9	0	8
7	391	211	118	35	19	0	8
8	211	80	105	19	5	0	2
9	472	305	116	29	15	1	6
10	303	158	104	22	13	0	6
11	260	110	110	20	14	0	6
12	407	241	116	22	21	0	7
13	598	269	243	60	13	0	13
14	551	170	293	66	17	0	5

ATTORNEY GENERAL
DETAIL

LEGISLATIVE DISTRICT OR TOWN	TOTAL VOTES	LETITIA A. JAMES DEM	MICHAEL HENRY REP	MICHAEL HENRY CON	LETITIA A. JAMES WOR	SCATTER	BLANK AND VOID
Penfield							
15	657	341	243	43	12	0	18
16	187	96	64	11	12	0	4
17	430	207	160	34	20	0	9
18	302	149	115	21	13	1	3
19	594	300	215	44	29	0	6
20	500	241	197	38	18	0	6
21	477	267	151	32	21	1	5
22	460	282	125	27	20	1	5
23	654	330	237	54	28	0	5
24	570	263	216	53	28	0	10
25	358	145	162	38	11	0	2
26	283	121	121	22	14	0	5
27	447	246	156	28	11	0	6
28	359	163	135	47	8	0	6
29	562	302	182	40	32	1	5
30	900	381	384	88	23	0	24
31	383	206	147	18	10	0	2
32	179	118	39	15	5	0	2
33	386	175	143	38	22	0	8
34	572	259	264	30	13	0	6
35	620	323	215	49	26	0	7
36	447	240	150	32	20	0	5
37	890	361	425	73	14	1	16
38	290	124	134	17	9	0	6
39	329	148	130	32	12	0	7
40	420	188	191	26	3	0	12
41	578	247	272	40	13	0	6
42	464	167	239	40	9	0	9
Penfield	19,033	9,038	7,474	1,553	661	6	301
Perinton							
1	746	356	303	55	15	0	17
2	518	286	167	34	22	0	9
3	365	187	124	39	6	0	9
4	401	215	128	30	21	0	7
5	213	118	63	14	16	0	2
6	353	220	85	22	20	0	6
7	495	258	177	33	23	0	4
8	414	223	143	28	16	0	4
9	569	264	229	52	16	1	7
10	493	270	162	30	22	0	9
11	282	136	103	30	10	0	3
12	405	219	135	30	15	0	6

ATTORNEY GENERAL
DETAIL

LEGISLATIVE DISTRICT OR TOWN	TOTAL VOTES	LETITIA A. JAMES DEM	MICHAEL HENRY REP	MICHAEL HENRY CON	LETITIA A. JAMES WOR	SCATTER	BLANK AND VOID
Perinton							
13	382	199	144	29	8	0	2
14	408	210	151	24	10	0	13
15	472	230	179	35	18	1	9
16	347	172	121	33	14	0	7
17	420	237	128	25	23	0	7
18	399	192	151	32	15	1	8
19	361	185	129	27	14	0	6
20	391	206	142	28	11	0	4
21	475	244	156	37	28	0	10
22	302	137	118	23	19	1	4
23	602	327	204	34	25	0	12
24	622	316	237	41	12	1	15
25	346	194	100	22	22	0	8
26	447	233	162	39	7	1	5
27	375	193	144	26	8	0	4
28	348	177	139	18	9	0	5
29	274	145	90	21	15	0	3
30	460	250	152	37	16	0	5
31	497	258	174	29	23	1	12
32	361	191	113	35	17	0	5
33	430	250	125	28	24	0	3
34	547	293	189	31	14	0	20
35	355	170	128	37	17	0	3
36	300	158	103	24	15	0	0
37	478	247	166	40	16	0	9
38	564	273	215	45	21	0	10
39	548	249	236	42	15	0	6
40	345	183	126	18	18	0	0
41	234	117	85	21	9	0	2
42	392	195	147	34	8	0	8
43	822	398	338	57	19	0	10
44	319	151	120	22	17	0	9
45	800	404	296	66	23	0	11
46	228	133	66	16	8	0	5
47	487	230	197	32	17	0	11
48	379	207	124	35	8	0	5
49	349	176	121	40	7	0	5
50	86	49	27	2	6	0	2
51	516	212	252	42	8	0	2
52	525	292	181	25	18	1	8
53	359	192	121	25	18	0	3
54	819	380	358	50	20	1	10

ATTORNEY GENERAL
DETAIL

LEGISLATIVE DISTRICT OR TOWN	TOTAL VOTES	LETITIA A. JAMES DEM	MICHAEL HENRY REP	MICHAEL HENRY CON	LETITIA A. JAMES WOR	SCATTER	BLANK AND VOID
Perinton							
55	391	188	168	21	10	0	4
56	788	367	339	53	20	0	9
Perinton	24,604	12,562	8,981	1,798	872	9	382
Pittsford							
1	348	199	107	20	18	0	4
2	376	231	97	21	20	0	7
3	590	362	177	21	20	0	10
4	524	300	162	43	12	0	7
5	320	205	72	28	13	0	2
6	250	170	54	10	8	0	8
7	196	125	53	9	8	0	1
8	408	199	170	27	8	0	4
9	404	199	156	28	15	0	6
10	613	338	209	35	23	0	8
11	366	183	131	28	16	0	8
12	458	253	166	21	13	0	5
13	280	149	87	20	23	0	1
14	506	262	192	33	12	0	7
15	295	149	113	14	16	0	3
16	353	204	108	18	16	0	7
17	488	300	136	24	22	0	6
18	365	215	109	18	18	0	5
19	249	101	104	33	6	0	5
20	436	246	138	29	16	0	7
21	413	255	120	19	12	0	7
22	499	297	147	34	18	0	3
23	357	190	121	32	9	1	4
24	454	276	140	20	10	0	8
25	483	279	151	34	9	0	10
26	423	224	144	38	15	1	1
27	379	229	121	17	9	0	3
28	414	253	133	12	13	0	3
29	389	184	152	35	12	1	5
30	387	233	118	16	12	1	7
31	505	276	196	20	12	0	1
32	463	257	163	25	14	0	4
33	783	447	267	39	23	0	7
34	668	385	219	40	18	0	6
Pittsford	14,442	8,175	4,733	861	489	4	180
Riga							
1	733	254	366	72	25	0	16
2	630	190	324	88	18	0	10

ATTORNEY GENERAL
DETAIL

LEGISLATIVE DISTRICT OR TOWN	TOTAL VOTES	LETITIA A. JAMES DEM	MICHAEL HENRY REP	MICHAEL HENRY CON	LETITIA A. JAMES WOR	SCATTER	BLANK AND VOID
Riga							
3	318	116	155	32	8	0	7
4	456	115	247	72	15	1	6
5	438	102	268	50	8	0	10
6	411	91	227	73	10	0	10
Riga	2,986	868	1,587	387	84	1	59
Rush							
1	525	206	216	72	23	0	8
2	360	97	197	49	7	0	10
3	478	212	194	41	24	1	6
4	574	216	262	63	24	1	8
Rush	1,937	731	869	225	78	2	32
Sweden							
1	444	191	188	43	12	0	10
2	168	79	57	18	11	0	3
3	430	215	153	44	16	0	2
4	505	205	206	67	15	1	11
5	113	59	41	5	7	0	1
6	373	151	159	42	14	0	7
7	365	156	150	42	13	0	4
8	384	106	212	47	13	0	6
9	375	144	179	35	13	0	4
10	653	156	364	109	13	0	11
11	128	61	50	11	5	0	1
12	393	125	196	60	9	0	3
Sweden	4,331	1,648	1,955	523	141	1	63
Webster							
1	401	183	165	33	13	0	7
2	610	293	251	41	18	0	7
3	508	264	183	40	15	0	6
4	240	105	98	27	7	0	3
5	457	198	202	34	19	0	4
6	343	150	151	22	14	0	6
7	528	228	230	44	14	0	12
8	421	167	191	40	13	1	9
9	425	160	198	41	19	0	7
10	951	376	435	96	31	0	13
11	522	182	275	43	13	0	9
12	583	224	283	54	11	0	11
13	438	187	199	28	21	0	3
14	370	186	136	30	12	0	6
15	336	159	138	22	15	0	2

ATTORNEY GENERAL
DETAIL

LEGISLATIVE DISTRICT OR TOWN	TOTAL VOTES	LETITIA A. JAMES DEM	MICHAEL HENRY REP	MICHAEL HENRY CON	LETITIA A. JAMES WOR	SCATTER	BLANK AND VOID
Webster							
16	562	259	241	45	10	0	7
17	390	132	203	39	14	0	2
18	326	136	147	24	11	0	8
19	695	261	347	62	16	1	8
20	791	265	432	69	18	0	7
21	568	238	244	55	16	0	15
22	443	162	207	46	15	0	13
23	390	175	149	43	15	1	7
24	1,281	517	587	114	43	1	19
25	737	308	347	53	16	1	12
26	509	213	225	45	14	1	11
27	751	327	327	67	17	0	13
28	451	195	200	38	15	0	3
29	269	145	93	19	7	0	5
30	269	125	114	19	9	0	2
31	469	168	231	52	12	0	6
32	614	236	288	66	12	0	12
33	429	172	184	57	11	0	5
34	265	111	126	17	6	1	4
35	297	133	113	37	11	0	3
36	366	158	152	36	8	0	12
37	747	327	326	63	24	0	7
38	450	219	180	25	14	0	12
39	436	219	165	31	13	0	8
40	429	215	161	28	15	1	9
41	703	294	316	57	25	0	11
42	570	253	237	52	12	0	16
43	405	165	194	28	12	0	6
Webster	21,745	9,190	9,671	1,882	646	8	348
Wheatland							
1	401	177	166	39	16	1	2
2	421	121	234	48	8	0	10
3	485	202	213	46	17	1	6
4	416	180	172	38	14	0	12
5	506	130	284	75	10	0	7
Wheatland	2,229	810	1,069	246	65	2	37
TOWNS	235,367	106,312	96,114	20,123	8,587	99	4,132
GRAND TOTAL:	277,983	135,525	102,865	21,734	12,285	135	5,439

UNITED STATES SENATOR
SUMMARY

LEGISLATIVE DISTRICT OR TOWN	TOTAL VOTES	CHARLES E. SCHUMER	JOE PINION	JOE PINION	CHARLES E. SCHUMER	DIANE SARE	SCATTER	BLANK AND VOID
		DEM	REP	CON	WOR	LAR		
Leg. Dist. 07	653	341	217	37	45	1	0	12
Leg. Dist. 16	12	10	1	0	1	0	0	0
Leg. Dist. 21	5,818	4,077	806	210	574	55	1	95
Leg. Dist. 22	2,810	2,280	235	60	122	19	1	93
Leg. Dist. 23	8,118	5,558	1,247	312	858	62	13	68
Leg. Dist. 24	4,770	3,247	497	129	771	57	9	60
Leg. Dist. 25	4,452	3,459	353	87	390	39	7	117
Leg. Dist. 26	3,956	2,250	1,165	240	191	32	4	74
Leg. Dist. 27	5,506	4,362	471	134	365	42	6	126
Leg. Dist. 28	2,808	1,914	530	125	131	24	1	83
Leg. Dist. 29	3,824	2,704	663	136	185	20	2	114
CITY	42,727	30,202	6,185	1,470	3,633	351	44	842
Brighton	15,786	10,731	3,109	630	1,122	79	9	106
Chili	12,462	5,329	5,272	1,246	438	49	2	126
Clarkson	2,888	932	1,466	367	82	6	1	34
East Rochester	2,247	1,162	768	147	127	12	0	31
Gates	10,813	4,869	4,544	834	362	46	10	148
Greece	37,424	15,605	16,548	3,458	1,177	151	23	462
Hamlin	3,613	1,024	1,999	421	98	16	6	49
Henrietta	15,282	8,117	5,142	1,153	638	82	2	148
Irondequoit	22,155	12,117	7,086	1,432	1,157	115	15	233
Mendon	4,912	2,336	1,907	441	161	22	1	44
Ogden	9,284	3,333	4,555	974	270	42	2	108
Parma	7,338	2,212	3,952	833	220	34	2	85
Penfield	19,043	9,592	7,048	1,477	702	74	9	141
Perinton	24,625	13,370	8,357	1,712	887	115	11	173
Pittsford	14,472	8,703	4,329	791	486	41	3	119
Riga	2,987	953	1,509	377	97	20	1	30
Rush	1,939	784	827	216	80	16	2	14
Sweden	4,339	1,763	1,852	503	155	23	3	40
Webster	21,755	9,897	9,078	1,790	692	91	14	193
Wheatland	2,230	858	1,037	237	71	11	2	14
TOWNS	235,594	113,687	90,385	19,039	9,022	1,045	118	2,298
GRAND TOTAL:	278,321	143,889	96,570	20,509	12,655	1,396	162	3,140

UNITED STATES SENATOR
DETAIL

LEGISLATIVE DISTRICT OR TOWN	TOTAL VOTES	CHARLES E. SCHUMER DEM	JOE PINION REP	JOE PINION CON	CHARLES E. SCHUMER WOR	DIANE SARE LAR	SCATTER	BLANK AND VOID
Leg. Dist. 07								
1	423	210	154	20	31	0	0	8
2	230	131	63	17	14	1	0	4
Leg. Dist. 07	653	341	217	37	45	1	0	12
Leg. Dist. 16								
1	12	10	1	0	1	0	0	0
Leg. Dist. 16	12	10	1	0	1	0	0	0
Leg. Dist. 21								
1	281	167	54	12	40	3	1	4
2	207	134	34	10	24	3	0	2
3	139	89	28	6	11	3	0	2
4	120	90	17	2	7	2	0	2
5	186	133	14	7	27	2	0	3
6	276	198	31	3	34	5	0	5
7	368	250	55	14	41	7	0	1
8	121	84	7	1	27	0	0	2
9	368	232	59	15	54	4	0	4
10	391	308	42	15	18	2	0	6
11	154	116	20	6	5	1	0	6
12	555	374	88	22	58	4	0	9
13	192	135	15	11	29	1	0	1
14	92	67	12	2	9	1	0	1
15	225	160	32	12	18	2	0	1
16	82	50	19	4	4	0	0	5
17	212	149	26	8	24	0	0	5
18	120	95	9	5	7	2	0	2
19	66	51	11	1	1	1	0	1
20	137	99	18	10	8	2	0	0
21	167	128	27	3	7	1	0	1
22	206	156	16	5	14	2	0	13
23	190	141	25	4	14	2	0	4
24	394	255	73	20	41	2	0	3
25	158	127	13	1	11	1	0	5
26	80	58	7	1	12	0	0	2
27	100	81	11	1	7	0	0	0
28	38	19	10	2	7	0	0	0
29	95	68	11	6	6	0	0	4

UNITED STATES SENATOR
DETAIL

LEGISLATIVE DISTRICT OR TOWN	TOTAL VOTES	CHARLES E. SCHUMER	JOE PINION	JOE PINION	CHARLES E. SCHUMER	DIANE SARE	SCATTER	BLANK AND VOID
		DEM	REP	CON	WOR	LAR		
Leg. Dist. 22	2,810	2,280	235	60	122	19	1	93
Leg. Dist. 23								
1	146	110	26	4	5	1	0	0
2	253	159	37	8	46	2	1	0
3	205	131	32	6	33	0	0	3
4	419	296	54	19	45	3	0	2
5	172	126	19	5	20	1	0	1
6	176	119	32	4	15	5	0	1
7	330	231	38	7	44	4	3	3
8	306	223	42	6	34	0	0	1
9	206	146	31	8	21	0	0	0
10	237	166	27	6	38	0	0	0
11	280	194	40	3	40	3	0	0
12	350	241	56	14	30	4	0	5
13	280	184	54	14	23	1	0	4
14	309	213	46	12	29	3	1	5
15	240	159	32	6	37	3	0	3
16	154	103	26	11	12	1	0	1
17	343	255	46	9	28	0	3	2
18	577	391	88	31	54	7	1	5
19	306	195	68	14	22	2	0	5
20	334	234	39	19	39	1	0	2
21	296	195	50	16	31	2	0	2
22	235	165	47	5	17	0	0	1
23	96	73	7	1	8	3	0	4
24	228	143	48	12	15	6	0	4
25	433	274	86	24	42	3	1	3
26	472	327	80	16	42	2	0	5
27	253	173	33	19	25	2	0	1
28	332	218	43	12	52	2	3	2
29	40	29	7	0	3	0	0	1
30	2	0	0	0	0	0	0	2
31	94	75	11	0	7	1	0	0
32	14	10	2	1	1	0	0	0
33	0	0	0	0	0	0	0	0
34	0	0	0	0	0	0	0	0
Leg. Dist. 23	8,118	5,558	1,247	312	858	62	13	68

UNITED STATES SENATOR
DETAIL

LEGISLATIVE DISTRICT OR TOWN	TOTAL VOTES	CHARLES E. SCHUMER	JOE PINION	JOE PINION	CHARLES E. SCHUMER	DIANE SARE	SCATTER	BLANK AND VOID
		DEM	REP	CON	WOR	LAR		
Leg. Dist. 24								
1	378	271	25	11	67	2	0	2
2	189	127	21	4	32	3	1	1
3	198	140	14	8	33	3	0	0
4	382	262	35	4	68	7	2	4
5	244	169	30	14	26	0	0	5
6	217	155	27	6	27	2	0	0
7	143	93	26	6	12	3	1	2
8	213	141	28	8	32	2	0	2
9	184	132	30	8	10	2	0	2
10	418	274	32	11	91	6	0	4
11	102	71	18	3	5	0	0	5
12	34	27	5	0	1	0	0	1
13	334	228	23	5	69	4	0	5
14	342	219	34	6	71	3	0	9
15	333	239	39	7	34	6	1	7
16	308	206	41	8	48	2	0	3
17	17	11	3	1	1	0	0	1
18	313	201	34	12	58	3	1	4
19	53	35	4	0	14	0	0	0
20	59	34	6	1	12	3	1	2
21	67	43	5	1	16	2	0	0
22	108	74	8	2	21	1	2	0
23	101	70	5	3	20	2	0	1
24	17	14	1	0	2	0	0	0
25	15	11	3	0	0	1	0	0
26	1	0	0	0	1	0	0	0
Leg. Dist. 24	4,770	3,247	497	129	771	57	9	60
Leg. Dist. 25								
1	351	277	39	7	24	0	0	4
2	172	146	9	0	10	2	0	5
3	232	192	18	5	9	1	0	7
4	81	71	3	3	2	0	1	1
5	155	135	6	2	7	0	0	5
6	180	114	15	5	42	2	1	1
7	198	168	4	3	6	3	0	14
8	173	155	8	2	3	0	0	5

UNITED STATES SENATOR
DETAIL

LEGISLATIVE DISTRICT OR TOWN	TOTAL VOTES	CHARLES E. SCHUMER	JOE PINION	JOE PINION	CHARLES E. SCHUMER	DIANE SARE	SCATTER	BLANK AND VOID
		DEM	REP	CON	WOR	LAR		
Leg. Dist. 25								
9	75	68	2	0	2	1	0	2
10	218	168	15	2	24	1	0	8
11	66	60	0	0	2	1	0	3
12	164	109	9	6	36	2	2	0
13	138	113	8	2	10	1	0	4
14	128	76	16	4	30	1	0	1
15	133	117	8	0	4	1	0	3
16	139	103	12	4	6	2	0	12
17	100	93	1	1	2	0	0	3
18	229	195	14	4	6	3	0	7
19	172	128	23	6	11	4	0	0
20	126	86	22	4	12	2	0	0
21	126	97	13	2	2	3	0	9
22	181	135	12	7	22	2	1	2
23	30	20	1	0	8	1	0	0
24	40	26	10	1	2	0	0	1
25	365	279	37	8	27	1	1	12
26	49	36	0	1	12	0	0	0
27	62	42	8	3	3	2	0	4
28	31	20	3	0	8	0	0	0
29	39	23	4	3	8	0	0	1
30	137	105	9	1	18	1	0	3
31	115	73	15	1	25	0	1	0
32	3	2	1	0	0	0	0	0
33	44	27	8	0	7	2	0	0
Leg. Dist. 25	4,452	3,459	353	87	390	39	7	117
Leg. Dist. 26								
1	475	257	158	31	23	0	0	6
2	188	88	76	11	6	1	0	6
3	158	93	41	9	7	3	0	5
4	224	119	70	17	12	2	0	4
5	198	112	53	22	10	0	0	1
6	176	123	28	8	9	1	1	6
7	173	111	44	10	5	1	0	2
8	223	155	48	9	9	0	0	2
9	228	147	38	12	17	6	1	7

UNITED STATES SENATOR
DETAIL

LEGISLATIVE DISTRICT OR TOWN	TOTAL VOTES	CHARLES E. SCHUMER DEM	JOE PINION REP	JOE PINION CON	CHARLES E. SCHUMER WOR	DIANE SARE LAR	SCATTER	BLANK AND VOID
Leg. Dist. 26								
10	186	123	38	10	9	1	0	5
11	240	151	71	6	6	4	0	2
12	281	134	111	17	14	0	1	4
13	275	137	96	18	13	3	0	8
14	297	152	91	26	17	3	0	8
15	175	113	37	7	16	1	0	1
16	251	129	93	16	10	1	0	2
17	208	106	72	11	8	5	1	5
Leg. Dist. 26	3,956	2,250	1,165	240	191	32	4	74
Leg. Dist. 27								
1	301	223	41	14	17	2	1	3
2	318	261	20	10	18	2	0	7
3	263	195	28	9	28	1	1	1
4	275	221	16	8	22	3	0	5
5	262	222	17	3	17	1	0	2
6	200	168	13	0	12	0	0	7
7	252	197	25	4	22	4	0	0
8	352	305	11	4	9	3	1	19
9	279	217	18	2	37	1	0	4
10	255	192	30	7	22	2	0	2
11	260	207	22	9	15	0	0	7
12	182	135	17	6	17	3	0	4
13	226	196	10	2	11	1	0	6
14	169	138	13	1	11	2	0	4
15	212	178	6	4	16	2	1	5
16	238	201	6	8	17	1	1	4
17	237	192	21	1	9	4	0	10
18	208	132	44	11	8	4	0	9
19	269	233	8	4	14	1	1	8
20	128	111	4	3	3	0	0	7
21	116	90	13	2	8	2	0	1
22	160	108	36	8	8	0	0	0
23	139	111	8	3	12	1	0	4
24	0	0	0	0	0	0	0	0
25	91	58	16	6	5	1	0	5
26	114	71	28	5	7	1	0	2

UNITED STATES SENATOR
DETAIL

LEGISLATIVE DISTRICT OR TOWN	TOTAL VOTES	CHARLES E. SCHUMER DEM	JOE PINION REP	JOE PINION CON	CHARLES E. SCHUMER WOR	DIANE SARE LAR	SCATTER	BLANK AND VOID
Leg. Dist. 27								
27	0	0	0	0	0	0	0	0
Leg. Dist. 27	5,506	4,362	471	134	365	42	6	126
Leg. Dist. 28								
1	167	129	22	6	4	0	0	6
2	44	22	13	2	5	1	0	1
3	74	60	8	2	1	0	0	3
4	130	76	29	2	7	4	0	12
5	108	73	25	5	5	0	0	0
6	247	170	47	14	12	1	1	2
7	283	175	66	18	11	4	0	9
8	125	95	12	6	3	0	0	9
9	178	121	41	5	9	0	0	2
10	53	39	8	3	1	1	0	1
11	107	70	22	5	3	2	0	5
12	79	49	19	2	2	2	0	5
13	139	93	27	10	5	0	0	4
14	149	103	26	10	4	1	0	5
15	42	24	9	5	4	0	0	0
16	153	104	30	4	10	2	0	3
17	20	12	7	0	0	0	0	1
18	166	135	22	2	4	1	0	2
19	2	2	0	0	0	0	0	0
20	211	129	45	10	20	2	0	5
21	199	131	37	11	17	3	0	0
22	80	60	11	2	2	0	0	5
23	52	42	4	1	2	0	0	3
Leg. Dist. 28	2,808	1,914	530	125	131	24	1	83
Leg. Dist. 29								
1	18	11	3	1	3	0	0	0
2	39	25	7	4	1	0	0	2
3	9	5	1	0	0	1	0	2
4	227	151	51	3	14	3	0	5
5	189	129	32	13	5	2	0	8
6	89	61	23	1	3	0	0	1
7	141	84	29	9	16	0	0	3
8	41	35	5	0	0	0	0	1

UNITED STATES SENATOR
DETAIL

LEGISLATIVE DISTRICT OR TOWN	TOTAL VOTES	CHARLES E. SCHUMER	JOE PINION	JOE PINION	CHARLES E. SCHUMER	DIANE SARE	SCATTER	BLANK AND VOID
		DEM	REP	CON	WOR	LAR		
Leg. Dist. 29								
9	295	211	55	12	10	0	0	7
10	214	164	28	8	6	0	0	8
11	194	121	45	9	11	1	0	7
12	198	144	34	5	7	1	0	7
13	76	64	8	0	2	0	0	2
14	70	49	14	1	2	1	0	3
15	147	115	21	4	4	1	0	2
16	46	38	4	3	0	0	0	1
17	124	77	31	8	5	0	0	3
18	252	158	57	8	24	1	0	4
19	89	63	18	2	4	0	0	2
20	218	170	26	5	10	1	0	6
21	238	155	37	14	23	1	1	7
22	96	78	6	2	3	0	0	7
23	160	108	34	4	2	4	0	8
24	231	167	35	8	14	2	1	4
25	38	32	2	2	2	0	0	0
26	78	59	8	3	4	0	0	4
27	0	0	0	0	0	0	0	0
28	2	2	0	0	0	0	0	0
29	29	22	6	0	1	0	0	0
30	14	5	4	1	3	0	0	1
31	16	11	4	0	1	0	0	0
32	19	14	1	2	1	1	0	0
33	227	176	34	4	4	0	0	9
Leg. Dist. 29	<u>3,824</u>	<u>2,704</u>	<u>663</u>	<u>136</u>	<u>185</u>	<u>20</u>	<u>2</u>	<u>114</u>
CITY	42,727	30,202	6,185	1,470	3,633	351	44	842
Brighton								
1	437	326	61	14	34	1	0	1
2	252	123	84	19	20	1	0	5
3	311	198	78	10	21	2	0	2
4	412	286	69	14	39	4	0	0
5	383	262	65	8	45	0	1	2
6	533	350	125	20	32	4	0	2
7	318	206	72	11	22	3	0	4
8	382	220	134	13	12	1	1	1

UNITED STATES SENATOR
DETAIL

LEGISLATIVE DISTRICT OR TOWN	TOTAL VOTES	CHARLES E. SCHUMER DEM	JOE PINION REP	JOE PINION CON	CHARLES E. SCHUMER WOR	DIANE SARE LAR	SCATTER	BLANK AND VOID
Brighton								
9	358	231	66	17	39	3	1	1
10	429	321	66	19	20	1	0	2
11	451	302	77	27	40	3	0	2
12	485	341	76	16	50	1	0	1
13	272	196	50	11	12	0	0	3
14	299	193	44	11	44	5	0	2
15	324	220	55	22	23	3	0	1
16	265	144	101	15	2	0	1	2
17	218	166	38	5	5	1	0	3
18	357	253	49	14	37	3	0	1
19	233	177	30	13	11	1	0	1
20	289	201	51	10	26	1	0	0
21	322	219	56	10	29	3	0	5
22	394	278	79	14	18	2	0	3
23	306	227	48	11	18	0	0	2
24	414	276	93	22	15	2	0	6
25	297	196	58	6	34	2	0	1
26	271	160	80	11	19	0	0	1
27	293	207	62	6	15	3	0	0
28	483	333	88	11	44	3	0	4
29	244	139	84	7	11	2	0	1
30	543	396	86	19	32	3	0	7
31	319	243	41	7	27	0	0	1
32	402	278	63	20	38	0	0	3
33	418	294	75	19	23	2	0	5
34	377	250	77	18	25	2	0	5
35	317	227	47	9	31	0	0	3
36	328	223	52	18	27	2	0	6
37	248	179	39	9	16	1	2	2
38	384	240	88	26	24	3	0	3
39	314	202	66	18	24	2	0	2
40	604	448	98	17	33	3	1	4
41	472	319	103	16	30	3	1	0
42	117	82	23	5	7	0	0	0
43	338	212	92	14	15	1	0	4
44	142	89	37	7	7	1	0	1
45	223	141	48	12	21	0	1	0

UNITED STATES SENATOR
DETAIL

LEGISLATIVE DISTRICT OR TOWN	TOTAL VOTES	CHARLES E. SCHUMER DEM	JOE PINION REP	JOE PINION CON	CHARLES E. SCHUMER WOR	DIANE SARE LAR	SCATTER	BLANK AND VOID
Brighton								
46	208	157	35	9	5	1	0	1
Brighton Chili	15,786	10,731	3,109	630	1,122	79	9	106
1	261	109	101	40	10	0	0	1
2	464	131	246	68	15	0	1	3
3	388	161	159	43	16	1	0	8
4	286	106	143	23	11	1	0	2
5	350	146	148	36	15	3	0	2
6	342	130	145	50	14	0	0	3
7	234	125	87	12	8	0	0	2
8	372	136	180	41	9	1	0	5
9	377	182	143	34	13	0	0	5
10	227	77	97	39	10	2	0	2
11	404	157	180	45	19	1	0	2
12	338	154	136	29	17	1	0	1
13	505	213	225	44	13	4	0	6
14	350	120	164	44	17	3	1	1
15	300	143	113	33	6	0	0	5
16	717	292	330	64	17	2	0	12
17	926	371	435	86	19	2	0	13
18	377	144	183	38	5	2	0	5
19	322	154	129	22	10	2	0	5
20	488	252	165	40	26	2	0	3
21	248	105	102	23	13	3	0	2
22	451	277	131	20	17	2	0	4
23	317	132	132	34	15	2	0	2
24	769	354	312	69	21	2	0	11
25	273	158	84	15	14	0	0	2
26	471	143	248	59	14	3	0	4
27	334	150	130	36	17	0	0	1
28	287	141	107	28	7	1	0	3
29	265	100	116	34	9	5	0	1
30	203	89	82	23	7	1	0	1
31	351	188	116	29	13	1	0	4
32	465	189	203	45	21	2	0	5
Chili	12,462	5,329	5,272	1,246	438	49	2	126

UNITED STATES SENATOR
DETAIL

LEGISLATIVE DISTRICT OR TOWN	TOTAL VOTES	CHARLES E. SCHUMER DEM	JOE PINION REP	JOE PINION CON	CHARLES E. SCHUMER WOR	DIANE SARE LAR	SCATTER	BLANK AND VOID
Clarkson								
1	603	166	346	74	11	1	0	5
2	66	20	33	9	4	0	0	0
3	434	185	192	44	8	1	0	4
4	649	164	369	82	21	1	0	12
5	768	263	359	107	27	3	1	8
6	368	134	167	51	11	0	0	5
Clarkson	2,888	932	1,466	367	82	6	1	34
East Rochester								
1	338	163	135	21	14	1	0	4
2	313	156	104	20	24	2	0	7
3	318	148	117	37	13	2	0	1
4	303	160	107	9	19	1	0	7
5	287	153	86	20	22	3	0	3
6	376	217	114	21	16	3	0	5
7	312	165	105	19	19	0	0	4
East Rochester	2,247	1,162	768	147	127	12	0	31
Gates								
1	223	115	63	24	16	2	0	3
2	276	122	121	19	6	2	1	5
3	277	136	107	17	11	1	0	5
4	315	139	140	21	12	0	0	3
5	357	183	120	30	16	1	0	7
6	302	159	106	21	12	1	1	2
7	778	315	370	60	25	3	0	5
8	238	97	115	18	6	0	0	2
9	332	157	143	14	9	1	0	8
10	195	107	65	15	5	3	0	0
11	250	109	105	22	9	0	0	5
12	208	101	85	13	6	1	0	2
13	320	133	138	18	16	2	0	13
14	243	108	103	20	6	1	1	4
15	480	212	214	28	15	3	2	6
16	261	133	96	21	8	0	0	3
17	299	136	123	27	13	0	0	0
18	372	132	188	40	6	2	1	3
19	277	124	116	24	9	1	0	3

UNITED STATES SENATOR
DETAIL

LEGISLATIVE DISTRICT OR TOWN	TOTAL VOTES	CHARLES E. SCHUMER DEM	JOE PINION REP	JOE PINION CON	CHARLES E. SCHUMER WOR	DIANE SARE LAR	SCATTER	BLANK AND VOID
Gates								
20	322	159	125	20	13	2	0	3
21	286	134	123	14	11	1	0	3
22	234	116	81	21	8	3	0	5
23	307	129	143	20	8	5	0	2
24	722	360	269	54	30	0	1	8
25	199	72	94	23	8	0	0	2
26	403	131	212	43	10	0	0	7
27	414	197	168	31	5	3	0	10
28	248	105	110	20	7	1	0	5
29	278	144	104	17	8	1	1	3
30	212	85	102	13	4	1	0	7
31	246	106	105	21	9	1	0	4
32	317	148	119	28	18	1	0	3
33	147	77	53	11	4	0	1	1
34	260	97	128	23	5	2	1	4
35	215	91	90	23	8	1	0	2
Gates	10,813	4,869	4,544	834	362	46	10	148
Greece								
1	292	115	129	39	7	0	0	2
2	428	126	222	53	17	4	1	5
3	229	85	107	26	10	0	0	1
4	262	132	98	24	4	0	0	4
5	219	105	89	13	10	0	1	1
6	190	89	73	19	5	0	0	4
7	312	125	144	26	12	1	0	4
8	249	101	96	33	14	1	0	4
9	283	132	113	18	14	4	0	2
10	279	111	120	25	15	3	0	5
11	153	75	61	7	6	2	0	2
12	182	72	81	16	10	1	0	2
13	252	120	94	24	11	0	0	3
14	215	104	79	20	10	1	0	1
15	297	133	134	20	8	0	1	1
16	209	95	83	22	5	1	0	3
17	412	170	195	35	10	0	0	2
18	366	166	151	35	8	1	0	5

UNITED STATES SENATOR
DETAIL

LEGISLATIVE DISTRICT OR TOWN	TOTAL VOTES	CHARLES E. SCHUMER DEM	JOE PINION REP	JOE PINION CON	CHARLES E. SCHUMER WOR	DIANE SARE LAR	SCATTER	BLANK AND VOID
Greece								
19	261	116	106	15	17	0	0	7
20	283	138	110	21	9	2	0	3
21	292	117	124	31	14	3	0	3
22	212	95	91	14	6	3	1	2
23	392	192	142	40	11	2	0	5
24	448	164	235	31	11	2	0	5
25	278	127	107	27	10	3	0	4
26	235	107	87	26	9	2	0	4
27	567	233	262	46	14	2	0	10
28	415	151	216	32	12	1	0	3
29	326	135	147	30	13	1	0	0
30	212	83	93	18	12	1	0	5
31	248	97	100	25	13	6	0	7
32	264	112	106	26	13	2	2	3
33	398	146	194	41	11	0	0	6
34	385	156	164	43	16	2	0	4
35	303	128	121	31	18	0	0	5
36	374	160	159	29	13	1	0	12
37	247	96	120	24	6	0	0	1
38	494	190	227	48	18	3	0	8
39	204	87	91	17	7	1	0	1
40	255	124	93	20	11	4	0	3
41	339	168	125	27	11	3	0	5
42	300	135	122	24	13	3	0	3
43	428	140	210	54	15	1	0	8
44	472	202	201	43	18	3	1	4
45	570	185	316	45	10	3	0	11
46	221	114	69	22	16	0	0	0
47	292	125	112	35	15	1	1	3
48	218	88	107	17	3	1	0	2
49	222	98	89	24	6	0	0	5
50	294	122	134	28	7	2	0	1
51	195	84	87	16	5	0	0	3
52	428	175	196	33	21	0	0	3
53	229	116	83	18	6	0	0	6
54	415	134	219	48	8	1	0	5
55	249	91	135	17	3	1	0	2

UNITED STATES SENATOR
DETAIL

LEGISLATIVE DISTRICT OR TOWN	TOTAL VOTES	CHARLES E. SCHUMER DEM	JOE PINION REP	JOE PINION CON	CHARLES E. SCHUMER WOR	DIANE SARE LAR	SCATTER	BLANK AND VOID
Greece								
56	366	176	154	22	7	0	0	7
57	318	124	148	28	12	2	0	4
58	412	170	190	35	13	2	0	2
59	182	107	44	13	13	1	1	3
60	270	120	112	26	8	2	0	2
61	303	141	117	29	10	0	0	6
62	396	167	166	37	16	4	1	5
63	338	157	121	33	19	2	0	6
64	278	118	130	18	7	1	2	2
65	343	174	135	22	5	1	0	6
66	174	74	77	13	5	2	1	2
67	291	90	156	28	11	2	0	4
68	373	129	173	49	17	1	0	4
69	215	83	100	20	7	3	0	2
70	1,123	385	589	113	20	1	1	14
71	403	190	170	28	10	0	1	4
72	501	211	218	48	17	3	0	4
73	146	59	68	12	4	0	0	3
74	275	138	112	13	5	1	1	5
75	225	101	97	19	4	2	0	2
76	305	104	160	30	6	0	0	5
77	330	144	141	30	8	3	0	4
78	222	97	88	24	10	0	0	3
79	722	282	334	74	18	1	2	11
80	456	195	205	37	12	1	0	6
81	221	85	104	21	7	1	0	3
82	365	195	115	28	20	3	0	4
83	176	76	62	20	13	1	0	4
84	414	170	188	36	15	2	0	3
85	412	172	186	38	9	1	0	6
86	405	150	191	44	7	2	0	11
87	290	131	124	30	4	1	0	0
88	444	209	176	40	12	2	0	5
89	271	122	125	15	7	0	0	2
90	440	152	217	58	7	3	1	2
91	649	260	295	76	10	0	0	8

UNITED STATES SENATOR
DETAIL

LEGISLATIVE DISTRICT OR TOWN	TOTAL VOTES	CHARLES E. SCHUMER DEM	JOE PINION REP	JOE PINION CON	CHARLES E. SCHUMER WOR	DIANE SARE LAR	SCATTER	BLANK AND VOID
Greece								
92	547	242	238	41	20	2	0	4
93	447	232	165	38	10	0	0	2
94	389	165	168	37	13	1	0	5
95	251	118	102	17	7	6	0	1
96	392	212	136	31	6	2	0	5
97	616	256	283	57	8	0	3	9
98	545	236	232	45	25	3	0	4
99	406	133	214	44	9	0	0	6
100	547	252	230	43	15	0	0	7
101	231	89	107	22	9	1	0	3
102	546	220	265	39	13	1	1	7
103	404	156	173	48	19	1	0	7
104	278	97	139	29	9	0	0	4
105	463	198	199	51	10	2	0	3
106	330	116	164	36	7	1	0	6
107	290	88	166	27	7	0	0	2
108	354	124	179	40	6	1	0	4
109	540	226	231	65	12	0	0	6
Greece	37,424	15,605	16,548	3,458	1,177	151	23	462
Hamlin								
1	373	109	210	33	11	3	0	7
2	408	106	232	51	13	2	0	4
3	423	118	228	58	9	1	0	9
4	307	71	192	37	5	1	0	1
5	373	95	209	57	8	0	0	4
6	312	99	176	22	10	1	3	1
7	499	162	242	63	20	3	0	9
8	257	66	147	32	9	1	0	2
9	222	62	128	20	5	2	0	5
10	439	136	235	48	8	2	3	7
Hamlin	3,613	1,024	1,999	421	98	16	6	49
Henrietta								
1	438	200	186	28	17	5	0	2
2	405	193	149	34	25	2	0	2
3	193	118	42	16	13	2	0	2
4	391	243	111	14	15	2	1	5

UNITED STATES SENATOR
DETAIL

LEGISLATIVE DISTRICT OR TOWN	TOTAL VOTES	CHARLES E. SCHUMER	JOE PINION	JOE PINION	CHARLES E. SCHUMER	DIANE SARE	SCATTER	BLANK AND VOID
		DEM	REP	CON	WOR	LAR		
Henrietta								
5	376	181	138	37	14	3	0	3
6	322	147	126	28	18	1	0	2
7	295	156	93	27	13	1	0	5
8	305	140	127	24	10	0	0	4
9	235	140	68	18	5	1	0	3
10	364	169	138	34	19	0	0	4
11	304	164	101	16	12	4	0	7
12	331	165	119	27	16	3	0	1
13	660	381	201	43	25	2	0	8
14	285	160	86	26	9	3	0	1
15	583	336	176	30	27	5	0	9
16	210	106	74	12	13	0	0	5
17	395	222	109	36	21	3	0	4
18	394	202	156	21	13	0	0	2
19	317	158	116	27	16	0	0	0
20	597	322	192	48	29	1	0	5
21	287	156	99	21	11	0	0	0
22	542	311	166	38	15	4	0	8
23	370	197	103	39	18	6	0	7
24	470	283	115	32	28	6	1	5
25	347	158	130	37	21	1	0	0
26	782	389	276	81	26	3	0	7
27	567	294	209	42	15	0	0	7
28	460	222	176	39	16	3	0	4
29	1,295	668	470	94	43	8	0	12
30	865	498	260	54	38	8	0	7
31	275	151	91	20	8	2	0	3
32	614	393	151	34	27	2	0	7
33	261	125	94	24	17	0	0	1
34	232	119	90	16	6	0	0	1
35	515	250	204	36	19	1	0	5
Henrietta	15,282	8,117	5,142	1,153	638	82	2	148
Irondequoit								
1	457	262	132	36	17	3	0	7
2	275	134	98	22	15	4	0	2
3	380	182	145	25	22	2	0	4

UNITED STATES SENATOR
DETAIL

LEGISLATIVE DISTRICT OR TOWN	TOTAL VOTES	CHARLES E. SCHUMER	JOE PINION	JOE PINION	CHARLES E. SCHUMER	DIANE SARE	SCATTER	BLANK AND VOID
		DEM	REP	CON	WOR	LAR		
Irondequoit								
4	138	70	56	7	5	0	0	0
5	321	177	106	13	20	3	1	1
6	536	321	132	42	38	1	1	1
7	455	248	138	43	20	2	1	3
8	371	182	137	32	15	3	0	2
9	355	163	142	22	16	1	1	10
10	364	208	107	30	12	3	0	4
11	200	106	67	11	12	1	0	3
12	306	195	74	15	15	3	0	4
13	456	287	111	22	31	0	1	4
14	485	226	187	39	27	4	1	1
15	417	231	139	24	19	0	0	4
16	605	342	183	40	30	3	0	7
17	239	134	66	11	19	3	1	5
18	354	187	115	28	18	4	0	2
19	403	275	81	15	27	0	0	5
20	302	162	102	25	11	0	0	2
21	369	214	98	26	26	1	1	3
22	400	214	121	30	29	3	1	2
23	318	186	93	19	16	2	0	2
24	312	175	80	32	20	1	0	4
25	334	174	106	33	15	4	0	2
26	229	133	72	12	11	0	0	1
27	229	128	76	10	13	1	0	1
28	325	139	141	32	9	2	0	2
29	313	170	103	13	20	0	0	7
30	320	165	108	25	18	1	0	3
31	442	247	133	16	36	3	2	5
32	362	220	84	19	35	3	0	1
33	252	121	94	25	11	0	0	1
34	524	258	207	34	20	2	0	3
35	275	173	74	6	20	1	0	1
36	188	112	53	8	10	1	0	4
37	297	162	97	20	14	1	0	3
38	182	105	48	6	19	0	0	4
39	21	14	5	0	1	0	0	1
40	258	150	68	21	11	1	0	7

UNITED STATES SENATOR
DETAIL

LEGISLATIVE DISTRICT OR TOWN	TOTAL VOTES	CHARLES E. SCHUMER	JOE PINION	JOE PINION	CHARLES E. SCHUMER	DIANE SARE	SCATTER	BLANK AND VOID
		DEM	REP	CON	WOR	LAR		
Irondequoit								
41	359	206	97	19	27	7	0	3
42	391	193	146	33	12	4	1	2
43	288	153	88	25	19	1	0	2
44	615	310	242	35	22	1	0	5
45	228	122	76	15	9	2	0	4
46	316	151	136	9	13	1	0	6
47	133	67	48	10	4	0	0	4
48	288	159	98	16	7	3	0	5
49	481	246	171	34	24	2	0	4
50	231	133	73	8	7	2	0	8
51	411	219	121	40	27	0	0	4
52	341	196	104	19	19	1	1	1
53	308	162	111	11	16	2	0	6
54	126	65	42	11	4	1	0	3
55	382	242	89	22	21	4	0	4
56	261	149	75	12	19	4	0	2
57	471	265	155	24	21	0	0	6
58	369	213	114	22	15	0	0	5
59	312	150	121	25	12	0	0	4
60	321	154	117	26	18	3	0	3
61	441	237	144	31	26	1	0	2
62	377	223	107	25	19	1	0	2
63	263	140	89	16	12	2	0	4
64	184	125	40	8	5	1	1	4
65	218	126	65	9	13	3	0	2
66	142	95	37	5	3	1	0	1
67	239	112	95	17	8	1	0	6
68	290	152	106	16	12	0	1	3
Irondequoit	22,155	12,117	7,086	1,432	1,157	115	15	233
Mendon								
1	640	313	242	67	14	1	0	3
2	584	312	186	45	31	5	0	5
3	617	284	239	60	25	3	0	6
4	456	233	170	22	20	4	0	7
5	606	303	212	59	23	3	1	5
6	610	252	267	67	17	1	0	6

UNITED STATES SENATOR
DETAIL

LEGISLATIVE DISTRICT OR TOWN	TOTAL VOTES	CHARLES E. SCHUMER DEM	JOE PINION REP	JOE PINION CON	CHARLES E. SCHUMER WOR	DIANE SARE LAR	SCATTER	BLANK AND VOID
Mendon								
7	653	287	283	61	14	2	0	6
8	258	119	114	14	7	1	0	3
9	488	233	194	46	10	2	0	3
Mendon	4,912	2,336	1,907	441	161	22	1	44
Ogden								
1	414	186	168	48	6	2	0	4
2	391	153	183	35	11	3	0	6
3	684	244	350	60	18	2	1	9
4	387	132	202	44	5	1	0	3
5	408	138	199	46	19	2	0	4
6	550	234	255	38	13	4	0	6
7	290	78	155	39	10	1	0	7
8	485	191	237	36	11	6	0	4
9	413	171	185	35	15	1	0	6
10	412	156	203	38	8	3	0	4
11	470	158	229	69	10	0	0	4
12	632	188	347	71	18	1	0	7
13	446	177	203	35	22	1	0	8
14	379	149	177	39	9	3	0	2
15	604	197	323	63	10	1	0	10
16	302	72	172	46	7	1	0	4
17	401	113	211	53	15	3	1	5
18	628	253	280	56	31	2	0	6
19	470	177	223	46	17	2	0	5
20	518	166	253	77	15	3	0	4
Ogden	9,284	3,333	4,555	974	270	42	2	108
Parma								
1	539	189	250	65	27	2	0	6
2	558	176	290	67	14	4	0	7
3	413	124	223	47	10	5	0	4
4	479	95	303	55	22	0	1	3
5	292	94	152	28	13	1	0	4
6	249	55	147	34	5	2	0	6
7	414	118	228	50	13	2	0	3
8	519	198	239	58	14	3	0	7
9	509	130	294	66	15	3	0	1

UNITED STATES SENATOR
DETAIL

LEGISLATIVE DISTRICT OR TOWN	TOTAL VOTES	CHARLES E. SCHUMER DEM	JOE PINION REP	JOE PINION CON	CHARLES E. SCHUMER WOR	DIANE SARE LAR	SCATTER	BLANK AND VOID
Parma								
10	438	118	233	62	13	5	0	7
11	500	171	253	58	8	2	0	8
12	529	189	262	52	19	3	0	4
13	970	288	562	90	20	1	0	9
14	365	115	198	37	6	1	1	7
15	564	152	318	64	21	0	0	9
Parma	7,338	2,212	3,952	833	220	34	2	85
Penfield								
1	205	105	72	15	10	2	0	1
2	368	198	122	22	21	2	0	3
3	433	193	176	43	15	0	0	6
4	681	268	301	89	17	2	0	4
5	486	251	170	40	23	0	0	2
6	370	152	174	28	11	1	0	4
7	391	221	111	32	21	3	0	3
8	211	80	102	19	8	2	0	0
9	473	321	101	30	14	2	0	5
10	303	158	106	19	15	2	1	2
11	260	116	104	21	15	2	1	1
12	407	252	105	26	18	0	0	6
13	598	296	227	53	12	3	0	7
14	551	188	272	63	21	1	0	6
15	657	360	238	42	10	1	0	6
16	187	101	62	11	11	1	0	1
17	430	227	145	34	18	2	0	4
18	303	156	114	18	13	0	1	1
19	595	314	199	47	27	0	0	8
20	500	250	184	36	21	3	0	6
21	477	282	140	30	19	4	1	1
22	460	286	124	24	20	3	1	2
23	654	348	225	47	26	3	1	4
24	571	284	197	53	28	1	0	8
25	360	161	150	36	12	0	0	1
26	285	127	116	22	17	2	0	1
27	447	266	140	28	11	2	0	0
28	359	174	130	42	10	1	0	2

UNITED STATES SENATOR
DETAIL

LEGISLATIVE DISTRICT OR TOWN	TOTAL VOTES	CHARLES E. SCHUMER DEM	JOE PINION REP	JOE PINION CON	CHARLES E. SCHUMER WOR	DIANE SARE LAR	SCATTER	BLANK AND VOID
Penfield								
29	562	321	166	41	30	1	1	2
30	901	416	365	79	24	3	0	14
31	383	219	130	17	15	1	0	1
32	179	119	42	13	5	0	0	0
33	386	190	132	36	24	2	0	2
34	572	278	243	31	12	2	1	5
35	620	338	208	41	29	3	0	1
36	447	247	142	27	23	6	0	2
37	890	392	398	70	20	2	1	7
38	290	128	133	15	10	0	0	4
39	329	158	123	32	12	3	0	1
40	420	201	180	25	6	5	0	3
41	578	259	259	41	15	0	0	4
42	464	191	220	39	13	1	0	0
Penfield	19,043	9,592	7,048	1,477	702	74	9	141
Perinton								
1	746	384	283	51	18	4	0	6
2	518	298	156	36	20	3	0	5
3	366	196	120	41	5	1	0	3
4	402	231	112	28	24	3	0	4
5	213	121	61	14	16	1	0	0
6	354	233	79	19	18	0	1	4
7	497	278	162	30	23	2	0	2
8	414	235	138	25	13	1	0	2
9	570	283	211	47	18	5	1	5
10	494	283	155	27	22	2	0	5
11	282	143	95	24	13	3	0	4
12	405	234	120	30	16	3	0	2
13	382	206	132	32	11	1	0	0
14	408	223	143	28	11	0	0	3
15	472	251	173	26	15	4	1	2
16	347	185	115	35	12	0	0	0
17	420	251	116	27	23	2	0	1
18	399	203	138	34	17	1	0	6
19	363	193	125	27	13	2	1	2
20	392	214	135	27	12	3	0	1

UNITED STATES SENATOR
DETAIL

LEGISLATIVE DISTRICT OR TOWN	TOTAL VOTES	CHARLES E. SCHUMER DEM	JOE PINION REP	JOE PINION CON	CHARLES E. SCHUMER WOR	DIANE SARE LAR	SCATTER	BLANK AND VOID
Perinton								
21	475	260	143	39	25	4	0	4
22	302	153	104	26	16	1	1	1
23	602	341	190	34	27	3	0	7
24	622	339	217	39	17	1	1	8
25	348	209	89	23	20	1	0	6
26	448	249	155	32	7	1	0	4
27	376	201	134	21	12	5	0	3
28	348	182	130	23	9	1	0	3
29	274	151	90	19	9	2	0	3
30	460	264	143	31	18	2	0	2
31	497	270	170	29	21	2	1	4
32	361	204	107	29	17	2	0	2
33	431	266	117	24	24	0	0	0
34	548	320	174	32	15	2	0	5
35	355	182	116	37	16	3	0	1
36	300	162	101	22	15	0	0	0
37	478	274	155	30	17	0	0	2
38	564	299	196	45	13	5	1	5
39	548	256	225	43	16	3	0	5
40	345	185	123	15	18	2	0	2
41	235	128	78	20	6	2	0	1
42	392	209	133	35	8	4	1	2
43	822	444	293	52	25	1	0	7
44	320	165	109	20	21	3	0	2
45	800	425	281	66	25	1	0	2
46	228	142	60	14	9	1	0	2
47	487	249	183	29	19	2	0	5
48	379	217	115	31	9	3	0	4
49	349	189	113	35	8	1	0	3
50	86	51	24	1	5	3	0	2
51	517	216	249	41	8	1	0	2
52	526	317	162	24	15	2	1	5
53	359	203	111	26	16	1	0	2
54	819	400	341	46	22	2	1	7
55	392	208	144	21	15	4	0	0
56	788	395	313	50	24	3	0	3

UNITED STATES SENATOR
DETAIL

LEGISLATIVE DISTRICT OR TOWN	TOTAL VOTES	CHARLES E. SCHUMER	JOE PINION	JOE PINION	CHARLES E. SCHUMER	DIANE SARE	SCATTER	BLANK AND VOID
		DEM	REP	CON	WOR	LAR		
Perinton	24,625	13,370	8,357	1,712	887	115	11	173
Pittsford								
1	348	210	97	18	18	2	0	3
2	376	240	89	19	23	1	0	4
3	593	386	158	23	17	3	0	6
4	525	336	145	33	10	0	0	1
5	320	213	65	25	15	0	0	2
6	250	174	55	7	7	2	0	5
7	196	125	49	10	9	0	0	3
8	408	217	154	26	7	1	0	3
9	407	222	140	24	16	2	0	3
10	613	355	194	31	25	1	0	7
11	367	197	126	23	14	0	0	7
12	459	270	152	22	11	1	0	3
13	281	150	81	24	19	6	0	1
14	507	288	172	28	13	1	0	5
15	296	154	108	15	17	0	0	2
16	353	217	97	19	15	0	0	5
17	488	314	122	22	25	1	1	3
18	365	232	99	15	16	1	0	2
19	249	113	88	37	9	1	0	1
20	437	274	117	27	14	1	0	4
21	413	265	114	15	12	2	0	5
22	503	314	135	33	16	1	0	4
23	358	196	119	27	9	1	1	5
24	455	282	138	18	11	0	0	6
25	484	298	137	29	11	2	0	7
26	424	242	131	34	14	1	1	1
27	382	252	103	17	8	1	0	1
28	415	261	130	13	9	0	0	2
29	390	202	139	33	12	1	0	3
30	389	250	111	14	10	1	0	3
31	505	299	168	17	17	2	0	2
32	464	272	149	21	18	1	0	3
33	784	474	247	35	23	2	0	3
34	668	409	200	37	16	2	0	4
Pittsford	14,472	8,703	4,329	791	486	41	3	119

UNITED STATES SENATOR
DETAIL

LEGISLATIVE DISTRICT OR TOWN		TOTAL VOTES	CHARLES E. SCHUMER DEM	JOE PINION REP	JOE PINION CON	CHARLES E. SCHUMER WOR	DIANE SARE LAR	SCATTER	BLANK AND VOID
Riga									
1		733	276	342	66	33	5	0	11
2		630	206	309	88	19	3	0	5
3		318	127	149	33	5	2	0	2
4		456	131	234	64	20	3	1	3
5		439	116	257	47	10	5	0	4
6		411	97	218	79	10	2	0	5
Riga		2,987	953	1,509	377	97	20	1	30
Rush									
1		525	222	202	67	25	6	0	3
2		360	111	183	48	12	3	0	3
3		480	224	189	40	20	3	1	3
4		574	227	253	61	23	4	1	5
Rush		1,939	784	827	216	80	16	2	14
Sweden									
1		444	212	166	42	18	0	0	6
2		169	82	58	14	11	2	0	2
3		430	235	139	39	15	2	0	0
4		505	215	202	68	13	1	2	4
5		113	62	38	5	8	0	0	0
6		375	163	148	37	17	5	0	5
7		365	163	134	46	16	3	1	2
8		384	115	200	48	14	3	0	4
9		377	152	170	33	15	2	0	5
10		653	170	352	104	16	2	0	9
11		130	67	44	11	5	2	0	1
12		394	127	201	56	7	1	0	2
Sweden		4,339	1,763	1,852	503	155	23	3	40
Webster									
1		401	204	148	32	12	2	1	2
2		610	304	240	36	22	4	1	3
3		508	268	179	39	18	2	0	2
4		240	115	91	24	8	0	1	1
5		457	206	187	32	25	5	0	2
6		343	164	138	23	14	2	0	2
7		528	244	215	46	16	2	0	5

UNITED STATES SENATOR
DETAIL

LEGISLATIVE DISTRICT OR TOWN	TOTAL VOTES	CHARLES E. SCHUMER DEM	JOE PINION REP	JOE PINION CON	CHARLES E. SCHUMER WOR	DIANE SARE LAR	SCATTER	BLANK AND VOID
Webster								
8	422	185	174	36	16	4	1	6
9	425	170	186	39	22	3	0	5
10	951	399	417	93	34	1	1	6
11	522	202	257	40	17	0	0	6
12	583	246	266	49	13	4	0	5
13	439	198	186	28	21	2	0	4
14	372	199	128	29	8	3	0	5
15	336	160	133	22	15	1	0	5
16	562	280	222	42	11	1	0	6
17	390	151	187	38	13	0	0	1
18	327	149	139	22	12	3	0	2
19	696	279	329	59	22	1	0	6
20	792	296	416	61	16	0	0	3
21	568	263	231	53	13	1	0	7
22	443	181	190	45	17	6	0	4
23	390	184	138	39	16	5	1	7
24	1,281	570	536	108	48	7	1	11
25	737	339	326	53	11	2	1	5
26	509	232	210	42	12	2	1	10
27	751	344	320	64	19	2	0	2
28	451	199	192	39	15	3	0	3
29	269	146	93	20	9	1	0	0
30	269	124	110	18	8	4	1	4
31	469	187	207	50	18	0	2	5
32	614	260	266	66	11	1	0	10
33	429	190	169	54	12	1	0	3
34	265	123	117	15	8	1	1	0
35	298	136	109	37	12	1	0	3
36	368	174	150	32	6	1	0	5
37	747	355	300	59	28	1	0	4
38	450	234	167	25	19	1	0	4
39	436	239	152	27	13	3	0	2
40	429	225	156	25	12	0	1	10
41	703	316	297	55	23	4	0	8
42	570	270	229	51	14	1	0	5
43	405	187	175	23	13	3	0	4

UNITED STATES SENATOR
DETAIL

LEGISLATIVE DISTRICT OR TOWN	TOTAL VOTES	CHARLES E. SCHUMER DEM	JOE PINION REP	JOE PINION CON	CHARLES E. SCHUMER WOR	DIANE SARE LAR	SCATTER	BLANK AND VOID
Webster	21,755	9,897	9,078	1,790	692	91	14	193
Wheatland								
1	402	183	162	38	14	2	1	2
2	421	130	221	51	13	1	0	5
3	485	217	199	44	19	3	1	2
4	416	191	170	35	13	4	0	3
5	506	137	285	69	12	1	0	2
Wheatland	2,230	858	1,037	237	71	11	2	14
TOWNS	235,594	113,687	90,385	19,039	9,022	1,045	118	2,298
GRAND TOTAL:	278,321	143,889	96,570	20,509	12,655	1,396	162	3,140

STATE SUPREME COURT JUSTICE
7TH JUDICIAL DISTRICT
(VOTE FOR 2)
SUMMARY

LEGISLATIVE DISTRICT OR TOWN	TOTAL VOTES	ROMAN MISULA	MAROUN AJAKA	JAMES A. VAZZANA	JASON L. COOK	JAMES A. VAZZANA	JASON L. COOK	SCATTER	BLANK AND VOID
		DEM	DEM	REP	REP	CON	CON		
Leg. Dist. 07	1,304	297	264	266	226	55	50	0	146
Leg. Dist. 16	24	9	10	3	1	0	0	0	1
Leg. Dist. 21	11,616	4,122	3,835	1,050	867	285	254	4	1,199
Leg. Dist. 22	5,612	2,013	1,877	314	264	85	79	0	980
Leg. Dist. 23	16,142	5,670	5,383	1,777	1,377	397	350	22	1,166
Leg. Dist. 24	9,506	3,667	3,518	723	545	192	174	5	682
Leg. Dist. 25	8,898	3,305	3,110	491	394	134	119	5	1,340
Leg. Dist. 26	7,906	2,051	1,860	1,400	1,191	313	293	4	794
Leg. Dist. 27	10,996	4,059	3,760	665	533	204	190	9	1,576
Leg. Dist. 28	5,594	1,735	1,551	662	574	152	139	0	781
Leg. Dist. 29	7,634	2,417	2,193	823	698	181	165	2	1,155
CITY	85,232	29,345	27,361	8,174	6,670	1,998	1,813	51	9,820
Brighton	31,478	10,542	10,053	4,235	3,480	801	742	4	1,621
Chili	24,894	4,731	4,369	6,039	5,474	1,453	1,446	0	1,382
Clarkson	5,776	783	720	1,636	1,493	409	407	1	327
East Rochester	4,488	1,097	1,034	936	844	182	169	0	226
Gates	21,618	4,179	3,832	5,338	4,793	1,036	972	10	1,458
Greece	74,808	12,911	11,872	19,577	17,351	4,174	3,973	22	4,928
Hamlin	7,226	851	784	2,165	1,984	478	468	11	485
Henrietta	30,538	7,461	6,996	6,107	5,519	1,420	1,387	6	1,642
Irondequoit	44,254	11,212	10,443	8,775	7,566	1,819	1,652	7	2,780
Mendon	9,820	2,175	2,044	2,148	2,015	497	485	0	456
Ogden	18,554	2,831	2,614	5,199	4,770	1,088	1,087	0	965
Parma	14,666	1,841	1,669	4,350	4,001	922	911	0	972
Penfield	38,066	8,625	8,103	8,563	7,404	1,780	1,657	9	1,925
Perinton	49,208	11,822	11,160	10,523	9,086	2,050	2,008	6	2,553
Pittsford	28,884	7,835	7,569	5,476	4,770	974	910	5	1,345
Riga	5,972	791	744	1,685	1,575	434	421	0	322
Rush	3,874	701	683	952	863	250	250	0	175
Sweden	8,662	1,590	1,517	2,091	1,934	559	564	2	405
Webster	43,490	8,737	8,028	10,709	9,494	2,190	2,064	6	2,262
Wheatland	4,458	779	742	1,143	1,066	250	263	3	212
TOWNS	470,734	101,494	94,976	107,647	95,482	22,766	21,836	92	26,441
GRAND TOTAL:	555,966	130,839	122,337	115,821	102,152	24,764	23,649	143	36,261

STATE SUPREME COURT JUSTICE
7TH JUDICIAL DISTRICT
(VOTE FOR 2)
DETAIL

LEGISLATIVE DISTRICT OR TOWN	TOTAL VOTES	ROMAN MISULA	MAROUN AJAKA	JAMES A. VAZZANA	JASON L. COOK	JAMES A. VAZZANA	JASON L. COOK	SCATTER	BLANK AND VOID
		DEM	DEM	REP	REP	CON	CON		
Leg. Dist. 07									
1	844	188	165	188	160	30	25	0	88
2	460	109	99	78	66	25	25	0	58
Leg. Dist. 07	1,304	297	264	266	226	55	50	0	146
Leg. Dist. 16									
1	24	9	10	3	1	0	0	0	1
Leg. Dist. 16	24	9	10	3	1	0	0	0	1
Leg. Dist. 21									
1	562	182	183	69	54	16	17	2	39
2	414	147	133	44	34	13	9	0	34
3	278	86	84	32	28	8	8	0	32
4	240	84	78	17	16	4	3	0	38
5	372	148	134	20	19	11	9	0	31
6	548	209	203	42	32	8	7	0	47
7	732	254	232	73	61	19	17	0	76
8	242	96	94	13	10	3	4	0	22
9	732	256	245	78	68	17	16	0	52
10	780	293	279	75	49	18	14	0	52
11	308	98	85	28	23	11	8	0	55
12	1,110	382	349	113	96	31	21	0	118
13	384	149	148	16	16	10	10	0	35
14	184	73	62	15	16	4	4	0	10
15	448	157	148	38	34	15	10	0	46
16	164	43	41	21	15	5	5	0	34
17	422	162	137	34	23	11	12	0	43
18	240	90	78	13	8	7	6	0	38
19	132	40	42	9	10	3	2	0	26
20	272	93	82	31	24	10	12	0	20
21	334	128	111	28	27	4	5	0	31
22	412	142	140	20	19	6	7	0	78
23	380	132	116	29	31	12	8	0	52
24	788	265	244	92	74	24	24	2	63
25	316	125	120	16	14	2	3	0	36
26	160	60	55	9	7	1	2	0	26
27	200	79	72	13	13	0	0	0	23
28	76	23	22	13	11	2	2	0	3
29	190	63	54	20	14	8	5	0	26
30	32	10	11	4	3	0	0	0	4
31	164	53	53	25	18	2	4	0	9
Leg. Dist. 21	11,616	4,122	3,835	1,050	867	285	254	4	1,199
Leg. Dist. 22									
1	386	130	119	32	31	7	6	0	61

STATE SUPREME COURT JUSTICE
7TH JUDICIAL DISTRICT
(VOTE FOR 2)
DETAIL

LEGISLATIVE DISTRICT OR TOWN	TOTAL VOTES	ROMAN MISULA	MAROUN AJAKA	JAMES A. VAZZANA	JASON L. COOK	JAMES A. VAZZANA	JASON L. COOK	SCATTER	BLANK AND VOID
		DEM	DEM	REP	REP	CON	CON		
Leg. Dist. 22									
2	80	24	24	3	6	1	1	0	21
3	178	60	51	10	8	4	6	0	39
4	126	47	41	3	5	2	2	0	26
5	200	73	66	10	6	2	2	0	41
6	208	89	72	5	5	0	0	0	37
7	78	21	19	5	4	3	2	0	24
8	228	77	71	20	17	4	4	0	35
9	150	62	55	3	3	1	2	0	24
10	198	80	69	7	7	1	0	0	34
11	372	142	139	14	7	2	3	0	65
12	174	55	58	10	5	3	2	0	41
13	84	33	29	3	1	1	0	0	17
14	216	84	83	10	10	3	1	0	25
15	204	76	72	7	13	4	4	0	28
16	90	37	34	5	4	1	0	0	9
17	100	37	36	4	2	1	1	0	19
18	114	44	39	5	4	2	2	0	18
19	72	30	26	1	0	0	1	0	14
20	286	87	80	15	15	3	5	0	81
21	126	38	39	7	6	2	1	0	33
22	260	82	79	22	17	4	6	0	50
23	128	51	49	2	0	1	0	0	25
24	110	36	37	9	6	3	6	0	13
25	770	268	248	60	47	20	15	0	112
26	280	108	105	21	18	3	3	0	22
27	296	115	105	15	12	2	2	0	45
28	32	6	7	0	0	3	1	0	15
29	0	0	0	0	0	0	0	0	0
30	66	21	25	6	5	2	1	0	6
31	0	0	0	0	0	0	0	0	0
32	0	0	0	0	0	0	0	0	0
Leg. Dist. 22	5,612	2,013	1,877	314	264	85	79	0	980
Leg. Dist. 23									
1	290	102	91	39	29	7	4	0	18
2	506	186	176	48	38	11	9	1	37
3	404	143	140	34	36	7	6	2	36
4	834	308	294	81	64	21	20	0	46
5	338	123	124	28	22	4	5	2	30
6	352	119	117	38	35	7	9	2	25
7	656	246	248	53	37	14	7	6	45
8	608	230	228	51	45	9	7	0	38

STATE SUPREME COURT JUSTICE
7TH JUDICIAL DISTRICT
(VOTE FOR 2)
DETAIL

LEGISLATIVE DISTRICT OR TOWN	TOTAL VOTES	ROMAN MISULA	MAROUN AJAKA	JAMES A. VAZZANA	JASON L. COOK	JAMES A. VAZZANA	JASON L. COOK	SCATTER	BLANK AND VOID
		DEM	DEM	REP	REP	CON	CON		
Leg. Dist. 23									
9	408	149	141	48	35	6	6	0	23
10	462	175	167	40	31	8	6	1	34
11	556	215	198	64	43	4	4	0	28
12	690	235	229	83	64	14	14	0	51
13	558	191	174	69	54	12	13	0	45
14	610	228	214	62	49	14	11	0	32
15	476	180	179	42	33	8	7	0	27
16	308	103	96	35	30	13	9	0	22
17	686	257	237	61	54	13	13	1	50
18	1,154	388	353	138	112	45	33	0	85
19	612	184	173	89	64	18	18	2	64
20	664	248	241	64	43	22	21	0	25
21	592	202	187	74	47	18	18	0	46
22	468	154	147	66	49	7	5	0	40
23	190	68	66	14	9	5	6	2	20
24	456	128	120	68	55	10	14	0	61
25	862	264	244	143	96	27	19	0	69
26	942	314	282	133	101	25	24	0	63
27	500	175	169	40	39	28	25	0	24
28	660	244	235	49	43	19	17	0	53
29	80	26	27	7	6	0	0	3	11
30	4	0	0	0	0	0	0	0	4
31	188	74	75	14	12	0	0	0	13
32	28	11	11	2	2	1	0	0	1
33	0	0	0	0	0	0	0	0	0
34	0	0	0	0	0	0	0	0	0
Leg. Dist. 23	16,142	5,670	5,383	1,777	1,377	397	350	22	1,166
Leg. Dist. 24									
1	754	304	283	55	31	19	16	0	46
2	376	144	143	33	22	6	7	0	21
3	396	161	155	24	16	11	10	0	19
4	760	313	294	43	41	7	9	0	53
5	488	175	163	47	33	18	16	0	36
6	430	162	158	42	35	9	9	0	15
7	286	98	92	40	28	8	9	2	9
8	424	156	153	37	28	10	7	0	33
9	368	130	120	41	37	9	8	0	23
10	830	342	324	47	33	15	14	2	53
11	204	70	65	18	16	3	2	0	30
12	68	19	19	5	5	2	1	0	17
13	668	277	264	32	25	8	6	0	56

STATE SUPREME COURT JUSTICE
7TH JUDICIAL DISTRICT
(VOTE FOR 2)
DETAIL

LEGISLATIVE DISTRICT OR TOWN	TOTAL VOTES	ROMAN MISULA	MAROUN AJAKA	JAMES A. VAZZANA	JASON L. COOK	JAMES A. VAZZANA	JASON L. COOK	SCATTER	BLANK AND VOID
		DEM	DEM	REP	REP	CON	CON		
Leg. Dist. 24									
14	682	257	256	51	32	9	9	0	68
15	662	232	217	60	50	18	13	0	72
16	612	230	228	48	39	11	12	0	44
17	34	4	8	8	4	2	2	0	6
18	626	242	239	48	35	13	11	1	37
19	102	45	46	5	2	0	0	0	4
20	118	46	44	6	5	1	3	0	13
21	134	55	53	9	7	1	2	0	7
22	216	88	85	11	11	4	4	0	13
23	202	92	85	8	5	5	2	0	5
24	34	16	15	1	1	0	0	0	1
25	30	8	8	4	4	3	2	0	1
26	2	1	1	0	0	0	0	0	0
Leg. Dist. 24	9,506	3,667	3,518	723	545	192	174	5	682
Leg. Dist. 25									
1	702	266	248	54	46	10	8	0	70
2	344	126	121	12	10	1	1	0	73
3	462	167	148	23	20	7	3	0	94
4	160	64	57	3	3	3	4	0	26
5	310	117	114	14	8	3	2	0	52
6	360	132	129	21	15	9	8	0	46
7	396	133	133	10	7	7	5	0	101
8	346	131	119	13	12	4	4	0	63
9	150	53	52	5	2	0	0	0	38
10	436	169	156	27	23	6	3	0	52
11	132	49	49	2	0	2	2	0	28
12	328	136	126	13	9	6	8	0	30
13	276	106	99	7	5	2	4	0	53
14	256	92	84	19	16	5	6	0	34
15	266	100	98	9	7	3	1	0	48
16	278	95	86	13	10	5	3	0	66
17	200	89	78	3	1	4	2	0	23
18	458	167	153	19	20	4	7	0	88
19	344	128	129	30	22	7	6	0	22
20	252	91	83	26	22	6	4	0	20
21	250	80	80	21	16	2	3	0	48
22	362	141	132	19	15	9	9	0	37
23	60	27	28	1	1	0	0	0	3
24	80	26	24	8	6	1	1	0	14
25	730	249	230	53	46	10	9	2	131
26	98	44	42	2	1	2	1	0	6

STATE SUPREME COURT JUSTICE
7TH JUDICIAL DISTRICT
(VOTE FOR 2)
DETAIL

LEGISLATIVE DISTRICT OR TOWN	TOTAL VOTES	ROMAN MISULA	MAROUN AJAKA	JAMES A. VAZZANA	JASON L. COOK	JAMES A. VAZZANA	JASON L. COOK	SCATTER	BLANK AND VOID
		DEM	DEM	REP	REP	CON	CON		
Leg. Dist. 25									
27	124	39	34	14	10	4	5	0	18
28	62	27	24	5	3	0	0	0	3
29	78	29	25	3	3	3	3	1	11
30	274	109	105	16	12	4	2	0	26
31	230	86	88	17	15	3	4	2	15
32	6	3	3	0	0	0	0	0	0
33	88	34	33	9	8	2	1	0	1
Leg. Dist. 25	8,898	3,305	3,110	491	394	134	119	5	1,340
Leg. Dist. 26									
1	950	229	205	189	168	41	42	0	76
2	376	88	77	82	75	15	12	0	27
3	316	82	81	49	46	13	10	0	35
4	448	99	82	96	77	19	17	0	58
5	396	103	95	68	59	17	20	0	34
6	352	109	101	33	26	11	10	0	62
7	346	91	71	58	47	17	16	0	46
8	446	136	131	54	49	17	15	0	44
9	454	147	127	57	47	13	15	2	46
10	372	109	98	42	42	12	10	0	59
11	480	136	129	86	68	12	13	0	36
12	562	124	114	123	103	21	21	0	56
13	546	113	107	124	106	21	18	0	57
14	594	149	140	104	80	38	34	0	49
15	350	115	112	47	29	9	10	0	28
16	502	128	112	102	95	20	15	0	30
17	416	93	78	86	74	17	15	2	51
Leg. Dist. 26	7,906	2,051	1,860	1,400	1,191	313	293	4	794
Leg. Dist. 27									
1	602	195	179	61	44	21	18	1	83
2	636	251	224	33	22	12	13	0	81
3	524	202	195	36	35	10	11	0	35
4	550	210	210	26	22	14	10	0	58
5	522	208	193	19	14	7	7	0	74
6	400	141	137	24	17	5	3	0	73
7	504	195	187	40	28	4	8	0	42
8	704	267	243	26	21	7	6	0	134
9	558	214	198	26	20	7	4	0	89
10	510	186	172	42	32	10	9	0	59
11	520	194	176	28	22	11	13	0	76
12	360	138	123	19	20	8	12	0	40
13	452	183	166	12	8	5	5	0	73

STATE SUPREME COURT JUSTICE
7TH JUDICIAL DISTRICT
(VOTE FOR 2)
DETAIL

LEGISLATIVE DISTRICT OR TOWN	TOTAL VOTES	ROMAN MISULA	MAROUN AJAKA	JAMES A. VAZZANA	JASON L. COOK	JAMES A. VAZZANA	JASON L. COOK	SCATTER	BLANK AND VOID
		DEM	DEM	REP	REP	CON	CON		
Leg. Dist. 29									
1	36	11	11	4	3	1	0	0	6
2	76	21	20	6	5	4	4	0	16
3	18	5	3	2	1	0	0	0	7
4	454	150	135	57	51	8	8	0	45
5	378	117	102	45	34	12	14	0	54
6	178	57	51	25	19	1	2	0	23
7	282	85	79	38	32	12	10	0	26
8	82	26	25	9	10	2	1	0	9
9	590	185	162	69	62	14	13	0	85
10	428	149	138	36	30	7	8	0	60
11	388	107	104	52	49	11	9	0	56
12	396	121	123	44	35	7	6	0	60
13	152	60	57	6	6	2	1	0	20
14	140	43	38	17	16	3	0	0	23
15	294	98	90	20	21	7	6	0	52
16	92	32	30	7	5	3	1	0	14
17	246	70	63	34	28	10	9	0	32
18	504	142	129	76	63	13	11	0	70
19	178	57	53	24	18	4	2	0	20
20	436	145	136	34	29	7	7	0	78
21	472	146	130	55	43	21	20	0	57
22	192	66	59	8	8	4	2	0	45
23	318	99	83	35	32	3	4	0	62
24	460	149	132	43	36	15	12	2	71
25	76	34	28	2	1	1	1	0	9
26	156	52	41	11	10	1	2	0	39
27	0	0	0	0	0	0	0	0	0
28	4	2	2	0	0	0	0	0	0
29	58	19	18	7	6	0	0	0	8
30	28	3	4	4	3	1	1	0	12
31	32	9	9	4	4	0	0	0	6
32	38	15	14	3	2	1	2	0	1
33	452	142	124	46	36	6	9	0	89
Leg. Dist. 29	7,634	2,417	2,193	823	698	181	165	2	1,155
CITY	85,232	29,345	27,361	8,174	6,670	1,998	1,813	51	9,820
Brighton									
1	868	325	317	90	64	20	18	0	34
2	504	125	122	98	91	21	22	0	25
3	620	180	173	110	88	18	16	0	35
4	820	286	272	99	75	21	19	0	48
5	762	268	252	91	71	9	10	0	61

STATE SUPREME COURT JUSTICE
7TH JUDICIAL DISTRICT
(VOTE FOR 2)
DETAIL

LEGISLATIVE DISTRICT OR TOWN	TOTAL VOTES	ROMAN MISULA	MAROUN AJAKA	JAMES A. VAZZANA	JASON L. COOK	JAMES A. VAZZANA	JASON L. COOK	SCATTER	BLANK AND VOID
		DEM	DEM	REP	REP	CON	CON		
Brighton									
6	1,062	361	344	151	121	30	22	0	33
7	636	190	182	96	81	15	15	0	57
8	762	204	191	161	142	16	15	0	33
9	714	245	237	89	76	16	17	0	34
10	858	312	303	94	79	23	21	0	26
11	900	304	290	109	87	27	31	0	52
12	968	350	340	108	84	22	19	0	45
13	544	182	182	66	51	16	12	0	35
14	592	216	211	52	43	13	12	0	45
15	648	213	215	77	67	31	28	0	17
16	524	121	120	127	110	14	16	0	16
17	436	150	148	53	41	7	6	0	31
18	714	269	255	78	58	15	15	0	24
19	462	169	157	49	29	22	16	0	20
20	578	211	195	61	58	11	12	0	30
21	642	238	224	71	55	12	10	0	32
22	788	261	261	110	83	20	15	0	38
23	612	223	216	67	51	15	14	0	26
24	828	235	215	140	111	29	30	0	68
25	592	207	196	77	64	9	9	0	30
26	538	151	139	98	98	13	14	0	25
27	580	201	187	85	71	6	5	0	25
28	964	333	303	143	99	15	15	0	56
29	484	126	118	107	88	9	10	0	26
30	1,082	348	326	138	114	26	23	0	107
31	638	242	233	65	46	12	8	0	32
32	796	281	253	94	71	24	22	0	51
33	836	283	274	110	86	22	18	0	43
34	754	244	245	102	85	25	21	0	32
35	630	238	222	64	50	13	16	0	27
36	656	240	227	62	55	17	18	0	37
37	496	181	174	54	46	11	9	0	21
38	766	243	226	112	93	29	28	0	35
39	628	195	186	95	81	21	17	0	33
40	1,202	432	412	146	129	20	19	2	42
41	942	309	290	136	114	24	24	0	45
42	234	79	78	31	28	5	4	0	9
43	676	201	194	110	103	19	14	2	33
44	284	91	84	40	38	9	10	0	12
45	446	138	135	65	63	16	14	0	15
46	412	141	129	54	42	13	13	0	20

STATE SUPREME COURT JUSTICE
7TH JUDICIAL DISTRICT
(VOTE FOR 2)
DETAIL

LEGISLATIVE DISTRICT OR TOWN	TOTAL VOTES	ROMAN MISULA	MAROUN AJAKA	JAMES A. VAZZANA	JASON L. COOK	JAMES A. VAZZANA	JASON L. COOK	SCATTER	BLANK AND VOID
		DEM	DEM	REP	REP	CON	CON		
Brighton	31,478	10,542	10,053	4,235	3,480	801	742	4	1,621
Chili									
1	522	97	86	114	100	49	45	0	31
2	928	119	99	260	255	73	74	0	48
3	776	145	138	185	168	46	41	0	53
4	572	92	90	164	143	31	27	0	25
5	698	134	126	169	159	41	42	0	27
6	684	118	106	171	154	51	48	0	36
7	468	106	109	107	93	16	15	0	22
8	744	120	114	200	183	45	47	0	35
9	754	166	153	170	151	36	34	0	44
10	448	65	70	109	97	42	41	0	24
11	808	150	144	202	189	45	46	0	32
12	676	130	116	171	146	36	39	0	38
13	1,010	175	165	266	243	57	52	0	52
14	698	113	106	174	161	53	53	0	38
15	598	118	106	139	123	38	35	0	39
16	1,432	246	230	385	346	74	77	0	74
17	1,852	298	277	497	458	104	97	0	121
18	754	121	114	209	185	42	43	0	40
19	638	130	115	149	139	30	29	0	46
20	976	240	202	203	173	50	54	0	54
21	496	95	90	118	105	27	28	0	33
22	902	258	239	152	143	29	31	0	50
23	634	122	114	153	147	39	35	0	24
24	1,538	320	287	350	304	83	82	0	112
25	546	150	146	97	81	19	19	0	34
26	936	127	114	265	240	73	79	0	38
27	666	137	131	149	133	40	41	0	35
28	574	114	101	127	115	39	38	0	40
29	528	92	92	126	113	41	40	0	24
30	406	86	85	83	80	25	28	0	19
31	702	165	150	143	134	32	36	0	42
32	930	182	154	232	213	47	50	0	52
Chili	24,894	4,731	4,369	6,039	5,474	1,453	1,446	0	1,382
Clarkson									
1	1,206	135	127	377	341	82	81	0	63
2	132	15	12	43	39	10	9	0	4
3	868	158	143	220	201	45	50	0	51
4	1,298	125	120	417	368	97	93	0	78
5	1,536	233	205	401	377	118	116	1	85
6	736	117	113	178	167	57	58	0	46

STATE SUPREME COURT JUSTICE
7TH JUDICIAL DISTRICT
(VOTE FOR 2)
DETAIL

LEGISLATIVE DISTRICT OR TOWN	TOTAL VOTES	ROMAN MISULA	MAROUN AJAKA	JAMES A. VAZZANA	JASON L. COOK	JAMES A. VAZZANA	JASON L. COOK	SCATTER	BLANK AND VOID
		DEM	DEM	REP	REP	CON	CON		
Clarkson	5,776	783	720	1,636	1,493	409	407	1	327
East Rochester									
1	670	139	122	155	148	25	23	0	58
2	626	154	148	128	108	27	27	0	34
3	636	134	123	136	128	49	40	0	26
4	606	161	150	127	117	9	12	0	30
5	574	151	142	112	100	23	20	0	26
6	752	200	193	148	125	25	25	0	36
7	624	158	156	130	118	24	22	0	16
East Rochester	4,488	1,097	1,034	936	844	182	169	0	226
Gates									
1	446	112	96	84	72	25	25	3	29
2	552	105	91	145	119	17	21	0	54
3	554	121	111	129	105	20	18	0	50
4	630	120	103	164	147	22	24	0	50
5	714	153	140	154	137	41	41	0	48
6	602	148	126	118	113	29	27	0	41
7	1,556	240	230	454	417	76	76	0	63
8	476	77	67	134	130	23	21	0	24
9	664	128	112	163	152	29	23	0	57
10	390	93	89	80	74	20	17	0	17
11	500	96	82	117	112	29	26	1	37
12	416	79	77	102	93	15	12	0	38
13	640	120	117	151	146	26	22	0	58
14	486	95	91	120	102	26	25	0	27
15	960	180	167	251	211	36	31	1	83
16	522	120	116	113	98	27	24	0	24
17	598	112	108	148	131	32	31	0	36
18	744	107	92	210	187	46	46	0	56
19	554	101	83	134	125	28	31	0	52
20	642	144	137	142	125	31	31	0	32
21	572	106	105	148	136	17	15	1	44
22	468	109	105	90	83	28	25	0	28
23	614	118	106	151	137	32	25	0	45
24	1,444	303	285	337	301	72	68	0	78
25	396	61	61	105	96	23	22	0	28
26	806	108	96	233	215	52	48	0	54
27	828	181	164	197	171	35	31	0	49
28	496	88	85	131	114	23	19	0	36
29	556	127	108	121	112	21	18	0	49
30	424	74	59	122	108	18	14	0	29
31	492	83	82	128	113	28	23	0	35

STATE SUPREME COURT JUSTICE
7TH JUDICIAL DISTRICT
(VOTE FOR 2)
DETAIL

LEGISLATIVE DISTRICT OR TOWN	TOTAL VOTES	ROMAN MISULA DEM	MAROUN AJAKA DEM	JAMES A. VAZZANA REP	JASON L. COOK REP	JAMES A. VAZZANA CON	JASON L. COOK CON	SCATTER	BLANK AND VOID
Gates									
32	634	143	124	145	126	28	33	0	35
33	294	65	65	68	56	12	12	2	14
34	518	84	83	141	131	25	24	2	28
35	430	78	69	108	98	24	23	0	30
Gates	21,618	4,179	3,832	5,338	4,793	1,036	972	10	1,458
Greece									
1	584	100	99	150	131	39	37	0	28
2	856	124	106	248	223	51	52	0	52
3	458	79	68	127	113	28	28	0	15
4	524	107	97	125	110	23	25	0	37
5	438	90	79	106	95	19	23	0	26
6	376	78	73	76	74	19	17	0	39
7	624	99	97	166	151	32	28	0	51
8	498	98	91	106	97	33	34	0	39
9	566	115	115	135	124	22	20	0	35
10	558	111	96	132	127	28	26	0	38
11	306	72	66	71	65	9	9	0	14
12	364	73	62	78	80	20	22	0	29
13	504	90	82	130	116	31	25	0	30
14	430	101	92	89	84	21	20	0	23
15	594	96	98	169	142	29	24	2	34
16	418	76	69	96	83	28	26	2	38
17	824	145	133	224	200	41	35	2	44
18	730	132	119	191	162	43	40	1	42
19	522	104	88	130	113	21	20	0	46
20	566	114	108	138	126	27	22	0	31
21	580	105	98	139	129	39	35	0	35
22	424	77	74	109	102	23	20	0	19
23	784	158	135	184	155	47	42	0	63
24	896	132	117	278	245	34	32	0	58
25	556	110	100	129	107	31	35	0	44
26	470	88	81	110	95	30	28	0	38
27	1,134	209	182	295	251	55	56	0	86
28	830	120	106	252	217	46	44	0	45
29	652	114	102	177	152	34	32	0	41
30	424	78	73	108	88	21	21	0	35
31	496	76	72	124	115	34	31	1	43
32	526	107	97	121	110	28	32	0	31
33	796	118	109	233	208	46	44	0	38
34	770	125	109	196	180	55	53	0	52
35	606	116	105	142	134	33	39	0	37

STATE SUPREME COURT JUSTICE
7TH JUDICIAL DISTRICT
(VOTE FOR 2)
DETAIL

LEGISLATIVE DISTRICT OR TOWN	TOTAL VOTES	ROMAN MISULA	MAROUN AJAKA	JAMES A. VAZZANA	JASON L. COOK	JAMES A. VAZZANA	JASON L. COOK	SCATTER	BLANK AND VOID
		DEM	DEM	REP	REP	CON	CON		
Greece									
36	748	127	109	201	170	39	40	0	62
37	492	73	67	142	128	26	25	0	31
38	988	165	149	266	226	58	52	0	72
39	408	80	73	98	88	24	23	0	22
40	510	100	93	119	113	22	25	0	38
41	678	142	131	144	129	38	36	0	58
42	598	114	105	144	128	31	30	0	46
43	856	122	115	238	213	56	54	2	56
44	944	165	149	247	220	58	53	0	52
45	1,140	141	130	377	331	43	48	0	70
46	442	100	90	87	72	28	25	0	40
47	584	121	112	128	115	41	36	2	29
48	436	62	66	119	103	20	19	0	47
49	444	87	88	101	96	30	27	0	15
50	588	97	96	154	133	32	35	2	39
51	390	70	54	102	91	18	20	0	35
52	856	150	148	227	205	45	37	0	44
53	456	98	90	99	90	19	21	0	39
54	830	96	91	239	225	66	60	0	53
55	498	61	58	163	138	21	19	0	38
56	732	143	140	183	164	30	29	0	43
57	636	101	92	173	148	34	35	0	53
58	824	144	141	223	198	40	37	0	41
59	364	100	92	47	40	22	28	0	35
60	540	99	97	128	111	31	29	0	45
61	606	115	110	138	115	38	38	0	52
62	790	141	135	203	173	44	45	0	49
63	676	134	117	157	140	41	36	0	51
64	556	106	97	147	134	21	19	0	32
65	684	119	104	184	157	28	25	0	67
66	348	62	56	93	79	14	17	0	27
67	580	69	71	177	155	36	33	0	39
68	746	109	100	193	169	65	58	0	52
69	430	74	75	116	102	22	21	0	20
70	2,246	305	276	679	601	129	124	1	131
71	806	149	136	201	176	37	40	0	67
72	1,000	171	151	265	230	60	59	0	64
73	292	52	53	72	66	15	13	0	21
74	548	107	114	130	121	22	21	0	33
75	450	89	76	116	105	20	16	0	28
76	610	88	87	175	157	34	34	0	35

STATE SUPREME COURT JUSTICE
7TH JUDICIAL DISTRICT
(VOTE FOR 2)
DETAIL

LEGISLATIVE DISTRICT OR TOWN	TOTAL VOTES	ROMAN MISULA DEM	MAROUN AJAKA DEM	JAMES A. VAZZANA REP	JASON L. COOK REP	JAMES A. VAZZANA CON	JASON L. COOK CON	SCATTER	BLANK AND VOID
Greece									
77	660	118	109	158	145	36	35	0	59
78	440	85	79	92	88	33	28	0	35
79	1,444	223	200	404	352	91	81	0	93
80	912	144	135	253	216	50	41	0	73
81	442	77	72	118	102	21	22	0	30
82	730	195	181	128	111	35	36	0	44
83	352	64	67	74	70	31	25	0	21
84	826	147	135	210	190	44	39	0	61
85	824	138	129	221	197	43	41	0	55
86	810	106	97	243	205	56	54	0	49
87	580	116	114	140	123	35	33	0	19
88	886	165	158	213	182	55	43	0	70
89	542	94	84	151	132	23	20	0	38
90	880	122	113	242	219	64	60	1	59
91	1,298	204	197	355	309	91	87	0	55
92	1,094	194	176	288	253	53	50	2	78
93	894	188	171	214	193	38	36	0	54
94	778	143	128	192	170	47	44	0	54
95	500	107	92	111	107	21	20	2	40
96	784	177	165	175	148	40	36	0	43
97	1,232	196	182	347	297	62	59	2	87
98	1,088	194	167	281	260	60	57	0	69
99	812	97	86	248	223	47	48	0	63
100	1,094	186	169	293	255	64	63	0	64
101	462	69	58	138	119	30	26	0	22
102	1,092	178	164	316	285	49	49	0	51
103	808	126	118	210	192	56	50	0	56
104	556	82	71	160	145	33	30	0	35
105	926	144	117	256	233	66	59	0	51
106	660	93	79	198	176	40	38	0	36
107	580	75	62	187	166	28	31	0	31
108	708	101	91	207	182	42	44	0	41
109	1,080	178	174	275	247	72	69	0	65
Greece	74,808	12,911	11,872	19,577	17,351	4,174	3,973	22	4,928
Hamlin									
1	746	104	97	218	204	36	37	0	50
2	816	99	93	253	227	51	50	2	41
3	846	99	95	244	227	64	63	0	54
4	614	51	45	204	190	42	40	0	42
5	746	91	78	215	201	63	62	1	35
6	624	82	78	193	169	29	29	6	38

STATE SUPREME COURT JUSTICE
7TH JUDICIAL DISTRICT
(VOTE FOR 2)
DETAIL

LEGISLATIVE DISTRICT OR TOWN	TOTAL VOTES	ROMAN MISULA DEM	MAROUN AJAKA DEM	JAMES A. VAZZANA REP	JASON L. COOK REP	JAMES A. VAZZANA CON	JASON L. COOK CON	SCATTER	BLANK AND VOID
Hamlin									
7	998	131	120	273	241	76	76	0	81
8	514	51	43	160	150	37	38	0	35
9	444	48	44	141	131	22	20	0	38
10	878	95	91	264	244	58	53	2	71
Hamlin	7,226	851	784	2,165	1,984	478	468	11	485
Henrietta									
1	874	181	160	219	200	35	43	0	36
2	810	189	177	168	150	43	42	0	41
3	384	119	111	50	46	15	15	0	28
4	782	214	208	139	120	30	22	0	49
5	752	153	139	169	156	42	44	0	49
6	644	139	132	136	128	36	37	0	36
7	590	140	133	113	107	31	32	0	34
8	606	129	123	146	128	26	27	0	27
9	470	126	119	86	78	19	17	0	25
10	728	148	140	154	143	48	39	0	56
11	608	142	138	119	112	21	21	0	55
12	660	153	140	138	123	40	42	0	24
13	1,320	362	328	240	220	47	51	0	72
14	570	144	130	104	100	34	34	0	24
15	1,166	307	306	213	190	43	43	0	64
16	420	98	90	85	79	18	15	0	35
17	788	194	186	150	125	41	41	2	49
18	788	191	175	168	157	27	28	0	42
19	634	150	137	125	121	30	30	0	41
20	1,192	310	291	226	198	51	53	0	63
21	572	126	123	128	112	28	32	0	23
22	1,082	282	254	221	202	46	42	0	35
23	740	185	169	131	119	45	41	0	50
24	936	276	250	154	128	40	42	0	46
25	694	140	125	157	137	51	47	2	35
26	1,564	350	325	337	299	87	92	0	74
27	1,134	262	251	248	232	50	49	0	42
28	918	201	180	206	189	52	53	0	37
29	2,590	625	603	520	481	109	103	0	149
30	1,730	470	455	299	272	79	67	0	88
31	550	135	127	110	97	24	24	2	31
32	1,228	351	336	212	165	47	39	0	78
33	522	122	118	106	105	27	26	0	18
34	462	115	102	101	87	16	16	0	25
35	1,030	232	215	229	213	42	38	0	61

STATE SUPREME COURT JUSTICE
7TH JUDICIAL DISTRICT
(VOTE FOR 2)
DETAIL

LEGISLATIVE DISTRICT OR TOWN	TOTAL VOTES	ROMAN MISULA	MAROUN AJAKA	JAMES A. VAZZANA	JASON L. COOK	JAMES A. VAZZANA	JASON L. COOK	SCATTER	BLANK AND VOID
		DEM	DEM	REP	REP	CON	CON		
Henrietta	30,538	7,461	6,996	6,107	5,519	1,420	1,387	6	1,642
Irondequoit									
1	914	242	230	163	145	39	36	0	59
2	550	120	115	125	107	30	28	0	25
3	760	182	162	154	141	32	31	0	58
4	276	63	59	64	56	8	9	0	17
5	642	176	172	122	103	19	19	0	31
6	1,064	308	285	175	144	52	48	0	52
7	910	231	222	178	150	49	43	0	37
8	738	157	154	161	143	41	38	2	42
9	702	138	128	174	147	26	24	0	65
10	726	168	168	152	118	32	34	0	54
11	400	95	90	85	72	14	18	0	26
12	612	176	171	100	84	16	14	0	51
13	908	271	251	153	126	27	25	0	55
14	970	222	213	214	198	44	38	0	41
15	834	218	213	166	147	27	23	0	40
16	1,208	309	288	239	204	53	45	0	70
17	478	141	133	79	69	17	15	0	24
18	708	178	164	143	130	30	30	0	33
19	804	256	242	112	92	26	22	0	54
20	604	146	134	133	113	27	23	0	28
21	738	205	198	132	112	32	25	2	32
22	800	211	193	145	125	37	34	0	55
23	636	172	153	129	111	23	19	0	29
24	624	167	151	109	95	36	34	0	32
25	668	165	166	126	109	35	35	0	32
26	456	121	113	87	74	13	12	0	36
27	458	116	111	97	79	16	14	0	25
28	650	113	106	165	147	41	30	0	48
29	626	166	143	119	97	22	16	0	63
30	640	159	141	133	116	29	29	0	33
31	884	257	239	166	144	24	19	1	34
32	722	226	210	109	87	23	20	0	47
33	502	118	108	104	98	29	23	0	22
34	1,048	231	210	264	210	40	44	0	49
35	550	169	156	92	79	11	10	0	33
36	376	95	87	63	59	16	14	2	40
37	594	150	142	118	99	28	23	0	34
38	364	111	100	59	50	9	9	0	26
39	42	10	9	8	6	0	0	0	9
40	516	143	133	84	70	27	25	0	34

STATE SUPREME COURT JUSTICE
7TH JUDICIAL DISTRICT
(VOTE FOR 2)
DETAIL

LEGISLATIVE DISTRICT OR TOWN	TOTAL VOTES	ROMAN MISULA	MAROUN AJAKA	JAMES A. VAZZANA	JASON L. COOK	JAMES A. VAZZANA	JASON L. COOK	SCATTER	BLANK AND VOID
		DEM	DEM	REP	REP	CON	CON		
Ogden									
1	828	166	147	194	170	54	52	0	45
2	778	130	112	215	199	40	40	0	42
3	1,364	212	203	388	368	59	61	0	73
4	774	112	103	231	218	43	43	0	24
5	816	113	94	243	210	51	53	0	52
6	1,100	195	185	295	270	52	54	0	49
7	580	63	59	177	169	42	42	0	28
8	968	145	139	291	263	36	38	0	56
9	826	146	136	214	188	37	37	0	68
10	824	142	125	221	215	46	43	0	32
11	940	138	131	248	240	75	64	0	44
12	1,264	158	149	384	357	78	75	0	63
13	890	155	152	230	211	43	44	0	55
14	758	120	117	209	192	48	46	0	26
15	1,206	163	154	367	323	65	68	0	66
16	604	59	51	188	180	48	48	0	30
17	802	104	94	233	212	59	57	0	43
18	1,256	236	207	322	282	64	76	0	69
19	940	135	127	265	234	62	61	0	56
20	1,036	139	129	284	269	86	85	0	44
Ogden	18,554	2,831	2,614	5,199	4,770	1,088	1,087	0	965
Parma									
1	1,078	162	143	288	269	76	78	0	62
2	1,116	140	117	318	289	76	82	0	94
3	824	107	89	237	222	53	58	0	58
4	958	82	79	316	305	71	66	0	39
5	584	74	69	168	157	37	36	0	43
6	498	42	35	161	157	39	34	0	30
7	828	96	89	250	231	57	53	0	52
8	1,038	157	148	279	244	65	65	0	80
9	1,018	117	113	315	293	63	60	0	57
10	874	84	84	264	232	69	71	0	70
11	1,000	152	131	276	248	61	59	0	73
12	1,056	177	160	290	259	53	49	0	68
13	1,940	219	199	630	584	100	93	0	115
14	728	107	93	207	188	33	38	0	62
15	1,126	125	120	351	323	69	69	0	69
Parma	14,666	1,841	1,669	4,350	4,001	922	911	0	972
Penfield									
1	410	105	102	77	66	19	15	0	26
2	734	192	181	146	122	32	29	0	32

STATE SUPREME COURT JUSTICE
7TH JUDICIAL DISTRICT
(VOTE FOR 2)
DETAIL

LEGISLATIVE DISTRICT OR TOWN	TOTAL VOTES	ROMAN MISULA	MAROUN AJAKA	JAMES A. VAZZANA	JASON L. COOK	JAMES A. VAZZANA	JASON L. COOK	SCATTER	BLANK AND VOID
		DEM	DEM	REP	REP	CON	CON		
Penfield									
3	866	172	166	202	189	47	47	0	43
4	1,362	232	205	342	310	99	90	0	84
5	972	233	220	209	183	45	38	0	44
6	740	119	113	217	174	35	40	0	42
7	782	208	188	140	117	39	39	0	51
8	422	74	70	105	96	26	25	0	26
9	944	278	273	157	127	33	34	2	40
10	606	151	140	131	114	22	21	0	27
11	520	99	100	131	109	25	25	0	31
12	814	234	231	134	113	30	30	0	42
13	1,196	265	248	268	238	64	60	0	53
14	1,102	157	145	306	281	71	69	0	73
15	1,314	321	296	285	237	54	40	1	80
16	374	92	87	80	63	12	12	0	28
17	860	214	200	177	153	35	35	0	46
18	604	137	133	143	119	24	22	0	26
19	1,188	297	288	238	209	54	47	0	55
20	1,000	219	197	235	203	51	44	1	50
21	954	253	235	178	160	36	35	0	57
22	920	277	265	145	125	32	29	0	47
23	1,308	323	287	285	252	55	54	0	52
24	1,140	251	246	246	210	67	59	0	61
25	716	138	133	176	160	44	36	0	29
26	566	111	112	140	123	29	27	0	24
27	894	225	204	189	159	36	35	2	44
28	718	161	150	150	132	46	43	0	36
29	1,124	300	291	214	186	42	43	2	46
30	1,800	378	341	423	375	88	82	0	113
31	766	191	178	175	143	26	24	0	29
32	358	112	107	49	42	18	17	0	13
33	772	168	163	153	139	50	42	1	56
34	1,144	247	228	289	243	37	42	0	58
35	1,240	328	303	251	218	47	46	0	47
36	894	239	222	183	151	31	32	0	36
37	1,780	320	309	491	425	82	74	0	79
38	580	119	110	148	130	23	24	0	26
39	658	158	142	143	133	36	32	0	14
40	840	160	150	236	179	34	26	0	55
41	1,156	213	201	314	273	55	49	0	51
42	928	154	143	262	223	49	44	0	53
Penfield	38,066	8,625	8,103	8,563	7,404	1,780	1,657	9	1,925

STATE SUPREME COURT JUSTICE
7TH JUDICIAL DISTRICT
(VOTE FOR 2)
DETAIL

LEGISLATIVE DISTRICT OR TOWN	TOTAL VOTES	ROMAN MISULA	MAROUN AJAKA	JAMES A. VAZZANA	JASON L. COOK	JAMES A. VAZZANA	JASON L. COOK	SCATTER	BLANK AND VOID
		DEM	DEM	REP	REP	CON	CON		
Perinton									
1	1,492	336	318	337	296	69	66	0	70
2	1,036	277	256	207	178	37	39	0	42
3	730	178	164	141	123	45	44	0	35
4	802	221	202	145	130	37	37	0	30
5	426	120	113	73	61	19	14	0	26
6	706	209	194	113	89	26	23	0	52
7	990	253	243	208	174	35	32	0	45
8	828	215	206	162	142	32	33	0	38
9	1,138	253	233	260	231	57	53	0	51
10	986	254	246	192	175	33	31	0	55
11	564	127	126	114	98	32	32	0	35
12	810	197	204	161	146	35	32	0	35
13	764	170	157	175	145	39	36	0	42
14	816	188	178	181	158	30	25	0	56
15	944	229	208	200	183	37	31	0	56
16	694	167	155	137	127	31	36	0	41
17	840	230	225	144	125	32	33	0	51
18	798	180	169	172	147	38	36	0	56
19	722	172	154	159	131	31	33	0	42
20	782	184	166	182	139	28	26	0	57
21	950	236	229	177	154	44	46	0	64
22	604	141	137	124	111	29	29	2	31
23	1,204	309	289	238	214	43	42	0	69
24	1,244	275	265	290	241	48	48	1	76
25	692	185	183	118	99	28	24	1	54
26	894	217	202	201	166	35	36	0	37
27	750	185	169	164	143	26	25	0	38
28	696	160	149	160	144	21	28	0	34
29	548	138	132	113	98	22	21	0	24
30	920	225	213	195	155	41	44	0	47
31	994	241	235	209	185	34	36	0	54
32	722	183	180	132	120	38	39	0	30
33	860	252	250	140	122	31	35	0	30
34	1,094	269	235	232	187	45	46	0	80
35	710	165	147	155	127	44	45	0	27
36	600	149	148	124	104	25	28	0	22
37	956	244	223	195	178	47	41	0	28
38	1,128	248	233	247	216	54	51	0	79
39	1,096	217	217	275	234	49	55	0	49
40	690	168	168	148	129	20	18	0	39
41	468	113	100	100	88	24	22	0	21

STATE SUPREME COURT JUSTICE
7TH JUDICIAL DISTRICT
(VOTE FOR 2)
DETAIL

LEGISLATIVE DISTRICT OR TOWN	TOTAL VOTES	ROMAN MISULA DEM	MAROUN AJAKA DEM	JAMES A. VAZZANA REP	JASON L. COOK REP	JAMES A. VAZZANA CON	JASON L. COOK CON	SCATTER	BLANK AND VOID
Perinton									
42	784	181	177	171	148	39	38	0	30
43	1,644	372	354	398	332	56	60	0	72
44	638	154	138	141	122	25	23	0	35
45	1,600	360	334	370	311	79	77	0	69
46	456	124	121	79	67	22	15	0	28
47	974	233	213	210	193	36	36	0	53
48	758	193	180	149	127	32	36	0	41
49	698	163	152	147	125	42	36	0	33
50	172	48	51	29	27	3	3	0	11
51	1,032	190	180	281	259	45	46	0	31
52	1,050	279	260	208	179	29	31	2	62
53	718	197	182	131	113	32	28	0	35
54	1,638	322	307	435	368	62	56	0	88
55	782	170	162	196	166	22	19	0	47
56	1,576	356	328	378	336	55	53	0	70
Perinton	49,208	11,822	11,160	10,523	9,086	2,050	2,008	6	2,553
Pittsford									
1	696	207	203	116	94	24	25	0	27
2	752	229	225	109	90	23	23	0	53
3	1,180	326	306	226	186	28	25	0	83
4	1,048	294	288	191	158	42	40	0	35
5	640	201	194	86	80	29	27	0	23
6	500	151	144	82	60	13	8	0	42
7	392	120	121	63	54	14	10	0	10
8	816	180	172	189	169	29	28	0	49
9	808	193	183	179	157	29	27	0	40
10	1,226	329	325	243	215	36	34	0	44
11	732	181	181	146	132	28	28	0	36
12	916	249	239	180	164	24	24	0	36
13	560	158	148	96	92	22	23	0	21
14	1,012	236	221	222	204	39	31	0	59
15	590	137	135	124	115	19	17	0	43
16	706	204	213	112	102	24	24	0	27
17	976	293	292	162	143	22	25	0	39
18	730	208	199	129	108	23	19	0	44
19	498	102	91	110	100	39	35	0	21
20	872	241	232	164	137	33	28	0	37
21	826	261	252	119	115	21	21	0	37
22	998	290	275	179	153	37	36	0	28
23	714	162	160	155	130	36	30	0	41
24	908	251	228	180	150	19	17	0	63

STATE SUPREME COURT JUSTICE
7TH JUDICIAL DISTRICT
(VOTE FOR 2)
DETAIL

LEGISLATIVE DISTRICT OR TOWN	TOTAL VOTES	ROMAN MISULA DEM	MAROUN AJAKA DEM	JAMES A. VAZZANA REP	JASON L. COOK REP	JAMES A. VAZZANA CON	JASON L. COOK CON	SCATTER	BLANK AND VOID
Pittsford									
25	966	247	238	190	158	41	35	0	57
26	846	214	204	169	158	42	36	2	21
27	758	216	217	133	109	23	29	0	31
28	828	230	219	174	141	15	15	2	32
29	778	169	157	175	149	42	34	1	51
30	774	218	214	143	125	17	18	0	39
31	1,010	270	265	211	180	22	23	0	39
32	926	253	241	181	152	27	23	0	49
33	1,566	435	420	299	276	46	46	0	44
34	1,336	380	367	239	214	46	46	0	44
Pittsford	28,884	7,835	7,569	5,476	4,770	974	910	5	1,345
Riga									
1	1,466	231	214	388	369	82	79	0	103
2	1,260	173	169	346	324	100	96	0	52
3	636	91	91	175	162	41	39	0	37
4	912	115	107	261	239	70	75	0	45
5	876	101	87	280	250	54	55	0	49
6	822	80	76	235	231	87	77	0	36
Riga	5,972	791	744	1,685	1,575	434	421	0	322
Rush									
1	1,050	194	199	245	215	77	79	0	41
2	720	91	90	205	195	55	51	0	33
3	956	205	192	212	190	53	53	0	51
4	1,148	211	202	290	263	65	67	0	50
Rush	3,874	701	683	952	863	250	250	0	175
Sweden									
1	888	185	175	197	185	55	55	0	36
2	336	81	74	66	60	16	17	0	22
3	860	208	202	172	154	40	46	2	36
4	1,010	192	181	231	202	70	77	0	57
5	226	65	62	42	41	6	6	0	4
6	746	146	141	170	155	46	45	0	43
7	730	153	146	160	140	51	50	0	30
8	768	105	102	216	208	50	51	0	36
9	750	139	133	196	181	38	38	0	25
10	1,306	143	133	377	358	110	108	0	77
11	256	63	60	51	50	12	12	0	8
12	786	110	108	213	200	65	59	0	31
Sweden	8,662	1,590	1,517	2,091	1,934	559	564	2	405

STATE SUPREME COURT JUSTICE
7TH JUDICIAL DISTRICT
(VOTE FOR 2)
DETAIL

LEGISLATIVE DISTRICT OR TOWN	TOTAL VOTES	ROMAN MISULA	MAROUN AJAKA	JAMES A. VAZZANA	JASON L. COOK	JAMES A. VAZZANA	JASON L. COOK	SCATTER	BLANK AND VOID
		DEM	DEM	REP	REP	CON	CON		
Webster									
1	802	166	158	190	155	38	34	0	61
2	1,220	280	274	275	252	42	47	0	50
3	1,016	241	222	216	188	45	41	0	63
4	480	94	86	108	96	35	33	0	28
5	914	187	171	230	197	36	38	0	55
6	686	147	137	161	149	28	31	0	33
7	1,056	223	203	243	219	59	48	0	61
8	842	168	156	203	182	46	40	0	47
9	850	155	145	217	197	49	46	0	41
10	1,902	370	334	475	410	107	105	0	101
11	1,044	182	169	294	267	44	42	0	46
12	1,166	208	199	309	279	61	55	0	55
13	876	192	181	211	196	35	33	0	28
14	740	182	166	155	141	29	32	0	35
15	672	156	136	157	135	29	25	0	34
16	1,124	244	231	267	242	48	45	0	47
17	780	122	115	214	195	46	44	0	44
18	652	143	133	155	145	26	21	0	29
19	1,390	239	216	384	343	71	60	0	77
20	1,582	247	228	465	426	72	74	2	68
21	1,136	239	215	274	243	58	57	0	50
22	886	156	143	214	203	57	53	0	60
23	780	176	156	164	147	49	43	0	45
24	2,562	501	462	637	562	134	129	2	135
25	1,474	272	241	394	345	75	61	0	86
26	1,018	203	184	260	234	46	45	0	46
27	1,502	307	270	364	328	80	75	0	78
28	902	183	164	222	188	51	46	0	48
29	538	131	120	122	96	22	24	0	23
30	538	113	101	130	113	21	21	0	39
31	938	151	140	250	215	62	61	0	59
32	1,228	222	187	328	280	68	69	0	74
33	858	156	146	210	180	67	63	0	36
34	530	95	91	143	131	23	21	0	26
35	594	133	123	127	116	39	36	0	20
36	732	151	141	171	154	39	35	0	41
37	1,494	314	287	362	318	76	73	0	64
38	900	199	194	207	179	34	35	0	52
39	872	208	193	197	162	40	34	0	38
40	858	201	173	196	170	33	34	0	51
41	1,406	290	274	335	296	73	71	1	66

STATE SUPREME COURT JUSTICE
7TH JUDICIAL DISTRICT
(VOTE FOR 2)
DETAIL

LEGISLATIVE DISTRICT OR TOWN	TOTAL VOTES	ROMAN MISULA DEM	MAROUN AJAKA DEM	JAMES A. VAZZANA REP	JASON L. COOK REP	JAMES A. VAZZANA CON	JASON L. COOK CON	SCATTER	BLANK AND VOID
Webster									
42	1,140	220	210	266	246	64	53	1	80
43	810	170	153	207	174	33	31	0	42
Webster	43,490	8,737	8,028	10,709	9,494	2,190	2,064	6	2,262
Wheatland									
1	802	179	166	177	169	38	42	2	29
2	842	105	106	249	229	49	54	1	49
3	970	200	189	230	214	48	47	0	42
4	832	169	167	189	170	45	44	0	48
5	1,012	126	114	298	284	70	76	0	44
Wheatland	4,458	779	742	1,143	1,066	250	263	3	212
TOWNS	470,734	101,494	94,976	107,647	95,482	22,766	21,836	92	26,441
GRAND TOTAL:	555,966	130,839	122,337	115,821	102,152	24,764	23,649	143	36,261

REPRESENTATIVE IN CONGRESS
25TH DISTRICT
SUMMARY

LEGISLATIVE DISTRICT OR TOWN	TOTAL VOTES	JOSEPH D. MORELLE DEM	L'ARON SINGLETTY REP	L'ARON SINGLETTY CON	JOSEPH D. MORELLE WOR	SCATTER	BLANK AND VOID
Leg. Dist. 07	653	311	244	47	40	2	9
Leg. Dist. 16	12	10	1	0	1	0	0
Leg. Dist. 21	5,818	3,972	954	232	575	3	82
Leg. Dist. 22	2,810	2,166	339	81	123	1	100
Leg. Dist. 23	8,118	5,420	1,440	327	853	13	65
Leg. Dist. 24	4,770	3,214	580	145	766	8	57
Leg. Dist. 25	4,452	3,345	514	111	358	10	114
Leg. Dist. 26	3,956	2,153	1,305	272	177	4	45
Leg. Dist. 27	5,506	4,092	732	195	336	9	142
Leg. Dist. 28	2,808	1,821	651	128	124	2	82
Leg. Dist. 29	3,824	2,609	793	144	169	1	108
CITY	42,727	29,113	7,553	1,682	3,522	53	804
Brighton	15,786	10,532	3,389	664	1,080	17	104
Chili	12,462	5,054	5,611	1,291	414	1	91
Clarkson	2,888	870	1,545	378	75	2	18
East Rochester	2,247	1,144	816	160	112	0	15
Gates	10,813	4,598	4,870	892	347	5	101
Greece	37,424	14,732	17,737	3,616	1,038	11	290
Hamlin	3,613	964	2,098	425	92	4	30
Henrietta	15,282	7,828	5,468	1,211	641	3	131
Irondequoit	22,155	11,668	7,725	1,512	1,094	9	147
Mendon	4,912	2,301	1,978	454	144	0	35
Ogden	9,284	3,136	4,827	997	255	2	67
Parma	7,338	2,127	4,114	853	199	0	45
Penfield	19,043	9,343	7,431	1,504	634	5	126
Perinton	24,625	12,909	8,929	1,758	862	4	163
Pittsford	14,472	8,445	4,640	819	482	3	83
Riga	2,987	901	1,595	397	84	0	10
Rush	1,939	751	870	233	73	1	11
Sweden	4,339	1,707	1,928	515	144	1	44
Webster	21,755	9,473	9,633	1,873	652	8	116
Wheatland	2,230	838	1,059	244	68	1	20
TOWNS	235,594	109,321	96,263	19,796	8,490	77	1,647
GRAND TOTAL:	278,321	138,434	103,816	21,478	12,012	130	2,451

REPRESENTATIVE IN CONGRESS
25TH DISTRICT
DETAIL

LEGISLATIVE DISTRICT OR TOWN	TOTAL VOTES	JOSEPH D. MORELLE DEM	L'ARON SINGLETTY REP	L'ARON SINGLETTY CON	JOSEPH D. MORELLE WOR	SCATTER	BLANK AND VOID
Leg. Dist. 07							
1	423	191	177	25	27	0	3
2	230	120	67	22	13	2	6
Leg. Dist. 07	653	311	244	47	40	2	9
Leg. Dist. 16							
1	12	10	1	0	1	0	0
Leg. Dist. 16	12	10	1	0	1	0	0
Leg. Dist. 21							
1	281	165	58	17	39	1	1
2	207	129	38	10	25	0	5
3	139	84	36	9	9	0	1
4	120	85	24	2	6	0	3
5	186	127	16	8	29	0	6
6	276	195	34	4	36	1	6
7	368	244	63	15	43	0	3
8	121	84	10	3	24	0	0
9	368	231	61	14	57	0	5
10	391	304	53	12	22	0	0
11	154	110	25	8	6	0	5
12	555	363	105	19	62	0	6
13	192	133	21	8	26	0	4
14	92	68	11	3	9	0	1
15	225	147	41	16	20	0	1
16	82	50	22	4	3	0	3
17	212	142	30	12	24	0	4
18	120	91	13	5	7	0	4
19	66	50	11	2	1	0	2
20	137	97	25	8	7	0	0
21	167	132	26	4	5	0	0
22	206	149	27	8	14	0	8
23	190	138	32	7	12	0	1
24	394	250	72	21	46	0	5
25	158	123	21	4	8	0	2
26	80	56	8	1	13	1	1
27	100	75	19	1	5	0	0
28	38	18	12	2	6	0	0
29	95	67	18	4	4	0	2
30	16	12	3	0	0	0	1
31	82	53	19	1	7	0	2
Leg. Dist. 21	5,818	3,972	954	232	575	3	82
Leg. Dist. 22							
1	193	145	31	7	4	0	6

REPRESENTATIVE IN CONGRESS
25TH DISTRICT
DETAIL

LEGISLATIVE DISTRICT OR TOWN	TOTAL VOTES	JOSEPH D. MORELLE DEM	L'ARON SINGLETTY REP	L'ARON SINGLETTY CON	JOSEPH D. MORELLE WOR	SCATTER	BLANK AND VOID
Leg. Dist. 22							
2	40	25	7	3	0	0	5
3	89	65	9	8	1	0	6
4	63	46	8	1	2	0	6
5	100	86	9	2	1	0	2
6	104	95	6	0	1	0	2
7	39	26	4	1	5	1	2
8	114	84	21	2	5	0	2
9	75	66	4	2	2	0	1
10	99	81	13	0	1	0	4
11	186	134	22	2	19	0	9
12	87	67	15	1	1	0	3
13	42	37	1	1	0	0	3
14	108	88	14	1	1	0	4
15	102	79	11	5	4	0	3
16	45	37	5	0	2	0	1
17	50	42	3	1	1	0	3
18	57	45	7	1	2	0	2
19	36	33	1	1	0	0	1
20	143	105	19	4	6	0	9
21	63	40	13	3	5	0	2
22	130	98	20	4	4	0	4
23	64	55	5	0	1	0	3
24	55	45	6	2	2	0	0
25	386	281	52	18	27	0	8
26	142	102	18	4	18	0	0
27	148	121	12	4	7	0	4
28	16	12	0	2	0	0	2
29	0	0	0	0	0	0	0
30	34	26	3	1	1	0	3
31	0	0	0	0	0	0	0
32	0	0	0	0	0	0	0
Leg. Dist. 22	2,810	2,166	339	81	123	1	100
Leg. Dist. 23							
1	146	103	29	5	8	0	1
2	253	156	46	6	43	1	1
3	205	131	34	5	31	0	4
4	419	287	62	20	48	0	2
5	172	125	21	5	20	0	1
6	176	119	33	5	18	0	1
7	330	229	43	9	44	2	3
8	306	219	43	8	34	0	2
9	206	143	35	7	20	0	1

REPRESENTATIVE IN CONGRESS
25TH DISTRICT
DETAIL

LEGISLATIVE DISTRICT OR TOWN	TOTAL VOTES	JOSEPH D. MORELLE DEM	L'ARON SINGLETTY REP	L'ARON SINGLETTY CON	JOSEPH D. MORELLE WOR	SCATTER	BLANK AND VOID
Leg. Dist. 23							
10	237	160	32	7	34	0	4
11	280	192	42	2	41	1	2
12	350	235	64	15	32	1	3
13	280	183	56	15	21	0	5
14	309	213	49	12	31	1	3
15	240	156	40	7	36	0	1
16	154	98	30	11	13	0	2
17	343	239	59	12	28	2	3
18	577	384	103	33	53	0	4
19	306	186	75	16	24	0	5
20	334	233	47	19	33	1	1
21	296	194	57	14	30	0	1
22	235	161	50	7	16	1	0
23	96	75	8	3	7	0	3
24	228	138	64	7	17	0	2
25	433	268	101	22	41	0	1
26	472	302	101	22	44	0	3
27	253	170	38	21	23	0	1
28	332	211	52	12	53	3	1
29	40	28	9	0	2	0	1
30	2	0	0	0	0	0	2
31	94	73	13	0	7	0	1
32	14	9	4	0	1	0	0
33	0	0	0	0	0	0	0
34	0	0	0	0	0	0	0
Leg. Dist. 23	8,118	5,420	1,440	327	853	13	65
Leg. Dist. 24							
1	378	268	32	12	62	0	4
2	189	128	24	2	34	0	1
3	198	135	20	9	34	0	0
4	382	263	46	5	65	1	2
5	244	160	35	16	27	1	5
6	217	150	31	8	27	0	1
7	143	94	30	7	11	1	0
8	213	140	32	7	34	0	0
9	184	133	31	10	9	0	1
10	418	274	41	9	89	2	3
11	102	75	17	2	4	0	4
12	34	24	7	0	0	0	3
13	334	228	25	7	69	0	5
14	342	213	37	11	72	1	8
15	333	230	55	8	30	1	9

REPRESENTATIVE IN CONGRESS
25TH DISTRICT
DETAIL

LEGISLATIVE DISTRICT OR TOWN	TOTAL VOTES	JOSEPH D. MORELLE DEM	L'ARON SINGLETTY REP	L'ARON SINGLETTY CON	JOSEPH D. MORELLE WOR	SCATTER	BLANK AND VOID
Leg. Dist. 24							
16	308	201	45	8	50	0	4
17	17	10	4	1	1	0	1
18	313	204	35	14	58	1	1
19	53	36	3	0	14	0	0
20	59	33	6	1	17	0	2
21	67	44	7	1	14	0	1
22	108	72	8	4	24	0	0
23	101	75	4	3	17	0	2
24	17	14	1	0	2	0	0
25	15	10	4	0	1	0	0
26	1	0	0	0	1	0	0
Leg. Dist. 24	4,770	3,214	580	145	766	8	57
Leg. Dist. 25							
1	351	260	55	7	25	0	4
2	172	147	8	2	8	0	7
3	232	182	30	6	5	0	9
4	81	68	5	3	2	1	2
5	155	130	14	5	4	0	2
6	180	115	22	5	35	1	2
7	198	158	17	10	4	0	9
8	173	148	16	3	3	0	3
9	75	65	5	0	3	0	2
10	218	158	33	1	24	0	2
11	66	57	1	0	2	0	6
12	164	107	12	9	34	0	2
13	138	106	13	3	10	0	6
14	128	78	16	6	27	0	1
15	133	115	15	0	2	0	1
16	139	100	17	4	6	0	12
17	100	88	7	2	1	0	2
18	229	181	29	4	9	1	5
19	172	132	24	6	8	0	2
20	126	84	24	7	10	0	1
21	126	94	20	2	1	0	9
22	181	132	17	5	24	2	1
23	30	21	1	0	7	1	0
24	40	28	11	0	0	0	1
25	365	272	47	8	23	0	15
26	49	30	3	2	11	2	1
27	62	45	6	3	4	0	4
28	31	19	3	0	9	0	0
29	39	22	3	3	9	0	2

REPRESENTATIVE IN CONGRESS
25TH DISTRICT
DETAIL

LEGISLATIVE DISTRICT OR TOWN	TOTAL VOTES	JOSEPH D. MORELLE DEM	L'ARON SINGLETTY REP	L'ARON SINGLETTY CON	JOSEPH D. MORELLE WOR	SCATTER	BLANK AND VOID
Leg. Dist. 25							
30	137	100	17	2	16	1	1
31	115	73	14	2	25	1	0
32	3	3	0	0	0	0	0
33	44	27	9	1	7	0	0
Leg. Dist. 25	4,452	3,345	514	111	358	10	114
Leg. Dist. 26							
1	475	250	166	35	21	0	3
2	188	82	82	15	6	0	3
3	158	91	46	11	6	0	4
4	224	109	84	18	12	0	1
5	198	97	76	15	10	0	0
6	176	115	39	9	6	0	7
7	173	101	52	9	9	0	2
8	223	153	50	11	5	0	4
9	228	145	48	15	15	1	4
10	186	118	45	11	7	1	4
11	240	148	72	11	7	0	2
12	281	134	118	17	12	0	0
13	275	122	114	22	15	1	1
14	297	150	99	33	13	0	2
15	175	109	40	9	17	0	0
16	251	126	97	18	10	0	0
17	208	103	77	13	6	1	8
Leg. Dist. 26	3,956	2,153	1,305	272	177	4	45
Leg. Dist. 27							
1	301	214	50	14	17	1	5
2	318	245	37	12	19	0	5
3	263	187	37	12	25	0	2
4	275	202	35	10	24	1	3
5	262	206	27	5	17	0	7
6	200	149	28	5	6	2	10
7	252	179	43	8	22	0	0
8	352	289	35	7	7	2	12
9	279	210	31	4	30	0	4
10	255	183	41	9	19	0	3
11	260	195	31	15	14	0	5
12	182	127	24	7	15	0	9
13	226	193	15	4	11	0	3
14	169	121	27	5	10	0	6
15	212	167	16	8	16	1	4
16	238	183	19	13	15	1	7
17	237	188	25	3	12	0	9

REPRESENTATIVE IN CONGRESS
25TH DISTRICT
DETAIL

LEGISLATIVE DISTRICT OR TOWN	TOTAL VOTES	JOSEPH D. MORELLE DEM	L'ARON SINGLETTY REP	L'ARON SINGLETTY CON	JOSEPH D. MORELLE WOR	SCATTER	BLANK AND VOID
Leg. Dist. 27							
18	208	131	50	10	9	0	8
19	269	221	18	7	12	0	11
20	128	103	11	4	3	0	7
21	116	84	17	3	6	0	6
22	160	93	49	10	5	0	3
23	139	100	15	4	13	1	6
24	0	0	0	0	0	0	0
25	91	52	19	10	4	0	6
26	114	70	32	6	5	0	1
27	0	0	0	0	0	0	0
Leg. Dist. 27	5,506	4,092	732	195	336	9	142
Leg. Dist. 28							
1	167	124	30	7	3	0	3
2	44	19	16	3	5	0	1
3	74	59	9	2	2	0	2
4	130	78	38	1	8	0	5
5	108	69	29	5	4	0	1
6	247	160	57	15	12	0	3
7	283	164	86	19	7	0	7
8	125	89	19	4	4	0	9
9	178	119	43	3	7	1	5
10	53	38	8	4	2	0	1
11	107	67	29	4	2	0	5
12	79	45	20	4	5	0	5
13	139	84	37	8	4	0	6
14	149	106	27	10	3	0	3
15	42	24	10	3	5	0	0
16	153	96	37	4	10	0	6
17	20	11	7	0	0	0	2
18	166	123	27	7	4	0	5
19	2	2	0	0	0	0	0
20	211	124	56	12	16	1	2
21	199	125	43	10	18	0	3
22	80	53	20	1	2	0	4
23	52	42	3	2	1	0	4
Leg. Dist. 28	2,808	1,821	651	128	124	2	82
Leg. Dist. 29							
1	18	10	4	2	2	0	0
2	39	24	6	5	2	0	2
3	9	5	1	0	0	0	3
4	227	143	62	4	15	0	3
5	189	126	43	12	3	0	5

REPRESENTATIVE IN CONGRESS
25TH DISTRICT
DETAIL

LEGISLATIVE DISTRICT OR TOWN	TOTAL VOTES	JOSEPH D. MORELLE DEM	L'ARON SINGLETTY REP	L'ARON SINGLETTY CON	JOSEPH D. MORELLE WOR	SCATTER	BLANK AND VOID
Leg. Dist. 29							
6	89	58	27	2	2	0	0
7	141	85	33	9	12	0	2
8	41	34	5	0	1	0	1
9	295	206	61	10	9	0	9
10	214	156	37	9	6	0	6
11	194	120	48	11	8	0	7
12	198	137	44	8	7	0	2
13	76	62	10	1	1	0	2
14	70	48	16	1	3	0	2
15	147	112	20	6	7	0	2
16	46	34	9	1	1	0	1
17	124	75	35	9	5	0	0
18	252	145	71	9	23	0	4
19	89	65	19	3	2	0	0
20	218	163	32	4	5	0	14
21	238	147	49	17	24	0	1
22	96	75	11	2	2	0	6
23	160	108	33	1	4	0	14
24	231	158	46	11	11	1	4
25	38	32	3	1	2	0	0
26	78	55	13	1	4	0	5
27	0	0	0	0	0	0	0
28	2	2	0	0	0	0	0
29	29	22	5	1	1	0	0
30	14	6	4	1	3	0	0
31	16	12	4	0	0	0	0
32	19	13	5	0	1	0	0
33	227	171	37	3	3	0	13
Leg. Dist. 29	<u>3,824</u>	<u>2,609</u>	<u>793</u>	<u>144</u>	<u>169</u>	<u>1</u>	<u>108</u>
CITY	42,727	29,113	7,553	1,682	3,522	53	804
Brighton							
1	437	320	69	15	31	1	1
2	252	122	83	22	21	0	4
3	311	194	81	12	21	0	3
4	412	274	81	16	38	1	2
5	383	258	70	9	44	1	1
6	533	358	126	21	27	0	1
7	318	199	81	11	26	0	1
8	382	211	142	17	9	3	0
9	358	226	73	18	40	0	1
10	429	312	78	18	21	0	0

REPRESENTATIVE IN CONGRESS
25TH DISTRICT
DETAIL

LEGISLATIVE DISTRICT OR TOWN	TOTAL VOTES	JOSEPH D. MORELLE DEM	L'ARON SINGLETTY REP	L'ARON SINGLETTY CON	JOSEPH D. MORELLE WOR	SCATTER	BLANK AND VOID
Brighton							
11	451	289	93	26	41	1	1
12	485	334	78	23	49	0	1
13	272	190	54	10	13	0	5
14	299	194	49	11	41	1	3
15	324	214	65	23	20	0	2
16	265	151	95	16	1	1	1
17	218	162	42	6	3	0	5
18	357	251	56	13	36	0	1
19	233	175	31	15	10	0	2
20	289	196	54	10	27	1	1
21	322	219	59	9	32	0	3
22	394	273	84	15	19	1	2
23	306	226	49	12	17	0	2
24	414	260	101	29	15	0	9
25	297	191	64	6	35	0	1
26	271	151	88	11	20	0	1
27	293	204	69	5	15	0	0
28	483	325	104	11	38	0	5
29	244	134	88	7	12	0	3
30	543	382	100	23	30	0	8
31	319	239	48	7	24	1	0
32	402	274	69	19	37	1	2
33	418	288	84	17	23	2	4
34	377	249	83	19	23	0	3
35	317	226	53	11	26	0	1
36	328	225	58	17	22	0	6
37	248	172	48	10	14	1	3
38	384	244	91	26	21	0	2
39	314	201	73	17	22	0	1
40	604	435	114	15	35	1	4
41	472	314	109	19	27	0	3
42	117	81	25	4	7	0	0
43	338	209	96	14	16	0	3
44	142	95	35	7	5	0	0
45	223	129	60	13	20	0	1
46	208	156	36	9	6	0	1
Brighton	15,786	10,532	3,389	664	1,080	17	104
Chili							
1	261	106	105	41	6	0	3
2	464	115	257	69	17	0	6
3	388	167	157	45	14	0	5
4	286	104	147	25	9	0	1

REPRESENTATIVE IN CONGRESS
25TH DISTRICT
DETAIL

LEGISLATIVE DISTRICT OR TOWN	TOTAL VOTES	JOSEPH D. MORELLE DEM	L'ARON SINGLETTY REP	L'ARON SINGLETTY CON	JOSEPH D. MORELLE WOR	SCATTER	BLANK AND VOID
Chili							
5	350	140	159	34	15	0	2
6	342	124	155	47	14	0	2
7	234	119	95	12	7	0	1
8	372	129	187	41	11	0	4
9	377	175	151	33	14	0	4
10	227	69	105	41	10	0	2
11	404	150	192	46	14	0	2
12	338	144	152	27	13	0	2
13	505	200	236	54	12	0	3
14	350	119	166	46	18	0	1
15	300	130	129	33	6	1	1
16	717	270	358	68	18	0	3
17	926	345	468	92	17	0	4
18	377	139	189	38	6	0	5
19	322	154	136	22	7	0	3
20	488	247	172	44	21	0	4
21	248	95	112	26	12	0	3
22	451	263	146	22	18	0	2
23	317	127	141	33	14	0	2
24	769	332	337	71	22	0	7
25	273	159	88	12	11	0	3
26	471	135	256	65	11	0	4
27	334	137	139	38	18	0	2
28	287	126	122	31	6	0	2
29	265	97	120	36	12	0	0
30	203	86	84	22	10	0	1
31	351	177	126	32	12	0	4
32	465	174	224	45	19	0	3
Chili	12,462	5,054	5,611	1,291	414	1	91
Clarkson							
1	603	145	365	76	14	0	3
2	66	17	37	8	4	0	0
3	434	178	200	43	10	1	2
4	649	158	385	84	16	0	6
5	768	246	380	113	22	1	6
6	368	126	178	54	9	0	1
Clarkson	2,888	870	1,545	378	75	2	18
East Rochester							
1	338	153	148	21	14	0	2
2	313	159	113	22	18	0	1
3	318	144	120	37	13	0	4
4	303	160	114	7	19	0	3

REPRESENTATIVE IN CONGRESS
25TH DISTRICT
DETAIL

LEGISLATIVE DISTRICT OR TOWN	TOTAL VOTES	JOSEPH D. MORELLE DEM	L'ARON SINGLETTY REP	L'ARON SINGLETTY CON	JOSEPH D. MORELLE WOR	SCATTER	BLANK AND VOID
East Rochester							
5	287	152	92	23	18	0	2
6	376	215	120	27	13	0	1
7	312	161	109	23	17	0	2
East Rochester	2,247	1,144	816	160	112	0	15
Gates							
1	223	105	76	26	14	0	2
2	276	117	130	17	6	0	6
3	277	132	112	20	10	0	3
4	315	131	150	26	8	0	0
5	357	174	133	31	15	0	4
6	302	150	109	24	15	0	4
7	778	293	403	57	21	0	4
8	238	85	126	19	6	0	2
9	332	146	152	22	4	0	8
10	195	99	70	20	6	0	0
11	250	100	113	25	10	0	2
12	208	87	97	16	7	0	1
13	320	137	138	21	16	0	8
14	243	106	112	21	3	0	1
15	480	203	228	32	12	0	5
16	261	129	102	17	10	1	2
17	299	126	131	27	13	0	2
18	372	123	196	41	10	0	2
19	277	112	125	29	9	0	2
20	322	154	132	21	11	0	4
21	286	128	131	16	9	0	2
22	234	116	84	24	8	0	2
23	307	124	146	27	8	0	2
24	722	333	303	55	24	0	7
25	199	68	98	25	7	0	1
26	403	120	217	47	14	0	5
27	414	190	182	31	9	0	2
28	248	100	110	21	11	0	6
29	278	138	113	17	7	1	2
30	212	82	113	14	2	0	1
31	246	103	108	22	6	2	5
32	317	141	133	25	17	0	1
33	147	76	58	9	4	0	0
34	260	80	147	23	8	1	1
35	215	90	92	24	7	0	2
Gates	10,813	4,598	4,870	892	347	5	101
Greece							

REPRESENTATIVE IN CONGRESS
25TH DISTRICT
DETAIL

LEGISLATIVE DISTRICT OR TOWN	TOTAL VOTES	JOSEPH D. MORELLE DEM	L'ARON SINGLETTY REP	L'ARON SINGLETTY CON	JOSEPH D. MORELLE WOR	SCATTER	BLANK AND VOID
Greece							
1	292	110	135	34	10	2	1
2	428	121	240	52	13	0	2
3	229	83	110	26	9	0	1
4	262	121	111	26	4	0	0
5	219	97	102	12	8	0	0
6	190	84	75	20	6	0	5
7	312	117	152	27	14	0	2
8	249	95	109	32	10	0	3
9	283	125	128	17	12	1	0
10	279	112	123	25	16	0	3
11	153	74	65	9	5	0	0
12	182	66	88	21	6	0	1
13	252	103	112	23	12	0	2
14	215	99	85	18	12	0	1
15	297	115	149	24	6	1	2
16	209	85	95	24	4	0	1
17	412	158	209	36	9	0	0
18	366	155	162	37	10	0	2
19	261	111	114	17	16	0	3
20	283	132	117	21	10	0	3
21	292	115	131	32	12	0	2
22	212	88	99	14	9	1	1
23	392	184	151	42	9	0	6
24	448	148	250	33	10	0	7
25	278	128	112	25	11	0	2
26	235	102	99	25	8	0	1
27	567	218	278	52	13	0	6
28	415	136	231	37	11	0	0
29	326	131	153	31	10	0	1
30	212	80	95	18	15	0	4
31	248	95	115	29	6	0	3
32	264	112	112	26	12	0	2
33	398	133	214	38	12	0	1
34	385	144	181	52	6	0	2
35	303	119	133	30	19	0	2
36	374	147	176	27	19	0	5
37	247	88	128	23	6	0	2
38	494	181	244	46	18	0	5
39	204	84	94	18	6	0	2
40	255	123	102	20	9	1	0
41	339	159	138	31	11	0	0
42	300	128	131	22	15	0	4

REPRESENTATIVE IN CONGRESS
25TH DISTRICT
DETAIL

LEGISLATIVE DISTRICT OR TOWN	TOTAL VOTES	JOSEPH D. MORELLE DEM	L'ARON SINGLETTY REP	L'ARON SINGLETTY CON	JOSEPH D. MORELLE WOR	SCATTER	BLANK AND VOID
Greece							
43	428	130	230	56	10	0	2
44	472	197	214	52	7	0	2
45	570	187	327	40	8	0	8
46	221	109	76	20	13	1	2
47	292	130	113	39	9	1	0
48	218	83	114	15	4	0	2
49	222	97	94	23	5	0	3
50	294	118	140	28	6	0	2
51	195	78	95	16	5	0	1
52	428	169	202	38	18	0	1
53	229	108	91	20	4	0	6
54	415	122	231	49	8	0	5
55	249	82	143	21	1	0	2
56	366	166	163	23	10	0	4
57	318	114	162	28	10	0	4
58	412	159	205	37	7	0	4
59	182	108	44	18	7	0	5
60	270	114	123	25	6	0	2
61	303	132	129	32	8	0	2
62	396	156	187	36	13	0	4
63	338	145	143	32	17	0	1
64	278	120	134	17	5	1	1
65	343	163	152	19	4	0	5
66	174	72	83	15	3	0	1
67	291	95	155	29	9	0	3
68	373	110	189	56	16	0	2
69	215	79	106	20	9	0	1
70	1,123	349	625	119	22	0	8
71	403	177	179	33	8	0	6
72	501	200	231	51	14	0	5
73	146	56	71	12	6	0	1
74	275	131	119	18	4	1	2
75	225	102	99	16	5	0	3
76	305	95	171	34	5	0	0
77	330	138	145	33	9	0	5
78	222	92	93	26	8	0	3
79	722	258	366	77	15	0	6
80	456	172	223	45	13	0	3
81	221	82	105	22	7	0	5
82	365	192	122	31	18	0	2
83	176	72	66	24	10	0	4
84	414	167	197	38	11	0	1

REPRESENTATIVE IN CONGRESS
25TH DISTRICT
DETAIL

LEGISLATIVE DISTRICT OR TOWN	TOTAL VOTES	JOSEPH D. MORELLE DEM	L'ARON SINGLETTY REP	L'ARON SINGLETTY CON	JOSEPH D. MORELLE WOR	SCATTER	BLANK AND VOID
Greece							
85	412	157	198	40	11	0	6
86	405	147	200	49	6	0	3
87	290	132	121	31	4	0	2
88	444	194	199	40	11	0	0
89	271	113	134	16	7	0	1
90	440	142	232	58	6	0	2
91	649	242	312	80	11	0	4
92	547	233	246	44	17	0	7
93	447	215	183	39	8	0	2
94	389	160	171	39	18	0	1
95	251	118	103	20	9	1	0
96	392	200	154	30	5	0	3
97	616	243	301	60	8	0	4
98	545	221	247	53	17	0	7
99	406	130	217	44	9	0	6
100	547	238	246	47	11	0	5
101	231	78	120	26	7	0	0
102	546	210	283	41	10	0	2
103	404	139	202	46	15	0	2
104	278	94	147	33	2	0	2
105	463	171	222	57	9	0	4
106	330	109	178	35	6	0	2
107	290	79	178	26	6	0	1
108	354	121	187	42	4	0	0
109	540	214	251	65	5	0	5
Greece	37,424	14,732	17,737	3,616	1,038	11	290
Hamlin							
1	373	111	216	31	10	0	5
2	408	105	239	53	10	0	1
3	423	105	244	60	13	0	1
4	307	60	203	36	6	0	2
5	373	92	215	57	9	0	0
6	312	92	183	23	11	3	0
7	499	148	266	64	15	0	6
8	257	63	152	32	7	0	3
9	222	61	129	20	5	0	7
10	439	127	251	49	6	1	5
Hamlin	3,613	964	2,098	425	92	4	30
Henrietta							
1	438	197	191	34	15	0	1
2	405	195	153	35	17	0	5
3	193	111	48	17	15	0	2

REPRESENTATIVE IN CONGRESS
25TH DISTRICT
DETAIL

LEGISLATIVE DISTRICT OR TOWN	TOTAL VOTES	JOSEPH D. MORELLE DEM	L'ARON SINGLETTY REP	L'ARON SINGLETTY CON	JOSEPH D. MORELLE WOR	SCATTER	BLANK AND VOID
Henrietta							
4	391	230	119	22	14	1	5
5	376	177	143	39	14	0	3
6	322	148	128	30	15	0	1
7	295	144	104	29	14	0	4
8	305	131	133	23	15	0	3
9	235	123	84	19	6	0	3
10	364	169	141	39	11	0	4
11	304	153	116	18	11	0	6
12	331	162	124	29	15	0	1
13	660	364	224	47	21	0	4
14	285	162	86	28	8	0	1
15	583	317	193	32	35	0	6
16	210	104	74	13	14	0	5
17	395	211	125	38	17	1	3
18	394	192	161	24	15	0	2
19	317	160	117	22	18	0	0
20	597	310	206	46	28	0	7
21	287	144	107	27	9	0	0
22	542	298	184	39	18	0	3
23	370	191	118	37	17	0	7
24	470	276	131	29	32	0	2
25	347	157	131	41	16	1	1
26	782	373	292	76	33	0	8
27	567	283	224	38	16	0	6
28	460	211	182	45	18	0	4
29	1,295	645	489	106	47	0	8
30	865	482	279	56	38	0	10
31	275	147	94	21	10	0	3
32	614	388	157	39	24	0	6
33	261	117	103	23	17	0	1
34	232	118	91	13	8	0	2
35	515	238	216	37	20	0	4
Henrietta	15,282	7,828	5,468	1,211	641	3	131
Irondequoit							
1	457	252	149	35	16	0	5
2	275	125	108	24	16	0	2
3	380	178	153	26	20	0	3
4	138	67	60	7	4	0	0
5	321	173	111	17	18	0	2
6	536	307	145	46	37	0	1
7	455	245	146	42	19	0	3
8	371	175	147	33	15	1	0

REPRESENTATIVE IN CONGRESS
25TH DISTRICT
DETAIL

LEGISLATIVE DISTRICT OR TOWN	TOTAL VOTES	JOSEPH D. MORELLE DEM	L'ARON SINGLETTY REP	L'ARON SINGLETTY CON	JOSEPH D. MORELLE WOR	SCATTER	BLANK AND VOID
Irondequoit							
9	355	155	159	22	15	0	4
10	364	199	124	27	10	0	4
11	200	101	74	12	11	0	2
12	306	187	84	16	16	0	3
13	456	272	129	27	27	0	1
14	485	226	195	36	24	1	3
15	417	218	153	23	20	0	3
16	605	320	213	43	26	0	3
17	239	131	73	11	20	1	3
18	354	179	125	28	19	0	3
19	403	268	95	16	21	0	3
20	302	152	117	24	8	0	1
21	369	204	108	26	29	1	1
22	400	205	132	35	26	0	2
23	318	179	107	18	13	0	1
24	312	162	96	32	18	0	4
25	334	175	111	31	17	0	0
26	229	131	78	13	7	0	0
27	229	122	82	12	12	0	1
28	325	133	151	29	10	0	2
29	313	162	114	17	15	0	5
30	320	163	120	23	14	0	0
31	442	237	147	17	37	0	4
32	362	216	93	23	30	0	0
33	252	112	98	24	16	0	2
34	524	251	217	34	21	0	1
35	275	167	80	9	19	0	0
36	188	101	59	11	12	0	5
37	297	151	109	22	13	0	2
38	182	105	50	7	17	0	3
39	21	13	5	0	1	0	2
40	258	149	74	20	11	0	4
41	359	206	110	23	20	0	0
42	391	172	167	38	12	2	0
43	288	151	92	27	16	0	2
44	615	300	261	31	20	0	3
45	228	116	84	18	7	0	3
46	316	140	148	13	12	0	3
47	133	66	54	9	3	0	1
48	288	155	108	17	8	0	0
49	481	245	175	34	24	0	3
50	231	138	70	9	8	0	6

REPRESENTATIVE IN CONGRESS
25TH DISTRICT
DETAIL

LEGISLATIVE DISTRICT OR TOWN	TOTAL VOTES	JOSEPH D. MORELLE DEM	L'ARON SINGLETTY REP	L'ARON SINGLETTY CON	JOSEPH D. MORELLE WOR	SCATTER	BLANK AND VOID
Irondequoit							
51	411	215	131	36	23	1	5
52	341	186	109	25	19	1	1
53	308	154	116	13	21	0	4
54	126	63	47	12	3	0	1
55	382	227	107	21	24	1	2
56	261	140	84	12	22	0	3
57	471	261	157	32	17	0	4
58	369	207	123	21	15	0	3
59	312	142	129	28	11	0	2
60	321	150	127	27	16	0	1
61	441	231	151	32	25	0	2
62	377	213	121	28	15	0	0
63	263	137	92	21	11	0	2
64	184	118	46	12	8	0	0
65	218	125	73	10	10	0	0
66	142	89	42	7	2	0	2
67	239	110	102	15	11	0	1
68	290	143	108	23	11	0	5
Irondequoit	22,155	11,668	7,725	1,512	1,094	9	147
Mendon							
1	640	308	248	68	13	0	3
2	584	313	194	44	24	0	9
3	617	278	248	65	21	0	5
4	456	234	174	23	20	0	5
5	606	308	218	60	18	0	2
6	610	243	278	67	17	0	5
7	653	284	291	63	13	0	2
8	258	117	118	15	5	0	3
9	488	216	209	49	13	0	1
Mendon	4,912	2,301	1,978	454	144	0	35
Ogden							
1	414	183	171	49	8	0	3
2	391	146	199	34	11	0	1
3	684	242	365	58	14	1	4
4	387	123	216	42	6	0	0
5	408	131	214	42	18	0	3
6	550	215	272	46	13	0	4
7	290	67	167	41	11	0	4
8	485	169	262	37	13	0	4
9	413	166	195	35	13	0	4
10	412	147	215	38	10	0	2
11	470	144	247	70	7	0	2

REPRESENTATIVE IN CONGRESS
25TH DISTRICT
DETAIL

LEGISLATIVE DISTRICT OR TOWN	TOTAL VOTES	JOSEPH D. MORELLE DEM	L'ARON SINGLETTY REP	L'ARON SINGLETTY CON	JOSEPH D. MORELLE WOR	SCATTER	BLANK AND VOID
Ogden							
12	632	173	366	76	13	0	4
13	446	167	216	37	19	0	7
14	379	143	186	41	7	0	2
15	604	185	333	68	14	0	4
16	302	71	175	46	7	0	3
17	401	108	219	58	11	0	5
18	628	239	304	57	27	0	1
19	470	167	241	43	16	0	3
20	518	150	264	79	17	1	7
Ogden	9,284	3,136	4,827	997	255	2	67
Parma							
1	539	177	274	67	21	0	0
2	558	172	287	79	14	0	6
3	413	113	234	50	13	0	3
4	479	88	310	57	18	0	6
5	292	89	161	27	13	0	2
6	249	58	149	38	3	0	1
7	414	108	244	49	11	0	2
8	519	192	250	60	13	0	4
9	509	131	308	57	11	0	2
10	438	118	247	62	9	0	2
11	500	169	255	63	10	0	3
12	529	195	264	53	17	0	0
13	970	252	602	90	18	0	8
14	365	117	204	36	7	0	1
15	564	148	325	65	21	0	5
Parma	7,338	2,127	4,114	853	199	0	45
Penfield							
1	205	109	71	14	9	0	2
2	368	192	128	26	20	0	2
3	433	191	182	40	12	1	7
4	681	259	319	91	11	0	1
5	486	247	179	35	22	0	3
6	370	147	182	28	11	0	2
7	391	221	114	36	19	0	1
8	211	83	101	19	5	0	3
9	473	313	117	26	14	1	2
10	303	156	110	20	15	0	2
11	260	114	111	18	14	0	3
12	407	242	118	26	16	0	5
13	598	283	240	57	14	0	4
14	551	179	282	67	18	0	5

REPRESENTATIVE IN CONGRESS
25TH DISTRICT
DETAIL

LEGISLATIVE DISTRICT OR TOWN	TOTAL VOTES	JOSEPH D. MORELLE DEM	L'ARON SINGLETTY REP	L'ARON SINGLETTY CON	JOSEPH D. MORELLE WOR	SCATTER	BLANK AND VOID
Penfield							
15	657	346	249	44	13	0	5
16	187	96	65	13	12	0	1
17	430	223	150	34	17	0	6
18	303	151	117	20	14	0	1
19	595	303	222	46	23	0	1
20	500	251	201	29	14	0	5
21	477	275	150	30	19	0	3
22	460	285	122	28	21	0	4
23	654	345	237	45	21	1	5
24	571	274	213	52	28	0	4
25	360	152	160	38	10	0	0
26	285	121	124	27	13	0	0
27	447	252	155	29	9	0	2
28	359	166	136	43	11	1	2
29	562	311	184	40	25	0	2
30	901	400	388	79	27	0	7
31	383	207	141	20	11	0	4
32	179	116	41	16	4	0	2
33	386	196	129	39	18	1	3
34	572	269	255	30	15	0	3
35	620	329	215	42	30	0	4
36	447	247	150	29	18	0	3
37	890	376	422	73	14	0	5
38	290	126	135	19	10	0	0
39	329	157	125	33	9	0	5
40	420	193	193	26	5	0	3
41	578	258	269	37	11	0	3
42	464	182	229	40	12	0	1
Penfield	19,043	9,343	7,431	1,504	634	5	126
Perinton							
1	746	373	293	59	17	0	4
2	518	289	169	36	18	0	6
3	366	192	123	40	7	0	4
4	402	223	129	27	22	0	1
5	213	122	59	16	16	0	0
6	354	223	90	21	16	0	4
7	497	259	184	32	20	1	1
8	414	227	142	28	15	0	2
9	570	272	229	48	19	0	2
10	494	277	166	30	17	0	4
11	282	143	95	29	11	0	4
12	405	225	130	30	18	0	2

REPRESENTATIVE IN CONGRESS
25TH DISTRICT
DETAIL

LEGISLATIVE DISTRICT OR TOWN	TOTAL VOTES	JOSEPH D. MORELLE DEM	L'ARON SINGLETTY REP	L'ARON SINGLETTY CON	JOSEPH D. MORELLE WOR	SCATTER	BLANK AND VOID
Perinton							
13	382	199	141	31	11	0	0
14	408	211	158	26	9	0	4
15	472	247	173	27	20	0	5
16	347	178	122	32	12	0	3
17	420	245	124	29	20	0	2
18	399	194	148	34	19	0	4
19	363	193	128	28	13	0	1
20	392	211	137	28	14	0	2
21	475	252	147	42	25	0	9
22	302	147	113	25	15	0	2
23	602	331	205	36	24	0	6
24	622	319	245	39	14	0	5
25	348	208	96	20	22	0	2
26	448	241	160	35	9	0	3
27	376	194	146	24	10	0	2
28	348	176	141	18	12	0	1
29	274	148	91	22	12	0	1
30	460	250	157	36	17	0	0
31	497	263	177	28	24	0	5
32	361	200	112	31	15	0	3
33	431	264	122	21	23	0	1
34	548	306	188	33	14	0	7
35	355	173	123	38	18	0	3
36	300	158	108	19	14	0	1
37	478	267	162	32	14	0	3
38	564	290	207	44	16	1	6
39	548	247	241	44	14	0	2
40	345	179	130	15	19	0	2
41	235	121	84	20	8	0	2
42	392	208	142	33	8	1	0
43	822	411	332	50	23	0	6
44	320	158	119	21	20	0	2
45	800	408	297	68	25	0	2
46	228	134	68	15	10	0	1
47	487	240	195	30	16	0	6
48	379	215	123	32	7	0	2
49	349	180	121	37	7	0	4
50	86	47	30	4	5	0	0
51	517	212	250	44	9	0	2
52	526	298	183	23	16	1	5
53	359	198	116	25	17	0	3
54	819	384	371	47	12	0	5

REPRESENTATIVE IN CONGRESS
25TH DISTRICT
DETAIL

LEGISLATIVE DISTRICT OR TOWN	TOTAL VOTES	JOSEPH D. MORELLE DEM	L'ARON SINGLETERY REP	L'ARON SINGLETERY CON	JOSEPH D. MORELLE WOR	SCATTER	BLANK AND VOID
Perinton							
55	392	196	156	24	13	0	3
56	788	383	331	52	21	0	1
Perinton	24,625	12,909	8,929	1,758	862	4	163
Pittsford							
1	348	206	105	19	17	0	1
2	376	240	94	19	21	0	2
3	593	373	176	22	18	0	4
4	525	313	159	37	16	0	0
5	320	210	69	29	10	0	2
6	250	170	60	6	8	0	6
7	196	123	49	9	13	0	2
8	408	210	166	26	5	0	1
9	407	209	152	29	15	0	2
10	613	347	214	29	20	0	3
11	367	192	130	28	13	0	4
12	459	267	157	22	12	0	1
13	281	149	85	23	23	0	1
14	507	280	182	31	14	0	0
15	296	149	117	14	16	0	0
16	353	209	106	18	15	1	4
17	488	302	142	22	21	0	1
18	365	220	107	18	16	0	4
19	249	108	97	36	6	0	2
20	437	264	130	27	12	1	3
21	413	269	113	17	10	0	4
22	503	305	147	34	17	0	0
23	358	189	125	29	11	0	4
24	455	278	139	17	14	0	7
25	484	291	148	30	10	0	5
26	424	227	145	37	12	1	2
27	382	236	113	18	11	0	4
28	415	255	137	10	10	0	3
29	390	191	147	37	11	0	4
30	389	243	117	15	13	0	1
31	505	297	181	13	13	0	1
32	464	270	157	18	18	0	1
33	784	468	255	40	21	0	0
34	668	385	219	40	20	0	4
Pittsford	14,472	8,445	4,640	819	482	3	83
Riga							
1	733	255	370	75	29	0	4
2	630	193	332	87	17	0	1

REPRESENTATIVE IN CONGRESS
25TH DISTRICT
DETAIL

LEGISLATIVE DISTRICT OR TOWN	TOTAL VOTES	JOSEPH D. MORELLE DEM	L'ARON SINGLETTY REP	L'ARON SINGLETTY CON	JOSEPH D. MORELLE WOR	SCATTER	BLANK AND VOID
Riga							
3	318	123	156	34	4	0	1
4	456	120	245	72	17	0	2
5	439	113	266	51	8	0	1
6	411	97	226	78	9	0	1
Riga	2,987	901	1,595	397	84	0	10
Rush							
1	525	204	222	73	23	0	3
2	360	104	192	49	11	1	3
3	480	223	194	43	17	0	3
4	574	220	262	68	22	0	2
Rush	1,939	751	870	233	73	1	11
Sweden							
1	444	202	180	45	10	0	7
2	169	81	61	14	10	0	3
3	430	222	146	42	18	0	2
4	505	206	211	69	15	0	4
5	113	59	40	6	7	0	1
6	375	155	159	40	17	0	4
7	365	158	144	46	15	0	2
8	384	114	204	49	15	0	2
9	377	150	178	31	13	0	5
10	653	171	357	104	14	1	6
11	130	65	48	11	4	0	2
12	394	124	200	58	6	0	6
Sweden	4,339	1,707	1,928	515	144	1	44
Webster							
1	401	192	161	33	13	0	2
2	610	296	247	39	25	0	3
3	508	265	185	40	13	0	5
4	240	114	89	26	10	0	1
5	457	195	204	36	22	0	0
6	343	157	143	27	16	0	0
7	528	229	233	46	15	0	5
8	422	175	190	40	14	0	3
9	425	164	197	39	21	0	4
10	951	379	439	99	30	0	4
11	522	189	274	43	13	1	2
12	583	236	279	48	16	0	4
13	439	190	203	25	21	0	0
14	372	186	143	30	10	0	3
15	336	158	138	24	13	0	3

REPRESENTATIVE IN CONGRESS
25TH DISTRICT
DETAIL

LEGISLATIVE DISTRICT OR TOWN	TOTAL VOTES	JOSEPH D. MORELLE DEM	L'ARON SINGLETTY REP	L'ARON SINGLETTY CON	JOSEPH D. MORELLE WOR	SCATTER	BLANK AND VOID
Webster							
16	562	259	247	45	6	0	5
17	390	140	195	36	19	0	0
18	327	141	149	23	9	0	5
19	696	275	343	57	19	0	2
20	792	279	428	65	17	1	2
21	568	248	253	53	11	0	3
22	443	174	198	47	16	1	7
23	390	175	149	45	16	1	4
24	1,281	553	570	115	37	1	5
25	737	325	342	54	13	0	3
26	509	221	226	47	11	0	4
27	751	328	333	65	21	0	4
28	451	193	208	37	11	1	1
29	269	142	100	19	8	0	0
30	269	126	112	18	9	0	4
31	469	175	221	50	17	0	6
32	614	246	293	64	10	0	1
33	429	176	185	57	9	1	1
34	265	117	122	18	7	0	1
35	298	130	119	38	11	0	0
36	368	162	159	35	8	0	4
37	747	325	326	66	26	0	4
38	450	230	177	24	18	0	1
39	436	228	168	29	11	0	0
40	429	227	157	29	12	1	3
41	703	313	304	64	20	0	2
42	570	265	237	50	15	0	3
43	405	175	187	28	13	0	2
Webster	21,755	9,473	9,633	1,873	652	8	116
Wheatland							
1	402	178	166	39	15	1	3
2	421	131	226	45	12	0	7
3	485	211	205	48	18	0	3
4	416	184	175	42	11	0	4
5	506	134	287	70	12	0	3
Wheatland	2,230	838	1,059	244	68	1	20
TOWNS	235,594	109,321	96,263	19,796	8,490	77	1,647
GRAND TOTAL:	278,321	138,434	103,816	21,478	12,012	130	2,451

STATE SENATOR
54TH DISTRICT
SUMMARY

LEGISLATIVE DISTRICT OR TOWN	TOTAL VOTES	KENAN S. BALDRIDGE	PAMELA A. HELMING	PAMELA A. HELMING	SCATTER	BLANK AND VOID
		DEM	REP	CON		
Chili	12,447	4,902	5,734	1,362	5	444
Mendon	4,910	2,217	2,096	461	0	136
Riga	2,986	841	1,634	408	0	103
Rush	1,937	742	906	247	0	42
Wheatland	2,229	801	1,092	262	0	74
GRAND TOTAL:	24,509	9,503	11,462	2,740	5	799

STATE SENATOR
54TH DISTRICT
DETAIL

LEGISLATIVE DISTRICT OR TOWN	TOTAL VOTES	KENAN S. BALDRIDGE	PAMELA A. HELMING	PAMELA A. HELMING	SCATTER	BLANK AND VOID
		DEM	REP	CON		
Chili						
1	261	96	108	41	2	14
2	464	115	257	74	0	18
3	388	156	177	44	0	11
4	286	92	161	22	0	11
5	349	141	164	37	0	7
6	342	124	156	51	0	11
7	234	115	99	14	0	6
8	372	122	191	46	0	13
9	377	172	154	38	0	13
10	224	70	106	42	0	6
11	404	155	192	45	0	12
12	338	137	158	33	0	10
13	505	189	246	52	0	18
14	349	114	172	51	0	12
15	299	127	125	36	0	11
16	716	263	359	69	1	24
17	926	322	473	95	0	36
18	377	118	200	37	0	22
19	319	137	144	25	0	13
20	488	241	185	42	1	19
21	248	94	115	28	0	11
22	451	264	150	23	0	14
23	317	124	151	35	1	6
24	769	317	336	83	0	33
25	273	162	82	19	0	10
26	468	127	256	64	0	21
27	333	141	136	42	0	14
28	287	128	111	34	0	14
29	264	102	119	39	0	4
30	203	88	87	25	0	3
31	351	176	138	32	0	5
32	465	173	226	44	0	22
Chili	12,447	4,902	5,734	1,362	5	444
Mendon						
1	640	292	265	63	0	20
2	583	299	211	49	0	24
3	617	267	262	65	0	23
4	455	235	183	23	0	14
5	606	291	233	65	0	17
6	610	239	295	68	0	8
7	653	264	311	62	0	16
8	258	116	120	16	0	6

STATE SENATOR
54TH DISTRICT
DETAIL

LEGISLATIVE DISTRICT OR TOWN	TOTAL VOTES	KENAN S. BALDRIDGE	PAMELA A. HELMING	PAMELA A. HELMING	SCATTER	BLANK AND VOID
		DEM	REP	CON		
Mendon						
9	488	214	216	50	0	8
Mendon	4,910	2,217	2,096	461	0	136
Riga						
1	733	250	376	71	0	36
2	630	184	340	93	0	13
3	318	105	170	35	0	8
4	456	114	253	75	0	14
5	438	100	264	55	0	19
6	411	88	231	79	0	13
Riga	2,986	841	1,634	408	0	103
Rush						
1	525	212	227	76	0	10
2	360	96	205	47	0	12
3	478	212	200	54	0	12
4	574	222	274	70	0	8
Rush	1,937	742	906	247	0	42
Wheatland						
1	401	179	173	42	0	7
2	421	114	237	46	0	24
3	485	203	221	50	0	11
4	416	180	173	46	0	17
5	506	125	288	78	0	15
Wheatland	2,229	801	1,092	262	0	74
GRAND TOTAL:	24,509	9,503	11,462	2,740	5	799

STATE SENATOR
55TH DISTRICT
SUMMARY

LEGISLATIVE DISTRICT OR TOWN	TOTAL VOTES	SAMRA G. BROUK	LEN MORRELL	LEN MORRELL	SAMRA G. BROUK	LEN MORRELL	SCATTER	BLANK AND VOID
		DEM	REP	CON	WOR	IND		
Leg. Dist. 16	12	9	2	1	0	0	0	0
Leg. Dist. 21	5,808	3,919	856	226	589	30	3	185
Leg. Dist. 22	1,915	1,507	155	32	74	5	0	142
Leg. Dist. 23	8,071	5,323	1,356	313	871	39	10	159
Leg. Dist. 24	4,737	3,142	545	141	775	28	1	105
Leg. Dist. 25	528	338	41	19	112	3	0	15
Leg. Dist. 29	3,037	2,015	555	111	147	7	1	201
CITY	24,108	16,253	3,510	843	2,568	112	15	807
East Rochester	2,244	1,106	825	145	119	6	0	43
Irondequoit	22,127	11,280	7,682	1,503	1,114	95	8	445
Penfield	19,033	8,945	7,545	1,527	625	89	1	301
Perinton	24,604	12,455	9,007	1,796	851	104	5	386
Pittsford	14,442	8,051	4,825	835	480	47	3	201
Webster	21,745	8,863	9,807	1,868	628	100	5	474
TOWNS	104,195	50,700	39,691	7,674	3,817	441	22	1,850
GRAND TOTAL:	128,303	66,953	43,201	8,517	6,385	553	37	2,657

STATE SENATOR
55TH DISTRICT
DETAIL

LEGISLATIVE DISTRICT OR TOWN	TOTAL VOTES	SAMRA G. BROUK	LEN MORRELL	LEN MORRELL	SAMRA G. BROUK	LEN MORRELL	SCATTER	BLANK AND VOID
		DEM	REP	CON	WOR	IND		
Leg. Dist. 16								
1	12	9	2	1	0	0	0	0
Leg. Dist. 16	12	9	2	1	0	0	0	0
Leg. Dist. 21								
1	281	161	56	16	38	2	1	7
2	207	127	35	11	26	1	0	7
3	139	88	32	7	10	0	0	2
4	120	87	16	1	8	0	0	8
5	186	124	18	9	30	2	0	3
6	274	192	33	3	37	2	0	7
7	366	241	59	12	43	2	0	9
8	121	80	8	2	26	0	0	5
9	366	228	61	18	53	2	0	4
10	390	290	51	14	18	2	0	15
11	154	112	19	8	7	0	0	8
12	555	358	94	20	63	0	0	20
13	192	129	16	9	30	1	0	7
14	92	65	14	3	8	0	0	2
15	224	155	32	11	21	1	0	4
16	82	47	19	4	3	0	0	9
17	211	145	26	9	23	2	0	6
18	120	90	12	6	7	0	0	5
19	66	49	11	2	2	0	0	2
20	136	92	25	10	6	1	0	2
21	167	123	27	4	5	2	0	6
22	206	145	23	5	17	2	0	14
23	190	140	24	7	12	1	0	6
24	394	243	74	21	47	3	0	6
25	158	123	11	2	11	3	1	7
26	80	53	8	1	13	0	0	5
27	100	81	8	1	5	1	0	4
28	38	20	9	2	7	0	0	0
29	95	66	13	6	5	0	1	4
30	16	13	3	0	0	0	0	0
31	82	52	19	2	8	0	0	1
Leg. Dist. 21	5,808	3,919	856	226	589	30	3	185
Leg. Dist. 22								
1	193	146	28	6	5	0	0	8

STATE SENATOR
55TH DISTRICT
DETAIL

LEGISLATIVE DISTRICT OR TOWN	TOTAL VOTES	SAMRA G. BROUK	LEN MORRELL	LEN MORRELL	SAMRA G. BROUK	LEN MORRELL	SCATTER	BLANK AND VOID
		DEM	REP	CON	WOR	IND		
Leg. Dist. 22								
5	100	77	6	0	2	1	0	14
6	104	88	5	0	1	0	0	10
8	114	92	15	3	3	0	0	1
9	75	65	3	1	1	1	0	4
10	99	84	6	0	1	0	0	8
11	186	144	8	1	21	0	0	12
12	87	70	9	2	2	1	0	3
13	42	33	1	1	2	0	0	5
14	108	88	10	1	1	0	0	8
15	102	79	6	2	6	1	0	8
17	50	39	2	1	2	0	0	6
19	36	33	0	0	0	0	0	3
20	143	102	10	5	7	0	0	19
21	63	44	6	0	6	0	0	7
22	130	92	22	2	4	0	0	10
23	64	56	2	0	1	0	0	5
24	55	43	6	3	1	0	0	2
27	148	123	10	1	8	1	0	5
28	16	9	0	3	0	0	0	4
29	0	0	0	0	0	0	0	0
32	0	0	0	0	0	0	0	0
Leg. Dist. 22	1,915	1,507	155	32	74	5	0	142
Leg. Dist. 23								
1	145	102	27	4	7	2	0	3
2	253	160	39	8	40	2	1	3
3	202	124	33	6	32	2	0	5
4	417	288	57	20	47	2	0	3
5	169	121	20	4	19	1	0	4
6	176	119	32	5	19	0	0	1
7	328	221	42	7	47	2	2	7
8	304	214	42	6	36	1	0	5
9	204	137	34	8	22	0	1	2
10	231	159	30	5	35	0	0	2
11	278	187	45	2	41	2	0	1
12	345	223	61	16	33	2	0	10
13	279	182	54	15	20	1	0	7
14	305	203	49	11	33	1	0	8

STATE SENATOR
55TH DISTRICT
DETAIL

LEGISLATIVE DISTRICT OR TOWN	TOTAL VOTES	SAMRA G. BROUK	LEN MORRELL	LEN MORRELL	SAMRA G. BROUK	LEN MORRELL	SCATTER	BLANK AND VOID
		DEM	REP	CON	WOR	IND		
Leg. Dist. 23								
15	238	154	34	6	39	0	0	5
16	154	94	30	12	13	1	0	4
17	343	242	50	10	25	4	3	9
18	577	370	103	31	58	3	1	11
19	306	182	76	16	22	0	0	10
20	332	233	36	18	37	4	0	4
21	296	189	54	14	32	1	0	6
22	234	159	51	5	16	0	0	3
23	95	70	8	4	8	1	0	4
24	228	139	56	8	16	1	0	8
25	431	269	91	18	44	0	0	9
26	471	297	102	21	43	2	0	6
27	250	169	35	19	23	2	0	2
28	330	208	47	13	52	0	1	9
29	40	26	7	0	2	1	1	3
30	2	0	0	0	0	0	0	2
31	94	72	10	0	8	1	0	3
32	14	10	1	1	2	0	0	0
33	0	0	0	0	0	0	0	0
34	0	0	0	0	0	0	0	0
Leg. Dist. 23	8,071	5,323	1,356	313	871	39	10	159
Leg. Dist. 24								
1	377	266	28	10	63	1	0	9
2	188	123	24	4	33	1	0	3
3	198	134	19	8	32	2	0	3
4	380	260	36	7	66	3	0	8
5	244	160	35	13	28	1	0	7
6	215	141	34	6	30	1	0	3
7	143	90	27	8	13	0	1	4
8	212	136	27	5	35	4	0	5
9	184	129	32	9	9	1	0	4
10	415	266	38	11	92	1	0	7
11	102	68	20	4	3	1	0	6
12	34	24	5	0	1	0	0	4
13	334	224	28	4	71	1	0	6
14	341	219	34	8	72	0	0	8
15	331	225	47	12	30	4	0	13

STATE SENATOR
55TH DISTRICT
DETAIL

LEGISLATIVE DISTRICT OR TOWN	TOTAL VOTES	SAMRA G. BROUK	LEN MORRELL	LEN MORRELL	SAMRA G. BROUK	LEN MORRELL	SCATTER	BLANK AND VOID
		DEM	REP	CON	WOR	IND		
Leg. Dist. 24								
16	306	199	42	9	50	2	0	4
17	17	6	7	1	1	0	0	2
18	313	204	34	14	54	4	0	3
19	51	32	5	0	13	0	0	1
20	59	32	5	1	18	0	0	3
21	67	43	7	2	15	0	0	0
22	108	74	6	3	24	1	0	0
23	101	73	4	2	20	0	0	2
24	17	14	1	0	2	0	0	0
Leg. Dist. 24	4,737	3,142	545	141	775	28	1	105
Leg. Dist. 25								
6	180	112	17	6	39	0	0	6
12	164	107	8	5	38	3	0	3
26	49	34	0	1	11	0	0	3
27	62	40	10	4	5	0	0	3
28	31	19	3	0	9	0	0	0
29	39	23	3	3	10	0	0	0
32	3	3	0	0	0	0	0	0
Leg. Dist. 25	528	338	41	19	112	3	0	15
Leg. Dist. 29								
3	9	5	1	0	0	0	0	3
4	227	146	51	5	16	2	0	7
5	189	127	35	11	4	0	0	12
6	89	60	23	1	1	0	0	4
8	41	34	5	0	0	0	0	2
9	295	198	59	10	11	0	0	17
10	214	153	28	8	5	0	0	20
11	194	114	49	9	9	1	0	12
12	198	135	36	5	8	0	0	14
13	76	59	7	0	3	0	0	7
14	70	44	16	0	3	0	0	7
15	147	101	20	4	5	1	0	16
16	46	37	6	1	0	0	0	2
18	252	137	60	9	30	3	0	13
19	89	59	20	3	3	0	0	4
21	236	148	41	19	20	0	0	8
22	96	73	6	2	2	0	0	13

STATE SENATOR
55TH DISTRICT
DETAIL

LEGISLATIVE DISTRICT OR TOWN	TOTAL VOTES	SAMRA G. BROUK DEM	LEN MORRELL REP	LEN MORRELL CON	SAMRA G. BROUK WOR	LEN MORRELL IND	SCATTER	BLANK AND VOID
Leg. Dist. 29								
23	159	103	33	5	3	0	0	15
24	230	159	36	11	12	0	1	11
25	38	31	1	2	3	0	0	1
26	78	51	10	3	4	0	0	10
28	2	2	0	0	0	0	0	0
29	29	20	7	0	1	0	0	1
30	14	5	3	1	3	0	0	2
32	19	14	2	2	1	0	0	0
Leg. Dist. 29	<u>3,037</u>	<u>2,015</u>	<u>555</u>	<u>111</u>	<u>147</u>	<u>7</u>	<u>1</u>	<u>201</u>
CITY	24,108	16,253	3,510	843	2,568	112	15	807
East Rochester								
1	335	147	144	19	15	0	0	10
2	313	149	111	21	21	2	0	9
3	318	143	116	35	17	1	0	6
4	303	156	121	5	15	1	0	5
5	287	144	99	19	21	0	0	4
6	376	212	119	23	15	1	0	6
7	312	155	115	23	15	1	0	3
East Rochester	<u>2,244</u>	<u>1,106</u>	<u>825</u>	<u>145</u>	<u>119</u>	<u>6</u>	<u>0</u>	<u>43</u>
Irondequoit								
1	457	253	135	39	14	1	0	15
2	275	126	106	26	15	1	0	1
3	380	171	150	26	21	0	0	12
4	138	67	57	7	6	1	0	0
5	321	175	106	15	21	1	0	3
6	532	297	148	43	39	1	0	4
7	455	239	144	40	23	2	0	7
8	369	171	143	32	14	2	0	7
9	351	150	152	20	16	3	0	10
10	363	198	119	28	12	3	0	3
11	200	100	70	16	7	0	0	7
12	306	173	89	14	20	1	0	9
13	454	269	121	21	33	1	0	9
14	485	217	201	37	23	2	0	5
15	417	212	158	22	18	0	0	7
16	604	324	205	39	24	1	0	11
17	239	133	67	12	20	1	1	5

STATE SENATOR
55TH DISTRICT
DETAIL

LEGISLATIVE DISTRICT OR TOWN	TOTAL VOTES	SAMRA G. BROUK	LEN MORRELL	LEN MORRELL	SAMRA G. BROUK	LEN MORRELL	SCATTER	BLANK AND VOID
		DEM	REP	CON	WOR	IND		
Irondequoit								
18	354	175	127	27	19	1	0	5
19	402	259	88	17	23	1	0	14
20	302	147	114	25	11	3	0	2
21	369	203	108	22	26	4	1	5
22	400	199	133	34	27	2	0	5
23	318	174	103	19	14	1	0	7
24	312	160	95	28	25	0	0	4
25	334	166	108	31	19	3	0	7
26	228	128	78	10	9	0	0	3
27	229	120	85	13	9	1	0	1
28	325	122	153	33	8	1	0	8
29	313	168	106	16	17	1	0	5
30	320	158	117	25	15	3	0	2
31	442	237	146	19	31	2	0	7
32	361	210	94	21	34	1	0	1
33	251	117	94	25	11	0	0	4
34	524	230	226	33	20	3	0	12
35	275	162	75	8	19	2	1	8
36	188	90	65	10	12	1	0	10
37	297	151	101	25	12	1	0	7
38	182	101	52	6	17	0	0	6
39	21	10	6	0	2	0	0	3
40	258	142	72	26	8	0	0	10
41	359	203	105	18	26	2	0	5
42	391	172	158	39	13	4	2	3
43	288	144	94	27	17	0	0	6
44	613	284	256	37	21	4	0	11
45	228	110	86	19	7	2	0	4
46	314	133	150	7	14	1	0	9
47	133	61	55	9	4	1	0	3
48	288	152	105	18	6	0	0	7
49	480	233	182	35	22	1	0	7
50	231	129	77	8	6	1	0	10
51	411	208	139	33	23	0	0	8
52	340	174	109	26	22	1	1	7
53	308	138	123	13	17	3	0	14
54	126	56	46	13	3	1	0	7

STATE SENATOR
55TH DISTRICT
DETAIL

LEGISLATIVE DISTRICT OR TOWN	TOTAL VOTES	SAMRA G. BROUK DEM	LEN MORRELL REP	LEN MORRELL CON	SAMRA G. BROUK WOR	LEN MORRELL IND	SCATTER	BLANK AND VOID
Irondequoit								
55	382	221	107	24	22	2	0	6
56	261	139	85	14	18	1	0	4
57	470	234	171	27	21	3	0	14
58	368	200	121	22	16	3	0	6
59	312	136	124	28	17	0	0	7
60	320	147	123	26	14	3	0	7
61	440	213	161	33	24	2	1	6
62	377	205	123	29	16	2	0	2
63	263	129	95	21	9	2	0	7
64	184	103	47	14	8	2	0	10
65	218	119	73	12	8	0	0	6
66	142	90	39	5	4	1	0	3
67	239	101	103	19	11	0	0	5
68	290	142	108	17	11	1	1	10
Irondequoit	22,127	11,280	7,682	1,503	1,114	95	8	445
Penfield								
1	205	105	70	18	8	2	0	2
2	367	188	123	26	21	1	0	8
3	433	184	183	42	13	2	0	9
4	681	245	318	91	10	2	0	15
5	486	232	187	37	22	3	0	5
6	370	126	193	33	10	0	0	8
7	391	219	112	36	16	3	0	5
8	211	77	102	22	4	1	0	5
9	472	291	122	28	15	1	1	14
10	303	146	110	21	15	2	0	9
11	260	106	112	19	16	1	0	6
12	407	238	115	29	19	2	0	4
13	598	264	244	60	16	2	0	12
14	551	166	294	65	19	0	0	7
15	657	346	243	38	13	5	0	12
16	187	94	65	12	10	2	0	4
17	430	214	150	36	17	3	0	10
18	302	141	122	19	14	0	0	6
19	594	302	213	43	28	3	0	5
20	500	239	204	37	13	2	0	5
21	477	260	160	31	17	4	0	5

STATE SENATOR
55TH DISTRICT
DETAIL

LEGISLATIVE DISTRICT OR TOWN	TOTAL VOTES	SAMRA G. BROUK DEM	LEN MORRELL REP	LEN MORRELL CON	SAMRA G. BROUK WOR	LEN MORRELL IND	SCATTER	BLANK AND VOID
Penfield								
22	460	275	136	24	19	1	0	5
23	654	334	241	47	23	1	0	8
24	570	265	215	51	27	3	0	9
25	358	140	165	39	10	1	0	3
26	283	120	118	28	13	2	0	2
27	447	232	159	35	13	2	0	6
28	359	161	135	45	7	1	0	10
29	562	302	184	37	29	2	0	8
30	900	382	387	82	22	6	0	21
31	383	201	147	17	12	2	0	4
32	179	116	43	13	5	0	0	2
33	386	184	140	35	18	4	0	5
34	572	261	255	30	15	5	0	6
35	620	324	219	44	25	3	0	5
36	447	233	154	33	19	2	0	6
37	890	361	425	69	12	6	0	17
38	290	124	134	19	10	0	0	3
39	329	151	134	31	8	2	0	3
40	420	187	191	28	5	1	0	8
41	578	247	279	40	7	1	0	4
42	464	162	242	37	10	3	0	10
Penfield	19,033	8,945	7,545	1,527	625	89	1	301
Perinton								
1	746	354	298	61	19	3	0	11
2	518	292	167	32	19	4	0	4
3	365	180	127	39	10	0	0	9
4	401	213	132	26	22	3	0	5
5	213	120	61	14	14	1	0	3
6	353	215	92	20	14	5	0	7
7	495	260	172	32	22	2	0	7
8	414	220	148	25	16	0	0	5
9	569	264	225	48	17	4	0	11
10	493	274	160	29	20	3	0	7
11	282	135	101	28	12	0	0	6
12	405	218	137	30	16	1	0	3
13	382	195	140	32	9	3	0	3
14	408	197	164	25	11	1	0	10

STATE SENATOR
55TH DISTRICT
DETAIL

LEGISLATIVE DISTRICT OR TOWN	TOTAL VOTES	SAMRA G. BROUK	LEN MORRELL	LEN MORRELL	SAMRA G. BROUK	LEN MORRELL	SCATTER	BLANK AND VOID
		DEM	REP	CON	WOR	IND		
Perinton								
15	472	227	179	31	22	3	0	10
16	347	174	123	31	14	1	0	4
17	420	245	118	31	19	2	0	5
18	399	196	139	36	14	3	1	10
19	361	182	135	27	13	1	0	3
20	391	196	148	26	13	1	0	7
21	475	249	148	41	21	2	0	14
22	302	144	111	25	18	1	0	3
23	602	323	210	34	24	4	0	7
24	622	307	241	41	16	2	0	15
25	346	193	99	21	22	2	0	9
26	447	231	168	39	5	1	0	3
27	375	187	146	26	8	2	0	6
28	348	166	144	18	12	1	0	7
29	274	143	94	20	13	1	0	3
30	460	247	154	34	16	1	0	8
31	497	252	179	31	21	2	0	12
32	361	196	110	33	16	1	0	5
33	430	252	124	25	25	0	0	4
34	547	283	190	41	13	2	0	18
35	355	168	124	38	18	1	0	6
36	300	151	103	22	18	1	0	5
37	478	259	157	36	18	1	0	7
38	564	272	210	49	17	3	1	12
39	548	250	234	43	11	2	0	8
40	345	173	131	18	19	3	0	1
41	234	112	87	20	10	0	0	5
42	392	201	141	35	10	1	0	4
43	822	401	333	51	20	5	0	12
44	319	148	122	23	15	4	0	7
45	800	403	296	69	23	0	0	9
46	228	133	68	12	9	1	0	5
47	487	228	202	32	15	2	0	8
48	379	208	127	33	6	3	0	2
49	349	168	128	38	8	1	0	6
50	86	47	27	3	5	1	0	3
51	516	204	257	43	8	1	0	3

STATE SENATOR
55TH DISTRICT
DETAIL

LEGISLATIVE DISTRICT OR TOWN	TOTAL VOTES	SAMRA G. BROUK DEM	LEN MORRELL REP	LEN MORRELL CON	SAMRA G. BROUK WOR	LEN MORRELL IND	SCATTER	BLANK AND VOID
Perinton								
52	525	290	181	27	15	2	1	9
53	359	190	121	27	16	1	1	3
54	819	370	366	48	14	6	1	14
55	391	186	172	23	9	1	0	0
56	788	363	336	54	21	1	0	13
Perinton	24,604	12,455	9,007	1,796	851	104	5	386
Pittsford								
1	348	200	103	20	20	2	0	3
2	376	232	98	20	21	1	0	4
3	590	342	191	24	18	0	0	15
4	524	297	171	38	13	3	0	2
5	320	206	70	25	14	0	2	3
6	250	164	55	6	6	1	0	18
7	196	118	54	10	11	2	0	1
8	408	195	172	25	7	1	0	8
9	404	200	155	26	16	1	0	6
10	613	332	223	30	20	2	0	6
11	366	185	132	25	17	1	0	6
12	458	253	163	23	13	0	0	6
13	280	149	87	19	20	5	0	0
14	506	258	188	33	15	6	0	6
15	295	139	121	13	17	0	0	5
16	353	204	106	21	18	0	0	4
17	488	301	139	20	23	0	0	5
18	365	213	105	21	17	1	0	8
19	249	106	100	35	6	0	0	2
20	436	253	133	28	13	0	0	9
21	413	261	117	16	12	0	0	7
22	499	295	154	31	15	1	0	3
23	357	180	131	30	10	1	0	5
24	454	264	150	19	12	0	0	9
25	483	262	162	32	9	1	0	17
26	423	219	152	34	11	2	1	4
27	379	230	118	20	7	2	0	2
28	414	246	139	14	10	2	0	3
29	389	175	158	38	10	1	0	7
30	387	230	122	17	13	0	0	5

STATE SENATOR
55TH DISTRICT
DETAIL

LEGISLATIVE DISTRICT OR TOWN	TOTAL VOTES	SAMRA G. BROUK DEM	LEN MORRELL REP	LEN MORRELL CON	SAMRA G. BROUK WOR	LEN MORRELL IND	SCATTER	BLANK AND VOID
Pittsford								
31	505	275	194	18	12	1	0	5
32	463	255	162	22	15	4	0	5
33	783	442	272	41	22	3	0	3
34	668	370	228	41	17	3	0	9
Pittsford	14,442	8,051	4,825	835	480	47	3	201
Webster								
1	401	180	168	31	11	2	0	9
2	610	285	256	40	19	2	0	8
3	508	249	184	40	15	4	0	16
4	240	99	97	26	8	2	1	7
5	457	187	198	37	22	4	0	9
6	343	144	150	26	16	1	0	6
7	528	219	234	45	13	5	0	12
8	421	171	181	38	14	3	0	14
9	425	157	201	40	18	2	0	7
10	951	363	445	92	27	7	0	17
11	522	176	280	40	14	4	0	8
12	583	222	281	49	15	3	0	13
13	438	181	201	27	18	4	0	7
14	370	183	140	29	8	1	0	9
15	336	148	144	24	13	0	1	6
16	562	254	244	42	10	2	0	10
17	390	124	198	39	16	3	0	10
18	326	137	148	24	11	3	0	3
19	695	253	351	56	15	1	0	19
20	791	252	440	69	16	3	0	11
21	568	236	253	54	11	2	0	12
22	443	164	198	50	14	1	0	16
23	390	169	151	42	16	1	0	11
24	1,281	488	609	111	39	7	1	26
25	737	292	355	55	14	1	0	20
26	509	205	232	43	14	1	0	14
27	751	310	335	70	17	5	0	14
28	451	185	206	43	13	1	0	3
29	269	132	102	22	7	1	0	5
30	269	122	114	18	8	3	0	4
31	469	159	229	49	15	3	0	14

STATE SENATOR
55TH DISTRICT
DETAIL

LEGISLATIVE DISTRICT OR TOWN	TOTAL VOTES	SAMRA G. BROUK DEM	LEN MORRELL REP	LEN MORRELL CON	SAMRA G. BROUK WOR	LEN MORRELL IND	SCATTER	BLANK AND VOID
Webster								
32	614	225	294	67	12	0	0	16
33	429	163	190	56	13	0	0	7
34	265	112	125	16	6	0	1	5
35	297	128	116	36	12	0	0	5
36	366	154	156	33	9	4	1	9
37	747	310	330	67	23	2	0	15
38	450	205	185	24	18	1	0	17
39	436	213	168	31	8	2	0	14
40	429	209	160	30	14	1	0	15
41	703	287	321	61	18	2	0	14
42	570	241	251	48	16	4	0	10
43	405	170	186	28	12	2	0	7
Webster	21,745	8,863	9,807	1,868	628	100	5	474
TOWNS	104,195	50,700	39,691	7,674	3,817	441	22	1,850
GRAND TOTAL:	128,303	66,953	43,201	8,517	6,385	553	37	2,657

STATE SENATOR
56TH DISTRICT
SUMMARY

LEGISLATIVE DISTRICT OR TOWN	TOTAL VOTES	JEREMY A. COONEY	JIM VANBREDERODE	JIM VANBREDERODE	JEREMY A. COONEY	JIM VANBREDERODE	SCATTER	BLANK AND VOID
		DEM	REP	CON	WOR	IND		
Leg. Dist. 07	652	291	246	46	39	3	0	27
Leg. Dist. 22	891	651	94	29	57	5	0	55
Leg. Dist. 24	16	9	4	0	2	0	0	1
Leg. Dist. 25	3,921	2,978	344	79	277	9	2	232
Leg. Dist. 26	3,953	2,100	1,300	269	174	24	1	85
Leg. Dist. 27	5,498	4,103	550	157	358	19	3	308
Leg. Dist. 28	2,797	1,822	587	127	116	13	0	132
Leg. Dist. 29	780	520	142	35	33	2	0	48
CITY	18,508	12,474	3,267	742	1,056	75	6	888
Brighton	15,739	10,337	3,378	667	1,081	77	6	193
Gates	10,809	4,028	5,335	925	272	90	4	155
Greece	37,404	13,461	18,310	3,742	928	186	11	766
Henrietta	15,269	7,490	5,588	1,219	585	84	4	299
TOWNS	79,221	35,316	32,611	6,553	2,866	437	25	1,413
GRAND TOTAL:	97,729	47,790	35,878	7,295	3,922	512	31	2,301

STATE SENATOR
56TH DISTRICT
DETAIL

LEGISLATIVE DISTRICT OR TOWN	TOTAL VOTES	JEREMY A. COONEY	JIM VANBREDERODE	JIM VANBREDERODE	JEREMY A. COONEY	JIM VANBREDERODE	SCATTER	BLANK AND VOID
		DEM	REP	CON	WOR	IND		
Leg. Dist. 07								
1	422	179	179	25	27	1	0	11
2	230	112	67	21	12	2	0	16
Leg. Dist. 07	652	291	246	46	39	3	0	27
Leg. Dist. 22								
2	40	28	3	0	4	0	0	5
3	89	61	10	3	2	4	0	9
4	63	48	3	2	1	0	0	9
7	39	24	3	2	2	1	0	7
16	45	38	6	0	1	0	0	0
18	57	48	5	2	1	0	0	1
25	385	276	45	16	29	0	0	19
26	140	101	14	4	16	0	0	5
30	33	27	5	0	1	0	0	0
31	0	0	0	0	0	0	0	0
Leg. Dist. 22	891	651	94	29	57	5	0	55
Leg. Dist. 24								
25	15	9	4	0	1	0	0	1
26	1	0	0	0	1	0	0	0
Leg. Dist. 24	16	9	4	0	2	0	0	1
Leg. Dist. 25								
1	351	259	45	6	26	0	0	15
2	172	135	10	1	8	0	0	18
3	231	175	21	4	8	2	0	21
4	80	68	4	3	2	0	0	3
5	155	127	9	2	6	0	0	11
7	198	159	7	5	6	0	0	21
8	173	148	7	4	4	0	0	10
9	75	63	5	1	3	0	0	3
10	218	170	14	0	24	2	0	8
11	66	57	0	0	3	0	0	6
13	138	110	5	1	9	0	0	13
14	128	78	13	4	29	2	0	2
15	133	116	7	1	4	0	0	5
16	139	98	12	3	8	0	0	18
17	100	88	3	1	1	0	0	7

STATE SENATOR
56TH DISTRICT
DETAIL

LEGISLATIVE DISTRICT OR TOWN	TOTAL VOTES	JEREMY A. COONEY DEM	JIM VANBREDERODE REP	JIM VANBREDERODE CON	JEREMY A. COONEY WOR	JIM VANBREDERODE IND	SCATTER	BLANK AND VOID
Leg. Dist. 25								
18	229	186	19	4	6	0	0	14
19	172	133	22	7	9	0	0	1
20	126	86	22	6	12	0	0	0
21	125	86	15	5	4	0	0	15
22	181	131	16	8	22	1	0	3
23	30	21	1	0	8	0	0	0
24	40	26	11	0	0	0	0	3
25	365	260	44	8	25	0	1	27
30	137	101	10	3	17	0	0	6
31	115	71	14	2	24	1	1	2
33	44	26	8	0	9	1	0	0
Leg. Dist. 25	3,921	2,978	344	79	277	9	2	232
Leg. Dist. 26								
1	475	238	167	40	19	1	0	10
2	188	84	82	12	8	0	0	2
3	158	94	43	11	7	1	0	2
4	224	103	87	16	11	1	0	6
5	198	103	61	19	9	1	0	5
6	176	116	34	7	8	3	0	8
7	173	95	53	13	5	1	0	6
8	223	153	49	10	6	1	0	4
9	227	146	44	14	17	3	0	3
10	186	113	41	11	13	1	0	7
11	240	130	85	13	6	1	0	5
12	281	132	113	18	10	1	0	7
13	273	121	117	18	11	2	0	4
14	297	148	101	29	14	1	0	4
15	175	116	36	7	15	0	0	1
16	251	115	104	18	9	4	0	1
17	208	93	83	13	6	2	1	10
Leg. Dist. 26	3,953	2,100	1,300	269	174	24	1	85
Leg. Dist. 27								
1	301	207	49	16	16	2	1	10
2	318	243	30	12	17	0	0	16
3	262	185	35	10	26	2	0	4

STATE SENATOR
56TH DISTRICT
DETAIL

LEGISLATIVE DISTRICT OR TOWN	TOTAL VOTES	JEREMY A. COONEY	JIM VANBREDERODE	JIM VANBREDERODE	JEREMY A. COONEY	JIM VANBREDERODE	SCATTER	BLANK AND VOID
		DEM	REP	CON	WOR	IND		
Leg. Dist. 27								
4	275	203	24	9	23	3	0	13
5	261	205	17	2	22	0	0	15
6	200	157	16	3	8	0	0	16
7	252	193	28	5	19	1	0	6
8	352	290	16	4	11	0	1	30
9	279	211	19	3	32	0	0	14
10	255	173	38	9	23	1	0	11
11	260	200	22	11	15	1	0	11
12	180	124	18	8	18	1	0	11
13	226	184	11	2	13	1	0	15
14	169	130	12	1	11	0	0	15
15	210	174	4	4	15	0	0	13
16	238	193	7	10	18	1	1	8
17	237	182	24	3	10	0	0	18
18	207	125	47	9	9	2	0	15
19	269	215	11	7	13	0	0	23
20	128	104	7	3	2	0	0	12
21	116	82	13	2	8	2	0	9
22	160	99	40	8	7	1	0	5
23	139	104	11	2	12	0	0	10
24	0	0	0	0	0	0	0	0
25	91	52	20	8	5	1	0	5
26	113	68	31	6	5	0	0	3
27	0	0	0	0	0	0	0	0
Leg. Dist. 27	5,498	4,103	550	157	358	19	3	308
Leg. Dist. 28								
1	166	125	24	6	3	2	0	6
2	41	17	12	3	4	1	0	4
3	74	60	10	1	1	0	0	2
4	130	74	35	4	4	3	0	10
5	108	70	26	5	5	0	0	2
6	246	160	51	15	13	0	0	7
7	283	167	79	19	7	0	0	11
8	125	89	13	3	3	2	0	15
9	178	118	43	3	7	0	0	7

STATE SENATOR
56TH DISTRICT
DETAIL

LEGISLATIVE DISTRICT OR TOWN	TOTAL VOTES	JEREMY A. COONEY	JIM VANBREDERODE	JIM VANBREDERODE	JEREMY A. COONEY	JIM VANBREDERODE	SCATTER	BLANK AND VOID
		DEM	REP	CON	WOR	IND		
Leg. Dist. 28								
10	53	34	8	6	0	0	0	5
11	107	67	22	6	4	1	0	7
12	79	47	19	3	3	2	0	5
13	139	94	27	8	5	0	0	5
14	148	97	30	9	2	1	0	9
15	42	22	11	2	6	0	0	1
16	153	101	36	3	5	0	0	8
17	19	10	7	0	0	0	0	2
18	166	123	25	3	10	1	0	4
19	2	2	0	0	0	0	0	0
20	210	126	52	12	15	0	0	5
21	196	125	38	13	18	0	0	2
22	80	54	16	2	0	0	0	8
23	52	40	3	1	1	0	0	7
Leg. Dist. 28	<u>2,797</u>	<u>1,822</u>	<u>587</u>	<u>127</u>	<u>116</u>	<u>13</u>	<u>0</u>	<u>132</u>
Leg. Dist. 29								
1	18	10	3	1	4	0	0	0
2	38	23	5	5	2	0	0	3
7	141	82	30	11	12	1	0	5
17	123	73	34	8	4	0	0	4
20	218	163	25	6	8	1	0	15
27	0	0	0	0	0	0	0	0
31	16	11	4	0	1	0	0	0
33	226	158	41	4	2	0	0	21
Leg. Dist. 29	<u>780</u>	<u>520</u>	<u>142</u>	<u>35</u>	<u>33</u>	<u>2</u>	<u>0</u>	<u>48</u>
CITY	18,508	12,474	3,267	742	1,056	75	6	888
Brighton								
1	434	311	68	15	38	1	0	1
2	252	121	88	23	17	2	0	1
3	310	183	81	13	23	2	0	8
4	410	275	76	17	37	3	0	2
5	381	247	71	11	47	0	1	4
6	531	347	123	22	31	2	0	6
7	318	191	83	13	22	2	0	7
8	381	210	141	13	10	2	0	5

STATE SENATOR
56TH DISTRICT
DETAIL

LEGISLATIVE DISTRICT OR TOWN	TOTAL VOTES	JEREMY A. COONEY DEM	JIM VANBREDERODE REP	JIM VANBREDERODE CON	JEREMY A. COONEY WOR	JIM VANBREDERODE IND	SCATTER	BLANK AND VOID
Brighton								
9	357	225	68	18	39	5	0	2
10	429	304	82	20	20	1	0	2
11	450	286	92	27	41	1	0	3
12	484	331	82	21	47	0	0	3
13	272	192	50	9	14	1	0	6
14	296	200	38	12	38	3	1	4
15	324	211	62	25	21	1	0	4
16	262	143	98	14	1	1	0	5
17	218	155	43	6	4	1	0	9
18	357	251	55	10	34	4	0	3
19	231	171	27	17	10	4	0	2
20	289	199	52	9	27	0	0	2
21	321	215	61	8	29	3	0	5
22	394	275	84	14	19	0	0	2
23	306	220	51	11	17	1	0	6
24	414	250	104	23	19	2	1	15
25	296	189	64	7	34	1	0	1
26	269	146	94	9	17	1	0	2
27	290	198	70	8	12	1	0	1
28	482	323	95	9	44	3	0	8
29	242	131	93	4	11	2	0	1
30	541	363	102	26	30	3	0	17
31	319	230	50	8	27	2	0	2
32	398	270	68	21	31	4	0	4
33	418	279	91	17	24	0	1	6
34	377	243	85	22	25	1	0	1
35	315	222	50	10	28	3	0	2
36	328	226	53	17	20	1	0	11
37	248	176	44	10	15	0	1	2
38	383	244	90	23	23	1	0	2
39	314	191	76	20	20	4	0	3
40	601	428	114	17	37	0	1	4
41	471	301	111	19	28	6	0	6
42	117	80	25	4	8	0	0	0
43	338	209	96	15	13	0	0	5

STATE SENATOR
56TH DISTRICT
DETAIL

LEGISLATIVE DISTRICT OR TOWN	TOTAL VOTES	JEREMY A. COONEY DEM	JIM VANBREDERODE REP	JIM VANBREDERODE CON	JEREMY A. COONEY WOR	JIM VANBREDERODE IND	SCATTER	BLANK AND VOID
Brighton								
44	142	94	35	7	5	0	0	1
45	223	133	55	13	18	2	0	2
46	206	148	37	10	6	0	0	5
Brighton Gates	15,739	10,337	3,378	667	1,081	77	6	193
1	223	101	77	26	14	2	1	2
2	276	95	146	21	5	2	0	7
3	277	117	123	18	9	3	0	7
4	315	107	166	27	9	3	0	3
5	357	142	163	33	11	2	0	6
6	301	143	117	24	7	3	0	7
7	778	247	444	62	11	7	0	7
8	238	70	135	17	8	3	0	5
9	332	127	156	26	6	2	0	15
10	195	91	76	21	5	1	0	1
11	250	93	119	20	9	5	0	4
12	208	79	105	16	3	2	0	3
13	320	120	159	22	13	1	0	5
14	243	91	119	22	5	3	0	3
15	480	188	244	34	6	1	0	7
16	261	113	116	18	8	3	0	3
17	299	120	137	27	9	4	0	2
18	372	101	218	44	3	4	0	2
19	277	100	136	32	4	2	0	3
20	321	130	151	22	8	3	0	7
21	286	104	152	16	10	0	0	4
22	234	105	91	24	10	1	0	3
23	307	116	154	23	6	5	0	3
24	722	296	320	64	25	6	0	11
25	198	58	106	23	5	2	0	4
26	403	103	235	47	11	2	0	5
27	414	178	197	30	5	1	0	3
28	248	87	128	22	7	3	0	1
29	278	124	125	22	3	1	0	3
30	212	64	126	16	2	2	0	2

STATE SENATOR
56TH DISTRICT
DETAIL

LEGISLATIVE DISTRICT OR TOWN	TOTAL VOTES	JEREMY A. COONEY DEM	JIM VANBREDERODE REP	JIM VANBREDERODE CON	JEREMY A. COONEY WOR	JIM VANBREDERODE IND	SCATTER	BLANK AND VOID
Gates								
31	246	81	127	22	5	4	0	7
32	317	126	144	25	16	6	0	0
33	147	66	62	11	4	0	1	3
34	259	77	146	22	8	0	1	5
35	215	68	115	26	2	1	1	2
Gates	10,809	4,028	5,335	925	272	90	4	155
Greece								
1	292	104	139	39	5	0	1	4
2	428	113	240	53	11	7	0	4
3	229	82	111	24	9	1	0	2
4	262	117	114	25	5	0	0	1
5	219	94	95	14	12	1	0	3
6	188	79	75	19	6	2	0	7
7	312	107	158	31	10	2	0	4
8	249	88	107	31	16	1	0	6
9	283	113	127	22	11	3	0	7
10	279	105	128	24	17	2	0	3
11	153	71	65	8	8	1	0	0
12	182	64	83	20	6	3	0	6
13	252	97	117	23	7	2	0	6
14	215	98	85	17	11	3	0	1
15	297	104	156	27	4	0	1	5
16	209	78	95	23	3	2	0	8
17	412	146	216	35	7	3	0	5
18	365	142	165	38	8	6	0	6
19	261	107	115	17	14	1	0	7
20	283	119	125	22	8	4	0	5
21	290	98	142	31	11	2	0	6
22	212	77	105	16	8	1	0	5
23	392	162	160	47	6	0	0	17
24	448	138	260	32	10	2	0	6
25	278	115	118	26	11	3	0	5
26	235	97	101	28	5	0	0	4
27	567	208	280	50	11	3	0	15
28	415	120	237	45	7	0	0	6

STATE SENATOR
56TH DISTRICT
DETAIL

LEGISLATIVE DISTRICT OR TOWN	TOTAL VOTES	JEREMY A. COONEY DEM	JIM VANBREDERODE REP	JIM VANBREDERODE CON	JEREMY A. COONEY WOR	JIM VANBREDERODE IND	SCATTER	BLANK AND VOID
Greece								
29	326	121	161	30	9	1	0	4
30	212	69	101	23	8	1	0	10
31	248	79	121	29	7	4	0	8
32	263	100	117	31	10	2	0	3
33	398	121	220	41	10	2	0	4
34	385	133	180	50	13	1	1	7
35	303	109	133	34	19	1	0	7
36	374	135	184	30	12	1	0	12
37	246	82	133	24	4	0	0	3
38	494	174	245	49	16	1	0	9
39	204	83	94	21	5	1	0	0
40	255	108	104	24	10	2	0	7
41	339	144	144	33	9	4	0	5
42	299	112	135	25	13	2	0	12
43	428	117	227	57	11	4	0	12
44	472	180	218	52	12	2	0	8
45	570	153	350	44	5	4	0	14
46	221	101	83	23	13	0	0	1
47	292	119	119	40	5	3	1	5
48	218	80	115	16	3	0	0	4
49	222	87	99	26	7	0	0	3
50	294	109	145	28	6	2	0	4
51	195	74	93	19	6	0	0	3
52	428	163	206	38	13	2	0	6
53	228	109	94	15	5	0	0	5
54	415	107	243	53	3	2	0	7
55	249	79	143	19	2	3	0	3
56	366	155	166	27	7	0	0	11
57	318	101	172	30	7	3	0	5
58	412	153	209	35	10	2	0	3
59	182	104	44	17	12	0	0	5
60	270	106	119	32	5	0	0	8
61	303	121	130	35	6	0	0	11
62	395	143	183	43	12	1	0	13
63	338	132	145	36	15	1	0	9

STATE SENATOR
56TH DISTRICT
DETAIL

LEGISLATIVE DISTRICT OR TOWN	TOTAL VOTES	JEREMY A. COONEY DEM	JIM VANBREDERODE REP	JIM VANBREDERODE CON	JEREMY A. COONEY WOR	JIM VANBREDERODE IND	SCATTER	BLANK AND VOID
Greece								
64	278	104	147	16	4	1	1	5
65	342	147	152	25	6	1	0	11
66	174	62	86	15	5	2	0	4
67	290	81	160	30	11	2	0	6
68	373	111	185	55	14	3	0	5
69	215	73	109	21	6	0	0	6
70	1,123	318	640	114	18	8	1	24
71	403	166	185	31	7	0	0	14
72	500	185	237	54	10	6	0	8
73	146	55	73	13	2	0	0	3
74	274	120	124	17	6	1	0	6
75	225	95	104	17	2	2	0	5
76	305	92	163	34	8	0	0	8
77	330	122	154	28	10	2	0	14
78	220	84	97	30	2	3	0	4
79	722	230	379	82	11	1	0	19
80	456	153	238	42	13	1	0	9
81	221	81	108	21	7	0	0	4
82	365	187	120	34	15	3	0	6
83	176	62	70	25	11	1	0	7
84	413	147	205	39	10	2	1	9
85	412	141	213	37	7	2	0	12
86	405	119	217	50	6	2	0	11
87	290	125	130	31	3	0	0	1
88	443	174	201	44	10	1	0	13
89	271	102	145	17	3	0	0	4
90	440	130	235	59	8	1	1	6
91	649	230	319	80	4	1	0	15
92	547	208	262	43	16	4	1	13
93	447	198	198	38	6	4	0	3
94	389	137	182	44	16	2	0	8
95	250	101	114	18	8	1	1	7
96	392	189	156	37	5	0	0	5
97	616	221	318	57	5	3	0	12
98	544	197	261	51	17	3	1	14

STATE SENATOR
56TH DISTRICT
DETAIL

LEGISLATIVE DISTRICT OR TOWN	TOTAL VOTES	JEREMY A. COONEY DEM	JIM VANBREDERODE REP	JIM VANBREDERODE CON	JEREMY A. COONEY WOR	JIM VANBREDERODE IND	SCATTER	BLANK AND VOID
Greece								
99	406	111	226	47	9	3	0	10
100	547	209	265	47	12	0	0	14
101	231	63	131	29	5	1	0	2
102	546	190	297	42	8	1	0	8
103	404	132	203	47	13	2	0	7
104	278	84	152	31	1	3	0	7
105	463	154	232	60	8	3	0	6
106	330	99	182	38	6	0	0	5
107	290	68	182	28	7	1	0	4
108	354	102	198	44	2	0	0	8
109	540	196	261	64	8	2	0	9
Greece	37,404	13,461	18,310	3,742	928	186	11	766
Henrietta								
1	437	175	207	32	15	2	1	5
2	405	182	156	40	18	2	0	7
3	192	108	50	15	15	1	0	3
4	391	223	123	19	11	5	0	10
5	376	160	153	41	8	5	0	9
6	322	140	128	31	10	3	0	10
7	295	144	102	28	13	0	0	8
8	303	125	135	25	10	2	0	6
9	235	134	73	18	4	0	0	6
10	364	153	149	36	13	5	0	8
11	304	147	109	18	15	1	0	14
12	330	153	129	32	12	1	0	3
13	660	358	218	45	27	3	1	8
14	285	150	88	30	11	4	0	2
15	583	305	202	31	28	1	0	16
16	210	98	73	15	14	2	0	8
17	394	194	126	36	18	6	1	13
18	394	193	157	22	13	3	0	6
19	317	146	123	28	16	1	0	3
20	596	301	208	50	26	2	0	9
21	286	138	109	26	8	2	0	3
22	541	281	193	35	18	3	0	11

STATE SENATOR
56TH DISTRICT
DETAIL

LEGISLATIVE DISTRICT OR TOWN	TOTAL VOTES	JEREMY A. COONEY DEM	JIM VANBREDERODE REP	JIM VANBREDERODE CON	JEREMY A. COONEY WOR	JIM VANBREDERODE IND	SCATTER	BLANK AND VOID
Henrietta								
23	370	183	114	41	17	3	0	12
24	468	257	138	32	28	2	0	11
25	347	142	142	42	15	2	0	4
26	782	351	303	83	25	3	0	17
27	567	272	232	41	13	2	0	7
28	459	203	193	38	17	3	0	5
29	1,295	628	490	98	42	7	0	30
30	865	474	281	62	28	0	1	19
31	275	139	104	19	9	0	0	4
32	614	374	168	35	28	2	0	7
33	261	118	101	22	18	0	0	2
34	231	112	93	14	7	2	0	3
35	515	229	218	39	15	4	0	10
Henrietta	<u>15,269</u>	<u>7,490</u>	<u>5,588</u>	<u>1,219</u>	<u>585</u>	<u>84</u>	<u>4</u>	<u>299</u>
TOWNS	<u>79,221</u>	<u>35,316</u>	<u>32,611</u>	<u>6,553</u>	<u>2,866</u>	<u>437</u>	<u>25</u>	<u>1,413</u>
GRAND TOTAL:	<u><u>97,729</u></u>	<u><u>47,790</u></u>	<u><u>35,878</u></u>	<u><u>7,295</u></u>	<u><u>3,922</u></u>	<u><u>512</u></u>	<u><u>31</u></u>	<u><u>2,301</u></u>

STATE SENATOR
62ND DISTRICT
SUMMARY

LEGISLATIVE DISTRICT OR TOWN	TOTAL VOTES	ROBERT G. ORTT	ROBERT G. ORTT	SCATTER	BLANK AND VOID
		REP	CON		
Clarkson	2,888	1,721	472	13	682
Hamlin	3,613	2,307	521	14	771
Ogden	9,277	5,568	1,299	49	2,361
Parma	7,333	4,582	1,074	29	1,648
Sweden	4,331	2,364	672	51	1,244
GRAND TOTAL:	27,442	16,542	4,038	156	6,706

STATE SENATOR
62ND DISTRICT
DETAIL

LEGISLATIVE DISTRICT OR TOWN	TOTAL VOTES	ROBERT G. ORTT REP	ROBERT G. ORTT CON	SCATTER	BLANK AND VOID
Clarkson					
1	603	378	97	1	127
2	66	42	10	0	14
3	434	232	61	4	137
4	649	428	97	2	122
5	768	437	143	4	184
6	368	204	64	2	98
Clarkson	<u>2,888</u>	<u>1,721</u>	<u>472</u>	<u>13</u>	<u>682</u>
Hamlin					
1	373	237	40	3	93
2	408	261	64	1	82
3	423	258	66	0	99
4	307	220	41	0	46
5	373	234	67	1	71
6	312	195	30	3	84
7	499	297	81	0	121
8	257	170	42	1	44
9	222	156	26	3	37
10	439	279	64	2	94
Hamlin	<u>3,613</u>	<u>2,307</u>	<u>521</u>	<u>14</u>	<u>771</u>
Ogden					
1	414	217	61	2	134
2	389	232	55	4	98
3	682	432	80	0	170
4	387	246	48	2	91
5	408	248	66	0	94
6	550	312	68	2	168
7	290	178	48	3	61
8	484	297	57	3	127
9	413	231	44	1	137
10	412	248	50	6	108
11	470	283	86	1	100
12	632	400	86	7	139
13	445	250	51	3	141
14	379	224	53	0	102
15	603	380	84	7	132
16	302	200	50	0	52
17	401	246	64	0	91
18	628	360	80	5	183
19	470	278	74	0	118
20	518	306	94	3	115
Ogden	<u>9,277</u>	<u>5,568</u>	<u>1,299</u>	<u>49</u>	<u>2,361</u>

STATE SENATOR
62ND DISTRICT
DETAIL

LEGISLATIVE DISTRICT OR TOWN	TOTAL VOTES	ROBERT G. ORTT REP	ROBERT G. ORTT CON	SCATTER	BLANK AND VOID
Parma					
1	539	311	98	1	129
2	558	327	100	2	129
3	412	261	66	3	82
4	479	329	74	1	75
5	292	169	35	0	88
6	249	159	47	0	43
7	414	264	67	1	82
8	519	294	82	2	141
9	509	335	68	3	103
10	437	280	70	0	87
11	500	284	65	2	149
12	528	316	73	8	131
13	970	669	108	3	190
14	364	225	41	0	98
15	563	359	80	3	121
Parma	7,333	4,582	1,074	29	1,648
Sweden					
1	444	243	64	1	136
2	168	80	20	5	63
3	430	218	61	9	142
4	505	257	88	4	156
5	113	51	11	0	51
6	373	188	54	8	123
7	365	183	57	4	121
8	384	231	58	1	94
9	375	218	49	3	105
10	653	406	120	5	122
11	128	67	18	3	40
12	393	222	72	8	91
Sweden	4,331	2,364	672	51	1,244
GRAND TOTAL:	27,442	16,542	4,038	156	6,706

MEMBER OF ASSEMBLY
 130TH DISTRICT
 SUMMARY

LEGISLATIVE DISTRICT OR TOWN	TOTAL VOTES	SCOTT COMEYGS DEM	BRIAN D. MANKTELOW REP	BRIAN D. MANKTELOW CON	SCOTT COMEYGS WOR	SCATTER	BLANK AND VOID
Webster	<u>21,745</u>	<u>8,701</u>	<u>9,734</u>	<u>1,909</u>	<u>626</u>	<u>5</u>	<u>770</u>
GRAND TOTAL:	<u><u>21,745</u></u>	<u><u>8,701</u></u>	<u><u>9,734</u></u>	<u><u>1,909</u></u>	<u><u>626</u></u>	<u><u>5</u></u>	<u><u>770</u></u>

MEMBER OF ASSEMBLY
130TH DISTRICT
DETAIL

LEGISLATIVE DISTRICT OR TOWN	TOTAL VOTES	SCOTT COMEGYS	BRIAN D. MANKTELOW	BRIAN D. MANKTELOW	SCOTT COMEGYS	SCATTER	BLANK AND VOID
		DEM	REP	CON	WOR		
Webster							
1	401	172	166	30	14	0	19
2	610	279	255	43	18	0	15
3	508	238	195	42	15	0	18
4	240	98	99	27	8	2	6
5	457	175	207	35	26	0	14
6	343	145	143	27	15	0	13
7	528	221	227	43	12	0	25
8	421	162	187	37	12	0	23
9	425	149	198	43	19	0	16
10	951	354	438	95	33	0	31
11	522	178	274	40	15	0	15
12	583	204	290	51	18	0	20
13	438	175	201	29	22	0	11
14	370	179	144	30	6	0	11
15	336	150	142	23	11	0	10
16	562	245	247	45	11	0	14
17	390	122	195	39	20	0	14
18	326	139	144	26	10	0	7
19	695	246	347	64	12	0	26
20	791	250	429	75	14	0	23
21	568	242	242	50	10	0	24
22	443	159	198	47	15	0	24
23	390	164	150	42	16	1	17
24	1,281	498	579	118	38	1	47
25	737	293	341	59	10	0	34
26	509	203	223	45	15	0	23
27	751	311	336	64	18	0	22
28	451	181	200	42	13	0	15
29	269	127	105	22	6	0	9
30	269	116	112	19	8	1	13
31	469	156	225	56	13	0	19
32	614	224	291	63	11	0	25
33	429	155	192	55	13	0	14
34	265	105	130	17	5	0	8
35	297	128	115	39	10	0	5
36	366	144	163	34	8	0	17
37	747	311	328	65	24	0	19
38	450	208	181	26	15	0	20
39	436	212	166	35	8	0	15
40	429	201	172	27	11	0	18
41	703	282	319	60	21	0	21
42	570	233	249	53	13	0	22

MEMBER OF ASSEMBLY
130TH DISTRICT
DETAIL

LEGISLATIVE DISTRICT OR TOWN	TOTAL VOTES	SCOTT COMEYYS DEM	BRIAN D. MANKTELOW REP	BRIAN D. MANKTELOW CON	SCOTT COMEYYS WOR	SCATTER	BLANK AND VOID	
Webster	43	405	167	189	27	14	0	8
Webster	21,745	8,701	9,734	1,909	626	5	770	
GRAND TOTAL:	21,745	8,701	9,734	1,909	626	5	770	

MEMBER OF ASSEMBLY
 133RD DISTRICT
 SUMMARY

LEGISLATIVE DISTRICT OR TOWN	TOTAL VOTES	SARA M. SPEZZANO DEM	MARJORIE L. BYRNES REP	MARJORIE L. BYRNES CON	SCATTER	BLANK AND VOID
Rush	1,937	716	935	252	0	34
Wheatland	2,229	771	1,152	260	0	46
GRAND TOTAL:	4,166	1,487	2,087	512	0	80

MEMBER OF ASSEMBLY
133RD DISTRICT
DETAIL

LEGISLATIVE DISTRICT OR TOWN	TOTAL VOTES	SARA M. SPEZZANO DEM	MARJORIE L. BYRNES REP	MARJORIE L. BYRNES CON	SCATTER	BLANK AND VOID
Rush						
1	525	200	238	78	0	9
2	360	94	206	54	0	6
3	478	204	209	55	0	10
4	574	218	282	65	0	9
Rush	1,937	716	935	252	0	34
Wheatland						
1	401	168	189	39	0	5
2	421	101	255	55	0	10
3	485	200	227	49	0	9
4	416	181	182	41	0	12
5	506	121	299	76	0	10
Wheatland	2,229	771	1,152	260	0	46
GRAND TOTAL:	4,166	1,487	2,087	512	0	80

MEMBER OF ASSEMBLY
134TH DISTRICT
SUMMARY

LEGISLATIVE DISTRICT OR TOWN	TOTAL VOTES	JOSH JENSEN		SCATTER	BLANK AND VOID
		REP	CON		
Greece	37,404	20,830	5,183	218	11,173
Ogden	9,277	5,559	1,292	41	2,385
Parma	7,333	4,638	1,080	25	1,590
GRAND TOTAL:	54,014	31,027	7,555	284	15,148

MEMBER OF ASSEMBLY
134TH DISTRICT
DETAIL

<u>LEGISLATIVE DISTRICT OR TOWN</u>	<u>TOTAL VOTES</u>	<u>JOSH JENSEN REP</u>	<u>JOSH JENSEN CON</u>	<u>SCATTER</u>	<u>BLANK AND VOID</u>
Greece					
1	292	148	48	4	92
2	428	258	61	4	105
3	229	132	33	1	63
4	262	128	32	3	99
5	219	110	30	2	77
6	188	89	28	1	70
7	312	164	39	3	106
8	249	120	44	0	85
9	283	151	36	1	95
10	279	150	36	2	91
11	153	76	19	2	56
12	182	98	32	2	50
13	252	133	34	0	85
14	215	110	28	3	74
15	297	174	36	3	84
16	209	114	34	0	61
17	412	245	48	3	116
18	365	205	52	2	106
19	261	127	32	2	100
20	283	151	42	4	86
21	290	150	43	4	93
22	212	126	22	0	64
23	392	198	60	3	131
24	448	295	46	1	106
25	278	136	41	3	98
26	235	118	34	0	83
27	567	313	73	3	178
28	415	264	52	0	99
29	326	195	38	0	93
30	212	112	27	0	73
31	248	131	40	4	73
32	263	133	50	0	80
33	398	246	56	2	94
34	385	214	72	2	97
35	303	154	46	3	100
36	374	212	51	0	111
37	246	154	32	0	60
38	494	275	68	3	148
39	204	107	28	4	65
40	255	132	30	2	91
41	339	160	48	1	130
42	299	149	43	3	104
43	428	265	68	1	94

MEMBER OF ASSEMBLY
134TH DISTRICT
DETAIL

<u>LEGISLATIVE DISTRICT OR TOWN</u>	<u>TOTAL VOTES</u>	<u>JOSH JENSEN REP</u>	<u>JOSH JENSEN CON</u>	<u>SCATTER</u>	<u>BLANK AND VOID</u>
Greece					
44	472	244	68	1	159
45	570	399	51	2	118
46	221	101	40	1	79
47	292	143	51	3	95
48	218	129	20	2	67
49	222	111	32	1	78
50	294	158	36	3	97
51	195	103	27	0	65
52	428	240	56	4	128
53	228	111	25	0	92
54	415	267	60	0	88
55	249	158	26	3	62
56	366	201	44	1	120
57	318	181	48	1	88
58	412	221	54	2	135
59	182	65	31	3	83
60	270	149	37	1	83
61	303	141	44	2	116
62	395	208	59	2	126
63	338	175	48	1	114
64	278	158	24	3	93
65	342	188	40	1	113
66	174	91	24	1	58
67	290	184	44	1	61
68	373	207	67	2	97
69	215	117	35	5	58
70	1,123	716	135	7	265
71	403	227	53	2	121
72	500	263	73	1	163
73	146	84	22	0	40
74	274	146	33	3	92
75	225	126	26	1	72
76	305	194	42	1	68
77	330	166	52	4	108
78	220	104	34	1	81
79	722	410	106	4	202
80	456	255	60	0	141
81	221	128	26	1	66
82	365	168	49	5	143
83	176	83	32	1	60
84	413	238	63	1	111
85	412	240	48	3	121
86	405	241	67	0	97

MEMBER OF ASSEMBLY
134TH DISTRICT
DETAIL

LEGISLATIVE DISTRICT OR TOWN	TOTAL VOTES	JOSH JENSEN REP	JOSH JENSEN CON	SCATTER	BLANK AND VOID
Greece					
87	290	167	38	2	83
88	443	224	63	1	155
89	271	157	24	0	90
90	440	251	69	6	114
91	649	367	118	4	160
92	547	287	73	2	185
93	447	240	45	3	159
94	389	211	61	2	115
95	250	125	29	1	95
96	392	194	58	5	135
97	616	348	78	5	185
98	544	297	82	1	164
99	406	248	58	4	96
100	547	302	82	6	157
101	231	141	37	0	53
102	546	338	66	5	137
103	404	222	59	1	122
104	278	173	37	2	66
105	463	270	65	1	127
106	330	202	51	5	72
107	290	194	38	0	58
108	354	218	45	0	91
109	540	293	83	0	164
Greece	37,404	20,830	5,183	218	11,173
Ogden					
1	414	217	63	2	132
2	389	232	55	4	98
3	682	424	80	0	178
4	387	250	46	2	89
5	408	247	67	0	94
6	550	316	66	1	167
7	290	176	46	3	65
8	484	299	58	2	125
9	413	231	49	1	132
10	412	253	47	5	107
11	470	281	86	1	102
12	632	406	83	6	137
13	445	245	50	3	147
14	379	225	50	0	104
15	603	380	82	3	138
16	302	197	50	0	55
17	401	242	67	0	92
18	628	358	77	5	188

MEMBER OF ASSEMBLY
134TH DISTRICT
DETAIL

LEGISLATIVE DISTRICT OR TOWN	TOTAL VOTES	JOSH JENSEN REP	JOSH JENSEN CON	SCATTER	BLANK AND VOID
Ogden					
19	470	275	74	0	121
20	518	305	96	3	114
Ogden	<u>9,277</u>	<u>5,559</u>	<u>1,292</u>	<u>41</u>	<u>2,385</u>
Parma					
1	539	309	99	1	130
2	558	335	94	2	127
3	412	264	70	3	75
4	479	330	74	1	74
5	292	173	38	0	81
6	249	162	44	0	43
7	414	267	70	0	77
8	519	296	81	2	140
9	509	333	73	2	101
10	437	288	69	0	80
11	500	286	66	1	147
12	528	324	70	7	127
13	970	680	105	3	182
14	364	224	42	0	98
15	563	367	85	3	108
Parma	<u>7,333</u>	<u>4,638</u>	<u>1,080</u>	<u>25</u>	<u>1,590</u>
GRAND TOTAL:	<u><u>54,014</u></u>	<u><u>31,027</u></u>	<u><u>7,555</u></u>	<u><u>284</u></u>	<u><u>15,148</u></u>

MEMBER OF ASSEMBLY
135TH DISTRICT
SUMMARY

LEGISLATIVE DISTRICT OR TOWN	TOTAL VOTES	JEN LUNSFORD DEM	JOSEPH R. CHENELLY REP	JOSEPH R. CHENELLY CON	JEN LUNSFORD WOR	SCATTER	BLANK AND VOID
East Rochester	2,244	1,122	807	152	123	0	40
Mendon	4,910	2,234	1,979	461	146	0	90
Penfield	19,033	9,155	7,403	1,511	684	2	278
Perinton	24,604	12,610	8,997	1,790	874	8	325
Pittsford	14,442	8,124	4,742	833	501	2	240
GRAND TOTAL:	<u>65,233</u>	<u>33,245</u>	<u>23,928</u>	<u>4,747</u>	<u>2,328</u>	<u>12</u>	<u>973</u>

MEMBER OF ASSEMBLY
135TH DISTRICT
DETAIL

LEGISLATIVE DISTRICT OR TOWN	TOTAL VOTES	JEN LUNSFORD	JOSEPH R. CHENEY	JOSEPH R. CHENEY	JEN LUNSFORD	SCATTER	BLANK AND VOID
		DEM	REP	CON	WOR		
East Rochester							
1	335	156	137	20	12	0	10
2	313	151	113	22	21	0	6
3	318	146	115	34	20	0	3
4	303	156	113	10	18	0	6
5	287	147	94	20	21	0	5
6	376	210	121	26	12	0	7
7	312	156	114	20	19	0	3
East Rochester	2,244	1,122	807	152	123	0	40
Mendon							
1	640	299	250	65	14	0	12
2	583	297	198	44	32	0	12
3	617	269	246	66	20	0	16
4	455	228	171	23	21	0	12
5	606	294	225	64	14	0	9
6	610	242	274	70	14	0	10
7	653	270	295	65	12	0	11
8	258	120	112	16	7	0	3
9	488	215	208	48	12	0	5
Mendon	4,910	2,234	1,979	461	146	0	90
Penfield							
1	205	104	70	18	10	0	3
2	367	194	120	25	22	0	6
3	433	193	179	40	11	0	10
4	681	255	307	93	14	0	12
5	486	239	186	35	21	0	5
6	370	132	184	30	13	0	11
7	391	220	112	34	19	0	6
8	211	81	105	16	5	1	3
9	472	304	118	27	18	1	4
10	303	150	112	20	14	0	7
11	260	109	113	20	14	0	4
12	407	244	112	25	17	0	9
13	598	278	238	54	17	0	11
14	551	169	289	65	19	0	9
15	657	342	252	40	13	0	10
16	187	94	64	12	13	0	4
17	430	225	146	35	18	0	6
18	302	149	111	21	17	0	4
19	594	300	211	44	29	0	10
20	500	239	206	32	18	0	5
21	477	270	157	31	17	0	2
22	460	283	126	26	20	0	5

MEMBER OF ASSEMBLY
135TH DISTRICT
DETAIL

LEGISLATIVE DISTRICT OR TOWN	TOTAL VOTES	JEN LUNSFORD DEM	JOSEPH R. CHENEY REP	JOSEPH R. CHENEY CON	JEN LUNSFORD WOR	SCATTER	BLANK AND VOID
Penfield							
23	654	335	238	47	27	0	7
24	570	272	212	55	23	0	8
25	358	147	159	39	11	0	2
26	283	118	119	26	17	0	3
27	447	243	156	30	12	0	6
28	359	160	137	44	9	0	9
29	562	304	179	39	33	0	7
30	900	390	379	85	23	0	23
31	383	205	145	14	14	0	5
32	179	120	39	14	4	0	2
33	386	182	133	39	23	0	9
34	572	266	254	28	16	0	8
35	620	334	205	45	32	0	4
36	447	248	144	31	19	0	5
37	890	361	431	75	12	0	11
38	290	127	127	21	13	0	2
39	329	154	130	31	8	0	6
40	420	194	185	26	8	0	7
41	578	250	275	37	13	0	3
42	464	171	238	42	8	0	5
Penfield	19,033	9,155	7,403	1,511	684	2	278
Perinton							
1	746	362	297	59	19	0	9
2	518	285	173	36	18	0	6
3	365	180	131	39	8	1	6
4	401	213	127	32	21	0	8
5	213	117	63	14	16	0	3
6	353	218	93	22	16	0	4
7	495	264	174	31	22	0	4
8	414	219	153	27	12	0	3
9	569	265	226	52	17	0	9
10	493	270	168	27	22	0	6
11	282	141	100	28	11	0	2
12	405	220	133	29	19	0	4
13	382	189	146	33	11	0	3
14	408	198	161	28	10	0	11
15	472	235	176	30	22	0	9
16	347	172	121	32	15	0	7
17	420	246	118	29	21	0	6
18	399	196	141	36	16	0	10
19	361	179	134	29	12	0	7
20	391	206	143	24	11	0	7

MEMBER OF ASSEMBLY
135TH DISTRICT
DETAIL

LEGISLATIVE DISTRICT OR TOWN	TOTAL VOTES	JEN LUNSFORD DEM	JOSEPH R. CHENEY REP	JOSEPH R. CHENEY CON	JEN LUNSFORD WOR	SCATTER	BLANK AND VOID
Perinton							
21	475	245	152	41	25	0	12
22	302	147	109	25	19	0	2
23	602	325	209	32	26	0	10
24	622	311	240	44	15	0	12
25	346	192	97	23	22	0	12
26	447	224	172	35	11	2	3
27	375	193	141	25	10	0	6
28	348	169	145	20	10	0	4
29	274	146	94	20	11	0	3
30	460	255	149	35	15	0	6
31	497	258	177	27	28	0	7
32	361	193	114	31	17	0	6
33	430	248	130	25	26	0	1
34	547	292	191	36	16	0	12
35	355	172	121	39	18	0	5
36	300	163	101	22	12	0	2
37	478	260	166	33	13	0	6
38	564	284	206	49	18	1	6
39	548	249	239	43	14	0	3
40	345	180	128	17	18	0	2
41	234	113	84	22	10	0	5
42	392	202	148	32	6	0	4
43	822	418	324	51	20	1	8
44	319	159	119	22	16	0	3
45	800	405	300	66	24	0	5
46	228	135	67	15	9	0	2
47	487	231	199	34	17	0	6
48	379	210	126	34	6	0	3
49	349	176	122	38	6	0	7
50	86	50	25	3	6	0	2
51	516	210	253	44	8	0	1
52	525	288	182	24	18	1	12
53	359	198	115	25	17	1	3
54	819	385	356	49	18	1	10
55	391	186	171	20	10	0	4
56	788	363	347	52	20	0	6
Perinton	24,604	12,610	8,997	1,790	874	8	325
Pittsford							
1	348	207	100	18	19	0	4
2	376	233	98	20	20	0	5
3	590	349	182	19	23	0	17
4	524	310	158	38	13	0	5

MEMBER OF ASSEMBLY
135TH DISTRICT
DETAIL

LEGISLATIVE DISTRICT OR TOWN	TOTAL VOTES	JEN LUNSFORD DEM	JOSEPH R. CHENELLY REP	JOSEPH R. CHENELLY CON	JEN LUNSFORD WOR	SCATTER	BLANK AND VOID
Pittsford							
5	320	208	69	26	15	0	2
6	250	165	56	7	7	0	15
7	196	115	57	10	11	0	3
8	408	193	172	28	6	0	9
9	404	196	159	29	13	0	7
10	613	334	215	31	25	0	8
11	366	180	134	26	18	0	8
12	458	259	161	22	11	0	5
13	280	146	86	20	24	0	4
14	506	259	188	37	13	0	9
15	295	145	112	13	18	0	7
16	353	209	102	21	16	0	5
17	488	307	136	17	21	0	7
18	365	214	104	19	21	0	7
19	249	110	94	34	6	0	5
20	436	259	127	30	16	0	4
21	413	256	116	18	12	0	11
22	499	294	152	32	18	0	3
23	357	176	131	31	12	0	7
24	454	268	149	19	11	0	7
25	483	274	156	31	10	0	12
26	423	218	154	33	14	1	3
27	379	227	118	19	10	0	5
28	414	244	142	15	10	0	3
29	389	181	151	33	14	0	10
30	387	225	129	16	10	0	7
31	505	278	188	19	11	0	9
32	463	258	158	24	14	1	8
33	783	447	266	38	22	0	10
34	668	380	222	40	17	0	9
Pittsford	<u>14,442</u>	<u>8,124</u>	<u>4,742</u>	<u>833</u>	<u>501</u>	<u>2</u>	<u>240</u>
GRAND TOTAL:	<u>65,233</u>	<u>33,245</u>	<u>23,928</u>	<u>4,747</u>	<u>2,328</u>	<u>12</u>	<u>973</u>

MEMBER OF ASSEMBLY
136TH DISTRICT
SUMMARY

LEGISLATIVE DISTRICT OR TOWN	TOTAL VOTES	SARAH H. CLARK DEM	ORLANDO J. RIVERA REP	ORLANDO J. RIVERA CON	SARAH H. CLARK WOR	SCATTER	BLANK AND VOID
Leg. Dist. 07	652	302	224	43	42	1	40
Leg. Dist. 16	12	10	1	1	0	0	0
Leg. Dist. 21	1,026	623	200	50	111	1	41
Leg. Dist. 23	2,762	1,769	507	134	253	1	98
Leg. Dist. 26	3,777	2,009	1,170	243	181	3	171
Leg. Dist. 28	1,214	794	226	57	68	1	68
Leg. Dist. 29	2,476	1,528	509	106	123	1	209
CITY	11,919	7,035	2,837	634	778	8	627
Brighton	15,739	10,375	3,255	637	1,121	3	348
Irondequoit	22,127	11,473	7,349	1,474	1,182	5	644
TOWNS	37,866	21,848	10,604	2,111	2,303	8	992
GRAND TOTAL:	49,785	28,883	13,441	2,745	3,081	16	1,619

MEMBER OF ASSEMBLY
136TH DISTRICT
DETAIL

LEGISLATIVE DISTRICT OR TOWN	TOTAL VOTES	SARAH H. CLARK DEM	ORLANDO J. RIVERA REP	ORLANDO J. RIVERA CON	SARAH H. CLARK WOR	SCATTER	BLANK AND VOID
Leg. Dist. 07							
1	422	190	159	19	32	1	21
2	230	112	65	24	10	0	19
Leg. Dist. 07	652	302	224	43	42	1	40
Leg. Dist. 16							
1	12	10	1	1	0	0	0
Leg. Dist. 16	12	10	1	1	0	0	0
Leg. Dist. 21							
1	281	158	56	16	42	0	9
4	120	84	18	3	5	0	10
24	394	240	77	20	43	1	13
28	38	18	11	2	6	0	1
29	95	64	15	6	5	0	5
30	16	14	2	0	0	0	0
31	82	45	21	3	10	0	3
Leg. Dist. 21	1,026	623	200	50	111	1	41
Leg. Dist. 23							
16	154	99	27	12	13	0	3
17	343	246	45	9	30	1	12
18	577	369	101	29	57	0	21
19	306	176	73	15	24	0	18
24	228	139	50	10	15	0	14
25	431	269	87	18	45	0	12
26	471	303	89	22	46	0	11
27	250	168	35	19	23	0	5
30	2	0	0	0	0	0	2
Leg. Dist. 23	2,762	1,769	507	134	253	1	98
Leg. Dist. 26							
1	475	248	159	34	18	1	15
2	188	87	74	11	8	0	8
3	158	84	50	9	7	0	8
4	224	102	83	16	9	0	14
5	198	100	59	14	14	0	11
7	173	96	53	9	6	0	9
8	223	152	46	10	7	0	8
9	227	144	40	13	22	0	8
10	186	109	43	12	8	0	14
11	240	141	68	15	7	1	8
12	281	128	107	20	10	0	16
13	273	120	102	21	13	0	17
14	297	149	91	26	20	0	11
15	175	118	33	4	14	0	6

MEMBER OF ASSEMBLY
136TH DISTRICT
DETAIL

LEGISLATIVE DISTRICT OR TOWN	TOTAL VOTES	SARAH H. CLARK DEM	ORLANDO J. RIVERA REP	ORLANDO J. RIVERA CON	SARAH H. CLARK WOR	SCATTER	BLANK AND VOID
Leg. Dist. 26							
16	251	129	91	16	11	0	4
17	208	102	71	13	7	1	14
Leg. Dist. 26	3,777	2,009	1,170	243	181	3	171
Leg. Dist. 28							
1	166	115	24	6	4	0	17
6	246	167	43	16	11	0	9
9	178	113	39	6	10	0	10
18	166	122	26	3	6	1	8
20	210	118	49	12	18	0	13
21	196	120	41	11	17	0	7
23	52	39	4	3	2	0	4
Leg. Dist. 28	1,214	794	226	57	68	1	68
3	9	6	1	0	0	0	2
4	227	142	52	7	17	0	9
5	189	113	42	13	5	0	16
6	89	58	22	2	1	0	6
7	141	81	31	9	14	0	6
8	41	32	6	0	0	0	3
9	295	189	57	12	13	1	23
11	194	107	50	11	10	0	16
14	70	42	16	0	3	0	9
17	123	74	29	7	4	0	9
18	252	138	61	13	25	0	15
19	89	57	21	2	1	0	8
21	236	143	39	17	20	0	17
22	96	67	6	3	3	0	17
23	159	93	38	4	1	0	23
25	38	32	2	1	2	0	1
27	0	0	0	0	0	0	0
28	2	2	0	0	0	0	0
33	226	152	36	5	4	0	29
Leg. Dist. 29	2,476	1,528	509	106	123	1	209
CITY	11,919	7,035	2,837	634	778	8	627
Brighton							
1	434	318	64	13	36	0	3
2	252	122	85	21	17	0	7
3	310	184	79	12	22	0	13
4	410	270	81	15	40	0	4
5	381	249	65	9	47	0	11
6	531	342	125	22	32	0	10

MEMBER OF ASSEMBLY
136TH DISTRICT
DETAIL

LEGISLATIVE DISTRICT OR TOWN	TOTAL VOTES	SARAH H. CLARK DEM	ORLANDO J. RIVERA REP	ORLANDO J. RIVERA CON	SARAH H. CLARK WOR	SCATTER	BLANK AND VOID
Brighton							
7	318	196	76	12	23	0	11
8	381	206	139	15	12	0	9
9	357	226	67	20	38	0	6
10	429	305	76	19	23	0	6
11	450	288	81	26	44	0	11
12	484	324	79	22	49	0	10
13	272	197	47	12	9	0	7
14	296	200	36	11	41	0	8
15	324	209	62	22	27	0	4
16	262	137	106	14	1	0	4
17	218	153	43	5	4	0	13
18	357	248	56	14	36	0	3
19	231	173	31	14	9	0	4
20	289	197	52	10	28	0	2
21	321	216	55	9	33	0	8
22	394	273	82	17	18	0	4
23	306	227	47	11	16	0	5
24	414	256	98	23	18	0	19
25	296	186	61	8	38	0	3
26	269	154	83	12	16	0	4
27	290	199	69	6	14	0	2
28	482	314	98	10	44	0	16
29	242	131	87	8	13	0	3
30	541	372	92	19	31	0	27
31	319	238	43	6	26	0	6
32	398	271	64	17	36	0	10
33	418	287	79	16	24	0	12
34	377	248	81	17	24	0	7
35	315	225	52	8	25	0	5
36	328	224	52	17	23	0	12
37	248	175	44	7	16	1	5
38	383	242	92	22	24	0	3
39	314	199	70	17	21	0	7
40	601	432	102	16	40	1	10
41	471	308	105	18	29	0	11
42	117	77	29	3	7	1	0
43	338	205	95	13	16	0	9
44	142	95	33	8	4	0	2
45	223	127	55	12	22	0	7
46	206	150	37	9	5	0	5
Brighton	15,739	10,375	3,255	637	1,121	3	348
Irondequoit							

MEMBER OF ASSEMBLY
136TH DISTRICT
DETAIL

LEGISLATIVE DISTRICT OR TOWN	TOTAL VOTES	SARAH H. CLARK DEM	ORLANDO J. RIVERA REP	ORLANDO J. RIVERA CON	SARAH H. CLARK WOR	SCATTER	BLANK AND VOID
Irondequoit							
1	457	252	137	35	20	0	13
2	275	125	99	24	21	0	6
3	380	177	141	27	19	0	16
4	138	68	54	7	6	0	3
5	321	177	102	16	20	0	6
6	532	301	140	42	42	0	7
7	455	240	142	43	20	0	10
8	369	170	141	30	16	1	11
9	351	158	138	18	19	0	18
10	363	195	120	29	9	0	10
11	200	102	68	15	10	0	5
12	306	184	79	18	16	0	9
13	454	268	119	24	32	0	11
14	485	221	189	36	27	0	12
15	417	217	148	24	19	0	9
16	604	328	193	37	30	0	16
17	239	130	70	13	22	1	3
18	354	181	120	27	18	0	8
19	402	263	90	16	24	0	9
20	302	147	112	26	11	0	6
21	369	208	103	24	28	1	5
22	400	205	125	32	30	0	8
23	318	180	95	15	21	0	7
24	312	165	87	30	22	0	8
25	334	170	106	33	18	0	7
26	228	124	77	12	7	0	8
27	229	119	85	11	11	0	3
28	325	129	144	33	9	0	10
29	313	167	100	17	18	0	11
30	320	157	116	26	15	0	6
31	442	241	139	15	35	0	12
32	361	211	89	20	33	0	8
33	251	116	93	24	16	0	2
34	524	230	217	35	23	0	19
35	275	166	72	9	18	0	10
36	188	96	56	11	13	0	12
37	297	154	100	20	14	0	9
38	182	100	50	6	20	0	6
39	21	12	5	0	1	0	3
40	258	149	71	20	9	0	9
41	359	202	103	22	23	0	9
42	391	177	155	35	12	1	11

MEMBER OF ASSEMBLY
136TH DISTRICT
DETAIL

LEGISLATIVE DISTRICT OR TOWN	TOTAL VOTES	SARAH H. CLARK DEM	ORLANDO J. RIVERA REP	ORLANDO J. RIVERA CON	SARAH H. CLARK WOR	SCATTER	BLANK AND VOID
Irondequoit							
43	288	150	86	24	21	0	7
44	613	288	244	38	21	0	22
45	228	111	82	17	9	0	9
46	314	138	141	9	12	0	14
47	133	56	56	9	5	0	7
48	288	149	99	16	6	0	18
49	480	239	178	34	25	0	4
50	231	125	74	10	7	0	15
51	411	210	127	35	26	0	13
52	340	177	106	21	25	0	11
53	308	152	113	12	15	0	16
54	126	63	44	11	4	0	4
55	382	224	94	27	22	1	14
56	261	141	78	13	20	0	9
57	470	238	167	26	24	0	15
58	368	201	117	25	15	0	10
59	312	144	119	25	15	0	9
60	320	151	121	22	16	0	10
61	440	216	154	34	26	0	10
62	377	208	118	27	16	0	8
63	263	134	87	19	10	0	13
64	184	111	43	8	9	0	13
65	218	122	71	11	9	0	5
66	142	90	42	5	3	0	2
67	239	106	98	16	12	0	7
68	290	147	100	23	12	0	8
Irondequoit	<u>22,127</u>	<u>11,473</u>	<u>7,349</u>	<u>1,474</u>	<u>1,182</u>	<u>5</u>	<u>644</u>
TOWNS	<u>37,866</u>	<u>21,848</u>	<u>10,604</u>	<u>2,111</u>	<u>2,303</u>	<u>8</u>	<u>992</u>
GRAND TOTAL:	<u>49,785</u>	<u>28,883</u>	<u>13,441</u>	<u>2,745</u>	<u>3,081</u>	<u>16</u>	<u>1,619</u>

MEMBER OF ASSEMBLY
137TH DISTRICT
SUMMARY

LEGISLATIVE DISTRICT OR TOWN	TOTAL VOTES	DEMOND L. MEEKS DEM	MARCUS C. WILLIAMS REP	MARCUS C. WILLIAMS CON	DEMOND L. MEEKS WOR	SCATTER	BLANK AND VOID
Leg. Dist. 21	375	253	69	18	20	0	15
Leg. Dist. 22	2,806	2,166	263	66	131	0	180
Leg. Dist. 23	109	80	9	6	9	0	5
Leg. Dist. 25	3,380	2,632	309	69	186	2	182
Leg. Dist. 26	176	119	32	10	8	0	7
Leg. Dist. 27	5,498	4,231	532	170	346	4	215
Leg. Dist. 28	1,583	985	348	74	61	0	115
Leg. Dist. 29	1,341	956	206	46	59	1	73
CITY	15,268	11,422	1,768	459	820	7	792
Gates	10,809	4,343	4,872	891	324	2	377
TOWNS	10,809	4,343	4,872	891	324	2	377
GRAND TOTAL:	26,077	15,765	6,640	1,350	1,144	9	1,169

MEMBER OF ASSEMBLY
137TH DISTRICT
DETAIL

LEGISLATIVE DISTRICT OR TOWN	TOTAL VOTES	DEMOND L. MEEKS DEM	MARCUS C. WILLIAMS REP	MARCUS C. WILLIAMS CON	DEMOND L. MEEKS WOR	SCATTER	BLANK AND VOID
Leg. Dist. 21							
3	139	89	31	6	11	0	2
11	154	112	22	7	7	0	6
16	82	52	16	5	2	0	7
Leg. Dist. 21	375	253	69	18	20	0	15
Leg. Dist. 22							
1	193	141	26	8	5	0	13
2	40	29	4	0	2	0	5
3	89	58	8	3	6	0	14
4	63	44	6	2	3	0	8
5	100	84	6	1	1	0	8
6	104	92	4	0	0	0	8
7	39	27	6	2	1	0	3
8	114	88	17	2	4	0	3
9	75	65	4	1	1	0	4
10	99	83	5	0	2	0	9
11	186	142	12	2	19	0	11
12	87	72	7	2	0	0	6
13	42	34	0	1	3	0	4
14	108	86	13	2	0	0	7
15	102	84	8	2	3	0	5
16	45	37	4	0	3	0	1
17	50	45	2	1	1	0	1
18	57	45	5	2	1	0	4
19	36	34	1	0	0	0	1
20	143	106	14	2	10	0	11
21	63	43	8	1	6	0	5
22	130	93	21	3	3	0	10
23	64	60	1	0	0	0	3
24	55	41	6	4	2	0	2
25	385	272	45	18	31	0	19
26	140	101	15	3	16	0	5
27	148	126	11	2	7	0	2
28	16	9	0	2	0	0	5
29	0	0	0	0	0	0	0
30	33	25	4	0	1	0	3
31	0	0	0	0	0	0	0
32	0	0	0	0	0	0	0
Leg. Dist. 22	2,806	2,166	263	66	131	0	180
Leg. Dist. 23							
23	95	70	8	4	8	0	5
32	14	10	1	2	1	0	0
33	0	0	0	0	0	0	0

MEMBER OF ASSEMBLY
137TH DISTRICT
DETAIL

LEGISLATIVE DISTRICT OR TOWN	TOTAL VOTES	DEMOND L. MEEKS DEM	MARCUS C. WILLIAMS REP	MARCUS C. WILLIAMS CON	DEMOND L. MEEKS WOR	SCATTER	BLANK AND VOID
Leg. Dist. 23							
34	0	0	0	0	0	0	0
Leg. Dist. 23	109	80	9	6	9	0	5
Leg. Dist. 25							
1	351	252	50	9	25	0	15
2	172	146	8	1	7	0	10
3	231	185	19	5	7	0	15
5	155	131	9	1	6	1	7
7	198	172	7	4	7	0	8
8	173	149	13	2	4	0	5
9	75	66	4	0	2	0	3
10	218	160	23	4	25	0	6
11	66	59	1	0	1	0	5
13	138	110	9	3	8	0	8
15	133	115	10	2	3	0	3
16	139	102	12	3	6	0	16
17	100	91	3	1	1	0	4
18	229	181	20	4	5	0	19
19	172	130	22	6	10	0	4
20	126	86	22	5	11	0	2
21	125	92	15	2	3	0	13
22	181	130	16	7	24	1	3
23	30	20	1	0	9	0	0
25	365	252	45	10	22	0	36
32	3	3	0	0	0	0	0
Leg. Dist. 25	3,380	2,632	309	69	186	2	182
Leg. Dist. 26							
6	176	119	32	10	8	0	7
Leg. Dist. 26	176	119	32	10	8	0	7
Leg. Dist. 27							
1	301	209	46	19	13	1	13
2	318	256	24	12	17	0	9
3	262	193	29	10	26	1	3
4	275	215	13	10	28	0	9
5	261	213	20	4	18	0	6
6	200	168	16	2	8	0	6
7	252	201	26	6	17	0	2
8	352	288	19	7	10	0	28
9	279	216	21	4	29	0	9
10	255	183	34	7	23	0	8
11	260	201	22	9	14	0	14
12	180	129	20	7	17	0	7

MEMBER OF ASSEMBLY
137TH DISTRICT
DETAIL

LEGISLATIVE DISTRICT OR TOWN	TOTAL VOTES	DEMOND L. MEEKS DEM	MARCUS C. WILLIAMS REP	MARCUS C. WILLIAMS CON	DEMOND L. MEEKS WOR	SCATTER	BLANK AND VOID
Leg. Dist. 27							
13	226	191	11	5	12	0	7
14	169	133	14	2	12	0	8
15	210	176	8	4	12	1	9
16	238	193	10	11	17	1	6
17	237	189	22	5	11	0	10
18	207	121	49	9	12	0	16
19	269	223	11	6	15	0	14
20	128	113	5	3	2	0	5
21	116	91	14	2	7	0	2
22	160	101	39	10	5	0	5
23	139	109	12	3	12	0	3
25	91	52	17	9	5	0	8
26	113	67	30	4	4	0	8
Leg. Dist. 27	5,498	4,231	532	170	346	4	215
Leg. Dist. 28							
2	41	15	12	4	4	0	6
3	74	54	10	2	2	0	6
4	130	71	33	5	4	0	17
5	108	72	24	6	4	0	2
7	283	166	78	16	11	0	12
8	125	89	12	3	6	0	15
10	53	35	10	3	1	0	4
11	107	69	22	5	3	0	8
12	79	45	19	3	5	0	7
13	139	87	36	8	3	0	5
14	148	95	27	11	4	0	11
15	42	25	8	2	6	0	1
16	153	95	35	4	7	0	12
17	19	10	7	0	0	0	2
19	2	2	0	0	0	0	0
22	80	55	15	2	1	0	7
Leg. Dist. 28	1,583	985	348	74	61	0	115
Leg. Dist. 29							
1	18	11	3	1	3	0	0
2	38	25	5	4	2	0	2
10	214	152	33	6	7	0	16
12	198	138	36	7	7	0	10
13	76	62	9	0	2	0	3
15	147	104	21	7	5	0	10
16	46	37	4	2	2	0	1
20	218	166	28	8	6	0	10
24	230	156	38	7	14	1	14

MEMBER OF ASSEMBLY
137TH DISTRICT
DETAIL

LEGISLATIVE DISTRICT OR TOWN	TOTAL VOTES	DEMOND L. MEEKS DEM	MARCUS C. WILLIAMS REP	MARCUS C. WILLIAMS CON	DEMOND L. MEEKS WOR	SCATTER	BLANK AND VOID
Leg. Dist. 29							
26	78	58	11	1	4	0	4
29	29	19	7	1	1	0	1
30	14	4	4	2	3	0	1
31	16	10	4	0	1	0	1
32	19	14	3	0	2	0	0
Leg. Dist. 29	<u>1,341</u>	<u>956</u>	<u>206</u>	<u>46</u>	<u>59</u>	<u>1</u>	<u>73</u>
CITY	15,268	11,422	1,768	459	820	7	792
Gates							
1	223	107	72	26	14	0	4
2	276	108	130	20	4	0	14
3	277	125	110	19	8	0	15
4	315	117	149	23	11	0	15
5	357	154	133	34	15	0	21
6	301	150	112	21	11	0	7
7	778	268	406	60	19	0	25
8	238	82	121	16	10	0	9
9	332	134	157	23	5	0	13
10	195	95	71	20	5	0	4
11	250	96	113	22	11	0	8
12	208	85	96	15	6	0	6
13	320	126	143	24	14	0	13
14	243	104	111	20	3	0	5
15	480	193	223	34	9	0	21
16	261	126	100	20	8	0	7
17	299	120	131	32	10	0	6
18	372	104	209	39	3	0	17
19	277	110	125	26	7	0	9
20	321	147	128	23	12	0	11
21	286	113	136	13	10	0	14
22	234	113	82	24	7	0	8
23	307	120	151	24	7	0	5
24	722	322	297	58	30	0	15
25	198	67	95	22	6	0	8
26	403	115	215	46	13	0	14
27	414	182	179	30	8	0	15
28	248	96	112	19	8	0	13
29	278	135	111	20	4	1	7
30	212	76	109	15	2	0	10
31	246	88	117	22	9	1	9
32	317	132	133	27	16	0	9
33	147	71	60	9	5	0	2

MEMBER OF ASSEMBLY
137TH DISTRICT
DETAIL

LEGISLATIVE DISTRICT OR TOWN	TOTAL VOTES	DEMOND L. MEEKS DEM	MARCUS C. WILLIAMS REP	MARCUS C. WILLIAMS CON	DEMOND L. MEEKS WOR	SCATTER	BLANK AND VOID
Gates							
34	259	80	138	22	8	0	11
35	215	82	97	23	6	0	7
Gates	<u>10,809</u>	<u>4,343</u>	<u>4,872</u>	<u>891</u>	<u>324</u>	<u>2</u>	<u>377</u>
TOWNS	<u>10,809</u>	<u>4,343</u>	<u>4,872</u>	<u>891</u>	<u>324</u>	<u>2</u>	<u>377</u>
GRAND TOTAL:	<u><u>26,077</u></u>	<u><u>15,765</u></u>	<u><u>6,640</u></u>	<u><u>1,350</u></u>	<u><u>1,144</u></u>	<u><u>9</u></u>	<u><u>1,169</u></u>

MEMBER OF ASSEMBLY
138TH DISTRICT
SUMMARY

LEGISLATIVE DISTRICT OR TOWN	TOTAL VOTES	HARRY B. BRONSON DEM	TRACY A. DIFLORIO REP	TRACY A. DIFLORIO CON	HARRY B. BRONSON WOR	SCATTER	BLANK AND VOID
Leg. Dist. 21	4,407	3,014	604	165	459	2	163
Leg. Dist. 23	5,200	3,480	813	174	619	7	107
Leg. Dist. 24	4,753	3,188	533	153	786	2	91
Leg. Dist. 25	1,069	704	97	33	205	2	28
Leg. Dist. 27	0	0	0	0	0	0	0
CITY	15,429	10,386	2,047	525	2,069	13	389
Chili	12,447	4,798	5,711	1,325	395	2	216
Henrietta	15,269	7,711	5,426	1,210	622	2	298
Riga	2,986	821	1,622	405	74	1	63
TOWNS	30,702	13,330	12,759	2,940	1,091	5	577
GRAND TOTAL:	46,131	23,716	14,806	3,465	3,160	18	966

MEMBER OF ASSEMBLY
138TH DISTRICT
DETAIL

LEGISLATIVE DISTRICT OR TOWN	TOTAL VOTES	HARRY B. BRONSON DEM	TRACY A. DIFLORIO REP	TRACY A. DIFLORIO CON	HARRY B. BRONSON WOR	SCATTER	BLANK AND VOID
Leg. Dist. 21							
2	207	130	32	15	26	0	4
5	186	124	21	8	29	0	4
6	274	191	34	5	38	0	6
7	366	227	67	16	41	0	15
8	121	82	8	2	24	0	5
9	366	231	57	12	58	0	8
10	390	304	46	13	20	0	7
12	555	365	92	19	60	0	19
13	192	133	15	9	29	0	6
14	92	64	12	2	10	0	4
15	224	151	36	13	15	2	7
17	211	144	27	9	27	0	4
18	120	86	13	5	7	0	9
19	66	48	10	2	1	0	5
20	136	92	24	9	9	0	2
21	167	123	26	4	6	0	8
22	206	141	19	7	17	0	22
23	190	126	29	8	14	0	13
25	158	120	16	4	12	0	6
26	80	55	7	1	11	0	6
27	100	77	13	2	5	0	3
Leg. Dist. 21	4,407	3,014	604	165	459	2	163
Leg. Dist. 23							
1	145	101	30	6	6	0	2
2	253	156	39	7	43	1	7
3	202	126	31	6	34	0	5
4	417	289	55	19	46	0	8
5	169	121	20	4	19	0	5
6	176	115	31	7	19	0	4
7	328	226	42	6	48	2	4
8	304	216	44	5	35	0	4
9	204	133	36	9	22	1	3
10	231	155	33	5	35	0	3
11	278	196	40	2	40	0	0
12	345	222	69	13	29	0	12
13	279	182	51	15	22	0	9
14	305	203	50	13	31	0	8
15	238	154	33	7	40	0	4
20	332	228	40	19	40	0	5
21	296	190	53	14	32	0	7
22	234	154	50	6	18	1	5
28	330	212	47	11	50	1	9

MEMBER OF ASSEMBLY
138TH DISTRICT
DETAIL

LEGISLATIVE DISTRICT OR TOWN	TOTAL VOTES	HARRY B. BRONSON DEM	TRACY A. DIFLORIO REP	TRACY A. DIFLORIO CON	HARRY B. BRONSON WOR	SCATTER	BLANK AND VOID
Leg. Dist. 23							
29	40	27	7	0	3	1	2
31	94	74	12	0	7	0	1
Leg. Dist. 23	5,200	3,480	813	174	619	7	107
Leg. Dist. 24							
1	377	262	31	11	68	0	5
2	188	125	24	2	35	0	2
3	198	134	19	10	33	0	2
4	380	262	34	8	73	0	3
5	244	164	33	15	25	0	7
6	215	144	33	6	28	0	4
7	143	92	27	10	12	1	1
8	212	136	29	8	36	0	3
9	184	132	29	11	8	0	4
10	415	270	39	13	89	0	4
11	102	68	20	3	3	0	8
12	34	24	4	1	0	0	5
13	334	234	20	7	68	0	5
14	341	222	31	10	70	0	8
15	331	230	45	5	36	0	15
16	306	202	39	10	51	0	4
17	17	8	5	2	0	0	2
18	313	202	38	12	56	1	4
19	51	32	5	0	14	0	0
20	59	34	5	1	17	0	2
21	67	44	7	0	15	0	1
22	108	72	8	4	24	0	0
23	101	72	4	3	21	0	1
24	17	14	1	0	2	0	0
25	15	9	3	1	1	0	1
26	1	0	0	0	1	0	0
Leg. Dist. 24	4,753	3,188	533	153	786	2	91
Leg. Dist. 25							
4	80	67	1	3	3	0	6
6	180	113	16	5	41	0	5
12	164	110	8	7	35	0	4
14	128	75	12	6	32	0	3
24	40	25	12	0	0	0	3
26	49	33	0	1	14	1	0
27	62	41	11	3	5	0	2
28	31	18	3	0	10	0	0
29	39	21	3	3	10	0	2
30	137	104	10	2	18	0	3

MEMBER OF ASSEMBLY
138TH DISTRICT
DETAIL

LEGISLATIVE DISTRICT OR TOWN	TOTAL VOTES	HARRY B. BRONSON DEM	TRACY A. DIFLORIO REP	TRACY A. DIFLORIO CON	HARRY B. BRONSON WOR	SCATTER	BLANK AND VOID
Leg. Dist. 25							
31	115	71	13	2	28	1	0
33	44	26	8	1	9	0	0
Leg. Dist. 25	1,069	704	97	33	205	2	28
Leg. Dist. 27							
24	0	0	0	0	0	0	0
27	0	0	0	0	0	0	0
Leg. Dist. 27	0	0	0	0	0	0	0
CITY	15,429	10,386	2,047	525	2,069	13	389
Chili							
1	261	97	107	42	8	0	7
2	464	117	259	69	14	0	5
3	388	163	158	42	13	0	12
4	286	95	155	21	10	0	5
5	349	128	160	37	18	0	6
6	342	117	152	51	14	0	8
7	234	115	97	14	7	0	1
8	372	123	191	44	8	0	6
9	377	170	150	35	14	0	8
10	224	68	102	43	8	0	3
11	404	145	188	47	16	0	8
12	338	135	158	29	13	0	3
13	505	189	254	47	10	0	5
14	349	104	177	52	14	0	2
15	299	128	125	34	5	0	7
16	716	242	380	67	16	0	11
17	926	320	484	88	15	0	19
18	377	118	201	39	9	0	10
19	319	138	140	26	7	0	8
20	488	229	185	42	22	1	9
21	248	88	118	25	15	0	2
22	451	264	138	28	14	0	7
23	317	121	148	33	12	0	3
24	769	324	334	77	18	0	16
25	273	152	85	17	13	0	6
26	468	124	256	65	12	1	10
27	333	137	136	40	16	0	4
28	287	130	113	33	4	0	7
29	264	93	119	38	13	0	1
30	203	83	85	26	6	0	3
31	351	169	131	33	14	0	4
32	465	172	225	41	17	0	10

MEMBER OF ASSEMBLY
138TH DISTRICT
DETAIL

LEGISLATIVE DISTRICT OR TOWN	TOTAL VOTES	HARRY B. BRONSON DEM	TRACY A. DIFLORIO REP	TRACY A. DIFLORIO CON	HARRY B. BRONSON WOR	SCATTER	BLANK AND VOID
Chili	12,447	4,798	5,711	1,325	395	2	216
Henrietta							
1	437	186	196	32	16	0	7
2	405	192	154	34	19	0	6
3	192	117	44	13	15	0	3
4	391	233	114	19	15	0	10
5	376	172	145	33	15	0	11
6	322	141	128	33	13	0	7
7	295	143	107	26	13	0	6
8	303	127	132	26	13	0	5
9	235	132	75	18	6	0	4
10	364	157	148	36	15	0	8
11	304	152	104	19	13	0	16
12	330	163	122	30	13	0	2
13	660	369	210	46	21	1	13
14	285	151	91	31	7	0	5
15	583	318	185	35	32	0	13
16	210	98	75	17	13	0	7
17	394	209	119	37	15	1	13
18	394	196	155	24	13	0	6
19	317	155	117	26	18	0	1
20	596	304	203	44	30	0	15
21	286	139	107	27	8	0	5
22	541	287	185	40	18	0	11
23	370	194	110	41	18	0	7
24	468	272	125	31	29	0	11
25	347	150	133	44	16	0	4
26	782	367	288	84	32	0	11
27	567	275	230	38	16	0	8
28	459	203	193	41	14	0	8
29	1,295	636	490	94	47	0	28
30	865	481	280	56	34	0	14
31	275	142	98	21	7	0	7
32	614	385	160	34	28	0	7
33	261	118	101	24	16	0	2
34	231	113	89	16	7	0	6
35	515	234	213	40	17	0	11
Henrietta	15,269	7,711	5,426	1,210	622	2	298
Riga							
1	733	231	380	79	24	0	19
2	630	185	332	89	15	0	9
3	318	111	167	31	6	1	2
4	456	114	252	68	14	0	8

MEMBER OF ASSEMBLY
138TH DISTRICT
DETAIL

LEGISLATIVE DISTRICT OR TOWN	TOTAL VOTES	HARRY B. BRONSON DEM	TRACY A. DIFLORIO REP	TRACY A. DIFLORIO CON	HARRY B. BRONSON WOR	SCATTER	BLANK AND VOID
Riga							
5	438	97	264	56	7	0	14
6	411	83	227	82	8	0	11
Riga	2,986	821	1,622	405	74	1	63
TOWNS	30,702	13,330	12,759	2,940	1,091	5	577
GRAND TOTAL:	46,131	23,716	14,806	3,465	3,160	18	966

MEMBER OF ASSEMBLY
139TH DISTRICT
SUMMARY

LEGISLATIVE DISTRICT OR TOWN	TOTAL VOTES	JENNIFER A.O. KEYS DEM	STEPHEN M. HAWLEY REP	STEPHEN M. HAWLEY CON	SCATTER	BLANK AND VOID
Clarkson	2,888	781	1,627	399	0	81
Hamlin	3,613	854	2,181	469	3	106
Sweden	4,331	1,593	2,093	545	1	99
GRAND TOTAL:	<u>10,832</u>	<u>3,228</u>	<u>5,901</u>	<u>1,413</u>	<u>4</u>	<u>286</u>

MEMBER OF ASSEMBLY
139TH DISTRICT
DETAIL

LEGISLATIVE DISTRICT OR TOWN	TOTAL VOTES	JENNIFER A.O. KEYS	STEPHEN M. HAWLEY	STEPHEN M. HAWLEY	SCATTER	BLANK AND VOID
		DEM	REP	CON		
Clarkson						
1	603	128	374	83	0	18
2	66	12	42	9	0	3
3	434	155	222	47	0	10
4	649	132	405	93	0	19
5	768	230	401	116	0	21
6	368	124	183	51	0	10
Clarkson	2,888	781	1,627	399	0	81
Hamlin						
1	373	107	216	33	0	17
2	408	91	250	59	0	8
3	423	97	247	67	0	12
4	307	40	219	42	0	6
5	373	87	221	61	0	4
6	312	95	181	26	2	8
7	499	137	273	69	0	20
8	257	51	166	33	0	7
9	222	49	144	22	0	7
10	439	100	264	57	1	17
Hamlin	3,613	854	2,181	469	3	106
Sweden						
1	444	184	204	48	0	8
2	168	80	60	21	0	7
3	430	209	171	44	0	6
4	505	200	224	67	0	14
5	113	61	43	7	0	2
6	373	151	172	42	0	8
7	365	147	160	48	0	10
8	384	106	221	49	0	8
9	375	132	194	40	0	9
10	653	151	375	110	1	16
11	128	64	53	10	0	1
12	393	108	216	59	0	10
Sweden	4,331	1,593	2,093	545	1	99
GRAND TOTAL:	10,832	3,228	5,901	1,413	4	286

FAMILY COURT JUDGE
SUMMARY

LEGISLATIVE DISTRICT OR TOWN	TOTAL VOTES	DERAL D. GIVENS	KRISTINE DEMO- VAZQUEZ	DERAL D. GIVENS	DERAL D. GIVENS	KRISTINE DEMO- VAZQUEZ	SCATTER	BLANK AND VOID
		DEM	REP	CON	WOR	IND		
Leg. Dist. 07	652	274	263	38	33	5	0	39
Leg. Dist. 16	12	10	1	1	0	0	0	0
Leg. Dist. 21	5,808	3,700	1,024	187	547	53	1	296
Leg. Dist. 22	2,806	2,020	324	55	125	22	0	260
Leg. Dist. 23	8,071	4,999	1,525	276	846	85	6	334
Leg. Dist. 24	4,753	2,970	667	115	743	70	5	183
Leg. Dist. 25	4,449	3,146	480	81	374	44	4	320
Leg. Dist. 26	3,953	1,961	1,393	192	157	56	2	192
Leg. Dist. 27	5,498	3,952	641	135	320	55	4	391
Leg. Dist. 28	2,797	1,719	645	110	115	21	0	187
Leg. Dist. 29	3,817	2,363	800	127	158	33	1	335
CITY	42,616	27,114	7,763	1,317	3,418	444	23	2,537
Brighton	15,739	9,846	3,748	524	1,039	172	4	406
Chili	12,447	4,477	6,158	998	358	124	3	329
Clarkson	2,888	748	1,665	305	51	29	0	90
East Rochester	2,244	1,015	937	118	93	14	0	67
Gates	10,809	4,048	5,379	624	276	138	2	342
Greece	37,404	12,488	19,469	2,772	798	502	9	1,366
Hamlin	3,613	791	2,253	321	69	35	4	140
Henrietta	15,269	6,972	6,331	823	533	212	4	394
Irondequoit	22,127	10,604	8,388	1,202	1,005	223	5	700
Mendon	4,910	2,075	2,179	347	144	38	3	124
Ogden	9,277	2,639	5,191	796	193	119	2	337
Parma	7,333	1,735	4,408	692	137	56	1	304
Penfield	19,033	8,422	8,112	1,238	596	164	3	498
Perinton	24,604	11,433	9,997	1,480	770	167	5	752
Pittsford	14,442	7,655	5,196	695	427	108	2	359
Riga	2,986	752	1,741	293	74	22	1	103
Rush	1,937	638	1,020	152	63	13	0	51
Sweden	4,331	1,472	2,125	434	122	45	1	132
Webster	21,745	8,362	10,397	1,602	549	144	2	689
Wheatland	2,229	748	1,144	194	51	29	0	63
TOWNS	<u>235,367</u>	<u>96,920</u>	<u>105,838</u>	<u>15,610</u>	<u>7,348</u>	<u>2,354</u>	<u>51</u>	<u>7,246</u>
GRAND TOTAL:	<u><u>277,983</u></u>	<u><u>124,034</u></u>	<u><u>113,601</u></u>	<u><u>16,927</u></u>	<u><u>10,766</u></u>	<u><u>2,798</u></u>	<u><u>74</u></u>	<u><u>9,783</u></u>

FAMILY COURT JUDGE
DETAIL

LEGISLATIVE DISTRICT OR TOWN	TOTAL VOTES	DERAL D. GIVENS	KRISTINE DEMO- VAZQUEZ	DERAL D. GIVENS	DERAL D. GIVENS	KRISTINE DEMO- VAZQUEZ	SCATTER	BLANK AND VOID
		DEM	REP	CON	WOR	IND		
Leg. Dist. 07								
1	422	172	182	20	23	4	0	21
2	230	102	81	18	10	1	0	18
Leg. Dist. 07	652	274	263	38	33	5	0	39
Leg. Dist. 16								
1	12	10	1	1	0	0	0	0
Leg. Dist. 16	12	10	1	1	0	0	0	0
Leg. Dist. 21								
1	281	148	71	11	41	2	0	8
2	207	119	40	12	26	2	0	8
3	139	82	38	4	11	1	0	3
4	120	85	20	1	5	0	0	9
5	186	123	21	6	30	3	0	3
6	274	176	37	7	30	5	0	19
7	366	222	71	14	37	3	0	19
8	121	82	9	0	23	1	0	6
9	366	213	70	16	51	2	0	14
10	390	292	50	10	19	3	0	16
11	154	96	28	6	6	0	0	18
12	555	334	109	18	55	5	0	34
13	192	125	18	5	32	4	0	8
14	92	61	16	3	9	0	0	3
15	224	150	44	7	17	2	0	4
16	82	43	25	2	1	0	0	11
17	211	131	39	7	24	2	0	8
18	120	87	11	5	7	0	0	10
19	66	48	11	1	1	0	0	5
20	136	87	28	6	7	3	0	5
21	167	124	30	2	6	1	0	4
22	206	139	27	6	16	0	0	18
23	190	124	35	4	7	2	0	18
24	394	229	88	19	39	5	0	14
25	158	118	14	3	12	2	1	8
26	80	51	9	0	12	2	0	6
27	100	77	11	2	5	0	0	5
28	38	17	12	2	6	0	0	1
29	95	61	17	4	4	1	0	8
30	16	11	4	1	0	0	0	0
31	82	45	21	3	8	2	0	3

FAMILY COURT JUDGE
DETAIL

LEGISLATIVE DISTRICT OR TOWN	TOTAL VOTES	DERAL D. GIVENS	KRISTINE DEMO- VAZQUEZ	DERAL D. GIVENS	DERAL D. GIVENS	KRISTINE DEMO- VAZQUEZ	SCATTER	BLANK AND VOID
		DEM	REP	CON	WOR	IND		
Leg. Dist. 21	5,808	3,700	1,024	187	547	53	1	296
Leg. Dist. 22								
1	193	131	37	5	4	0	0	16
2	40	22	10	1	1	1	0	5
3	89	52	16	3	2	2	0	14
4	63	44	3	3	2	1	0	10
5	100	74	9	1	1	3	0	12
6	104	89	4	0	0	0	0	11
7	39	23	5	1	1	3	0	6
8	114	81	20	2	3	1	0	7
9	75	62	5	1	1	1	0	5
10	99	79	6	0	1	0	0	13
11	186	129	15	2	20	1	0	19
12	87	65	9	1	0	1	0	11
13	42	31	0	0	3	0	0	8
14	108	89	12	2	0	0	0	5
15	102	79	7	4	6	0	0	6
16	45	36	5	1	2	0	0	1
17	50	42	2	1	2	0	0	3
18	57	42	7	1	1	1	0	5
19	36	32	0	0	0	0	0	4
20	143	91	16	4	9	1	0	22
21	63	40	8	2	5	0	0	8
22	130	89	20	2	3	1	0	15
23	64	53	3	0	1	0	0	7
24	55	41	6	2	2	0	0	4
25	385	258	61	12	29	2	0	23
26	140	96	21	1	16	0	0	6
27	148	117	10	2	9	3	0	7
28	16	10	1	1	0	0	0	4
29	0	0	0	0	0	0	0	0
30	33	23	6	0	1	0	0	3
31	0	0	0	0	0	0	0	0
32	0	0	0	0	0	0	0	0
Leg. Dist. 22	2,806	2,020	324	55	125	22	0	260
Leg. Dist. 23								
1	145	99	32	5	5	0	0	4
2	253	143	47	5	44	5	1	8
3	202	115	41	4	32	3	0	7

FAMILY COURT JUDGE
DETAIL

LEGISLATIVE DISTRICT OR TOWN	TOTAL VOTES	DERAL D. GIVENS	KRISTINE DEMO- VAZQUEZ	DERAL D. GIVENS	DERAL D. GIVENS	KRISTINE DEMO- VAZQUEZ	SCATTER	BLANK AND VOID
		DEM	REP	CON	WOR	IND		
Leg. Dist. 23								
4	417	276	60	17	46	5	0	13
5	169	119	18	3	19	1	0	9
6	176	106	39	2	17	3	0	9
7	328	215	41	9	47	4	1	11
8	304	211	47	3	31	6	0	6
9	204	128	35	11	16	0	0	14
10	231	144	34	9	37	0	0	7
11	278	179	46	5	41	4	0	3
12	345	208	68	17	31	3	0	18
13	279	171	61	8	21	3	0	15
14	305	192	50	14	31	3	1	14
15	238	147	33	6	39	3	0	10
16	154	94	33	9	14	0	0	4
17	343	223	63	7	23	6	1	20
18	577	341	130	23	49	5	1	28
19	306	167	89	9	24	1	0	16
20	332	219	49	14	37	5	0	8
21	296	175	52	16	35	6	0	12
22	234	141	57	6	18	2	0	10
23	95	65	13	3	7	1	1	5
24	228	124	66	10	13	1	0	14
25	431	248	106	13	47	0	0	17
26	471	288	96	20	41	6	0	20
27	250	158	41	18	24	3	0	6
28	330	199	58	8	46	4	0	15
29	40	26	7	0	3	0	0	4
30	2	0	0	0	0	0	0	2
31	94	69	12	0	6	2	0	5
32	14	9	1	2	2	0	0	0
33	0	0	0	0	0	0	0	0
34	0	0	0	0	0	0	0	0
Leg. Dist. 23	8,071	4,999	1,525	276	846	85	6	334
Leg. Dist. 24								
1	377	249	37	4	66	8	0	13
2	188	117	26	2	34	4	0	5
3	198	127	18	9	32	6	0	6
4	380	237	48	6	68	5	0	16
5	244	150	48	8	24	2	0	12

FAMILY COURT JUDGE
DETAIL

LEGISLATIVE DISTRICT OR TOWN	TOTAL VOTES	DERAL D. GIVENS	KRISTINE DEMO- VAZQUEZ	DERAL D. GIVENS	DERAL D. GIVENS	KRISTINE DEMO- VAZQUEZ	SCATTER	BLANK AND VOID
		DEM	REP	CON	WOR	IND		
Leg. Dist. 24								
6	215	140	38	8	24	2	1	2
7	143	80	36	7	11	3	1	5
8	212	127	29	8	35	4	0	9
9	184	119	42	8	7	3	0	5
10	415	260	42	9	89	1	2	12
11	102	67	18	3	6	0	0	8
12	34	20	8	0	0	0	0	6
13	334	221	29	5	68	0	0	11
14	341	199	48	4	69	4	0	17
15	331	200	64	7	26	11	0	23
16	306	189	49	8	47	6	0	7
17	17	8	6	1	1	0	0	1
18	313	193	41	11	45	9	1	13
19	51	34	2	0	13	0	0	2
20	59	28	9	1	17	0	0	4
21	67	45	5	1	14	1	0	1
22	108	67	10	4	23	1	0	3
23	101	71	8	0	20	0	0	2
24	17	14	1	0	2	0	0	0
25	15	8	5	1	1	0	0	0
26	1	0	0	0	1	0	0	0
Leg. Dist. 24	4,753	2,970	667	115	743	70	5	183
Leg. Dist. 25								
1	351	252	50	8	25	0	0	16
2	172	130	12	3	8	0	0	19
3	231	168	25	4	9	3	0	22
4	80	64	4	3	2	1	1	5
5	155	122	13	2	4	0	0	14
6	180	103	27	3	35	3	0	9
7	198	152	9	3	5	2	0	27
8	173	144	9	1	4	1	1	13
9	75	61	5	0	3	0	0	6
10	218	159	19	3	24	4	0	9
11	66	54	1	0	4	0	0	7
12	164	103	9	7	36	3	0	6
13	138	111	6	3	7	3	0	8
14	128	72	16	3	29	2	0	6
15	133	113	7	1	3	1	0	8

FAMILY COURT JUDGE
DETAIL

LEGISLATIVE DISTRICT OR TOWN	TOTAL VOTES	DERAL D. GIVENS	KRISTINE DEMO- VAZQUEZ	DERAL D. GIVENS	DERAL D. GIVENS	KRISTINE DEMO- VAZQUEZ	SCATTER	BLANK AND VOID
		DEM	REP	CON	WOR	IND		
Leg. Dist. 25								
16	139	93	17	1	5	2	0	21
17	100	86	3	1	1	0	0	9
18	229	171	22	2	8	3	0	23
19	172	121	29	5	7	1	0	9
20	126	79	24	5	13	2	0	3
21	125	81	24	3	3	1	0	13
22	181	122	21	4	21	4	0	9
23	30	20	1	0	9	0	0	0
24	40	25	11	0	0	0	0	4
25	365	242	48	10	21	2	1	41
26	49	31	5	0	12	0	0	1
27	62	40	11	2	5	0	0	4
28	31	17	4	0	8	2	0	0
29	39	22	5	2	9	0	0	1
30	137	94	16	2	19	1	0	5
31	115	65	19	0	27	2	1	1
32	3	3	0	0	0	0	0	0
33	44	26	8	0	8	1	0	1
Leg. Dist. 25	4,449	3,146	480	81	374	44	4	320
Leg. Dist. 26								
1	475	220	180	28	18	8	0	21
2	188	76	88	8	8	1	0	7
3	158	78	54	6	8	2	0	10
4	224	98	96	11	7	3	0	9
5	198	97	70	10	10	2	0	9
6	176	113	37	8	7	3	0	8
7	173	94	56	9	2	2	0	10
8	223	144	57	6	6	2	0	8
9	227	133	57	10	18	2	1	6
10	186	106	44	10	8	3	0	15
11	240	132	77	12	6	4	0	9
12	281	120	122	13	8	3	0	15
13	273	106	116	19	9	5	0	18
14	297	133	108	21	13	5	0	17
15	175	110	38	6	13	2	0	6
16	251	111	109	8	10	4	0	9
17	208	90	84	7	6	5	1	15
Leg. Dist. 26	3,953	1,961	1,393	192	157	56	2	192

FAMILY COURT JUDGE
DETAIL

LEGISLATIVE DISTRICT OR TOWN	TOTAL VOTES	DERAL D. GIVENS	KRISTINE DEMO- VAZQUEZ	DERAL D. GIVENS	DERAL D. GIVENS	KRISTINE DEMO- VAZQUEZ	SCATTER	BLANK AND VOID
		DEM	REP	CON	WOR	IND		
Leg. Dist. 27								
1	301	200	53	17	11	4	1	15
2	318	244	28	9	18	1	0	18
3	262	180	34	9	27	2	0	10
4	275	201	26	8	25	4	0	11
5	261	206	20	3	17	2	0	13
6	200	154	13	7	7	0	0	19
7	252	175	39	4	19	4	0	11
8	352	258	29	4	8	3	0	50
9	279	197	21	7	24	2	0	28
10	255	168	38	10	22	1	0	16
11	260	194	24	5	14	2	0	21
12	180	122	28	3	15	2	0	10
13	226	177	6	4	13	1	0	25
14	169	123	18	3	9	0	0	16
15	210	167	11	4	14	2	0	12
16	238	184	18	3	15	6	2	10
17	237	183	26	3	8	1	0	16
18	207	116	54	8	11	5	0	13
19	269	215	16	1	10	1	1	25
20	128	98	9	3	0	1	0	17
21	116	85	13	1	8	2	0	7
22	160	90	47	9	2	3	0	9
23	139	101	14	3	12	2	0	7
24	0	0	0	0	0	0	0	0
25	91	54	21	4	5	2	0	5
26	113	60	35	3	6	2	0	7
27	0	0	0	0	0	0	0	0
Leg. Dist. 27	5,498	3,952	641	135	320	55	4	391
Leg. Dist. 28								
1	166	123	24	5	2	3	0	9
2	41	15	15	2	6	0	0	3
3	74	52	15	1	2	0	0	4
4	130	73	33	2	4	2	0	16
5	108	64	30	3	3	0	0	8
6	246	148	61	11	13	2	0	11
7	283	157	85	12	9	3	0	17
8	125	84	16	4	1	1	0	19
9	178	113	46	6	7	1	0	5

FAMILY COURT JUDGE
DETAIL

LEGISLATIVE DISTRICT OR TOWN	TOTAL VOTES	DERAL D. GIVENS	KRISTINE DEMO- VAZQUEZ	DERAL D. GIVENS	DERAL D. GIVENS	KRISTINE DEMO- VAZQUEZ	SCATTER	BLANK AND VOID
		DEM	REP	CON	WOR	IND		
Leg. Dist. 28								
10	53	33	10	2	2	0	0	6
11	107	61	20	6	4	3	0	13
12	79	45	21	2	4	1	0	6
13	139	85	34	10	4	1	0	5
14	148	98	26	9	3	1	0	11
15	42	25	10	2	3	0	0	2
16	153	91	43	4	8	1	0	6
17	19	8	7	0	0	0	0	4
18	166	118	27	4	7	1	0	9
19	2	2	0	0	0	0	0	0
20	210	114	57	10	14	1	0	14
21	196	116	45	11	17	0	0	7
22	80	56	14	3	0	0	0	7
23	52	38	6	1	2	0	0	5
Leg. Dist. 28	2,797	1,719	645	110	115	21	0	187
Leg. Dist. 29								
1	18	9	5	1	3	0	0	0
2	38	22	4	4	1	0	0	7
3	9	5	1	0	0	1	0	2
4	227	131	62	5	14	1	0	14
5	189	115	45	10	3	2	0	14
6	89	58	22	2	0	2	0	5
7	141	75	38	6	12	4	0	6
8	41	30	6	2	0	0	0	3
9	295	183	71	7	10	2	0	22
10	214	145	39	6	4	0	0	20
11	194	107	53	7	9	0	0	18
12	198	123	40	6	9	0	0	20
13	76	56	11	0	4	0	0	5
14	70	37	21	0	2	0	0	10
15	147	95	25	3	6	2	0	16
16	46	32	10	1	0	1	0	2
17	123	69	35	8	3	0	0	8
18	252	136	62	10	22	4	0	18
19	89	57	20	4	1	3	0	4
20	218	154	26	5	6	3	0	24
21	236	128	51	16	19	3	0	19
22	96	72	6	2	2	0	0	14

FAMILY COURT JUDGE
DETAIL

LEGISLATIVE DISTRICT OR TOWN	TOTAL VOTES	DERAL D. GIVENS	KRISTINE DEMO- VAZQUEZ	DERAL D. GIVENS	DERAL D. GIVENS	KRISTINE DEMO- VAZQUEZ	SCATTER	BLANK AND VOID
		DEM	REP	CON	WOR	IND		
Leg. Dist. 29								
23	159	91	36	5	1	2	0	24
24	230	152	38	7	12	1	1	19
25	38	27	3	2	2	0	0	4
26	78	52	10	2	3	2	0	9
27	0	0	0	0	0	0	0	0
28	2	2	0	0	0	0	0	0
29	29	19	8	0	1	0	0	1
30	14	4	3	1	3	0	0	3
31	16	8	4	0	1	0	0	3
32	19	14	2	2	1	0	0	0
33	226	155	43	3	4	0	0	21
Leg. Dist. 29	<u>3,817</u>	<u>2,363</u>	<u>800</u>	<u>127</u>	<u>158</u>	<u>33</u>	<u>1</u>	<u>335</u>
CITY Brighton	42,616	27,114	7,763	1,317	3,418	444	23	2,537
1	434	293	85	9	35	6	0	6
2	252	111	103	12	16	4	0	6
3	310	180	87	6	21	4	0	12
4	410	253	90	16	35	8	0	8
5	381	239	68	10	45	3	0	16
6	531	328	141	16	32	4	0	10
7	318	180	83	12	21	7	0	15
8	381	196	147	13	10	4	0	11
9	357	217	82	14	30	9	0	5
10	429	306	82	11	18	3	0	9
11	450	272	96	23	41	8	0	10
12	484	317	82	24	46	2	0	13
13	272	188	50	13	10	1	0	10
14	296	187	51	6	37	7	0	8
15	324	209	66	18	23	3	0	5
16	262	130	109	13	1	3	0	6
17	218	148	45	6	4	1	0	14
18	357	236	65	11	35	5	1	4
19	231	163	47	8	6	2	0	5
20	289	187	65	3	25	3	0	6
21	321	209	67	7	27	4	0	7
22	394	266	85	12	20	2	0	9
23	306	214	55	8	18	4	0	7
24	414	247	113	16	12	4	0	22

FAMILY COURT JUDGE
DETAIL

LEGISLATIVE DISTRICT OR TOWN	TOTAL VOTES	DERAL D. GIVENS	KRISTINE DEMO- VAZQUEZ	DERAL D. GIVENS	DERAL D. GIVENS	KRISTINE DEMO- VAZQUEZ	SCATTER	BLANK AND VOID
		DEM	REP	CON	WOR	IND		
Brighton								
25	296	186	59	10	33	2	0	6
26	269	133	102	7	16	6	1	4
27	290	188	79	5	12	3	0	3
28	482	312	104	8	42	3	0	13
29	242	118	98	7	12	3	0	4
30	541	332	125	18	29	8	0	29
31	319	222	53	6	26	4	0	8
32	398	252	81	14	35	7	0	9
33	418	273	95	18	22	1	0	9
34	377	227	103	13	23	3	0	8
35	315	211	56	9	26	3	0	10
36	328	204	67	17	25	4	0	11
37	248	172	45	11	14	1	0	5
38	383	226	110	15	24	2	0	6
39	314	187	86	10	18	6	0	7
40	601	409	126	15	35	2	2	12
41	471	294	127	10	25	7	0	8
42	117	77	25	3	9	1	0	2
43	338	197	101	12	14	2	0	12
44	142	86	38	8	7	0	0	3
45	223	125	59	12	19	2	0	6
46	206	139	45	9	5	1	0	7
Brighton	15,739	9,846	3,748	524	1,039	172	4	406
Brighton Chili								
1	261	93	112	36	6	4	0	10
2	464	96	273	63	15	6	0	11
3	388	141	184	33	14	1	0	15
4	286	83	163	23	10	1	0	6
5	349	124	166	35	14	3	0	7
6	342	109	176	31	10	7	0	9
7	234	104	107	11	8	3	0	1
8	372	109	210	32	12	4	0	5
9	377	156	171	19	13	6	1	11
10	224	65	110	31	6	3	0	9
11	404	144	200	38	15	0	0	7
12	338	119	179	22	10	2	0	6
13	505	182	265	37	7	5	0	9
14	349	104	185	30	17	3	1	9

FAMILY COURT JUDGE
DETAIL

LEGISLATIVE DISTRICT OR TOWN	TOTAL VOTES	DERAL D. GIVENS	KRISTINE DEMO- VAZQUEZ	DERAL D. GIVENS	DERAL D. GIVENS	KRISTINE DEMO- VAZQUEZ	SCATTER	BLANK AND VOID
		DEM	REP	CON	WOR	IND		
Chili								
15	299	120	141	22	4	2	0	10
16	716	243	388	50	11	3	0	21
17	926	301	495	74	13	7	0	36
18	377	119	203	32	6	5	0	12
19	319	126	143	23	12	3	0	12
20	488	212	203	33	19	5	0	16
21	248	82	121	20	11	3	0	11
22	451	245	153	21	13	5	0	14
23	317	106	171	21	11	1	0	7
24	769	312	349	59	16	7	1	25
25	273	142	98	7	10	11	0	5
26	468	111	279	54	9	8	0	7
27	333	127	158	25	16	1	0	6
28	287	118	130	22	4	2	0	11
29	264	84	144	22	10	2	0	2
30	203	88	87	18	3	4	0	3
31	351	159	149	22	14	3	0	4
32	465	153	245	32	19	4	0	12
Chili	12,447	4,477	6,158	998	358	124	3	329
Clarkson								
1	603	124	387	59	8	8	0	17
2	66	14	40	8	2	0	0	2
3	434	153	221	35	5	2	0	18
4	649	123	407	71	13	11	0	24
5	768	217	419	94	13	6	0	19
6	368	117	191	38	10	2	0	10
Clarkson	2,888	748	1,665	305	51	29	0	90
East Rochester								
1	335	134	165	10	11	0	0	15
2	313	135	127	20	17	3	0	11
3	318	123	141	27	13	5	0	9
4	303	152	119	7	13	2	0	10
5	287	137	113	15	14	1	0	7
6	376	189	143	20	12	1	0	11
7	312	145	129	19	13	2	0	4
East Rochester	2,244	1,015	937	118	93	14	0	67
Gates								
1	223	106	80	16	13	5	0	3

FAMILY COURT JUDGE
DETAIL

LEGISLATIVE DISTRICT OR TOWN	TOTAL VOTES	DERAL D. GIVENS	KRISTINE DEMO- VAZQUEZ	DERAL D. GIVENS	DERAL D. GIVENS	KRISTINE DEMO- VAZQUEZ	SCATTER	BLANK AND VOID
		DEM	REP	CON	WOR	IND		
Gates								
2	276	96	148	12	5	0	0	15
3	277	119	129	9	8	2	0	10
4	315	116	156	21	8	5	0	9
5	357	136	163	23	13	3	0	19
6	301	130	131	16	11	2	0	11
7	778	252	438	46	13	10	0	19
8	238	72	133	12	9	3	0	9
9	332	121	172	15	7	2	0	15
10	195	92	84	9	4	4	0	2
11	250	93	117	19	10	4	0	7
12	208	77	105	9	4	2	0	11
13	320	117	151	21	15	3	0	13
14	243	95	119	15	4	4	0	6
15	480	172	247	25	11	7	0	18
16	261	116	114	13	5	8	0	5
17	299	115	137	25	8	5	0	9
18	372	106	216	30	5	4	0	11
19	277	102	137	21	5	4	0	8
20	321	132	148	20	9	6	0	6
21	286	107	144	10	9	3	0	13
22	234	103	97	15	8	2	0	9
23	307	113	164	13	5	5	0	7
24	722	304	333	41	19	8	0	17
25	198	64	104	14	6	4	0	6
26	403	97	247	30	7	9	0	13
27	414	180	192	24	3	4	0	11
28	248	87	122	14	6	4	0	15
29	278	129	125	12	3	4	0	5
30	212	68	120	9	3	4	0	8
31	246	85	127	16	6	1	1	10
32	317	124	149	17	17	3	0	7
33	147	66	67	7	3	2	0	2
34	259	80	147	15	7	1	1	8
35	215	76	116	10	7	1	0	5
Gates	10,809	4,048	5,379	624	276	138	2	342
Greece								
1	292	103	143	28	8	2	0	8
2	428	107	249	34	12	8	0	18

FAMILY COURT JUDGE
DETAIL

LEGISLATIVE DISTRICT OR TOWN	TOTAL VOTES	DERAL D. GIVENS	KRISTINE DEMO- VAZQUEZ	DERAL D. GIVENS	DERAL D. GIVENS	KRISTINE DEMO- VAZQUEZ	SCATTER	BLANK AND VOID
		DEM	REP	CON	WOR	IND		
Greece								
3	229	72	120	21	10	1	0	5
4	262	110	120	18	4	2	0	8
5	219	88	96	13	10	3	0	9
6	188	74	82	14	5	3	0	10
7	312	104	163	15	13	3	0	14
8	249	82	121	22	13	4	0	7
9	283	110	137	15	7	6	1	7
10	279	94	141	17	10	10	0	7
11	153	67	70	7	5	2	0	2
12	182	64	83	16	8	3	0	8
13	252	85	124	21	7	5	0	10
14	215	88	95	13	12	4	0	3
15	297	96	167	15	3	4	1	11
16	209	72	104	16	3	4	1	9
17	412	138	225	22	8	6	0	13
18	365	121	193	25	10	8	0	8
19	261	94	122	14	16	3	0	12
20	283	113	127	20	5	6	0	12
21	290	92	146	25	10	7	0	10
22	212	70	119	10	3	4	0	6
23	392	147	183	35	7	3	0	17
24	448	127	276	24	7	3	0	11
25	278	110	120	27	4	5	0	12
26	235	87	114	19	6	4	0	5
27	567	191	292	39	11	7	0	27
28	415	118	240	28	6	6	0	17
29	326	116	166	28	7	4	0	5
30	212	72	105	11	7	3	0	14
31	248	78	124	21	6	6	0	13
32	263	90	131	18	12	8	0	4
33	398	110	231	27	12	2	0	16
34	385	115	205	36	6	6	0	17
35	303	103	148	22	14	5	0	11
36	374	126	200	21	10	1	0	16
37	246	71	137	20	5	1	0	12
38	494	152	261	45	13	4	0	19
39	204	76	105	10	3	2	0	8
40	255	102	108	22	7	3	0	13

FAMILY COURT JUDGE
DETAIL

LEGISLATIVE DISTRICT OR TOWN	TOTAL VOTES	DERAL D. GIVENS	KRISTINE DEMO- VAZQUEZ	DERAL D. GIVENS	DERAL D. GIVENS	KRISTINE DEMO- VAZQUEZ	SCATTER	BLANK AND VOID
		DEM	REP	CON	WOR	IND		
Greece								
41	339	124	160	24	7	9	0	15
42	299	111	138	22	9	8	0	11
43	428	99	248	43	7	11	0	20
44	472	170	238	41	8	4	0	11
45	570	144	363	34	5	4	0	20
46	221	97	85	20	9	1	0	9
47	292	111	133	30	5	5	0	8
48	218	65	122	15	4	0	0	12
49	222	88	106	14	4	0	0	10
50	294	103	155	17	6	4	0	9
51	195	70	101	14	5	1	0	4
52	428	147	225	26	14	7	0	9
53	228	95	102	13	4	2	0	12
54	415	102	253	35	5	2	0	18
55	249	72	143	20	2	2	0	10
56	366	138	181	21	7	1	0	18
57	318	96	176	21	7	6	0	12
58	412	143	212	35	7	6	0	9
59	182	92	57	10	10	4	0	9
60	270	93	138	21	4	3	0	11
61	303	118	141	18	4	7	0	15
62	395	136	189	33	13	5	0	19
63	338	127	155	23	15	4	0	14
64	278	103	144	13	5	6	1	6
65	342	130	169	17	5	5	0	16
66	174	62	91	6	3	2	0	10
67	290	62	185	24	7	0	0	12
68	373	102	200	38	13	6	0	14
69	215	70	112	15	8	4	0	6
70	1,123	278	698	74	14	16	0	43
71	403	147	198	26	8	4	0	20
72	500	171	258	38	7	9	0	17
73	146	57	71	11	2	1	0	4
74	274	110	129	13	5	7	0	10
75	225	83	114	12	4	5	0	7
76	305	82	177	26	5	2	0	13
77	330	121	163	25	7	1	0	13
78	220	79	107	16	5	3	0	10

FAMILY COURT JUDGE
DETAIL

LEGISLATIVE DISTRICT OR TOWN	TOTAL VOTES	DERAL D. GIVENS	KRISTINE DEMO- VAZQUEZ	DERAL D. GIVENS	DERAL D. GIVENS	KRISTINE DEMO- VAZQUEZ	SCATTER	BLANK AND VOID
		DEM	REP	CON	WOR	IND		
Greece								
79	722	208	399	60	14	9	0	32
80	456	148	238	42	7	2	0	19
81	221	72	113	20	6	1	0	9
82	365	182	123	26	14	5	0	15
83	176	62	70	19	8	6	0	11
84	413	137	212	32	12	6	0	14
85	412	129	224	32	4	8	0	15
86	405	112	230	35	2	7	0	19
87	290	110	149	22	3	2	0	4
88	443	166	216	35	8	4	0	14
89	271	109	130	14	4	2	0	12
90	440	110	267	34	6	9	0	14
91	649	205	353	63	4	8	1	15
92	547	193	272	38	14	7	1	22
93	447	193	203	28	5	7	0	11
94	389	142	194	23	15	4	0	11
95	250	94	114	19	6	8	1	8
96	392	179	170	22	4	6	0	11
97	616	213	313	53	2	5	2	28
98	544	186	271	40	17	12	0	18
99	406	104	242	33	7	5	0	15
100	547	191	286	40	8	3	0	19
101	231	58	138	19	3	5	0	8
102	546	173	326	27	5	4	0	11
103	404	118	217	40	12	2	0	15
104	278	79	155	29	1	5	0	9
105	463	135	267	42	5	3	0	11
106	330	86	195	32	5	0	0	12
107	290	69	181	18	6	6	0	10
108	354	104	205	29	3	2	0	11
109	540	188	266	48	4	11	0	23
Greece	37,404	12,488	19,469	2,772	798	502	9	1,366
Hamlin								
1	373	94	224	27	9	3	0	16
2	408	89	254	37	8	7	0	13
3	423	97	263	38	9	2	0	14
4	307	49	203	34	3	4	0	14
5	373	81	226	51	6	0	0	9

FAMILY COURT JUDGE
DETAIL

LEGISLATIVE DISTRICT OR TOWN	TOTAL VOTES	DERAL D. GIVENS	KRISTINE DEMO- VAZQUEZ	DERAL D. GIVENS	DERAL D. GIVENS	KRISTINE DEMO- VAZQUEZ	SCATTER	BLANK AND VOID
		DEM	REP	CON	WOR	IND		
Hamlin								
6	312	83	185	22	7	2	3	10
7	499	115	303	37	15	8	0	21
8	257	46	171	21	6	5	0	8
9	222	45	147	16	2	1	0	11
10	439	92	277	38	4	3	1	24
Hamlin	3,613	791	2,253	321	69	35	4	140
Henrietta								
1	437	167	228	16	12	2	0	12
2	405	171	169	28	18	5	0	14
3	192	105	56	11	15	2	0	3
4	391	216	132	14	13	6	0	10
5	376	152	165	27	12	7	0	13
6	322	128	141	16	12	14	0	11
7	295	126	121	22	11	3	0	12
8	303	114	144	20	12	4	0	9
9	235	114	94	12	4	3	0	8
10	364	138	175	27	9	6	0	9
11	304	141	120	13	10	7	0	13
12	330	146	142	25	8	3	0	6
13	660	338	246	31	25	8	0	12
14	285	134	120	14	7	4	0	6
15	583	286	214	29	27	6	0	21
16	210	80	105	4	9	3	0	9
17	394	183	158	22	15	6	1	9
18	394	171	182	12	11	8	0	10
19	317	138	138	21	14	5	0	1
20	596	279	232	30	27	8	0	20
21	286	128	126	14	10	2	0	6
22	541	265	222	27	12	4	0	11
23	370	160	143	30	19	8	1	9
24	468	248	144	22	30	5	1	18
25	347	130	163	26	14	8	0	6
26	782	330	352	47	23	11	0	19
27	567	241	270	26	10	8	0	12
28	459	183	230	17	14	5	0	10
29	1,295	602	527	77	39	17	1	32
30	865	449	308	53	21	15	0	19
31	275	129	116	13	8	3	0	6

FAMILY COURT JUDGE
DETAIL

LEGISLATIVE DISTRICT OR TOWN	TOTAL VOTES	DERAL D. GIVENS	KRISTINE DEMO- VAZQUEZ	DERAL D. GIVENS	DERAL D. GIVENS	KRISTINE DEMO- VAZQUEZ	SCATTER	BLANK AND VOID
		DEM	REP	CON	WOR	IND		
Henrietta								
32	614	355	193	26	22	4	0	14
33	261	111	112	18	16	3	0	1
34	231	100	105	9	6	4	0	7
35	515	214	238	24	18	5	0	16
Henrietta	15,269	6,972	6,331	823	533	212	4	394
Irondequoit								
1	457	236	160	28	17	2	0	14
2	275	115	118	17	15	5	0	5
3	380	168	159	24	14	2	0	13
4	138	60	60	11	3	0	0	4
5	321	166	111	18	18	3	0	5
6	532	288	164	32	38	3	0	7
7	455	228	159	31	22	4	0	11
8	369	158	156	27	14	4	0	10
9	351	139	165	11	14	6	0	16
10	363	186	127	22	8	5	0	15
11	200	87	85	11	9	2	0	6
12	306	169	90	11	17	3	0	16
13	454	253	138	17	31	3	0	12
14	485	199	209	34	21	5	1	16
15	417	199	166	21	18	2	0	11
16	604	296	225	29	19	5	0	30
17	239	123	79	14	19	0	0	4
18	354	158	141	21	16	4	0	14
19	402	249	100	16	24	3	0	10
20	302	135	131	17	7	4	0	8
21	369	197	118	18	24	5	1	6
22	400	190	140	28	28	5	0	9
23	318	161	116	12	14	6	0	9
24	312	149	110	24	19	3	0	7
25	334	159	122	26	16	2	0	9
26	228	123	81	13	6	2	0	3
27	229	111	93	11	9	1	0	4
28	325	109	166	27	6	4	0	13
29	313	154	116	13	17	1	0	12
30	320	146	136	18	14	5	0	1
31	442	227	159	15	29	2	1	9
32	361	202	102	16	32	2	0	7

FAMILY COURT JUDGE
DETAIL

LEGISLATIVE DISTRICT OR TOWN	TOTAL VOTES	DERAL D. GIVENS	KRISTINE DEMO- VAZQUEZ	DERAL D. GIVENS	DERAL D. GIVENS	KRISTINE DEMO- VAZQUEZ	SCATTER	BLANK AND VOID
		DEM	REP	CON	WOR	IND		
Mendon								
1	640	283	283	44	12	3	0	15
2	583	275	221	35	30	5	0	17
3	617	255	266	47	21	4	2	22
4	455	222	179	21	15	3	0	15
5	606	269	252	48	19	7	0	11
6	610	221	293	59	14	8	1	14
7	653	247	322	52	14	5	0	13
8	258	110	126	11	7	0	0	4
9	488	193	237	30	12	3	0	13
Mendon	4,910	2,075	2,179	347	144	38	3	124
Ogden								
1	414	155	189	44	8	6	0	12
2	389	124	214	24	8	2	0	17
3	682	200	383	51	15	9	0	24
4	387	93	239	31	5	7	0	12
5	408	99	230	44	11	9	0	15
6	550	181	290	37	7	10	0	25
7	290	62	174	26	7	4	0	17
8	484	141	277	36	5	5	0	20
9	413	145	208	26	12	5	0	17
10	412	136	216	31	8	6	0	15
11	470	122	276	48	2	7	0	15
12	632	142	385	66	14	6	0	19
13	445	138	227	31	17	11	0	21
14	379	117	215	29	5	6	1	6
15	603	155	351	62	7	4	1	23
16	302	53	194	39	5	3	0	8
17	401	98	235	36	11	5	0	16
18	628	218	320	46	22	4	0	18
19	470	136	272	30	9	6	0	17
20	518	124	296	59	15	4	0	20
Ogden	9,277	2,639	5,191	796	193	119	2	337
Parma								
1	539	148	291	63	14	2	0	21
2	558	134	333	44	11	4	0	32
3	412	96	250	40	7	4	0	15
4	479	72	324	57	12	2	0	12
5	292	77	169	21	7	6	0	12

FAMILY COURT JUDGE
DETAIL

LEGISLATIVE DISTRICT OR TOWN	TOTAL VOTES	DERAL D. GIVENS	KRISTINE DEMO- VAZQUEZ	DERAL D. GIVENS	DERAL D. GIVENS	KRISTINE DEMO- VAZQUEZ	SCATTER	BLANK AND VOID
		DEM	REP	CON	WOR	IND		
Parma								
6	249	39	166	27	2	1	0	14
7	414	102	243	42	8	3	0	16
8	519	155	273	52	11	1	0	27
9	509	103	330	46	7	4	0	19
10	437	82	276	46	6	3	0	24
11	500	146	278	47	8	1	0	20
12	528	161	293	46	9	5	0	14
13	970	210	626	78	9	10	1	36
14	364	93	223	25	7	2	0	14
15	563	117	333	58	19	8	0	28
	<u>7,333</u>	<u>1,735</u>	<u>4,408</u>	<u>692</u>	<u>137</u>	<u>56</u>	<u>1</u>	<u>304</u>
Parma								
Penfield								
1	205	98	78	13	7	3	0	6
2	367	181	132	22	23	0	0	9
3	433	180	188	34	11	5	0	15
4	681	229	348	69	14	4	0	17
5	486	223	196	27	24	5	0	11
6	370	117	209	23	10	1	0	10
7	391	207	116	29	20	4	0	15
8	211	75	108	14	4	3	1	6
9	472	285	135	22	17	3	0	10
10	303	142	111	22	16	2	0	10
11	260	95	129	15	11	3	0	7
12	407	223	124	22	23	1	0	14
13	598	260	260	43	14	2	0	19
14	551	150	304	57	18	3	0	19
15	657	313	262	35	11	10	0	26
16	187	92	69	11	7	2	0	6
17	430	205	174	24	14	4	0	9
18	302	140	129	14	13	1	0	5
19	594	283	230	41	21	4	0	15
20	500	216	232	20	16	3	1	12
21	477	251	171	29	13	6	0	7
22	460	269	144	17	19	3	0	8
23	654	304	271	40	22	4	0	13
24	570	246	242	40	23	6	0	13
25	358	138	174	28	10	3	0	5
26	283	103	135	23	13	4	0	5

FAMILY COURT JUDGE
DETAIL

LEGISLATIVE DISTRICT OR TOWN	TOTAL VOTES	DERAL D. GIVENS	KRISTINE DEMO- VAZQUEZ	DERAL D. GIVENS	DERAL D. GIVENS	KRISTINE DEMO- VAZQUEZ	SCATTER	BLANK AND VOID
		DEM	REP	CON	WOR	IND		
Penfield								
27	447	220	174	26	9	3	1	14
28	359	151	146	41	6	3	0	12
29	562	283	200	31	29	4	0	15
30	900	360	403	76	21	6	0	34
31	383	189	153	18	11	5	0	7
32	179	107	49	12	5	2	0	4
33	386	169	154	23	20	4	0	16
34	572	241	266	34	12	6	0	13
35	620	303	242	29	21	8	0	17
36	447	218	165	27	20	6	0	11
37	890	331	460	58	11	9	0	21
38	290	120	135	16	9	3	0	7
39	329	142	142	29	8	3	0	5
40	420	178	205	21	3	3	0	10
41	578	226	296	31	10	4	0	11
42	464	159	251	32	7	6	0	9
Penfield	19,033	8,422	8,112	1,238	596	164	3	498
Perinton								
1	746	319	325	52	20	6	0	24
2	518	269	184	29	18	4	0	14
3	365	175	139	32	7	1	0	11
4	401	201	140	25	17	4	0	14
5	213	108	81	8	11	2	0	3
6	353	201	98	20	15	4	0	15
7	495	233	193	27	22	5	0	15
8	414	207	153	28	12	0	1	13
9	569	238	257	36	15	6	0	17
10	493	249	183	21	19	6	0	15
11	282	123	112	25	11	0	0	11
12	405	200	153	23	18	1	0	10
13	382	177	153	27	11	1	0	13
14	408	179	179	29	6	1	0	14
15	472	215	197	26	15	4	0	15
16	347	154	143	24	10	3	0	13
17	420	219	138	25	21	1	0	16
18	399	181	149	27	19	3	1	19
19	361	164	153	19	11	1	0	13
20	391	182	162	20	10	3	0	14

FAMILY COURT JUDGE
DETAIL

LEGISLATIVE DISTRICT OR TOWN	TOTAL VOTES	DERAL D. GIVENS	KRISTINE DEMO- VAZQUEZ	DERAL D. GIVENS	DERAL D. GIVENS	KRISTINE DEMO- VAZQUEZ	SCATTER	BLANK AND VOID
		DEM	REP	CON	WOR	IND		
Pittsford								
1	348	191	109	21	17	2	0	8
2	376	218	103	23	20	2	0	10
3	590	328	201	17	16	4	0	24
4	524	295	178	28	12	2	0	9
5	320	193	91	14	14	2	1	5
6	250	150	67	7	4	4	0	18
7	196	109	63	9	9	3	0	3
8	408	180	185	23	7	3	0	10
9	404	180	175	20	13	3	0	13
10	613	315	237	24	21	7	0	9
11	366	170	151	15	14	3	0	13
12	458	254	157	26	8	2	0	11
13	280	137	99	15	22	4	0	3
14	506	251	202	23	11	6	0	13
15	295	131	120	15	17	1	0	11
16	353	194	113	22	15	2	0	7
17	488	284	150	19	19	2	0	14
18	365	204	119	18	13	2	0	9
19	249	98	115	25	3	2	0	6
20	436	239	142	25	16	3	0	11
21	413	248	123	16	11	2	0	13
22	499	280	167	23	16	3	0	10
23	357	166	145	18	11	6	0	11
24	454	247	160	17	10	4	0	16
25	483	251	176	29	3	4	0	20
26	423	199	171	27	15	7	1	3
27	379	218	131	17	7	4	0	2
28	414	234	154	12	9	1	0	4
29	389	168	168	29	8	3	0	13
30	387	227	132	12	8	1	0	7
31	505	256	203	19	10	3	0	14
32	463	248	166	17	13	4	0	15
33	783	422	289	36	21	3	0	12
34	668	370	234	34	14	4	0	12
Pittsford	14,442	7,655	5,196	695	427	108	2	359
Riga								
1	733	218	386	65	24	4	0	36
2	630	169	358	63	17	8	0	15

FAMILY COURT JUDGE
DETAIL

LEGISLATIVE DISTRICT OR TOWN	TOTAL VOTES	DERAL D. GIVENS	KRISTINE DEMO- VAZQUEZ	DERAL D. GIVENS	DERAL D. GIVENS	KRISTINE DEMO- VAZQUEZ	SCATTER	BLANK AND VOID
		DEM	REP	CON	WOR	IND		
Riga								
3	318	94	182	23	5	3	1	10
4	456	102	268	53	17	2	0	14
5	438	86	291	39	8	2	0	12
6	411	83	256	50	3	3	0	16
	<u>2,986</u>	<u>752</u>	<u>1,741</u>	<u>293</u>	<u>74</u>	<u>22</u>	<u>1</u>	<u>103</u>
Riga								
Rush								
1	525	182	266	41	17	6	0	13
2	360	84	219	35	9	1	0	12
3	478	177	232	35	17	3	0	14
4	574	195	303	41	20	3	0	12
	<u>1,937</u>	<u>638</u>	<u>1,020</u>	<u>152</u>	<u>63</u>	<u>13</u>	<u>0</u>	<u>51</u>
Rush								
Sweden								
1	444	175	206	35	15	1	0	12
2	168	73	66	13	7	3	0	6
3	430	197	166	35	15	6	0	11
4	505	186	223	58	14	4	0	20
5	113	56	45	3	6	2	0	1
6	373	135	176	35	14	5	0	8
7	365	133	166	42	11	3	0	10
8	384	94	224	37	12	5	0	12
9	375	122	190	37	12	3	0	11
10	653	139	385	83	10	7	0	29
11	128	55	58	6	3	4	0	2
12	393	107	220	50	3	2	1	10
	<u>4,331</u>	<u>1,472</u>	<u>2,125</u>	<u>434</u>	<u>122</u>	<u>45</u>	<u>1</u>	<u>132</u>
Sweden								
Webster								
1	401	155	175	27	11	7	0	26
2	610	274	264	39	20	3	0	10
3	508	228	217	29	14	1	0	19
4	240	92	108	26	7	2	0	5
5	457	168	225	24	24	2	0	14
6	343	146	148	22	11	6	0	10
7	528	212	239	37	12	6	0	22
8	421	159	196	32	11	6	0	17
9	425	149	210	38	13	2	0	13
10	951	331	471	79	28	12	0	30
11	522	168	287	35	11	3	0	18
12	583	203	306	47	14	2	0	11

FAMILY COURT JUDGE
DETAIL

LEGISLATIVE DISTRICT OR TOWN	TOTAL VOTES	DERAL D. GIVENS	KRISTINE DEMO- VAZQUEZ	DERAL D. GIVENS	DERAL D. GIVENS	KRISTINE DEMO- VAZQUEZ	SCATTER	BLANK AND VOID
		DEM	REP	CON	WOR	IND		
Webster								
13	438	171	209	28	18	5	0	7
14	370	179	149	22	6	0	0	14
15	336	143	148	21	14	0	0	10
16	562	247	249	38	10	4	1	13
17	390	124	207	30	15	3	0	11
18	326	133	148	28	7	4	0	6
19	695	232	375	49	9	4	0	26
20	791	250	445	58	16	3	0	19
21	568	221	275	39	11	4	0	18
22	443	152	212	42	13	7	0	17
23	390	158	169	33	15	2	0	13
24	1,281	477	630	94	35	7	1	37
25	737	264	377	51	14	3	0	28
26	509	195	239	39	13	7	0	16
27	751	293	363	54	19	4	0	18
28	451	172	220	32	9	3	0	15
29	269	124	113	15	5	2	0	10
30	269	110	124	19	4	4	0	8
31	469	143	245	48	14	3	0	16
32	614	208	320	50	9	1	0	26
33	429	152	207	51	8	2	0	9
34	265	100	145	9	2	1	0	8
35	297	127	121	32	10	0	0	7
36	366	151	165	24	6	2	0	18
37	747	305	343	62	20	3	0	14
38	450	191	191	30	11	2	0	25
39	436	210	177	26	9	1	0	13
40	429	190	187	21	12	2	0	17
41	703	269	340	53	17	2	0	22
42	570	220	265	44	11	5	0	25
43	405	166	193	25	11	2	0	8
Webster	21,745	8,362	10,397	1,602	549	144	2	689
Wheatland								
1	401	159	180	40	13	4	0	5
2	421	110	241	40	5	4	0	21
3	485	190	231	30	16	9	0	9
4	416	169	184	32	6	8	0	17
5	506	120	308	52	11	4	0	11

FAMILY COURT JUDGE
DETAIL

LEGISLATIVE DISTRICT OR TOWN	TOTAL VOTES	DERAL D. GIVENS	KRISTINE DEMO- VAZQUEZ	DERAL D. GIVENS	DERAL D. GIVENS	KRISTINE DEMO- VAZQUEZ	SCATTER	BLANK AND VOID
		DEM	REP	CON	WOR	IND		
Wheatland	2,229	748	1,144	194	51	29	0	63
TOWNS	235,367	96,920	105,838	15,610	7,348	2,354	51	7,246
GRAND TOTAL:	277,983	124,034	113,601	16,927	10,766	2,798	74	9,783

COUNTY LEGISLATOR
8TH DISTRICT
1 YEAR TERM
DETAIL

LEGISLATIVE DISTRICT OR TOWN	TOTAL VOTES	MIKE DITULLIO	MARK C. JOHNS	MARK C. JOHNS	MIKE DITULLIO	SCATTER	BLANK AND VOID
		DEM	REP	CON	WOR		
Webster							
1	401	171	176	34	11	0	9
2	610	282	257	39	22	1	9
3	508	240	198	41	19	0	10
4	240	97	101	31	7	0	4
5	457	180	212	38	23	0	4
10	951	352	450	92	35	0	22
14	370	176	147	30	8	0	9
17	390	122	199	42	17	0	10
20	791	247	443	68	20	0	13
21	568	230	263	53	12	0	10
23	390	158	167	45	13	1	6
24	1,281	504	592	125	35	2	23
25	737	291	355	63	11	0	17
27	751	312	340	66	20	0	13
28	451	188	207	38	13	0	5
30	269	115	118	20	9	1	6
31	469	154	236	53	12	0	14
32	614	225	304	61	12	0	12
33	429	166	186	59	12	0	6
34	265	97	142	18	5	0	3
35	297	125	120	40	11	0	1
36	366	144	169	33	7	0	13
38	450	202	199	31	10	0	8
40	429	200	173	24	13	0	19
42	570	237	252	54	13	0	14
Webster	<u>13,054</u>	<u>5,215</u>	<u>6,006</u>	<u>1,198</u>	<u>370</u>	<u>5</u>	<u>260</u>
GRAND TOTAL:	<u>13,054</u>	<u>5,215</u>	<u>6,006</u>	<u>1,198</u>	<u>370</u>	<u>5</u>	<u>260</u>

CITY COURT JUDGE
(VOTE FOR 3)
SUMMARY

LEGISLATIVE DISTRICT OR TOWN	TOTAL VOTES	JACQUELYN L. GRIPPE	VAN WHITE	LATOYA S. LEE	JACQUELYN L. GRIPPE	LATOYA S. LEE	SCATTER	BLANK AND VOID
		DEM	DEM	DEM	WOR	WOR		
Leg. Dist. 07	1,956	308	314	273	80	72	9	900
Leg. Dist. 16	36	10	9	9	1	1	0	6
Leg. Dist. 21	17,424	3,632	3,787	3,458	734	668	36	5,109
Leg. Dist. 22	8,418	1,788	1,988	1,766	152	141	3	2,580
Leg. Dist. 23	24,213	5,166	5,131	4,815	1,063	975	114	6,949
Leg. Dist. 24	14,259	3,059	3,175	2,904	837	789	66	3,429
Leg. Dist. 25	13,347	2,847	3,108	2,790	446	428	34	3,694
Leg. Dist. 26	11,859	2,072	2,086	1,936	408	363	50	4,944
Leg. Dist. 27	16,494	3,490	3,802	3,578	405	383	37	4,799
Leg. Dist. 28	8,391	1,580	1,694	1,575	197	169	17	3,159
Leg. Dist. 29	11,451	2,162	2,395	2,090	289	267	27	4,221
GRAND TOTAL:	127,848	26,114	27,489	25,194	4,612	4,256	393	39,790

CITY COURT JUDGE
(VOTE FOR 3)
DETAIL

LEGISLATIVE DISTRICT OR TOWN	TOTAL VOTES	JACQUELYN L. GRIPPE	VAN WHITE	LATOYA S. LEE	JACQUELYN L. GRIPPE	LATOYA S. LEE	SCATTER	BLANK AND VOID
		DEM	DEM	DEM	WOR	WOR		
Leg. Dist. 07								
1	1,266	201	195	173	55	45	1	596
2	690	107	119	100	25	27	8	304
Leg. Dist. 07	1,956	308	314	273	80	72	9	900
Leg. Dist. 16								
1	36	10	9	9	1	1	0	6
Leg. Dist. 16	36	10	9	9	1	1	0	6
Leg. Dist. 21								
1	843	158	166	144	50	47	5	273
2	621	128	130	126	28	28	3	178
3	417	79	90	75	15	13	0	145
4	360	71	85	70	8	8	0	118
5	558	119	131	111	34	34	0	129
6	822	189	202	181	41	40	0	169
7	1,098	215	216	204	49	47	3	364
8	363	80	78	82	23	22	0	78
9	1,098	222	235	213	66	57	8	297
10	1,170	289	267	265	29	28	3	289
11	462	92	98	86	10	8	0	168
12	1,665	340	335	304	77	66	0	543
13	576	126	132	118	38	37	0	125
14	276	64	59	61	12	8	0	72
15	672	137	152	137	23	18	1	204
16	246	43	47	34	3	3	3	113
17	633	134	126	124	32	30	5	182
18	360	67	86	70	9	9	0	119
19	198	39	42	38	4	5	0	70
20	408	86	84	87	16	14	0	121
21	501	107	120	111	14	12	0	137
22	618	116	134	118	19	17	0	214
23	570	115	139	111	16	14	0	175
24	1,182	252	242	231	53	49	5	350
25	474	107	121	108	14	13	0	111
26	240	50	50	51	14	10	0	65
27	300	68	75	65	8	10	0	74
28	114	16	19	14	8	7	0	50
29	285	62	69	58	7	5	0	84
30	48	12	9	13	1	0	0	13
31	246	49	48	48	13	9	0	79

CITY COURT JUDGE
(VOTE FOR 3)
DETAIL

LEGISLATIVE DISTRICT OR TOWN	TOTAL VOTES	JACQUELYN L. GRIPPE	VAN WHITE	LATOYA S. LEE	JACQUELYN L. GRIPPE	LATOYA S. LEE	SCATTER	BLANK AND VOID
		DEM	DEM	DEM	WOR	WOR		
Leg. Dist. 21	17,424	3,632	3,787	3,458	734	668	36	5,109
Leg. Dist. 22								
1	579	121	128	114	9	8	0	199
2	120	23	23	20	1	1	0	52
3	267	50	55	41	5	5	0	111
4	189	37	44	39	2	2	0	65
5	300	60	73	63	4	2	0	98
6	312	76	79	74	0	0	0	83
7	117	21	27	22	2	2	0	43
8	342	74	79	73	7	4	0	105
9	225	52	58	53	2	4	0	56
10	297	66	76	64	1	2	0	88
11	558	110	141	118	16	17	0	156
12	261	52	56	62	0	0	0	91
13	126	21	31	25	1	1	0	47
14	324	73	84	76	2	3	0	86
15	306	66	85	72	5	2	0	76
16	135	36	35	34	1	2	0	27
17	150	32	41	33	1	2	0	41
18	171	42	38	40	2	1	0	48
19	108	28	29	25	0	0	0	26
20	429	84	99	76	6	9	0	155
21	189	27	44	29	5	6	0	78
22	390	74	85	74	6	7	0	144
23	192	48	47	43	1	1	0	52
24	165	39	32	35	6	4	1	48
25	1,155	255	258	251	38	25	0	328
26	420	93	90	86	18	19	1	113
27	444	98	117	98	8	9	0	114
28	48	8	7	5	0	0	0	28
29	0	0	0	0	0	0	0	0
30	99	22	27	21	3	3	1	22
31	0	0	0	0	0	0	0	0
32	0	0	0	0	0	0	0	0
Leg. Dist. 22	8,418	1,788	1,988	1,766	152	141	3	2,580
Leg. Dist. 23								
1	435	104	97	98	11	7	3	115
2	759	143	166	137	51	50	3	209
3	606	113	127	110	37	36	0	183

CITY COURT JUDGE
(VOTE FOR 3)
DETAIL

LEGISLATIVE DISTRICT OR TOWN	TOTAL VOTES	JACQUELYN L. GRIPPE	VAN WHITE	LATOYA S. LEE	JACQUELYN L. GRIPPE	LATOYA S. LEE	SCATTER	BLANK AND VOID
		DEM	DEM	DEM	WOR	WOR		
Leg. Dist. 23								
4	1,251	279	272	263	51	47	2	337
5	507	116	121	116	24	23	4	103
6	528	118	121	115	26	24	3	121
7	984	212	231	209	51	49	10	222
8	912	215	212	208	38	34	2	203
9	612	130	122	127	26	27	8	172
10	693	149	150	135	47	46	0	166
11	834	189	174	172	46	46	2	205
12	1,035	228	220	203	38	32	1	313
13	837	177	158	160	27	20	1	294
14	915	199	210	191	41	36	1	237
15	714	143	160	130	38	38	3	202
16	462	98	99	90	23	19	0	133
17	1,029	229	240	213	34	31	10	272
18	1,731	369	351	331	65	66	5	544
19	918	179	176	161	38	28	6	330
20	996	224	219	211	42	43	7	250
21	888	180	175	165	35	28	3	302
22	702	153	135	132	24	23	9	226
23	285	62	62	61	11	8	6	75
24	684	125	123	117	28	23	0	268
25	1,293	262	252	244	50	42	8	435
26	1,413	312	283	284	61	58	6	409
27	750	160	156	149	32	28	2	223
28	990	199	211	185	56	53	3	283
29	120	25	27	23	2	2	6	35
30	6	0	0	0	0	0	0	6
31	282	64	69	65	8	6	0	70
32	42	10	12	10	2	2	0	6
33	0	0	0	0	0	0	0	0
34	0	0	0	0	0	0	0	0
Leg. Dist. 23	24,213	5,166	5,131	4,815	1,063	975	114	6,949
Leg. Dist. 24								
1	1,131	258	245	248	65	61	5	249
2	564	119	119	109	34	35	1	147
3	594	134	136	125	33	32	5	129
4	1,140	248	257	231	78	69	1	256
5	732	163	162	152	31	30	1	193

CITY COURT JUDGE
(VOTE FOR 3)
DETAIL

LEGISLATIVE DISTRICT OR TOWN	TOTAL VOTES	JACQUELYN L. GRIPPE	VAN WHITE	LATOYA S. LEE	JACQUELYN L. GRIPPE	LATOYA S. LEE	SCATTER	BLANK AND VOID
		DEM	DEM	DEM	WOR	WOR		
Leg. Dist. 24								
6	645	142	144	137	33	30	3	156
7	429	91	93	87	16	17	4	121
8	636	140	142	135	36	36	3	144
9	552	119	124	117	14	12	10	156
10	1,245	255	269	239	95	85	4	298
11	306	60	75	59	10	9	0	93
12	102	19	24	18	2	4	0	35
13	1,002	223	224	210	72	64	6	203
14	1,023	207	231	206	78	73	1	227
15	993	204	215	195	42	36	3	298
16	918	199	205	180	52	54	6	222
17	51	9	10	9	1	1	0	21
18	939	198	212	187	56	56	13	217
19	153	35	40	34	12	12	0	20
20	177	31	38	30	14	13	0	51
21	201	44	48	43	15	16	0	35
22	324	70	72	68	23	20	0	71
23	303	67	64	61	22	20	0	69
24	51	13	16	14	2	3	0	3
25	45	10	9	9	1	1	0	15
26	3	1	1	1	0	0	0	0
Leg. Dist. 24	14,259	3,059	3,175	2,904	837	789	66	3,429
Leg. Dist. 25								
1	1,053	251	228	225	27	25	0	297
2	516	111	127	122	6	9	1	140
3	693	147	170	146	9	9	1	211
4	240	52	59	51	5	4	0	69
5	465	101	115	108	5	6	0	130
6	540	108	117	95	39	39	0	142
7	594	117	161	128	10	8	0	170
8	519	107	133	124	5	6	0	144
9	225	46	55	47	5	4	0	68
10	654	147	159	138	31	25	0	154
11	198	44	48	45	3	3	0	55
12	492	106	108	98	39	38	0	103
13	414	89	99	95	10	10	0	111
14	384	75	82	59	34	32	0	102
15	399	85	102	89	4	7	0	112

CITY COURT JUDGE
(VOTE FOR 3)
DETAIL

LEGISLATIVE DISTRICT OR TOWN	TOTAL VOTES	JACQUELYN L. GRIPPE	VAN WHITE	LATOYA S. LEE	JACQUELYN L. GRIPPE	LATOYA S. LEE	SCATTER	BLANK AND VOID
		DEM	DEM	DEM	WOR	WOR		
Leg. Dist. 25								
16	417	81	94	78	12	8	0	144
17	300	70	83	72	1	2	0	72
18	687	147	167	149	7	10	3	204
19	516	118	115	116	11	11	0	145
20	378	83	75	80	11	13	3	113
21	375	69	79	67	10	10	2	138
22	543	119	114	119	27	26	3	135
23	90	21	27	22	9	8	0	3
24	120	27	23	23	1	1	0	45
25	1,095	221	238	212	28	25	8	363
26	147	33	36	32	11	10	1	24
27	186	34	42	30	9	7	3	61
28	93	17	23	18	10	9	0	16
29	117	24	25	21	11	11	0	25
30	411	95	96	87	19	16	0	98
31	345	71	77	68	29	27	6	67
32	9	3	3	3	0	0	0	0
33	132	28	28	23	8	9	3	33
Leg. Dist. 25	13,347	2,847	3,108	2,790	446	428	34	3,694
Leg. Dist. 26								
1	1,425	248	239	225	54	47	7	605
2	564	85	75	77	18	14	9	286
3	474	82	78	74	18	11	0	211
4	672	101	99	88	28	27	7	322
5	594	110	113	102	20	18	0	231
6	528	101	112	97	14	10	0	194
7	519	91	91	88	15	15	0	219
8	669	142	139	137	12	17	0	222
9	681	126	142	130	29	25	4	225
10	558	95	103	93	17	14	0	236
11	720	140	135	132	26	23	0	264
12	843	133	133	119	31	22	0	405
13	819	129	142	122	29	29	11	357
14	891	158	152	140	33	34	3	371
15	525	104	107	103	17	17	0	177
16	753	117	121	112	33	26	6	338
17	624	110	105	97	14	14	3	281
Leg. Dist. 26	11,859	2,072	2,086	1,936	408	363	50	4,944

CITY COURT JUDGE
(VOTE FOR 3)
DETAIL

LEGISLATIVE DISTRICT OR TOWN	TOTAL VOTES	JACQUELYN L. GRIPPE	VAN WHITE	LATOYA S. LEE	JACQUELYN L. GRIPPE	LATOYA S. LEE	SCATTER	BLANK AND VOID
		DEM	DEM	DEM	WOR	WOR		
Leg. Dist. 27								
1	903	173	201	177	21	22	4	305
2	954	207	219	213	26	29	3	257
3	786	165	168	170	34	32	1	216
4	825	179	186	188	25	24	0	223
5	783	183	186	190	19	18	1	186
6	600	133	144	130	6	5	0	182
7	756	174	186	172	22	22	1	179
8	1,056	215	248	227	13	13	3	337
9	837	185	193	182	28	28	0	221
10	765	156	175	160	24	25	1	224
11	780	171	190	182	14	13	7	203
12	540	107	122	113	22	17	6	153
13	678	164	165	172	13	12	0	152
14	507	106	119	103	11	11	0	157
15	630	143	160	142	15	15	3	152
16	714	164	164	171	17	13	5	180
17	711	160	164	160	9	7	1	210
18	621	114	127	111	21	21	0	227
19	807	166	203	182	16	10	1	229
20	384	81	97	87	2	1	0	116
21	348	74	82	85	9	8	0	90
22	480	84	92	79	8	9	0	208
23	417	79	93	86	11	13	0	135
24	0	0	0	0	0	0	0	0
25	273	48	58	45	11	7	0	104
26	339	59	60	51	8	8	0	153
27	0	0	0	0	0	0	0	0
Leg. Dist. 27	16,494	3,490	3,802	3,578	405	383	37	4,799
Leg. Dist. 28								
1	498	96	115	107	7	5	0	168
2	123	16	17	15	9	8	0	58
3	222	51	54	55	7	6	0	49
4	390	64	73	59	9	13	0	172
5	324	69	62	61	6	7	0	119
6	738	143	132	140	16	14	6	287
7	849	153	154	149	14	15	0	364
8	375	70	81	68	4	5	0	147
9	534	101	114	103	19	12	3	182

CITY COURT JUDGE
(VOTE FOR 3)
DETAIL

LEGISLATIVE DISTRICT OR TOWN	TOTAL VOTES	JACQUELYN L. GRIPPE	VAN WHITE	LATOYA S. LEE	JACQUELYN L. GRIPPE	LATOYA S. LEE	SCATTER	BLANK AND VOID
		DEM	DEM	DEM	WOR	WOR		
Leg. Dist. 28								
10	159	28	33	29	5	3	0	61
11	321	58	60	54	11	8	0	130
12	237	36	49	37	7	5	3	100
13	417	80	88	81	7	7	0	154
14	444	77	91	86	8	4	0	178
15	126	26	27	26	4	4	0	39
16	459	80	79	79	10	4	1	206
17	57	8	9	10	1	0	0	29
18	498	106	112	108	6	6	0	160
19	6	1	1	2	0	0	0	2
20	630	113	125	106	21	22	1	242
21	588	121	132	115	23	19	3	175
22	240	46	46	47	2	0	0	99
23	156	37	40	38	1	2	0	38
Leg. Dist. 28	8,391	1,580	1,694	1,575	197	169	17	3,159
Leg. Dist. 29								
1	54	6	9	8	4	2	0	25
2	114	17	17	18	1	2	0	59
3	27	4	4	2	0	0	0	17
4	681	127	128	118	22	18	0	268
5	567	107	122	103	13	12	0	210
6	267	48	53	52	5	5	0	104
7	423	74	86	71	13	11	6	162
8	123	27	30	25	0	1	0	40
9	885	160	174	161	19	14	5	352
10	642	128	148	127	6	8	0	225
11	582	99	117	96	17	12	0	241
12	594	117	132	110	14	16	0	205
13	228	50	58	51	0	4	0	65
14	210	32	40	36	6	7	3	86
15	441	90	96	86	6	6	0	157
16	138	31	32	28	3	2	0	42
17	369	70	72	67	7	5	0	148
18	756	127	154	127	38	34	2	274
19	267	53	51	50	10	10	0	93
20	654	135	146	123	16	13	0	221
21	708	133	144	131	30	26	1	243
22	288	58	65	51	4	2	3	105

CITY COURT JUDGE
(VOTE FOR 3)
DETAIL

LEGISLATIVE DISTRICT OR TOWN	TOTAL VOTES	JACQUELYN L. GRIPPE	VAN WHITE	LATOYA S. LEE	JACQUELYN L. GRIPPE	LATOYA S. LEE	SCATTER	BLANK AND VOID
		DEM	DEM	DEM	WOR	WOR		
Leg. Dist. 29								
23	477	100	97	87	8	12	0	173
24	690	128	151	127	20	22	4	238
25	114	23	30	24	4	3	0	30
26	234	46	52	44	6	4	3	79
27	0	0	0	0	0	0	0	0
28	6	2	2	2	0	0	0	0
29	87	17	17	18	4	3	0	28
30	42	3	4	2	2	2	0	29
31	48	7	9	8	2	2	0	20
32	57	13	12	14	2	2	0	14
33	678	130	143	123	7	7	0	268
Leg. Dist. 29	<u>11,451</u>	<u>2,162</u>	<u>2,395</u>	<u>2,090</u>	<u>289</u>	<u>267</u>	<u>27</u>	<u>4,221</u>
GRAND TOTAL:	<u>127,848</u>	<u>26,114</u>	<u>27,489</u>	<u>25,194</u>	<u>4,612</u>	<u>4,256</u>	<u>393</u>	<u>39,790</u>

TOWN OF CLARKSON
TOWN JUSTICE
DETAIL

LEGISLATIVE DISTRICT OR TOWN	TOTAL VOTES	CHRISTOPHER T. WILCOX REP	CHRISTOPHER T. WILCOX CON	SCATTER	BLANK AND VOID
Clarkson					
1	603	396	98	1	108
2	66	44	11	0	11
3	434	250	63	4	117
4	649	437	105	3	104
5	768	461	145	4	158
6	368	218	67	2	81
Clarkson	<u>2,888</u>	<u>1,806</u>	<u>489</u>	<u>14</u>	<u>579</u>
GRAND TOTAL:	<u><u>2,888</u></u>	<u><u>1,806</u></u>	<u><u>489</u></u>	<u><u>14</u></u>	<u><u>579</u></u>

TOWN OF EAST ROCHESTER
TOWN JUSTICE
(VOTE FOR 2)
DETAIL

LEGISLATIVE DISTRICT OR TOWN	TOTAL VOTES	DENNIS J. GRECO DEM	AMY L. MONACHINO REP	AMY L. MONACHINO CON	SCATTER	BLANK AND VOID
East Rochester						
1	670	151	145	23	0	351
2	626	162	119	24	0	321
3	636	150	129	36	0	321
4	606	170	116	10	0	310
5	574	151	101	23	1	298
6	752	212	127	26	0	387
7	624	173	113	21	0	317
East Rochester	<u>4,488</u>	<u>1,169</u>	<u>850</u>	<u>163</u>	<u>1</u>	<u>2,305</u>
GRAND TOTAL:	<u>4,488</u>	<u>1,169</u>	<u>850</u>	<u>163</u>	<u>1</u>	<u>2,305</u>

TOWN OF PARMA
TOWN JUSTICE
DETAIL

LEGISLATIVE DISTRICT OR TOWN	TOTAL VOTES	JOHN J. HUBER DEM	GREGORY J. COLAVECCHIA REP	GREGORY J. COLAVECCHIA CON	SCATTER	BLANK AND VOID
Parma						
1	539	170	266	80	0	23
2	558	142	306	75	0	35
3	412	108	237	49	0	18
4	479	85	311	64	0	19
5	292	92	159	27	0	14
6	249	52	149	34	0	14
7	414	110	240	50	0	14
8	519	172	258	61	0	28
9	509	115	309	62	0	23
10	437	97	257	62	0	21
11	500	164	253	55	0	28
12	528	181	286	46	0	15
13	970	219	630	95	0	26
14	364	102	210	32	0	20
15	563	142	324	70	0	27
Parma	<u>7,333</u>	<u>1,951</u>	<u>4,195</u>	<u>862</u>	<u>0</u>	<u>325</u>
GRAND TOTAL:	<u>7,333</u>	<u>1,951</u>	<u>4,195</u>	<u>862</u>	<u>0</u>	<u>325</u>

TOWN OF PARMA
TOWN COUNCIL
1 YEAR TERM
(VOTE FOR 2)
DETAIL

LEGISLATIVE DISTRICT OR TOWN	TOTAL VOTES	DAVID CIUFO REP	MARK S. ACKER REP	DAVID CIUFO CON	MARK S. ACKER CON	SCATTER	BLANK AND VOID
Parma							
1	1,078	310	291	96	97	2	282
2	1,116	316	294	95	98	4	309
3	824	260	249	63	57	6	189
4	958	325	316	75	77	2	163
5	584	165	163	36	31	0	189
6	498	169	160	35	37	0	97
7	828	252	252	65	64	1	194
8	1,038	288	270	77	78	4	321
9	1,018	314	298	68	70	3	265
10	874	268	262	69	64	3	208
11	1,000	283	266	69	65	3	314
12	1,056	308	275	67	64	16	326
13	1,940	651	623	106	103	4	453
14	728	214	210	40	41	2	221
15	1,126	324	307	86	86	4	319
Parma	<u>14,666</u>	<u>4,447</u>	<u>4,236</u>	<u>1,047</u>	<u>1,032</u>	<u>54</u>	<u>3,850</u>
GRAND TOTAL:	<u><u>14,666</u></u>	<u><u>4,447</u></u>	<u><u>4,236</u></u>	<u><u>1,047</u></u>	<u><u>1,032</u></u>	<u><u>54</u></u>	<u><u>3,850</u></u>

TOWN OF PERINTON
TOWN CLERK
3 YEAR TERM
DETAIL

LEGISLATIVE DISTRICT OR TOWN	TOTAL VOTES	LACEY JACKSON DEM	JANELLE A. REED REP	JANELLE A. REED CON	SCATTER	BLANK AND VOID
Perinton						
1	746	325	335	64	0	22
2	518	278	194	35	0	11
3	365	171	143	39	0	12
4	401	206	146	34	0	15
5	213	120	73	16	0	4
6	353	206	109	23	0	15
7	495	238	213	32	0	12
8	414	207	168	31	0	8
9	569	234	268	54	0	13
10	493	262	185	29	0	17
11	282	133	113	29	0	7
12	405	208	152	36	0	9
13	382	169	173	28	0	12
14	408	172	188	33	0	15
15	472	220	205	35	0	12
16	347	162	143	34	0	8
17	420	232	141	28	0	19
18	399	177	169	37	0	16
19	361	152	169	30	0	10
20	391	188	166	28	0	9
21	475	235	175	47	0	18
22	302	141	128	24	0	9
23	602	293	257	40	0	12
24	622	276	279	49	0	18
25	346	180	125	24	0	17
26	447	214	191	35	0	7
27	375	174	160	27	0	14
28	348	152	165	21	0	10
29	274	133	108	24	2	7
30	460	200	211	42	0	7
31	497	217	232	32	0	16
32	361	189	128	32	0	12
33	430	246	155	27	0	2
34	547	277	212	37	0	21
35	355	156	152	38	0	9
36	300	157	114	21	1	7
37	478	227	206	34	0	11
38	564	254	246	47	0	17
39	548	216	284	42	0	6
40	345	171	151	17	0	6
41	234	98	106	23	0	7
42	392	176	170	37	0	9
43	822	356	389	55	0	22

TOWN OF PERINTON
TOWN CLERK
3 YEAR TERM
DETAIL

LEGISLATIVE DISTRICT OR TOWN	TOTAL VOTES	LACEY JACKSON DEM	JANELLE A. REED REP	JANELLE A. REED CON	SCATTER	BLANK AND VOID
Perinton						
44	319	147	142	25	0	5
45	800	365	346	74	0	15
46	228	125	84	15	0	4
47	487	204	235	37	1	10
48	379	174	158	36	0	11
49	349	150	155	35	0	9
50	86	52	29	4	0	1
51	516	188	275	45	0	8
52	525	278	204	29	2	12
53	359	190	133	28	0	8
54	819	330	414	52	1	22
55	391	168	193	22	0	8
56	788	334	386	51	0	17
Perinton	<u>24,604</u>	<u>11,503</u>	<u>10,551</u>	<u>1,903</u>	<u>7</u>	<u>640</u>
GRAND TOTAL:	<u><u>24,604</u></u>	<u><u>11,503</u></u>	<u><u>10,551</u></u>	<u><u>1,903</u></u>	<u><u>7</u></u>	<u><u>640</u></u>

TOWN OF RIGA
TOWN JUSTICE
DETAIL

LEGISLATIVE DISTRICT OR TOWN	TOTAL VOTES	RICHARD E. STOWE REP	RICHARD E. STOWE CON	SCATTER	BLANK AND VOID
Riga					
1	733	464	114	0	155
2	630	407	113	3	107
3	318	215	43	1	59
4	456	307	89	0	60
5	438	310	72	1	55
6	411	266	97	0	48
Riga	<u>2,986</u>	<u>1,969</u>	<u>528</u>	<u>5</u>	<u>484</u>
GRAND TOTAL:	<u><u>2,986</u></u>	<u><u>1,969</u></u>	<u><u>528</u></u>	<u><u>5</u></u>	<u><u>484</u></u>

TOWN OF RIGA
HIGHWAY SUPERINTENDENT
3 YEAR TERM
DETAIL

LEGISLATIVE DISTRICT OR TOWN	TOTAL VOTES	STEPHEN S. FLAGLER	STEPHEN S. FLAGLER	SCATTER	BLANK AND VOID
		REP	CON		
Riga					
1	733	460	114	1	158
2	630	391	118	9	112
3	318	220	41	1	56
4	456	309	87	0	60
5	438	312	73	1	52
6	411	261	97	1	52
Riga	<u>2,986</u>	<u>1,953</u>	<u>530</u>	<u>13</u>	<u>490</u>
GRAND TOTAL:	<u><u>2,986</u></u>	<u><u>1,953</u></u>	<u><u>530</u></u>	<u><u>13</u></u>	<u><u>490</u></u>

TOWN OF RUSH
TOWN JUSTICE
DETAIL

LEGISLATIVE DISTRICT OR TOWN	TOTAL VOTES	MICHAEL J. TALLON REP	MICHAEL J. TALLON CON	SCATTER	BLANK AND VOID
Rush					
1	525	289	112	7	117
2	360	231	68	0	61
3	478	257	80	1	140
4	574	338	86	6	144
Rush	<u>1,937</u>	<u>1,115</u>	<u>346</u>	<u>14</u>	<u>462</u>
GRAND TOTAL:	<u><u>1,937</u></u>	<u><u>1,115</u></u>	<u><u>346</u></u>	<u><u>14</u></u>	<u><u>462</u></u>

TOWN OF SWEDEN
TOWN JUSTICE
DETAIL

LEGISLATIVE DISTRICT OR TOWN	TOTAL VOTES	ROBERT P. CONNORS	ROBERT P. CONNORS	SCATTER	BLANK AND VOID
		REP	CON		
Sweden					
1	444	243	64	0	137
2	168	83	22	4	59
3	430	220	61	6	143
4	505	272	88	2	143
5	113	57	10	1	45
6	373	193	57	10	113
7	365	193	57	3	112
8	384	227	61	1	95
9	375	222	52	3	98
10	653	408	119	4	122
11	128	67	20	3	38
12	393	224	69	5	95
Sweden	<u>4,331</u>	<u>2,409</u>	<u>680</u>	<u>42</u>	<u>1,200</u>
GRAND TOTAL:	<u>4,331</u>	<u>2,409</u>	<u>680</u>	<u>42</u>	<u>1,200</u>

VILLAGE OF FAIRPORT
VILLAGE MAYOR
DETAIL

LEGISLATIVE DISTRICT OR TOWN	TOTAL VOTES	JULIE M. DOMARATZ DEM	ROBERT J. CANTWELL REP	ROBERT J. CANTWELL CON	JULIE M. DOMARATZ WOR	SCATTER	BLANK AND VOID
Perinton							
4	401	195	156	29	16	0	5
5	213	113	68	16	13	0	3
6	353	204	107	22	15	2	3
7	495	246	192	30	18	0	9
14	408	188	174	27	10	0	9
25	346	162	138	26	16	0	4
38	564	259	242	43	14	0	6
Perinton	<u>2,780</u>	<u>1,367</u>	<u>1,077</u>	<u>193</u>	<u>102</u>	<u>0</u>	<u>39</u>
GRAND TOTAL:	<u>2,780</u>	<u>1,367</u>	<u>1,077</u>	<u>193</u>	<u>102</u>	<u>2</u>	<u>39</u>

VILLAGE OF FAIRPORT
VILLAGE TRUSTEE
(VOTE FOR 2)
DETAIL

LEGISLATIVE DISTRICT OR TOWN	TOTAL VOTES	ADAM W. BONOSKY DEM	TRACY A. BRIGGS DEM	THOMAS J. SANTILLO REP	PAIGE K. WICKHAM REP	THOMAS J. SANTILLO CON	PAIGE K. WICKHAM CON	ADAM W. BONOSKY WOR	TRACY A. BRIGGS WOR	SCATTER	BLANK AND VOID
Perinton											
4	802	199	195	152	144	26	29	16	20	0	21
5	426	105	105	75	65	16	16	15	15	0	14
6	706	204	201	98	93	25	27	16	16	1	25
7	990	245	241	191	189	31	34	18	16	3	22
14	816	181	175	190	169	35	28	8	6	0	24
25	692	164	156	133	124	27	28	19	19	1	21
38	1,128	253	251	240	212	43	44	14	14	2	55
Perinton	5,560	1,351	1,324	1,079	996	203	206	106	106	7	182
GRAND TOTAL:	5,560	1,351	1,324	1,079	996	203	206	106	106	7	182

PROPOSITION NUMBER ONE
CLEAN WATER, CLEAN AIR, AND GREEN JOBS
ENVIRONMENTAL BOND ACT OF 2022
SUMMARY

LEGISLATIVE DISTRICT OR TOWN	TOTAL VOTES	YES	NO	BLANK AND VOID
Leg. Dist. 07	652	409	200	43
Leg. Dist. 16	12	11	0	1
Leg. Dist. 21	5,808	4,429	811	568
Leg. Dist. 22	2,806	2,031	230	545
Leg. Dist. 23	8,071	6,287	1,256	528
Leg. Dist. 24	4,753	3,957	537	259
Leg. Dist. 25	4,449	3,337	381	731
Leg. Dist. 26	3,953	2,424	1,071	458
Leg. Dist. 27	5,498	4,146	583	769
Leg. Dist. 28	2,797	1,834	468	495
Leg. Dist. 29	3,817	2,601	609	607
CITY	42,616	31,466	6,146	5,004
Brighton	15,739	11,942	2,940	857
Chili	12,447	6,398	5,293	756
Clarkson	2,888	1,305	1,422	161
East Rochester	2,244	1,426	694	124
Gates	10,809	5,999	4,110	700
Greece	37,404	19,490	15,210	2,704
Hamlin	3,613	1,442	1,847	324
Henrietta	15,269	9,423	4,943	903
Irondequoit	22,127	14,207	6,512	1,408
Mendon	4,910	2,847	1,909	154
Ogden	9,277	4,431	4,254	592
Parma	7,333	3,174	3,561	598
Penfield	19,033	11,355	6,618	1,060
Perinton	24,604	15,600	7,804	1,200
Pittsford	14,442	9,737	4,088	617
Riga	2,986	1,309	1,469	208
Rush	1,937	961	866	110
Sweden	4,331	2,272	1,821	238
Webster	21,745	12,106	8,438	1,201
Wheatland	2,229	1,111	1,020	98
TOWNS	235,367	136,535	84,819	14,013
GRAND TOTAL:	277,983	168,001	90,965	19,017

PROPOSITION NUMBER ONE
 CLEAN WATER, CLEAN AIR, AND GREEN JOBS
 ENVIRONMENTAL BOND ACT OF 2022
 DETAIL

LEGISLATIVE DISTRICT OR TOWN	TOTAL VOTES	YES	NO	BLANK AND VOID
Leg. Dist. 07				
1	422	265	138	19
2	230	144	62	24
Leg. Dist. 07	<u>652</u>	<u>409</u>	<u>200</u>	<u>43</u>
Leg. Dist. 16				
1	12	11	0	1
Leg. Dist. 16	<u>12</u>	<u>11</u>	<u>0</u>	<u>1</u>
Leg. Dist. 21				
1	281	214	55	12
2	207	158	36	13
3	139	89	28	22
4	120	88	15	17
5	186	150	22	14
6	274	223	27	24
7	366	284	57	25
8	121	101	9	11
9	366	279	41	46
10	390	321	39	30
11	154	107	21	26
12	555	411	95	49
13	192	165	20	7
14	92	77	11	4
15	224	158	37	29
16	82	49	19	14
17	211	157	28	26
18	120	93	14	13
19	66	42	12	12
20	136	108	22	6
21	167	117	24	26
22	206	155	16	35
23	190	141	28	21
24	394	304	68	22
25	158	128	12	18
26	80	64	8	8
27	100	85	8	7
28	38	27	7	4
29	95	63	15	17
30	16	11	2	3
31	82	60	15	7
Leg. Dist. 21	<u>5,808</u>	<u>4,429</u>	<u>811</u>	<u>568</u>
Leg. Dist. 22				
1	193	137	34	22
2	40	33	1	6
3	89	69	4	16

PROPOSITION NUMBER ONE
 CLEAN WATER, CLEAN AIR, AND GREEN JOBS
 ENVIRONMENTAL BOND ACT OF 2022
 DETAIL

LEGISLATIVE DISTRICT OR TOWN	TOTAL VOTES	YES	NO	BLANK AND VOID
Leg. Dist. 22				
4	63	44	5	14
5	100	76	6	18
6	104	87	3	14
7	39	30	2	7
8	114	78	13	23
9	75	64	4	7
10	99	62	5	32
11	186	149	11	26
12	87	43	6	38
13	42	32	4	6
14	108	64	4	40
15	102	82	6	14
16	45	34	5	6
17	50	31	2	17
18	57	35	10	12
19	36	29	1	6
20	143	74	8	61
21	63	38	6	19
22	130	86	22	22
23	64	39	0	25
24	55	39	3	13
25	385	294	42	49
26	140	122	10	8
27	148	123	10	15
28	16	12	2	2
29	0	0	0	0
30	33	25	1	7
31	0	0	0	0
32	0	0	0	0
Leg. Dist. 22	<u>2,806</u>	<u>2,031</u>	<u>230</u>	<u>545</u>
Leg. Dist. 23				
1	145	117	22	6
2	253	201	37	15
3	202	157	25	20
4	417	329	66	22
5	169	144	15	10
6	176	140	25	11
7	328	274	41	13
8	304	247	37	20
9	204	159	39	6
10	231	193	21	17
11	278	238	34	6
12	345	261	73	11

PROPOSITION NUMBER ONE
 CLEAN WATER, CLEAN AIR, AND GREEN JOBS
 ENVIRONMENTAL BOND ACT OF 2022
 DETAIL

LEGISLATIVE DISTRICT OR TOWN	TOTAL VOTES	YES	NO	BLANK AND VOID
Leg. Dist. 23				
13	279	182	46	51
14	305	244	34	27
15	238	182	25	31
16	154	117	27	10
17	343	280	40	23
18	577	426	108	43
19	306	209	68	29
20	332	271	49	12
21	296	221	54	21
22	234	171	52	11
23	95	76	13	6
24	228	161	47	20
25	431	332	83	16
26	471	376	77	18
27	250	194	40	16
28	330	266	43	21
29	40	31	4	5
30	2	0	0	2
31	94	78	8	8
32	14	10	3	1
33	0	0	0	0
34	0	0	0	0
Leg. Dist. 23	8,071	6,287	1,256	528
Leg. Dist. 24				
1	377	335	30	12
2	188	153	26	9
3	198	170	25	3
4	380	333	34	13
5	244	199	35	10
6	215	174	28	13
7	143	111	26	6
8	212	175	33	4
9	184	144	29	11
10	415	356	40	19
11	102	75	12	15
12	34	23	5	6
13	334	281	31	22
14	341	280	40	21
15	331	261	33	37
16	306	248	40	18
17	17	13	1	3
18	313	270	32	11
19	51	42	4	5

PROPOSITION NUMBER ONE
 CLEAN WATER, CLEAN AIR, AND GREEN JOBS
 ENVIRONMENTAL BOND ACT OF 2022
 DETAIL

LEGISLATIVE DISTRICT OR TOWN	TOTAL VOTES	YES	NO	BLANK AND VOID
Leg. Dist. 24				
20	59	46	7	6
21	67	55	5	7
22	108	96	9	3
23	101	90	8	3
24	17	14	1	2
25	15	12	3	0
26	1	1	0	0
Leg. Dist. 24	<u>4,753</u>	<u>3,957</u>	<u>537</u>	<u>259</u>
Leg. Dist. 25				
1	351	280	31	40
2	172	135	8	29
3	231	164	19	48
4	80	65	5	10
5	155	110	9	36
6	180	149	13	18
7	198	157	9	32
8	173	122	20	31
9	75	60	3	12
10	218	174	15	29
11	66	42	7	17
12	164	141	14	9
13	138	108	4	26
14	128	97	17	14
15	133	52	10	71
16	139	89	26	24
17	100	76	6	18
18	229	112	18	99
19	172	139	21	12
20	126	94	24	8
21	125	87	18	20
22	181	148	11	22
23	30	27	1	2
24	40	23	5	12
25	365	274	27	64
26	49	43	4	2
27	62	42	9	11
28	31	30	1	0
29	39	36	3	0
30	137	119	7	11
31	115	101	11	3
32	3	3	0	0
33	44	38	5	1
Leg. Dist. 25	<u>4,449</u>	<u>3,337</u>	<u>381</u>	<u>731</u>

PROPOSITION NUMBER ONE
 CLEAN WATER, CLEAN AIR, AND GREEN JOBS
 ENVIRONMENTAL BOND ACT OF 2022
 DETAIL

LEGISLATIVE DISTRICT OR TOWN	TOTAL VOTES	YES	NO	BLANK AND VOID
Leg. Dist. 26				
1	475	289	148	38
2	188	95	75	18
3	158	105	34	19
4	224	134	67	23
5	198	118	57	23
6	176	113	29	34
7	173	115	42	16
8	223	156	48	19
9	227	157	41	29
10	186	97	31	58
11	240	157	57	26
12	281	158	101	22
13	273	161	83	29
14	297	194	73	30
15	175	104	30	41
16	251	147	86	18
17	208	124	69	15
Leg. Dist. 26	<u>3,953</u>	<u>2,424</u>	<u>1,071</u>	<u>458</u>
Leg. Dist. 27				
1	301	215	49	37
2	318	227	32	59
3	262	213	32	17
4	275	205	25	45
5	261	210	25	26
6	200	158	18	24
7	252	196	31	25
8	352	250	24	78
9	279	228	20	31
10	255	191	32	32
11	260	192	29	39
12	180	142	22	16
13	226	183	16	27
14	169	110	10	49
15	210	152	15	43
16	238	194	15	29
17	237	189	21	27
18	207	139	41	27
19	269	212	20	37
20	128	98	8	22
21	116	84	13	19
22	160	106	34	20
23	139	110	10	19
24	0	0	0	0

PROPOSITION NUMBER ONE
 CLEAN WATER, CLEAN AIR, AND GREEN JOBS
 ENVIRONMENTAL BOND ACT OF 2022
 DETAIL

LEGISLATIVE DISTRICT OR TOWN	TOTAL VOTES	YES	NO	BLANK AND VOID
Leg. Dist. 27				
25	91	62	19	10
26	113	80	22	11
27	0	0	0	0
Leg. Dist. 27	5,498	4,146	583	769
Leg. Dist. 28				
1	166	123	21	22
2	41	29	8	4
3	74	54	12	8
4	130	72	28	30
5	108	74	23	11
6	246	165	44	37
7	283	172	65	46
8	125	75	7	43
9	178	124	32	22
10	53	32	9	12
11	107	63	21	23
12	79	50	17	12
13	139	93	25	21
14	148	97	24	27
15	42	31	5	6
16	153	105	20	28
17	19	11	4	4
18	166	113	21	32
19	2	1	1	0
20	210	148	37	25
21	196	109	29	58
22	80	55	13	12
23	52	38	2	12
Leg. Dist. 28	2,797	1,834	468	495
Leg. Dist. 29				
1	18	10	4	4
2	38	24	4	10
3	9	6	0	3
4	227	164	47	16
5	189	127	36	26
6	89	62	18	9
7	141	89	30	22
8	41	29	4	8
9	295	197	52	46
10	214	155	27	32
11	194	133	34	27
12	198	126	34	38
13	76	49	7	20

PROPOSITION NUMBER ONE
 CLEAN WATER, CLEAN AIR, AND GREEN JOBS
 ENVIRONMENTAL BOND ACT OF 2022
 DETAIL

LEGISLATIVE DISTRICT OR TOWN	TOTAL VOTES	YES	NO	BLANK AND VOID
Leg. Dist. 29				
14	70	55	8	7
15	147	108	19	20
16	46	34	6	6
17	123	83	27	13
18	252	177	56	19
19	89	55	18	16
20	218	140	25	53
21	236	166	41	29
22	96	74	6	16
23	159	101	17	41
24	230	155	35	40
25	38	29	4	5
26	78	51	7	20
27	0	0	0	0
28	2	2	0	0
29	29	18	5	6
30	14	8	4	2
31	16	11	1	4
32	19	11	3	5
33	226	152	30	44
Leg. Dist. 29	<u>3,817</u>	<u>2,601</u>	<u>609</u>	<u>607</u>
CITY	42,616	31,466	6,146	5,004
Brighton				
1	434	362	53	19
2	252	147	89	16
3	310	229	63	18
4	410	329	71	10
5	381	306	65	10
6	531	380	123	28
7	318	236	63	19
8	381	237	119	25
9	357	273	71	13
10	429	339	69	21
11	450	343	90	17
12	484	382	81	21
13	272	209	53	10
14	296	241	38	17
15	324	245	63	16
16	262	161	90	11
17	218	177	28	13
18	357	295	46	16
19	231	189	30	12
20	289	229	41	19

PROPOSITION NUMBER ONE
 CLEAN WATER, CLEAN AIR, AND GREEN JOBS
 ENVIRONMENTAL BOND ACT OF 2022
 DETAIL

LEGISLATIVE DISTRICT OR TOWN	TOTAL VOTES	YES	NO	BLANK AND VOID
Brighton				
21	321	248	54	19
22	394	300	71	23
23	306	231	54	21
24	414	303	79	32
25	296	229	56	11
26	269	190	66	13
27	290	221	63	6
28	482	368	75	39
29	242	169	65	8
30	541	433	70	38
31	319	259	40	20
32	398	312	68	18
33	418	323	82	13
34	377	286	71	20
35	315	250	45	20
36	328	256	45	27
37	248	187	45	16
38	383	279	74	30
39	314	231	65	18
40	601	472	94	35
41	471	358	79	34
42	117	85	26	6
43	338	236	80	22
44	142	100	32	10
45	223	156	52	15
46	206	151	43	12
Brighton	15,739	11,942	2,940	857
Chili				
1	261	121	123	17
2	464	196	246	22
3	388	215	141	32
4	286	137	133	16
5	349	196	141	12
6	342	164	151	27
7	234	129	93	12
8	372	163	185	24
9	377	211	155	11
10	224	96	118	10
11	404	193	186	25
12	338	189	137	12
13	505	237	231	37
14	349	163	160	26
15	299	156	124	19

PROPOSITION NUMBER ONE
 CLEAN WATER, CLEAN AIR, AND GREEN JOBS
 ENVIRONMENTAL BOND ACT OF 2022
 DETAIL

LEGISLATIVE DISTRICT OR TOWN	TOTAL VOTES	YES	NO	BLANK AND VOID
Chili				
16	716	349	335	32
17	926	459	413	54
18	377	189	164	24
19	319	165	130	24
20	488	285	180	23
21	248	113	110	25
22	451	293	127	31
23	317	170	135	12
24	769	410	312	47
25	273	180	57	36
26	468	198	250	20
27	333	168	140	25
28	287	151	108	28
29	264	124	127	13
30	203	119	72	12
31	351	211	124	16
32	465	248	185	32
Chili	12,447	6,398	5,293	756
Clarkson				
1	603	243	331	29
2	66	27	38	1
3	434	232	172	30
4	649	260	353	36
5	768	358	370	40
6	368	185	158	25
Clarkson	2,888	1,305	1,422	161
East Rochester				
1	335	202	106	27
2	313	195	107	11
3	318	185	121	12
4	303	209	70	24
5	287	186	84	17
6	376	247	106	23
7	312	202	100	10
East Rochester	2,244	1,426	694	124
Gates				
1	223	134	77	12
2	276	152	94	30
3	277	167	87	23
4	315	188	114	13
5	357	211	126	20
6	301	183	93	25
7	778	396	339	43

PROPOSITION NUMBER ONE
 CLEAN WATER, CLEAN AIR, AND GREEN JOBS
 ENVIRONMENTAL BOND ACT OF 2022
 DETAIL

LEGISLATIVE DISTRICT OR TOWN	TOTAL VOTES	YES	NO	BLANK AND VOID
<u>Gates</u>				
8	238	114	109	15
9	332	195	110	27
10	195	113	71	11
11	250	135	97	18
12	208	118	76	14
13	320	193	108	19
14	243	127	97	19
15	480	271	182	27
16	261	154	96	11
17	299	157	113	29
18	372	171	167	34
19	277	138	121	18
20	321	193	113	15
21	286	156	106	24
22	234	137	86	11
23	307	177	116	14
24	722	430	241	51
25	198	112	79	7
26	403	192	190	21
27	414	247	148	19
28	248	129	97	22
29	278	164	85	29
30	212	114	87	11
31	246	127	97	22
32	317	179	126	12
33	147	85	55	7
34	259	131	115	13
35	215	109	92	14
<u>Gates</u>	<u>10,809</u>	<u>5,999</u>	<u>4,110</u>	<u>700</u>
<u>Greece</u>				
1	292	147	120	25
2	428	188	214	26
3	229	119	102	8
4	262	135	106	21
5	219	134	72	13
6	188	98	68	22
7	312	150	113	49
8	249	123	106	20
9	283	159	107	17
10	279	162	102	15
11	153	89	55	9
12	182	81	69	32
13	252	144	85	23

PROPOSITION NUMBER ONE
 CLEAN WATER, CLEAN AIR, AND GREEN JOBS
 ENVIRONMENTAL BOND ACT OF 2022
 DETAIL

LEGISLATIVE DISTRICT OR TOWN	TOTAL VOTES	YES	NO	BLANK AND VOID
Greece				
14	215	118	75	22
15	297	144	141	12
16	209	120	78	11
17	412	201	180	31
18	365	188	150	27
19	261	148	91	22
20	283	160	102	21
21	290	167	110	13
22	212	110	75	27
23	392	219	138	35
24	448	202	206	40
25	278	161	101	16
26	235	135	86	14
27	567	279	240	48
28	415	196	191	28
29	326	185	126	15
30	212	132	70	10
31	248	129	102	17
32	263	155	93	15
33	398	221	149	28
34	385	202	156	27
35	303	170	116	17
36	374	217	134	23
37	246	113	117	16
38	494	265	208	21
39	204	97	86	21
40	255	133	87	35
41	339	206	115	18
42	299	169	109	21
43	428	192	202	34
44	472	246	200	26
45	570	259	272	39
46	221	136	67	18
47	292	165	110	17
48	218	120	84	14
49	222	119	87	16
50	294	155	130	9
51	195	97	84	14
52	428	217	193	18
53	228	126	72	30
54	415	187	191	37
55	249	113	107	29
56	366	209	137	20

PROPOSITION NUMBER ONE
 CLEAN WATER, CLEAN AIR, AND GREEN JOBS
 ENVIRONMENTAL BOND ACT OF 2022
 DETAIL

LEGISLATIVE DISTRICT OR TOWN	TOTAL VOTES	YES	NO	BLANK AND VOID
Greece				
57	318	177	122	19
58	412	219	171	22
59	182	115	47	20
60	270	148	103	19
61	303	174	109	20
62	395	214	147	34
63	338	183	128	27
64	278	146	102	30
65	342	194	117	31
66	174	92	69	13
67	290	143	138	9
68	373	184	165	24
69	215	116	84	15
70	1,123	506	510	107
71	403	220	162	21
72	500	250	205	45
73	146	88	54	4
74	274	163	92	19
75	225	122	90	13
76	305	143	150	12
77	330	162	135	33
78	220	117	95	8
79	722	371	316	35
80	456	232	185	39
81	221	114	100	7
82	365	240	103	22
83	176	104	57	15
84	413	220	174	19
85	412	218	171	23
86	405	185	184	36
87	290	167	118	5
88	443	243	168	32
89	271	143	108	20
90	440	203	211	26
91	649	320	291	38
92	547	295	208	44
93	447	245	170	32
94	389	221	154	14
95	250	147	88	15
96	392	241	123	28
97	616	313	263	40
98	544	301	208	35
99	406	172	212	22

PROPOSITION NUMBER ONE
 CLEAN WATER, CLEAN AIR, AND GREEN JOBS
 ENVIRONMENTAL BOND ACT OF 2022
 DETAIL

LEGISLATIVE DISTRICT OR TOWN	TOTAL VOTES	YES	NO	BLANK AND VOID
Greece				
100	547	306	199	42
101	231	106	105	20
102	546	266	249	31
103	404	205	176	23
104	278	138	117	23
105	463	210	200	53
106	330	155	150	25
107	290	111	136	43
108	354	147	161	46
109	540	263	223	54
Greece	37,404	19,490	15,210	2,704
Hamlin				
1	373	163	183	27
2	408	158	203	47
3	423	150	222	51
4	307	104	184	19
5	373	126	168	79
6	312	130	152	30
7	499	227	239	33
8	257	112	137	8
9	222	92	118	12
10	439	180	241	18
Hamlin	3,613	1,442	1,847	324
Henrietta				
1	437	252	169	16
2	405	240	139	26
3	192	131	47	14
4	391	275	95	21
5	376	225	134	17
6	322	179	124	19
7	295	174	108	13
8	303	175	114	14
9	235	158	66	11
10	364	213	135	16
11	304	195	82	27
12	330	186	120	24
13	660	398	203	59
14	285	171	102	12
15	583	403	142	38
16	210	117	63	30
17	394	253	113	28
18	394	238	130	26
19	317	189	104	24

PROPOSITION NUMBER ONE
 CLEAN WATER, CLEAN AIR, AND GREEN JOBS
 ENVIRONMENTAL BOND ACT OF 2022
 DETAIL

LEGISLATIVE DISTRICT OR TOWN	TOTAL VOTES	YES	NO	BLANK AND VOID
<u>Henrietta</u>				
20	596	380	178	38
21	286	178	99	9
22	541	345	179	17
23	370	238	108	24
24	468	303	119	46
25	347	189	135	23
26	782	453	292	37
27	567	363	181	23
28	459	262	175	22
29	1,295	780	442	73
30	865	565	230	70
31	275	174	89	12
32	614	437	149	28
33	261	165	88	8
34	231	139	79	13
35	515	280	210	25
<u>Henrietta</u>	<u>15,269</u>	<u>9,423</u>	<u>4,943</u>	<u>903</u>
<u>Irondequoit</u>				
1	457	301	122	34
2	275	159	98	18
3	380	226	134	20
4	138	96	38	4
5	321	216	83	22
6	532	358	148	26
7	455	277	156	22
8	369	213	127	29
9	351	203	121	27
10	363	229	111	23
11	200	128	65	7
12	306	229	62	15
13	454	321	93	40
14	485	280	182	23
15	417	274	120	23
16	604	407	178	19
17	239	167	60	12
18	354	228	110	16
19	402	297	75	30
20	302	187	99	16
21	369	252	103	14
22	400	273	118	9
23	318	231	72	15
24	312	211	87	14
25	334	214	95	25

PROPOSITION NUMBER ONE
 CLEAN WATER, CLEAN AIR, AND GREEN JOBS
 ENVIRONMENTAL BOND ACT OF 2022
 DETAIL

LEGISLATIVE DISTRICT OR TOWN	TOTAL VOTES	YES	NO	BLANK AND VOID
Irondequoit				
26	228	154	55	19
27	229	150	71	8
28	325	174	128	23
29	313	216	77	20
30	320	194	110	16
31	442	306	117	19
32	361	250	73	38
33	251	148	88	15
34	524	302	185	37
35	275	198	60	17
36	188	119	55	14
37	297	179	93	25
38	182	126	35	21
39	21	11	7	3
40	258	170	77	11
41	359	245	89	25
42	391	216	154	21
43	288	193	80	15
44	613	360	222	31
45	228	136	64	28
46	314	191	111	12
47	133	79	40	14
48	288	182	86	20
49	480	303	145	32
50	231	151	59	21
51	411	262	132	17
52	340	219	92	29
53	308	187	95	26
54	126	79	35	12
55	382	252	91	39
56	261	172	69	20
57	470	306	131	33
58	368	228	114	26
59	312	192	98	22
60	320	194	103	23
61	440	287	125	28
62	377	252	108	17
63	263	173	78	12
64	184	135	28	21
65	218	144	56	18
66	142	88	33	21
67	239	126	93	20
68	290	181	93	16

PROPOSITION NUMBER ONE
 CLEAN WATER, CLEAN AIR, AND GREEN JOBS
 ENVIRONMENTAL BOND ACT OF 2022
 DETAIL

LEGISLATIVE DISTRICT OR TOWN	TOTAL VOTES	YES	NO	BLANK AND VOID
Irondequoit	22,127	14,207	6,512	1,408
Mendon				
1	640	376	249	15
2	583	380	184	19
3	617	340	258	19
4	455	309	133	13
5	606	353	235	18
6	610	303	282	25
7	653	363	271	19
8	258	143	103	12
9	488	280	194	14
Mendon	4,910	2,847	1,909	154
Ogden				
1	414	225	172	17
2	389	191	166	32
3	682	319	297	66
4	387	170	191	26
5	408	196	179	33
6	550	280	235	35
7	290	124	159	7
8	484	228	213	43
9	413	221	169	23
10	412	203	183	26
11	470	221	227	22
12	632	294	309	29
13	445	233	176	36
14	379	189	177	13
15	603	276	265	62
16	302	113	181	8
17	401	175	201	25
18	628	316	264	48
19	470	232	217	21
20	518	225	273	20
Ogden	9,277	4,431	4,254	592
Parma				
1	539	264	231	44
2	558	225	278	55
3	412	182	201	29
4	479	176	260	43
5	292	119	149	24
6	249	91	140	18
7	414	174	198	42
8	519	253	225	41
9	509	201	262	46

PROPOSITION NUMBER ONE
 CLEAN WATER, CLEAN AIR, AND GREEN JOBS
 ENVIRONMENTAL BOND ACT OF 2022
 DETAIL

LEGISLATIVE DISTRICT OR TOWN	TOTAL VOTES	YES	NO	BLANK AND VOID
Parma				
10	437	167	249	21
11	500	218	228	54
12	528	269	225	34
13	970	432	475	63
14	364	168	160	36
15	563	235	280	48
Parma	7,333	3,174	3,561	598
Penfield				
1	205	126	59	20
2	367	247	101	19
3	433	226	183	24
4	681	335	321	25
5	486	292	179	15
6	370	186	146	38
7	391	252	114	25
8	211	107	87	17
9	472	357	101	14
10	303	196	97	10
11	260	161	89	10
12	407	278	103	26
13	598	344	206	48
14	551	236	278	37
15	657	400	220	37
16	187	122	56	9
17	430	280	134	16
18	302	188	103	11
19	594	370	197	27
20	500	298	172	30
21	477	324	135	18
22	460	321	117	22
23	654	411	218	25
24	570	343	194	33
25	358	190	142	26
26	283	153	110	20
27	447	297	131	19
28	359	223	119	17
29	562	367	166	29
30	900	496	349	55
31	383	264	106	13
32	179	124	44	11
33	386	226	145	15
34	572	325	208	39
35	620	406	186	28

PROPOSITION NUMBER ONE
 CLEAN WATER, CLEAN AIR, AND GREEN JOBS
 ENVIRONMENTAL BOND ACT OF 2022
 DETAIL

LEGISLATIVE DISTRICT OR TOWN	TOTAL VOTES	YES	NO	BLANK AND VOID
Penfield				
36	447	287	135	25
37	890	478	355	57
38	290	156	113	21
39	329	185	111	33
40	420	235	158	27
41	578	302	244	32
42	464	241	186	37
Penfield	19,033	11,355	6,618	1,060
Perinton				
1	746	450	271	25
2	518	336	145	37
3	365	230	118	17
4	401	277	106	18
5	213	140	62	11
6	353	254	79	20
7	495	334	149	12
8	414	275	119	20
9	569	353	195	21
10	493	331	147	15
11	282	178	88	16
12	405	268	118	19
13	382	243	124	15
14	408	244	147	17
15	472	297	133	42
16	347	216	115	16
17	420	286	107	27
18	399	250	131	18
19	361	227	118	16
20	391	254	118	19
21	475	300	155	20
22	302	182	106	14
23	602	397	183	22
24	622	379	202	41
25	346	244	86	16
26	447	290	132	25
27	375	231	129	15
28	348	209	119	20
29	274	169	92	13
30	460	294	140	26
31	497	338	137	22
32	361	259	87	15
33	430	300	118	12
34	547	351	160	36

PROPOSITION NUMBER ONE
 CLEAN WATER, CLEAN AIR, AND GREEN JOBS
 ENVIRONMENTAL BOND ACT OF 2022
 DETAIL

LEGISLATIVE DISTRICT OR TOWN	TOTAL VOTES	YES	NO	BLANK AND VOID
Perinton				
35	355	225	118	12
36	300	194	93	13
37	478	318	119	41
38	564	328	184	52
39	548	327	201	20
40	345	225	105	15
41	234	152	69	13
42	392	247	127	18
43	822	490	290	42
44	319	201	96	22
45	800	501	269	30
46	228	166	55	7
47	487	312	162	13
48	379	243	122	14
49	349	207	132	10
50	86	56	22	8
51	516	269	225	22
52	525	339	147	39
53	359	231	106	22
54	819	476	301	42
55	391	230	138	23
56	788	477	287	24
Perinton	24,604	15,600	7,804	1,200
Pittsford				
1	348	246	88	14
2	376	284	71	21
3	590	422	130	38
4	524	364	143	17
5	320	234	70	16
6	250	190	45	15
7	196	140	46	10
8	408	247	146	15
9	404	243	136	25
10	613	399	185	29
11	366	247	105	14
12	458	301	139	18
13	280	183	90	7
14	506	325	161	20
15	295	185	98	12
16	353	249	83	21
17	488	353	120	15
18	365	265	80	20
19	249	127	110	12

PROPOSITION NUMBER ONE
CLEAN WATER, CLEAN AIR, AND GREEN JOBS
ENVIRONMENTAL BOND ACT OF 2022
DETAIL

LEGISLATIVE DISTRICT OR TOWN	TOTAL VOTES	YES	NO	BLANK AND VOID
Pittsford				
20	436	295	126	15
21	413	296	101	16
22	499	345	123	31
23	357	224	124	9
24	454	315	124	15
25	483	317	141	25
26	423	271	135	17
27	379	269	86	24
28	414	288	108	18
29	389	230	141	18
30	387	264	114	9
31	505	330	163	12
32	463	310	145	8
33	783	531	223	29
34	668	448	188	32
Pittsford	14,442	9,737	4,088	617
Riga				
1	733	377	307	49
2	630	272	319	39
3	318	154	146	18
4	456	193	230	33
5	438	177	234	27
6	411	136	233	42
Riga	2,986	1,309	1,469	208
Rush				
1	525	256	236	33
2	360	137	195	28
3	478	273	189	16
4	574	295	246	33
Rush	1,937	961	866	110
Sweden				
1	444	263	152	29
2	168	95	54	19
3	430	272	139	19
4	505	279	206	20
5	113	87	23	3
6	373	193	153	27
7	365	196	149	20
8	384	183	183	18
9	375	209	146	20
10	653	251	379	23
11	128	73	45	10
12	393	171	192	30

PROPOSITION NUMBER ONE
 CLEAN WATER, CLEAN AIR, AND GREEN JOBS
 ENVIRONMENTAL BOND ACT OF 2022
 DETAIL

LEGISLATIVE DISTRICT OR TOWN	TOTAL VOTES	YES	NO	BLANK AND VOID
Sweden	4,331	2,272	1,821	238
Webster				
1	401	250	133	18
2	610	368	194	48
3	508	311	173	24
4	240	142	89	9
5	457	257	174	26
6	343	199	126	18
7	528	294	203	31
8	421	230	164	27
9	425	225	179	21
10	951	506	411	34
11	522	261	233	28
12	583	303	255	25
13	438	250	174	14
14	370	230	128	12
15	336	201	119	16
16	562	335	201	26
17	390	198	173	19
18	326	179	122	25
19	695	358	299	38
20	791	386	380	25
21	568	300	236	32
22	443	229	193	21
23	390	227	143	20
24	1,281	711	506	64
25	737	417	254	66
26	509	276	203	30
27	751	432	270	49
28	451	263	172	16
29	269	152	99	18
30	269	143	98	28
31	469	246	193	30
32	614	314	260	40
33	429	225	181	23
34	265	147	99	19
35	297	173	110	14
36	366	210	139	17
37	747	442	274	31
38	450	260	143	47
39	436	259	146	31
40	429	263	133	33
41	703	388	279	36
42	570	320	228	22

PROPOSITION NUMBER ONE
 CLEAN WATER, CLEAN AIR, AND GREEN JOBS
 ENVIRONMENTAL BOND ACT OF 2022
 DETAIL

LEGISLATIVE DISTRICT OR TOWN	TOTAL VOTES	YES	NO	BLANK AND VOID
Webster				
43	405	226	149	30
Webster	21,745	12,106	8,438	1,201
Wheatland				
1	401	225	161	15
2	421	170	225	26
3	485	278	183	24
4	416	233	169	14
5	506	205	282	19
Wheatland	2,229	1,111	1,020	98
TOWNS	235,367	136,535	84,819	14,013
GRAND TOTAL:	277,983	168,001	90,965	19,017

VOTER TURNOUT
2022 GENERAL ELECTION
SUMMARY

LEGISLATIVE DISTRICT OR TOWN	VOTERS ELIGIBLE	VOTED	PERCENT TURNOUT
Leg. Dist. 07	1,224	653	53.3
Leg. Dist. 16	12	12	100.0
Leg. Dist. 21	13,291	5,825	43.8
Leg. Dist. 22	11,550	2,819	24.4
Leg. Dist. 23	13,411	8,111	60.5
Leg. Dist. 24	8,184	4,772	58.3
Leg. Dist. 25	12,311	4,462	36.2
Leg. Dist. 26	9,169	3,963	43.2
Leg. Dist. 27	14,775	5,495	37.2
Leg. Dist. 28	11,180	2,819	25.2
Leg. Dist. 29	12,591	3,828	30.4
CITY	107,698	42,759	39.7
Brighton	24,212	15,796	65.2
Chili	20,540	12,467	60.7
Clarkson	4,722	2,891	61.2
East Rochester	3,923	2,246	57.3
Gates	20,028	10,820	54.0
Greece	66,448	37,425	56.3
Hamlin	5,794	3,611	62.3
Henrietta	26,778	15,228	56.9
Irondequoit	36,393	22,157	60.9
Mendon	7,294	4,911	67.3
Ogden	14,502	9,285	64.0
Parma	11,413	7,338	64.3
Penfield	28,802	19,050	66.1
Perinton	36,182	24,626	68.1
Pittsford	21,666	14,472	66.8
Riga	4,320	2,986	69.1
Rush	2,798	1,939	69.3
Sweden	7,399	4,337	58.6
Webster	33,444	21,759	65.1
Wheatland	3,458	2,229	64.5
TOWNS	380,116	235,573	62.0
GRAND TOTAL:	487,814	278,332	57.1

VOTER TURNOUT
2022 GENERAL ELECTION
DETAIL

LEGISLATIVE DISTRICT OR TOWN	ELECTION DISTRICT	VOTERS ELIGIBLE	VOTED	PERCENT TURNOUT
Leg. Dist. 07	1	689	423	61.4
	2	535	230	43.0
Leg. Dist. 07		1,224	653	53.3
Leg. Dist. 16	1	12	12	100.0
Leg. Dist. 16		12	12	100.0
Leg. Dist. 21	1	446	280	62.8
	2	373	208	55.8
	3	379	139	36.7
	4	315	120	38.1
	5	307	187	60.9
	6	501	276	55.1
	7	617	370	60.0
	8	239	121	50.6
	9	624	367	58.8
	10	582	394	67.7
	11	595	154	25.9
	12	1,012	556	54.9
	13	310	191	61.6
	14	227	92	40.5
	15	535	225	42.1
	16	212	82	38.7
	17	627	213	34.0
	18	607	120	19.8
	19	373	66	17.7
	20	256	138	53.9
	21	513	168	32.7
	22	759	205	27.0
	23	627	189	30.1
	24	632	395	62.5
	25	574	159	27.7
	26	170	80	47.1
	27	404	99	24.5
	28	55	38	69.1
	29	212	95	44.8
	30	53	16	30.2
	31	155	82	52.9
Leg. Dist. 21		13,291	5,825	43.8
Leg. Dist. 22	1	827	192	23.2
	2	231	39	16.9

VOTER TURNOUT
2022 GENERAL ELECTION
DETAIL

<u>LEGISLATIVE DISTRICT OR TOWN</u>	<u>ELECTION DISTRICT</u>	<u>VOTERS ELIGIBLE</u>	<u>VOTED</u>	<u>PERCENT TURNOUT</u>
Leg. Dist. 22	3	487	89	18.3
	4	373	63	16.9
	5	483	101	20.9
	6	402	107	26.6
	7	331	39	11.8
	8	479	114	23.8
	9	348	72	20.7
	10	422	99	23.5
	11	520	186	35.8
	12	360	87	24.2
	13	245	43	17.6
	14	503	108	21.5
	15	538	102	19.0
	16	240	45	18.8
	17	292	50	17.1
	18	360	57	15.8
	19	174	36	20.7
	20	549	144	26.2
	21	337	63	18.7
	22	586	129	22.0
	23	336	65	19.3
	24	193	55	28.5
	25	839	390	46.5
	26	300	146	48.7
	27	499	148	29.7
	28	63	16	25.4
	29	2	0	0.0
	30	231	34	14.7
Leg. Dist. 22		11,550	2,819	24.4
Leg. Dist. 23	1	248	147	59.3
	2	585	254	43.4
	3	430	205	47.7
	4	662	418	63.1
	5	371	172	46.4
	6	312	174	55.8
	7	559	330	59.0
	8	507	308	60.7
	9	310	205	66.1
	10	401	237	59.1
	11	414	280	67.6
	12	494	350	70.9

VOTER TURNOUT
2022 GENERAL ELECTION
DETAIL

<u>LEGISLATIVE DISTRICT OR TOWN</u>	<u>ELECTION DISTRICT</u>	<u>VOTERS ELIGIBLE</u>	<u>VOTED</u>	<u>PERCENT TURNOUT</u>
Leg. Dist. 23	13	480	278	57.9
	14	520	309	59.4
	15	400	240	60.0
	16	245	155	63.3
	17	652	343	52.6
	18	848	577	68.0
	19	512	305	59.6
	20	490	334	68.2
	21	395	295	74.7
	22	347	237	68.3
	23	176	96	54.5
	24	460	229	49.8
	25	578	432	74.7
	26	677	472	69.7
	27	365	253	69.3
	28	677	329	48.6
	29	110	40	36.4
	30	1	0	0.0
	31	162	93	57.4
	32	23	14	60.9
Leg. Dist. 23		13,411	8,111	60.5
Leg. Dist. 24	1	500	380	76.0
	2	254	189	74.4
	3	263	198	75.3
	4	656	380	57.9
	5	438	244	55.7
	6	352	218	61.9
	7	260	142	54.6
	8	385	213	55.3
	9	289	184	63.7
	10	643	420	65.3
	11	365	102	27.9
	12	155	34	21.9
	13	543	334	61.5
	14	576	341	59.2
	15	656	334	50.9
	16	526	307	58.4
	17	72	17	23.6
	18	566	313	55.3
	19	128	53	41.4
	20	104	59	56.7

VOTER TURNOUT
2022 GENERAL ELECTION
DETAIL

<u>LEGISLATIVE DISTRICT OR TOWN</u>	<u>ELECTION DISTRICT</u>	<u>VOTERS ELIGIBLE</u>	<u>VOTED</u>	<u>PERCENT TURNOUT</u>
Leg. Dist. 24	21	109	67	61.5
	22	157	108	68.8
	23	127	102	80.3
	24	23	17	73.9
	25	33	15	45.5
	26	4	1	25.0
Leg. Dist. 24		8,184	4,772	58.3
Leg. Dist. 25	1	631	351	55.6
	2	523	172	32.9
	3	600	231	38.5
	4	203	81	39.9
	5	494	155	31.4
	6	437	180	41.2
	7	789	199	25.2
	8	613	174	28.4
	9	255	76	29.8
	10	536	218	40.7
	11	345	66	19.1
	12	296	164	55.4
	13	525	137	26.1
	14	224	127	56.7
	15	438	134	30.6
	16	612	139	22.7
	17	384	101	26.3
	18	716	230	32.1
	19	351	171	48.7
	20	302	126	41.7
	21	495	125	25.3
	22	326	181	55.5
	23	317	30	9.5
	24	73	40	54.8
	25	932	367	39.4
	26	82	49	59.8
	27	155	62	40.0
	28	65	31	47.7
	29	75	38	50.7
	30	236	137	58.1
	31	194	115	59.3
	32	16	11	68.8
	33	71	44	62.0

VOTER TURNOUT
2022 GENERAL ELECTION
DETAIL

<u>LEGISLATIVE DISTRICT OR TOWN</u>	<u>ELECTION DISTRICT</u>	<u>VOTERS ELIGIBLE</u>	<u>VOTED</u>	<u>PERCENT TURNOUT</u>
Leg. Dist. 25		12,311	4,462	36.2
Leg. Dist. 26	1	828	475	57.4
	2	437	188	43.0
	3	440	158	35.9
	4	435	225	51.7
	5	519	198	38.2
	6	436	177	40.6
	7	529	173	32.7
	8	628	224	35.7
	9	628	229	36.5
	10	615	189	30.7
	11	498	241	48.4
	12	574	281	49.0
	13	497	276	55.5
	14	571	297	52.0
	15	566	172	30.4
	16	549	250	45.5
	17	419	210	50.1
Leg. Dist. 26		9,169	3,963	43.2
Leg. Dist. 27	1	661	301	45.5
	2	675	318	47.1
	3	506	263	52.0
	4	620	275	44.4
	5	633	263	41.5
	6	667	200	30.0
	7	584	252	43.2
	8	1,045	351	33.6
	9	570	280	49.1
	10	566	255	45.1
	11	676	260	38.5
	12	531	181	34.1
	13	667	226	33.9
	14	466	168	36.1
	15	567	212	37.4
	16	610	238	39.0
	17	753	237	31.5
	18	860	209	24.3
	19	641	269	42.0
	20	470	128	27.2
	21	316	116	36.7

VOTER TURNOUT
2022 GENERAL ELECTION
DETAIL

<u>LEGISLATIVE DISTRICT OR TOWN</u>	<u>ELECTION DISTRICT</u>	<u>VOTERS ELIGIBLE</u>	<u>VOTED</u>	<u>PERCENT TURNOUT</u>
Leg. Dist. 27	22	572	161	28.1
	23	391	139	35.5
	25	336	91	27.1
	26	392	102	26.0
Leg. Dist. 27		<u>14,775</u>	<u>5,495</u>	<u>37.2</u>
Leg. Dist. 28	1	620	165	26.6
	2	202	45	22.3
	3	448	86	19.2
	4	409	130	31.8
	5	312	107	34.3
	6	615	247	40.2
	7	976	283	29.0
	8	529	124	23.4
	9	627	176	28.1
	10	272	53	19.5
	11	513	107	20.9
	12	478	80	16.7
	13	684	139	20.3
	14	753	148	19.7
	15	373	42	11.3
	16	531	155	29.2
	17	118	20	16.9
	18	624	166	26.6
	19	2	2	100.0
	20	831	212	25.5
	21	652	199	30.5
	22	397	80	20.2
	23	214	53	24.8
Leg. Dist. 28		<u>11,180</u>	<u>2,819</u>	<u>25.2</u>
Leg. Dist. 29	1	87	18	20.7
	2	276	39	14.1
	3	24	9	37.5
	4	629	228	36.2
	5	709	189	26.7
	6	260	89	34.2
	7	308	139	45.1
	8	142	41	28.9
	9	915	295	32.2
	10	873	214	24.5
	11	522	195	37.4

VOTER TURNOUT
2022 GENERAL ELECTION
DETAIL

LEGISLATIVE DISTRICT OR TOWN	ELECTION DISTRICT	VOTERS ELIGIBLE	VOTED	PERCENT TURNOUT
Leg. Dist. 29	12	831	201	24.2
	13	415	76	18.3
	14	255	70	27.5
	15	674	148	22.0
	16	267	46	17.2
	17	339	124	36.6
	18	399	252	63.2
	19	382	89	23.3
	20	849	218	25.7
	21	576	238	41.3
	22	272	96	35.3
	23	397	160	40.3
	24	807	230	28.5
	25	194	38	19.6
	26	404	78	19.3
	28	19	2	10.5
	29	88	29	33.0
	30	58	14	24.1
	31	111	16	14.4
	32	65	19	29.2
	33	444	228	51.4
Leg. Dist. 29		<u>12,591</u>	<u>3,828</u>	<u>30.4</u>
CITY		107,698	42,759	39.7
Brighton	1	613	437	71.3
	2	419	253	60.4
	3	473	309	65.3
	4	578	408	70.6
	5	543	384	70.7
	6	763	534	70.0
	7	488	318	65.2
	8	566	383	67.7
	9	497	357	71.8
	10	589	428	72.7
	11	616	451	73.2
	12	658	486	73.9
	13	380	272	71.6
	14	498	298	59.8
	15	450	326	72.4
	16	365	266	72.9
	17	325	220	67.7

VOTER TURNOUT
2022 GENERAL ELECTION
DETAIL

<u>LEGISLATIVE DISTRICT OR TOWN</u>	<u>ELECTION DISTRICT</u>	<u>VOTERS ELIGIBLE</u>	<u>VOTED</u>	<u>PERCENT TURNOUT</u>
Brighton	18	498	358	71.9
	19	329	233	70.8
	20	522	289	55.4
	21	470	322	68.5
	22	587	392	66.8
	23	450	308	68.4
	24	556	415	74.6
	25	410	297	72.4
	26	407	272	66.8
	27	423	295	69.7
	28	740	484	65.4
	29	388	244	62.9
	30	943	545	57.8
	31	461	319	69.2
	32	591	401	67.9
	33	619	417	67.4
	34	525	377	71.8
	35	520	317	61.0
	36	721	329	45.6
	37	423	248	58.6
	38	630	384	61.0
	39	443	315	71.1
	40	953	605	63.5
	41	932	473	50.8
	42	163	118	72.4
	43	587	336	57.2
	44	360	142	39.4
	45	462	223	48.3
	46	278	208	74.8
Brighton		<u>24,212</u>	<u>15,796</u>	<u>65.2</u>
Chili	1	438	261	59.6
	2	675	464	68.7
	3	644	387	60.1
	4	445	286	64.3
	5	563	349	62.0
	6	569	343	60.3
	7	401	234	58.4
	8	584	372	63.7
	9	582	377	64.8
	10	371	227	61.2

VOTER TURNOUT
2022 GENERAL ELECTION
DETAIL

<u>LEGISLATIVE DISTRICT OR TOWN</u>	<u>ELECTION DISTRICT</u>	<u>VOTERS ELIGIBLE</u>	<u>VOTED</u>	<u>PERCENT TURNOUT</u>
Chili	11	663	404	60.9
	12	556	339	61.0
	13	769	506	65.8
	14	573	349	60.9
	15	456	300	65.8
	16	1,093	717	65.6
	17	1,360	928	68.2
	18	670	377	56.3
	19	492	321	65.2
	20	802	488	60.8
	21	386	248	64.2
	22	947	451	47.6
	23	481	317	65.9
	24	1,414	771	54.5
	25	530	272	51.3
	26	726	472	65.0
	27	536	335	62.5
	28	496	287	57.9
	29	389	265	68.1
	30	472	203	43.0
	31	550	350	63.6
	32	907	467	51.5
Chili		<u>20,540</u>	<u>12,467</u>	<u>60.7</u>
Clarkson	1	908	602	66.3
	2	118	66	55.9
	3	678	437	64.5
	4	966	650	67.3
	5	1,433	768	53.6
	6	619	368	59.5
Clarkson		<u>4,722</u>	<u>2,891</u>	<u>61.2</u>
East Rochester	1	712	338	47.5
	2	519	313	60.3
	3	516	318	61.6
	4	557	303	54.4
	5	486	287	59.1
	6	564	375	66.5
	7	569	312	54.8
East Rochester		<u>3,923</u>	<u>2,246</u>	<u>57.3</u>
Gates	1	434	223	51.4

VOTER TURNOUT
2022 GENERAL ELECTION
DETAIL

<u>LEGISLATIVE DISTRICT OR TOWN</u>	<u>ELECTION DISTRICT</u>	<u>VOTERS ELIGIBLE</u>	<u>VOTED</u>	<u>PERCENT TURNOUT</u>
Gates	2	532	277	52.1
	3	598	277	46.3
	4	532	314	59.0
	5	520	360	69.2
	6	610	302	49.5
	7	1,273	778	61.1
	8	406	237	58.4
	9	668	334	50.0
	10	353	195	55.2
	11	455	250	54.9
	12	404	207	51.2
	13	746	320	42.9
	14	463	243	52.5
	15	927	482	52.0
	16	481	258	53.6
	17	614	300	48.9
	18	668	372	55.7
	19	494	278	56.3
	20	531	322	60.6
	21	501	287	57.3
	22	394	234	59.4
	23	532	305	57.3
	24	1,339	724	54.1
	25	395	199	50.4
	26	658	403	61.2
	27	774	414	53.5
	28	449	248	55.2
	29	560	279	49.8
	30	375	212	56.5
	31	439	246	56.0
	32	532	318	59.8
	33	372	147	39.5
	34	594	260	43.8
	35	405	215	53.1
Gates		20,028	10,820	54.0
Greece	1	491	292	59.5
	2	614	428	69.7
	3	415	229	55.2
	4	471	262	55.6
	5	454	219	48.2
	6	488	190	38.9

VOTER TURNOUT
2022 GENERAL ELECTION
DETAIL

<u>LEGISLATIVE DISTRICT OR TOWN</u>	<u>ELECTION DISTRICT</u>	<u>VOTERS ELIGIBLE</u>	<u>VOTED</u>	<u>PERCENT TURNOUT</u>
Greece	7	692	312	45.1
	8	589	250	42.4
	9	577	281	48.7
	10	591	280	47.4
	11	355	152	42.8
	12	383	182	47.5
	13	488	252	51.6
	14	441	216	49.0
	15	461	296	64.2
	16	341	211	61.9
	17	699	411	58.8
	18	596	366	61.4
	19	493	261	52.9
	20	621	283	45.6
	21	489	294	60.1
	22	426	210	49.3
	23	760	392	51.6
	24	656	448	68.3
	25	598	278	46.5
	26	466	235	50.4
	27	1,141	567	49.7
	28	665	415	62.4
	29	524	326	62.2
	30	390	209	53.6
	31	447	247	55.3
	32	670	264	39.4
	33	656	399	60.8
	34	568	385	67.8
	35	544	303	55.7
	36	665	374	56.2
	37	380	247	65.0
	38	826	492	59.6
	39	358	203	56.7
	40	521	256	49.1
	41	639	336	52.6
	42	687	300	43.7
	43	655	427	65.2
	44	735	473	64.4
	45	898	569	63.4
	46	520	222	42.7
	47	504	292	57.9

VOTER TURNOUT
2022 GENERAL ELECTION
DETAIL

<u>LEGISLATIVE DISTRICT OR TOWN</u>	<u>ELECTION DISTRICT</u>	<u>VOTERS ELIGIBLE</u>	<u>VOTED</u>	<u>PERCENT TURNOUT</u>
Greece				
	48	412	222	53.9
	49	379	222	58.6
	50	512	296	57.8
	51	351	195	55.6
	52	693	428	61.8
	53	686	230	33.5
	54	616	414	67.2
	55	442	249	56.3
	56	651	366	56.2
	57	533	318	59.7
	58	666	412	61.9
	59	689	183	26.6
	60	511	271	53.0
	61	669	304	45.4
	62	796	397	49.9
	63	656	339	51.7
	64	506	278	54.9
	65	503	343	68.2
	66	385	174	45.2
	67	484	291	60.1
	68	641	373	58.2
	69	350	215	61.4
	70	1,628	1,123	69.0
	71	597	400	67.0
	72	791	501	63.3
	73	375	146	38.9
	74	636	274	43.1
	75	459	226	49.2
	76	437	305	69.8
	77	620	330	53.2
	78	440	222	50.5
	79	1,143	721	63.1
	80	749	457	61.0
	81	373	223	59.8
	82	723	365	50.5
	83	469	173	36.9
	84	702	413	58.8
	85	729	412	56.5
	86	616	405	65.7
	87	499	290	58.1
	88	684	446	65.2

VOTER TURNOUT
2022 GENERAL ELECTION
DETAIL

<u>LEGISLATIVE DISTRICT OR TOWN</u>	<u>ELECTION DISTRICT</u>	<u>VOTERS ELIGIBLE</u>	<u>VOTED</u>	<u>PERCENT TURNOUT</u>
Greece	89	439	271	61.7
	90	719	440	61.2
	91	1,003	650	64.8
	92	1,115	547	49.1
	93	825	447	54.2
	94	669	390	58.3
	95	530	250	47.2
	96	687	392	57.1
	97	978	616	63.0
	98	1,081	545	50.4
	99	585	405	69.2
	100	857	547	63.8
	101	381	231	60.6
	102	942	546	58.0
	103	631	404	64.0
	104	434	276	63.6
	105	692	463	66.9
	106	540	332	61.5
	107	490	291	59.4
	108	523	354	67.7
	109	878	540	61.5
Greece		<u>66,448</u>	<u>37,425</u>	<u>56.3</u>
Hamlin	1	652	372	57.1
	2	635	408	64.3
	3	638	424	66.5
	4	482	307	63.7
	5	601	375	62.4
	6	493	311	63.1
	7	708	497	70.2
	8	484	257	53.1
	9	430	223	51.9
	10	671	437	65.1
Hamlin		<u>5,794</u>	<u>3,611</u>	<u>62.3</u>
Henrietta	1	694	439	63.3
	2	719	405	56.3
	3	405	193	47.7
	4	699	391	55.9
	5	613	376	61.3
	6	569	322	56.6
	7	468	298	63.7

VOTER TURNOUT
2022 GENERAL ELECTION
DETAIL

<u>LEGISLATIVE DISTRICT OR TOWN</u>	<u>ELECTION DISTRICT</u>	<u>VOTERS ELIGIBLE</u>	<u>VOTED</u>	<u>PERCENT TURNOUT</u>
Henrietta	8	538	305	56.7
	9	470	228	48.5
	10	604	367	60.8
	11	634	304	47.9
	12	521	330	63.3
	13	1,239	660	53.3
	14	572	270	47.2
	15	1,119	584	52.2
	16	412	210	51.0
	17	612	394	64.4
	18	720	390	54.2
	19	570	318	55.8
	20	990	597	60.3
	21	413	288	69.7
	22	772	539	69.8
	23	761	370	48.6
	24	915	447	48.9
	25	522	347	66.5
	26	1,228	781	63.6
	27	926	567	61.2
	28	714	459	64.3
	29	2,391	1,293	54.1
	30	1,675	867	51.8
	31	579	274	47.3
	32	853	614	72.0
	33	489	253	51.7
	34	500	232	46.4
	35	872	516	59.2
Henrietta		26,778	15,228	56.9
Irondequoit	1	864	455	52.7
	2	428	274	64.0
	3	701	380	54.2
	4	235	138	58.7
	5	586	319	54.4
	6	747	535	71.6
	7	615	454	73.8
	8	544	373	68.6
	9	599	355	59.3
	10	479	363	75.8
	11	307	200	65.1
	12	465	307	66.0

VOTER TURNOUT
2022 GENERAL ELECTION
DETAIL

<u>LEGISLATIVE DISTRICT OR TOWN</u>	<u>ELECTION DISTRICT</u>	<u>VOTERS ELIGIBLE</u>	<u>VOTED</u>	<u>PERCENT TURNOUT</u>
Irondequoit	13	685	455	66.4
	14	744	485	65.2
	15	606	417	68.8
	16	873	607	69.5
	17	390	240	61.5
	18	546	354	64.8
	19	739	403	54.5
	20	442	302	68.3
	21	574	369	64.3
	22	559	400	71.6
	23	505	317	62.8
	24	506	313	61.9
	25	582	336	57.7
	26	539	227	42.1
	27	319	230	72.1
	28	535	325	60.7
	29	472	313	66.3
	30	487	319	65.5
	31	660	442	67.0
	32	569	362	63.6
	33	407	250	61.4
	34	793	526	66.3
	35	399	275	68.9
	36	523	188	35.9
	37	537	300	55.9
	38	427	183	42.9
	39	65	23	35.4
	40	363	258	71.1
	41	560	359	64.1
	42	544	392	72.1
	43	450	287	63.8
	44	883	615	69.6
	45	429	229	53.4
	46	569	316	55.5
	47	195	133	68.2
	48	464	287	61.9
	49	719	481	66.9
	50	596	231	38.8
	51	595	412	69.2
	52	671	341	50.8
	53	549	308	56.1

VOTER TURNOUT
2022 GENERAL ELECTION
DETAIL

<u>LEGISLATIVE DISTRICT OR TOWN</u>	<u>ELECTION DISTRICT</u>	<u>VOTERS ELIGIBLE</u>	<u>VOTED</u>	<u>PERCENT TURNOUT</u>
Irondequoit	54	249	126	50.6
	55	626	382	61.0
	56	442	261	59.0
	57	761	469	61.6
	58	709	368	51.9
	59	515	312	60.6
	60	516	321	62.2
	61	627	442	70.5
	62	527	377	71.5
	63	431	263	61.0
	64	449	183	40.8
	65	446	218	48.9
	66	447	142	31.8
	67	434	239	55.1
	68	574	291	50.7
Irondequoit		<u>36,393</u>	<u>22,157</u>	<u>60.9</u>
Mendon	1	953	637	66.8
	2	920	585	63.6
	3	909	617	67.9
	4	699	456	65.2
	5	833	606	72.7
	6	881	610	69.2
	7	948	653	68.9
	8	431	259	60.1
	9	720	488	67.8
Mendon		<u>7,294</u>	<u>4,911</u>	<u>67.3</u>
Ogden	1	593	414	69.8
	2	603	391	64.8
	3	1,006	684	68.0
	4	577	387	67.1
	5	617	408	66.1
	6	967	550	56.9
	7	407	291	71.5
	8	867	484	55.8
	9	630	413	65.6
	10	623	412	66.1
	11	715	474	66.3
	12	1,026	634	61.8
	13	727	446	61.3
	14	599	375	62.6

VOTER TURNOUT
2022 GENERAL ELECTION
DETAIL

<u>LEGISLATIVE DISTRICT OR TOWN</u>	<u>ELECTION DISTRICT</u>	<u>VOTERS ELIGIBLE</u>	<u>VOTED</u>	<u>PERCENT TURNOUT</u>
Ogden	15	884	604	68.3
	16	424	301	71.0
	17	623	400	64.2
	18	1,061	628	59.2
	19	767	471	61.4
	20	786	518	65.9
Ogden		<u>14,502</u>	<u>9,285</u>	<u>64.0</u>
Parma	1	795	538	67.7
	2	829	558	67.3
	3	643	411	63.9
	4	749	479	64.0
	5	454	292	64.3
	6	368	249	67.7
	7	617	414	67.1
	8	798	521	65.3
	9	770	510	66.2
	10	691	437	63.2
	11	715	501	70.1
	12	937	529	56.5
	13	1,428	970	67.9
	14	733	366	49.9
	15	886	563	63.5
Parma		<u>11,413</u>	<u>7,338</u>	<u>64.3</u>
Penfield	1	363	205	56.5
	2	599	367	61.3
	3	605	433	71.6
	4	956	679	71.0
	5	701	486	69.3
	6	535	369	69.0
	7	554	390	70.4
	8	497	212	42.7
	9	663	473	71.3
	10	465	304	65.4
	11	393	260	66.2
	12	608	408	67.1
	13	1,157	599	51.8
	14	803	552	68.7
	15	959	656	68.4
	16	266	187	70.3

VOTER TURNOUT
2022 GENERAL ELECTION
DETAIL

<u>LEGISLATIVE DISTRICT OR TOWN</u>	<u>ELECTION DISTRICT</u>	<u>VOTERS ELIGIBLE</u>	<u>VOTED</u>	<u>PERCENT TURNOUT</u>
Penfield	17	621	430	69.2
	18	444	304	68.5
	19	871	597	68.5
	20	719	500	69.5
	21	705	477	67.7
	22	734	460	62.7
	23	968	654	67.6
	24	843	570	67.6
	25	533	360	67.5
	26	396	285	72.0
	27	616	448	72.7
	28	620	359	57.9
	29	1,011	562	55.6
	30	1,275	903	70.8
	31	587	384	65.4
	32	268	178	66.4
	33	573	386	67.4
	34	913	572	62.7
	35	918	620	67.5
	36	649	448	69.0
	37	1,278	890	69.6
	38	435	291	66.9
	39	484	329	68.0
	40	647	420	64.9
	41	852	577	67.7
	42	718	466	64.9
Penfield		<u>28,802</u>	<u>19,050</u>	<u>66.1</u>
Perinton	1	1,051	746	71.0
	2	743	517	69.6
	3	503	365	72.6
	4	601	402	66.9
	5	355	213	60.0
	6	508	354	69.7
	7	656	497	75.8
	8	571	414	72.5
	9	843	570	67.6
	10	678	494	72.9
	11	446	282	63.2
	12	545	406	74.5
	13	525	382	72.8
	14	552	408	73.9

VOTER TURNOUT
2022 GENERAL ELECTION
DETAIL

<u>LEGISLATIVE DISTRICT OR TOWN</u>	<u>ELECTION DISTRICT</u>	<u>VOTERS ELIGIBLE</u>	<u>VOTED</u>	<u>PERCENT TURNOUT</u>
Perinton	15	740	472	63.8
	16	500	347	69.4
	17	623	419	67.3
	18	577	400	69.3
	19	550	363	66.0
	20	561	392	69.9
	21	711	475	66.8
	22	413	300	72.6
	23	919	601	65.4
	24	950	622	65.5
	25	464	348	75.0
	26	610	448	73.4
	27	545	376	69.0
	28	473	348	73.6
	29	378	274	72.5
	30	656	460	70.1
	31	693	497	71.7
	32	583	362	62.1
	33	595	430	72.3
	34	790	549	69.5
	35	521	356	68.3
	36	541	300	55.5
	37	648	479	73.9
	38	887	564	63.6
	39	820	548	66.8
	40	459	345	75.2
	41	340	235	69.1
	42	670	392	58.5
	43	1,137	822	72.3
	44	479	319	66.6
	45	1,185	802	67.7
	46	361	229	63.4
	47	751	487	64.8
	48	539	379	70.3
	49	512	348	68.0
	50	377	87	23.1
	51	742	517	69.7
	52	814	526	64.6
	53	503	359	71.4
	54	1,207	819	67.9
	55	569	392	68.9

VOTER TURNOUT
2022 GENERAL ELECTION
DETAIL

LEGISLATIVE DISTRICT OR TOWN	ELECTION DISTRICT	VOTERS ELIGIBLE	VOTED	PERCENT TURNOUT
Perinton	56	1,212	788	65.0
Perinton		36,182	24,626	68.1
Pittsford	1	511	345	67.5
	2	535	378	70.7
	3	839	593	70.7
	4	767	524	68.3
	5	450	320	71.1
	6	405	251	62.0
	7	295	197	66.8
	8	603	408	67.7
	9	597	409	68.5
	10	950	614	64.6
	11	513	367	71.5
	12	665	459	69.0
	13	413	281	68.0
	14	729	507	69.5
	15	587	295	50.3
	16	505	349	69.1
	17	720	492	68.3
	18	640	366	57.2
	19	356	249	69.9
	20	639	437	68.4
	21	630	413	65.6
	22	706	502	71.1
	23	531	358	67.4
	24	652	455	69.8
	25	706	483	68.4
	26	597	424	71.0
	27	551	381	69.1
	28	602	415	68.9
	29	559	390	69.8
	30	568	389	68.5
	31	757	505	66.7
	32	678	464	68.4
	33	1,228	785	63.9
	34	1,182	667	56.4
Pittsford		21,666	14,472	66.8
Riga	1	1,020	733	71.9
	2	875	630	72.0
	3	478	318	66.5

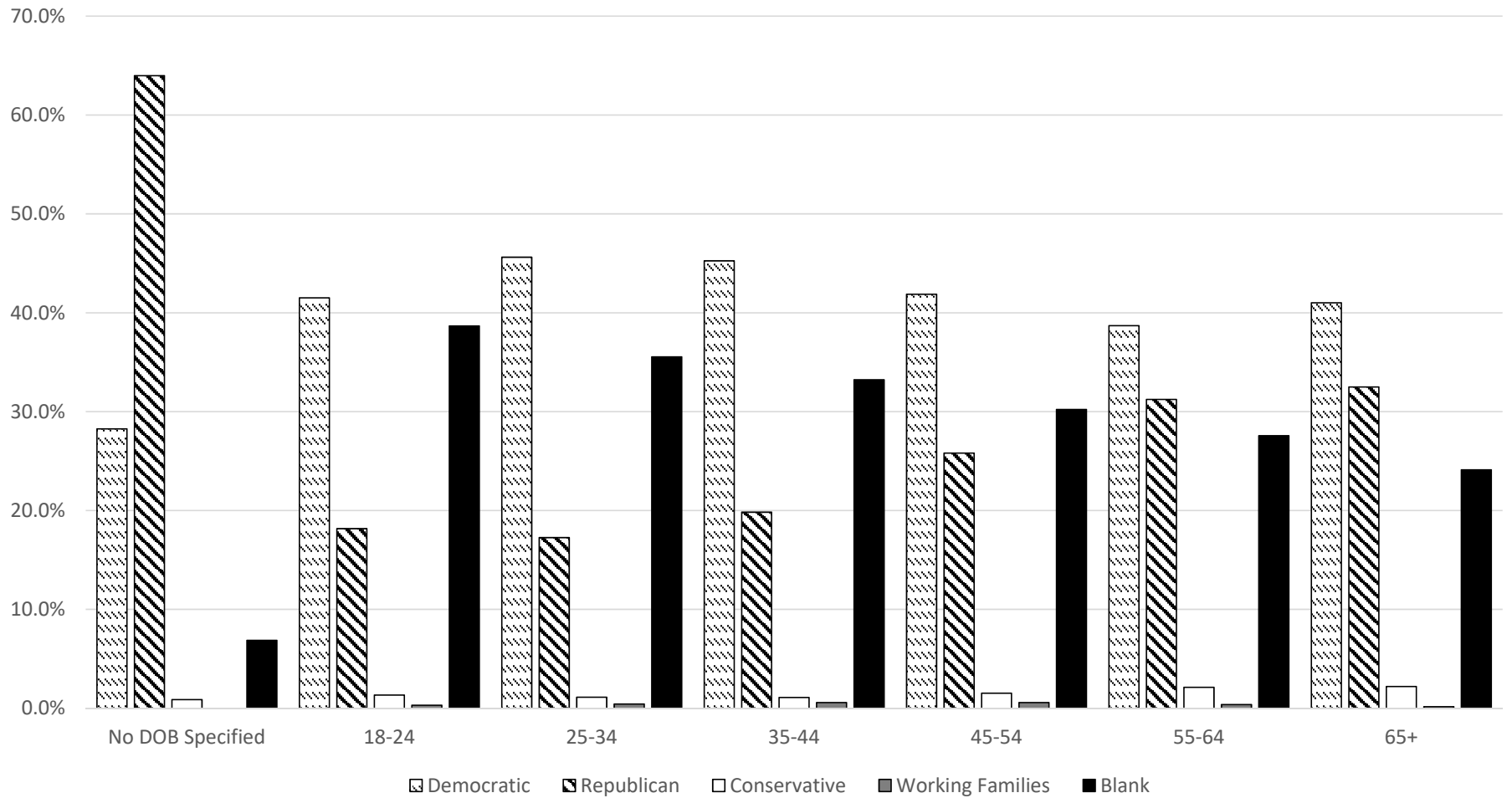
VOTER TURNOUT
2022 GENERAL ELECTION
DETAIL

<u>LEGISLATIVE DISTRICT OR TOWN</u>	<u>ELECTION DISTRICT</u>	<u>VOTERS ELIGIBLE</u>	<u>VOTED</u>	<u>PERCENT TURNOUT</u>
Riga	4	683	457	66.9
	5	642	437	68.1
	6	622	411	66.1
Riga		<u>4,320</u>	<u>2,986</u>	<u>69.1</u>
Rush	1	798	525	65.8
	2	546	359	65.8
	3	656	480	73.2
	4	798	575	72.1
Rush		<u>2,798</u>	<u>1,939</u>	<u>69.3</u>
Sweden	1	697	444	63.7
	2	399	169	42.4
	3	782	429	54.9
	4	865	504	58.3
	5	297	113	38.0
	6	623	374	60.0
	7	600	367	61.2
	8	559	384	68.7
	9	709	376	53.0
	10	991	653	65.9
	11	283	130	45.9
	12	594	394	66.3
Sweden		<u>7,399</u>	<u>4,337</u>	<u>58.6</u>
Webster	1	548	401	73.2
	2	1,234	610	49.4
	3	727	508	69.9
	4	392	241	61.5
	5	661	457	69.1
	6	624	344	55.1
	7	736	472	64.1
	8	579	412	71.2
	9	607	426	70.2
	10	1,491	974	65.3
	11	748	511	68.3
	12	806	545	67.6
	13	571	408	71.5
	14	569	377	66.3
	15	471	319	67.7
	16	963	560	58.2
	17	589	397	67.4

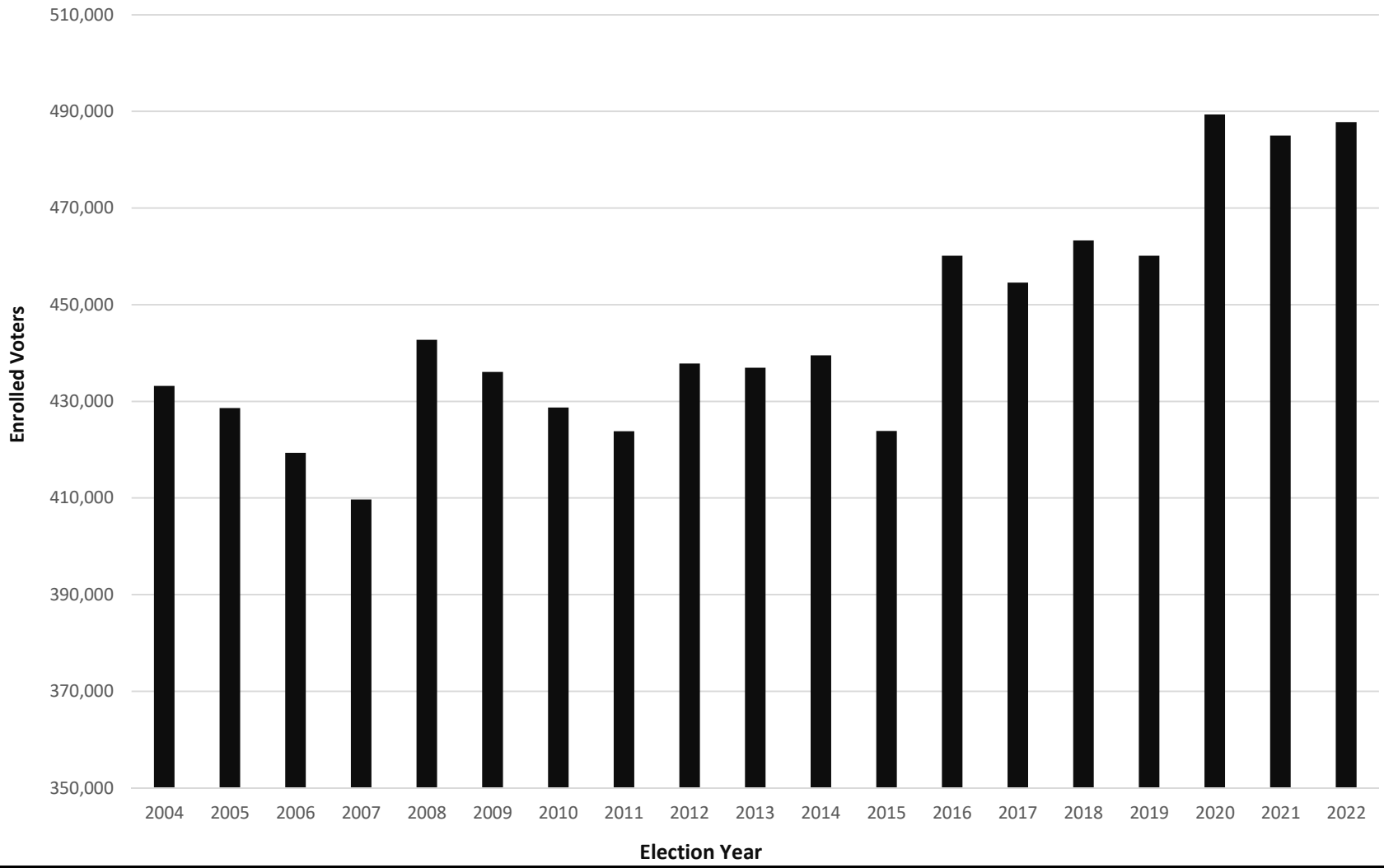
VOTER TURNOUT
2022 GENERAL ELECTION
DETAIL

<u>LEGISLATIVE DISTRICT OR TOWN</u>	<u>ELECTION DISTRICT</u>	<u>VOTERS ELIGIBLE</u>	<u>VOTED</u>	<u>PERCENT TURNOUT</u>
Webster				
	18	462	322	69.7
	19	957	691	72.2
	20	1,167	808	69.2
	21	836	560	67.0
	22	697	444	63.7
	23	575	398	69.2
	24	1,927	1,319	68.4
	25	1,258	786	62.5
	26	805	496	61.6
	27	1,254	801	63.9
	28	688	459	66.7
	29	456	269	59.0
	30	643	279	43.4
	31	790	502	63.5
	32	889	645	72.6
	33	644	445	69.1
	34	358	251	70.1
	35	432	289	66.9
	36	582	372	63.9
	37	1,126	731	64.9
	38	709	452	63.8
	39	592	434	73.3
	40	826	413	50.0
	41	1,021	692	67.8
	42	782	534	68.3
	43	652	405	62.1
Webster		33,444	21,759	65.1
Wheatland				
	1	601	403	67.1
	2	605	421	69.6
	3	773	484	62.6
	4	783	417	53.3
	5	696	504	72.4
Wheatland		3,458	2,229	64.5
TOWNS		380,116	235,573	62.0
GRAND TOTAL:		487,814	278,332	57.1

PARTY ENROLLMENTS BY AGE

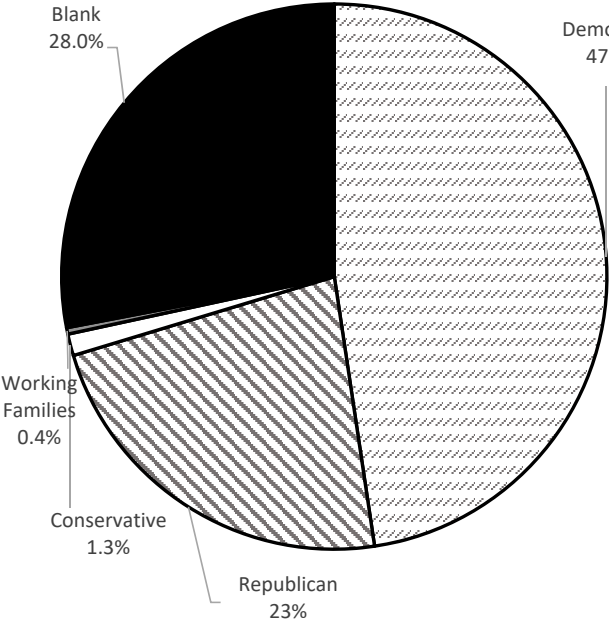


Voter Registration 2004 to 2022 General Elections

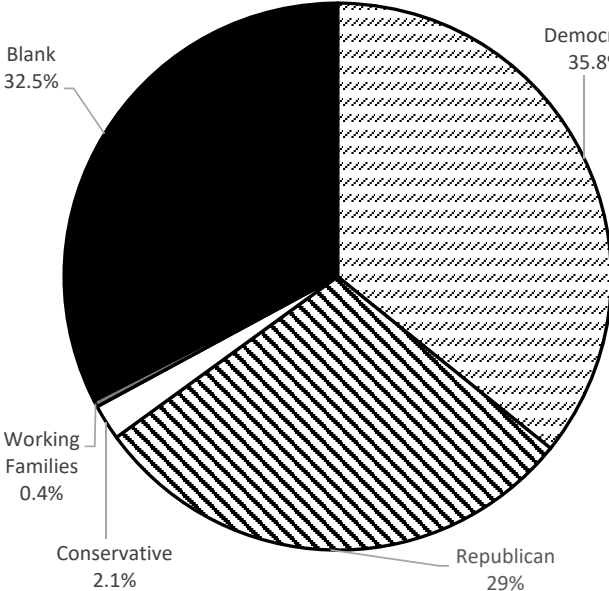


PROFILE OF PARTY ENROLLMENTS

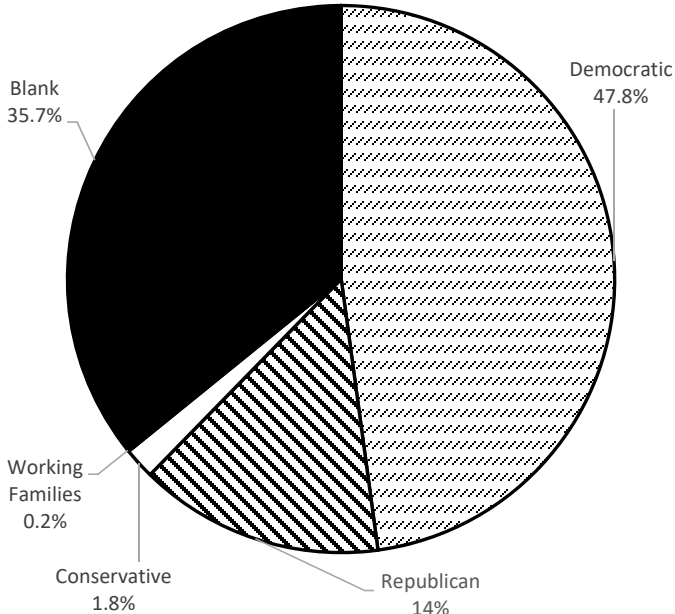
By Gender



Female



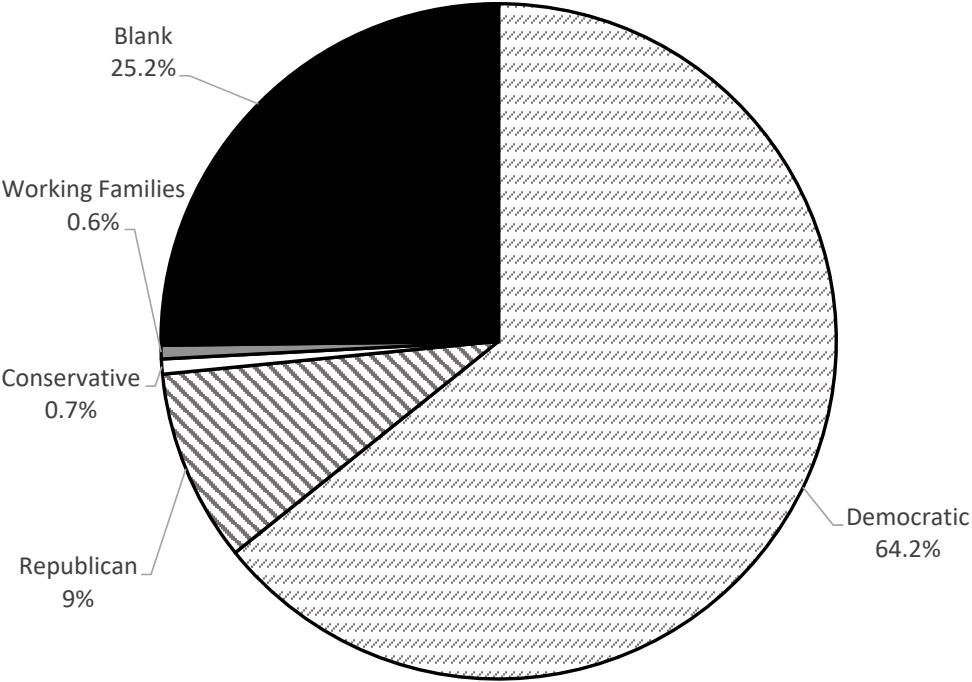
Male



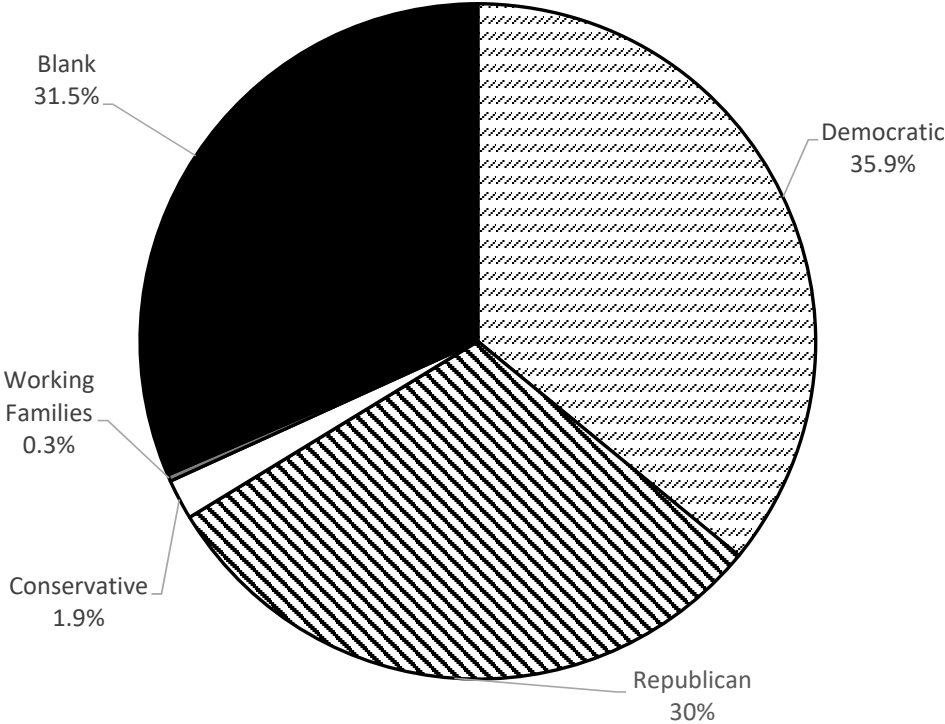
Undeclared

PROFILE OF PARTY ENROLLMENTS

By Location

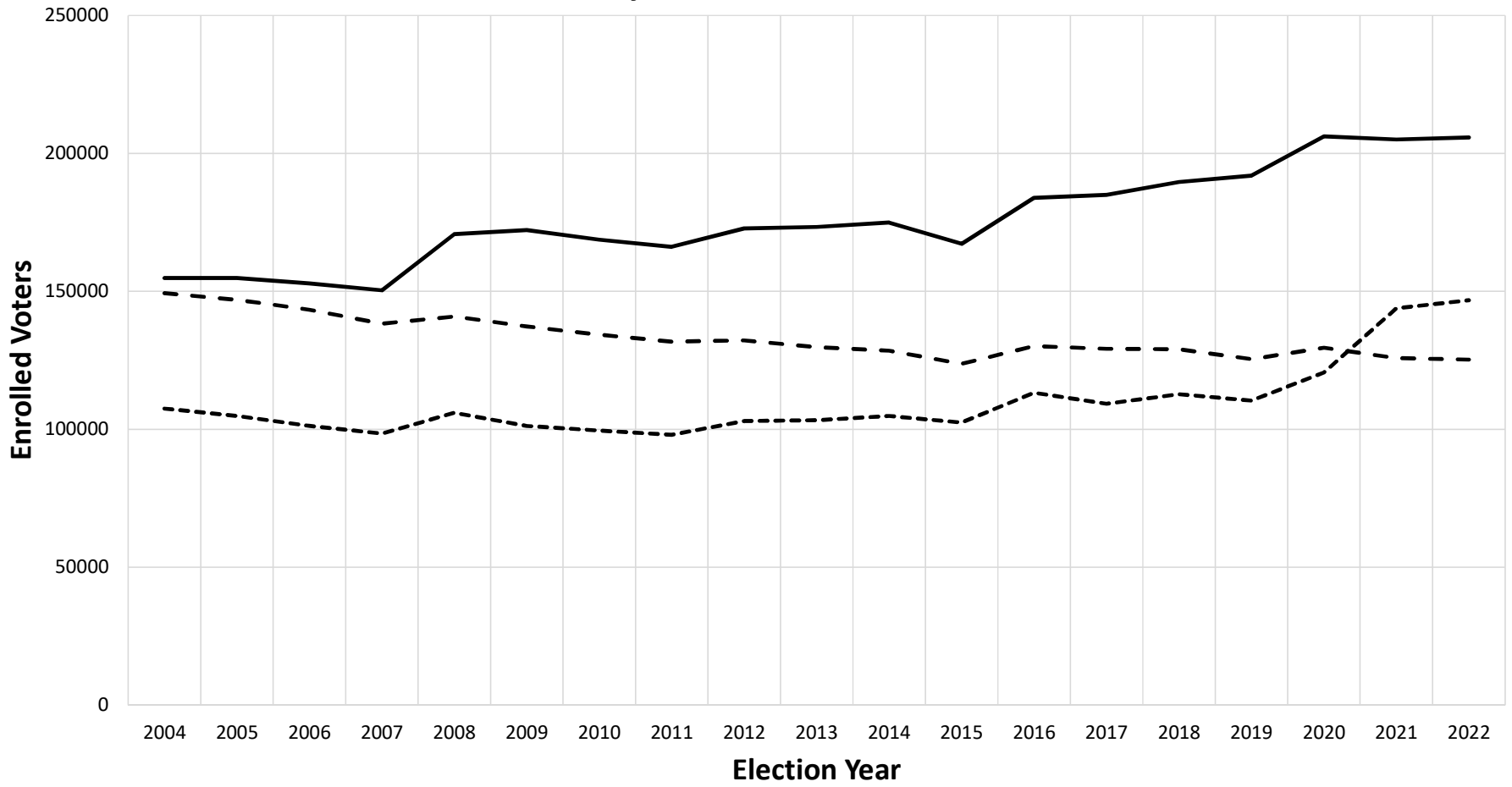


City



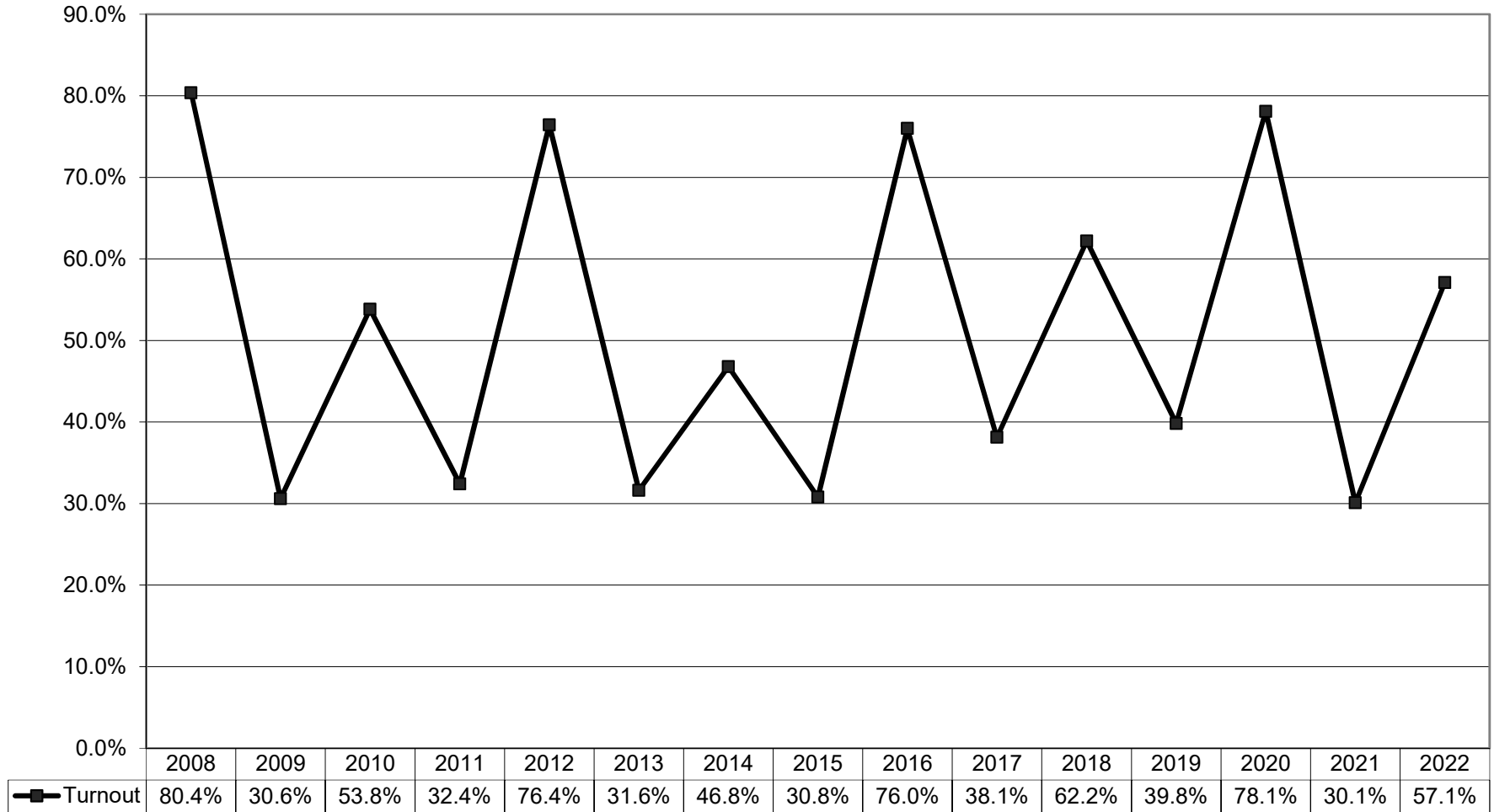
Towns

Party Enrollment Trends



— Democratic - - Republican . . . Unaffiliated

VOTER TURNOUT FOR THE GENERAL ELECTION 2008 Through 2022



VOTER TURNOUT HISTORY

Year	Registered Voters	Number Voting	Turnout
2022	487,814	278,573	57.1%
2021	484,988	145,777	30.1%
2020	489,352	383,477	78.4%
2019	460,119	182,909	39.8%
2018	463,304	288,169	62.2%
2017	454,580	173,565	38.2%
2016	460,140	351,114	76.3%
2015	423,859	130,812	30.9%
2014	439,534	205,990	46.9%
2013	436,978	138,384	31.7%
2012	437,858	336,447	76.8%
2011	423,833	137,514	32.4%
2010	428,736	233,802	54.5%
2009	436,090	133,427	30.6%
2008	442,771	359,083	81.1%
2007	409,701	132,973	32.5%
2006	419,368	236,477	56.4%
2005	428,643	169,183	39.5%
2004	433,210	344,860	79.6%
2003	405,192	226,044	55.8%
2002	407,664	236,691	58.1%
2001	411,870	180,140	43.7%
2000	418,041	322,394	77.1%
1999	398,605	156,007	39.1%
1998	398,749	243,338	61.0%
1997	400,304	175,945	44.0%
1996	401,311	313,531	78.1%
1995	370,380	162,805	44.0%
1994	375,974	260,831	69.4%
1993	372,647	171,732	46.1%
1992	386,447	344,009	89.0%
1991	332,460	236,403	71.1%
1990	339,430	226,634	66.8%
1989	347,479	184,047	53.0%
1988	370,663	314,046	84.7%
1987	329,156	215,370	65.4%
1986	339,971	230,498	67.8%
1985	353,149	154,123	43.6%
1984	380,186	320,191	84.2%
1983	348,622	225,376	64.6%