



## MONROE COUNTY BOARD OF ELECTIONS

39 WEST MAIN STREET • ROCHESTER, NEW YORK 14614 • (585) 753-1550  
TTD# 753-1544

THOMAS F. FERRARESE  
*COMMISSIONER*

DOUGLAS E. FRENCH  
*COMMISSIONER*

COLLEEN ANDERSON  
*DEPUTY COMMISSIONER*

NANCY L. LEVEN  
*DEPUTY COMMISSIONER*

OFFICIAL CANVASS  
OF THE  
BOARD OF CANVASSERS  
OF THE  
COUNTY OF MONROE

[www.monroecounty.gov/elections](http://www.monroecounty.gov/elections)

IN RELATION TO THE VOTES GIVEN AT THE **VILLAGE ELECTIONS** HELD ON THE TWENTY FIRST DAY OF MARCH, AND THE TWENTIETH DAY OF JUNE, THE **PRIMARY ELECTION** HELD ON THE TWELFTH DAY OF SEPTEMBER AND THE **GENERAL ELECTION** HELD IN SAID COUNTY ON THE SEVENTH DAY OF NOVEMBER

2017

# CONTENTS

Canvass of Village Election Results .....	3
Canvass of September Primary Election Results .....	5
Canvass of General Election Results .....	7
Seventh Judicial District Results by County .....	15
Listing of Party Abbreviations Appearing in Canvass .....	16
Text of Ballot Proposals Submitted to Voters .....	16
Party Enrollment Graph .....	18
<b>September 12, 2017 Primary Election Results:</b>	
Democratic – Mayor – City of Rochester .....	19
Democratic – Member of City Council - At Large .....	24
Democratic - Commissioner of Schools .....	34
Republican – Greece Member of Town Council – Ward 2 .....	39
Working Families – Member of City Council – At Large .....	40
Reform – Henrietta Town Supervisor .....	45
Reform – Henrietta Member of Town Council.....	46
<b>November 7, 2017 General Election Results:</b>	
State Supreme Court Justice – 7 <sup>th</sup> Judicial District.....	47
Family Court Judge.....	69
Sheriff .....	90
County Legislator 10 <sup>th</sup> District(2 Year Term).....	111
Mayor – City of Rochester .....	112
City Court Judge .....	123
Member of City Council – At Large .....	130
Commissioner of Schools – City of Rochester .....	152
Brighton Town Offices .....	163
Chili Town Offices .....	169
Clarkson Town Offices .....	174
East Rochester Town/Village Offices .....	178
Gates Town Offices .....	181
Greece Town Offices .....	186
Hamlin Town Offices .....	207
Henrietta Town Offices.....	211
Irondequoit Town Offices .....	217
Mendon Town Offices .....	225
Ogden Town Offices.....	230
Parma Town Offices .....	234
Penfield Town Offices.....	239
Perinton Town Offices.....	245
Pittsford Town Offices .....	254

# CONTENTS

Riga Town Offices.....	260
Rush Town Offices.....	264
Sweden Town Offices.....	266
Webster Town Offices.....	270
Wheatland Town Offices.....	274
State Proposal One, A Question – Should There be a Constitutional Convention?.....	278
State Proposal Two, An Amendment –	
Whether to Reduce or Revoke a Public Official’s Pension if Convicted of Certain Felonies .....	299
State Proposal Three, An Amendment – Authorizing Use of Forest Preserve Land for Specified Purposes	320
Proposal Four, Town of Henrietta Proposition Number One –	
Authorization of Issuance of up to \$10,000,000 in Bonds for a New Library.....	341
Proposal Five, Town of Perinton Proposition Number One –	
Should the Term of Office for Town Clerk be Four Years Instead of Two Years? .....	342
Voter Turnout - 2017 General Election .....	344
Party Enrollment by Age .....	363
Voter Registration 2000 - 2017 .....	364
Party Enrollment by Gender .....	365
Party Enrollment by Location .....	366
Party Enrollment Trends .....	367
Voter Turnout General Elections 2003 – 2017.....	368
Voter Turnout History .....	369

**CANVASS OF VILLAGE ELECTION RESULTS**

We, Thomas F. Ferrarese and Douglas E. French, Board of Elections of the County of Monroe, having canvassed the votes cast at the following elections, do hereby certify that the candidates listed below received the votes set opposite their names:

**March 21, 2017**

**CHURCHVILLE VILLAGE TRUSTEE – 4 YEAR TERM**

AANY, Scott Cullen ..... 34 Votes  
Progress, John Hartman..... 36 Votes

**HONEOYE FALLS VILLAGE MAYOR**

Involved Citizens, Richard B. Milne ..... 87 Votes  
Write-In, Pamela Skully ..... 62 Votes

**HONEOYE FALLS VILLAGE TRUSTEE – 4 YEAR TERM**

Village Progress, Shari F. Stottler ..... 124 Votes  
Community First, James F. Alfieri ..... 107 Votes

**HONEOYE FALLS VILLAGE JUSTICE**

Justice, Sheldon W. Boyce, Jr. .... 133 Votes

**PITTSFORD VILLAGE MAYOR**

Republican, Robert C. Corby ..... 33 Votes  
Pittsford Village United, Robert C. Corby ..... 76 Votes

**PITTSFORD VILLAGE TRUSTEE – 4 YEAR TERM**

Democratic, Lili Lanphear ..... 45 Votes  
Republican, Frank R. Galusha..... 29 Votes  
Pittsford Village United, Lili Lanphear ..... 70 Votes  
Pittsford Village United, Frank R. Galusha..... 84 Votes

**SCOTTSVILLE VILLAGE TRUSTEE – 3 YEAR TERM**

Scottsville Heritage, Christie L. Offen ..... 41 Votes  
Village Advocate, Maggie Ridge ..... 131 Votes  
Citizens, Todd T. Shero..... 181 Votes

**SPENCERPORT VILLAGE MAYOR**

Village Peoples, Gary Penders. .... 52 Votes

**SPENCERPORT VILLAGE TRUSTEE – 4 YEAR TERM**

People’s, Charles Hopson..... 43 Votes  
WORKN 4 U, Raymond C. Kuntz, Jr. .... 44 Votes

**June 20, 2017**

**BROCKPORT VILLAGE MAYOR**

Blue Collar Brockport, Carol L. Hannan.....	85 Votes
Brockport United, Lyle J. Stirk.....	260 Votes
Revitalize Brockport, Margaret B. Blackman.....	376 Votes

**BROCKPORT VILLAGE TRUSTEE – 4 YEAR TERM**

Blue Collar Brockport, Kristofer Bonczyk.....	303 Votes
Blue Collar Brockport, Kevin McCarthy.....	223 Votes
Revitalize Brockport, Katherine J. Kristansen.....	394 Votes
Revitalize Brockport, Annie Crane.....	395 Votes

**WEBSTER VILLAGE MAYOR**

Republican, Darrell D. Byerts.....	165 Votes
------------------------------------	-----------

**WEBSTER VILLAGE TRUSTEE – 4 YEAR TERM**

Republican, Gerard Ippolito, Jr. ....	170 Votes
Republican, Karl J. Laurer.....	173 Votes

**CANVASS OF PRIMARY ELECTION RESULTS**

We, Thomas F. Ferrarese and Douglas E. French, Board of Elections of the County of Monroe, having canvassed the votes cast at the Primary Election held in this state on the 12th day of September, 2017, do hereby certify that the following candidates received the votes set opposite their names:

**DEMOCRATIC PARTY**

**CITY OF ROCHESTER - MAYOR**

Lovely A. Warren .....	12,616 Votes
James M. Sheppard .....	4,526 Votes
Rachel A. Barnhart .....	3,189 Votes

**MEMBER OF CITY COUNCIL - AT LARGE**

Mitch D. Gruber .....	7,720 Votes
Malik D. Evans .....	10,763 Votes
Marcus C. Williams .....	2,964 Votes
Matt Juda .....	4,807 Votes
Jackie Ortiz .....	9,266 Votes
Dorian L. Hall .....	1,895 Votes
Willie J. Lightfoot .....	9,249 Votes
Ann C. Lewis .....	4,026 Votes
Mary Lupien .....	6,749 Votes
Thomas M. Hasman .....	1,459 Votes
Shawn P. Dunwoody .....	5,332 Votes
Dana K. Miller .....	5,724 Votes
Loretta C. Scott .....	11,933 Votes

**COMMISSIONER OF SCHOOLS**

Van Henri White .....	10,692 Votes
Sabrina A. Lamar .....	5,093 Votes
Natalie Sheppard .....	6,995 Votes
Beatriz B. Lebron .....	6,194 Votes
Cecilia G. Golden .....	6,259 Votes
Cynthia A. Elliott .....	9,776 Votes

**REPUBLICAN PARTY**

GREECE MEMBER OF TOWN COUNCIL – WARD 2

William F. Murphy..... 304 Votes  
Opportunity to Ballot – Edward Gartz..... 168 Votes

**WORKING FAMILIES PARTY**

MEMBER OF CITY COUNCIL – AT LARGE

Jackie Ortiz..... 29 Votes  
Mary Lupien ..... 27 Votes  
Malik D. Evans..... 23 Votes  
Matt Juda ..... 17 Votes  
Shawn P. Dunwoody ..... 24 Votes  
Pam Davis..... 19 Votes

**REFORM PARTY**

HENRIETTA TOWN SUPERVISOR

Jack W. Moore ..... 45 Votes  
Opportunity to Ballot – Steve Schultz ..... 14 Votes

HENRIETTA MEMBER OF TOWN COUNCIL

John J. Howland ..... 43 Votes  
Kristine M. Demo-Vazquez ..... 43 Votes  
Opportunity to Ballot – Michael Stafford..... 14 Votes  
Opportunity to Ballot – Robert Barley..... 14 Votes

**CANVASS OF GENERAL ELECTION RESULTS**

We, Thomas F. Ferrarese and Douglas E. French, Board of Elections of the County of Monroe, having canvassed the votes cast at the General Election held in this state on the 7th day of November, 2017, hereby certify that the following candidates received the votes set opposite their names:

**STATE SUPREME COURT JUSTICE – 7<sup>TH</sup> JUDICIAL DISTRICT**

Republican-Conservative-Independence, John Gallagher..... 113,452 Votes

**FAMILY COURT JUDGE**

Republican-Conservative-Working Families-Independence-Reform, Joseph G. Nesser ..... 114,585 Votes

**SHERIFF**

Democratic, Todd Baxter..... 94,300 Votes

Republican-Conservative-Independence-Reform, Patrick M. O’Flynn..... 72,020 Votes

**COUNTY LEGISLATOR-10<sup>TH</sup> DISTRICT -2 YEAR TERM**

Democratic-Working Families, Howard S. Maffucci..... 4,135 Votes

Republican-Conservative-Independence-Reform, Jason A. Rosenberg..... 3,078 Votes

**MAYOR – CITY OF ROCHESTER**

Democratic-Women’s Equality, Lovely A. Warren..... 18,380 Votes

Republican-Conservative-Reform, Tony Micciche..... 5,731 Votes

Green, Alexander J. White..... 1,629 Votes

Working Families-Independence, James M. Sheppard..... 4,388 Votes

The People’s, Lori F. Thomas..... 433 Votes

**CITY COURT JUDGE**

Democratic-Working Families-Independence, Charles F. Crimi, Jr..... 23,003 Votes

**MEMBER OF CITY COUNCIL – AT LARGE**

Democratic, Mitch D. Gruber..... 16,236 Votes

Democratic-Working Families, Malik D. Evans ..... 20,052 Votes

Democratic-Working Families-Independence-Women’s Equality, Jackie Ortiz..... 21,293 Votes

Democratic, Willie J. Lightfoot ..... 15,729 Votes

Democratic-Women’s Equality, Loretta C. Scott ..... 19,023 Votes

Republican-Conservative-Reform/Libertarian, Andrew C. Hollister ..... 5,785 Votes

Green, Anthony Giordano..... 1,778 Votes

Green, Ronald R. Ring..... 1,443 Votes

Working Families, Mary Lupien..... 5,068 Votes

Working Families, Shawn P. Dunwoody..... 6,374 Votes

Working Families, Pam Davis..... 3,818 Votes

Women’s Equality, Matt Juda..... 2,195 Votes

Reform-Libertarian, Chris Edes..... 1,534 Votes



COMMISSIONER OF SCHOOLS

Democratic-Working Families, Van Henri White .....	20,794 Votes
Democratic-Working Families-Women’s Equality, Natalie Sheppard.....	20,890 Votes
Democratic, Cynthia A. Elliott .....	16,808 Votes
Working Families-Independence, Beatriz B. Lebron.....	6,624 Votes

BRIGHTON SUPERVISOR

Democratic-Working Families-Independence, William W. Moehle .....	7,631 Votes
---	-------------

BRIGHTON TOWN CLERK

Democratic-Working Families-Independence, Daniel E. Aman .....	7,635 Votes
--	-------------

BRIGHTON MEMBER OF TOWN COUNCIL

Democratic-Working Families-Independence-Women’s Equality, Robin R. Wilt .....	7,741 Votes
Democratic-Independence, James R. Vogel .....	7,356 Votes

CHILI SUPERVISOR

Democratic-Working Families, Christopher I. McCullough .....	2,605 Votes
Republican-Conservative-Independence-Reform, David J. Dunning.....	4,502 Votes

CHILI TOWN CLERK

Republican-Conservative-Independence-Reform, Virginia L. Ignatowski.....	5,928 Votes
--	-------------

CHILI TOWN JUSTICE

Republican-Conservative-Working Families-Independence-Reform, Ronald G. Evangelista.....	5,826 Votes
--	-------------

CHILI MEMBER OF TOWN COUNCIL

Republican-Conservative-Independence-Reform, Mark L. DeCory.....	5,650 Votes
Republican-Conservative-Independence-Reform, Mary C. Sperr .....	5,671 Votes

CLARKSON SUPERVISOR

Democratic-Common Ground, Gerald Underwood.....	928 Votes
Republican-Conservative-Independence-Reform, Paul M. Kimball .....	901 Votes

CLARKSON TOWN JUSTICE

Democratic-Working Families/Common Ground, Peter Selig.....	808 Votes
Republican-Conservative-Independence-Reform, Ian E. Penders .....	997 Votes

CLARKSON MEMBER OF TOWN COUNCIL

Democratic-Working Families/Common Ground, Samantha E. Golden .....	867 Votes
Democratic-Common Ground, Theresa Alano .....	823 Votes
Republican-Conservative-Independence-Reform, Allan T. Hoy .....	950 Votes
Republican-Conservative-Independence-Reform, Patrick M. Didas.....	959 Votes

CLARKSON SUPERINTENDENT OF HIGHWAYS

Republican-Conservative-Independence-Reform, Robert M. Viscardi .....	1,416 Votes
---	-------------

EAST ROCHESTER TOWN JUSTICE

Republican-Conservative-Working Families-Independence-Reform, David P. Bonacchi.....	1,088 Votes
--	-------------

EAST ROCHESTER VILLAGE TRUSTEE

Democratic-Green-Working Families, Mark D. McDermott .....	614 Votes
Democratic-Working Families, Katherine Steely Hennelly.....	571 Votes
Republican-Conservative-Independence-Reform, Kelley L. Swagler .....	780 Votes
Republican-Conservative-Independence-Reform, Ted Conners.....	809 Votes

GATES SUPERVISOR

Democratic, James B. Maher .....	1,381 Votes
Republican-Conservative-Independence-Reform, Mark W. Assini .....	4,661 Votes

GATES TOWN JUSTICE

Republican-Conservative-Independence-Reform, Peter P. Papatelli .....	4,676 Votes
Republican-Conservative-Independence-Reform, Frank M. Cassara.....	4,535 Votes

GATES MEMBER OF TOWN COUNCIL

Democratic, Timothy P. Guillemette .....	1,896 Votes
Democratic-Working Families-Women’s Equality, Kesha Carter .....	2,161 Votes
Republican-Conservative-Independence-Reform, Andrew Loughlin.....	3,642 Votes
Republican-Conservative-Independence-Reform, Lee Cordero .....	3,475 Votes

GREECE SUPERVISOR

Democratic-Working Families, James F. Leary, Jr.....	10,270 Votes
Republican-Conservative-Independence-Reform, Bill Reilich .....	12,454 Votes

GREECE TOWN JUSTICE

Democratic, Gino M. Nitti .....	10,412 Votes
Republican-Conservative-Independence-Reform, David Michael Barry, Sr.....	13,787 Votes
Republican-Conservative-Independence-Reform, Brett C. Granville .....	15,037 Votes
Republican-Conservative-Independence-Reform, Vincent B. Campbell .....	16,032 Votes
Republican-Conservative-Independence-Reform, Shannon J. O’Keefe-Pero .....	15,341 Votes

GREECE MEMBER OF TOWN COUNCIL - 1ST WARD

Republican-Conservative-Independence-Reform, Mike Barry.....	4,112 Votes
--	-------------

GREECE MEMBER OF TOWN COUNCIL - 2ND WARD

Democratic, Rumella T. Cameron .....	1,980 Votes
Republican-Conservative-Independence-Reform, William F. Murphy.....	3,524 Votes

GREECE MEMBER OF TOWN COUNCIL - 3RD WARD

Republican-Conservative-Independence-Reform, Josh Jensen .....	3,296 Votes
--	-------------

GREECE MEMBER OF TOWN COUNCIL - 4TH WARD

Republican-Conservative-Independence-Reform, Diana M. Christodaro .....	5,078 Votes
---	-------------

GREECE RECEIVER OF TAXES

Democratic-Working Families-Women’s Equality, Ryan N. Dell .....	8,909 Votes
Republican-Conservative-Independence-Reform, Andrew J. Conlon.....	13,028 Votes

HAMLIN SUPERVISOR

Republican-Conservative-Independence, Eric G. Peters ..... 1,625 Votes

HAMLIN TOWN JUSTICE

Republican-Conservative-Independence, Richard W. Moffett ..... 1,589 Votes

HAMLIN MEMBER OF TOWN COUNCIL

Republican-Conservative-Independence, Jason M. Baxter ..... 1,405 Votes

Republican-Conservative-Independence, Jennifer M. Voelkl ..... 1,530 Votes

Write In, Lucinda Lutwiller ..... 271 Votes

HAMLIN SUPERINTENDENT OF HIGHWAYS

Republican-Conservative-Independence, Steven J. Baase ..... 1,700 Votes

HENRIETTA SUPERVISOR

Democratic-Working Families, Stephen L. Schultz ..... 6,240 Votes

Republican-Conservative-Independence-Reform, Jack W. Moore ..... 4,273 Votes

Bright Future, Jeffrey P. Kueppers ..... 198 Votes

HENRIETTA MEMBER OF TOWN COUNCIL

Democratic-Working Families, Rob Barley ..... 5,393 Votes

Democratic-Working Families, Michael J. Stafford ..... 5,288 Votes

Republican-Conservative-Independence-Reform, John J. Howland ..... 4,773 Votes

Republican-Conservative-Independence-Reform, Kristine M. Demo-Vazquez ..... 4,766 Votes

Bright Future, William Wu ..... 291 Votes

IRONDEQUOIT SUPERVISOR

Democratic-Conservative-Working Families-Independence, David A. Seeley ..... 9,991 Votes

Republican-Reform, Christopher B. Burns ..... 2,943 Votes

IRONDEQUOIT TOWN JUSTICE

Democratic-Conservative-Working Families-Independence, Joseph J. Valentino ..... 10,979 Votes

Democratic-Conservative-Independence, Joseph T. Genier ..... 10,669 Votes

IRONDEQUOIT MEMBER OF TOWN COUNCIL

Democratic-Conservative-Working Families-Independence, Peter R. Wehner ..... 8,551 Votes

Democratic-Working Families-Independence-Women’s Equality, Kimie Romeo ..... 7,989 Votes

Republican-Reform, Gregory J. Devlin ..... 3,656 Votes

Republican-Reform, William G. Morse ..... 4,120 Votes

MENDON SUPERVISOR

Republican-Conservative-Independence-Reform, John D. Moffitt ..... 2,198 Votes

MENDON TOWN CLERK

Republican-Conservative-Independence-Reform, James P. Merzke ..... 2,235 Votes

MENDON TOWN JUSTICE

Republican-Conservative-Independence-Reform, Cara M. Briggs ..... 2,154 Votes

MENDON MEMBER OF TOWN COUNCIL

Democratic-Mendon Conservation, Erin T. Kehaley-Corr.....	1,230 Votes
Democratic-Working Families/Mendon Conservation, Terry H. Daniele.....	1,209 Votes
Republican-Conservative-Independence-Reform, John L. Hagreen.....	1,540 Votes
Republican-Conservative-Independence-Reform, Cynthia M. Carroll.....	1,530 Votes

MENDON SUPERINTENDENT OF HIGHWAYS

Republican-Conservative-Independence-Reform, William E. Smith.....	2,188 Votes
--	-------------

OGDEN SUPERVISOR

Republican-Conservative-Independence, Gay H. Lenhard.....	3,885 Votes
---	-------------

OGDEN TOWN JUSTICE

Republican-Conservative-Independence, David A. Murante.....	3,864 Votes
---	-------------

OGDEN MEMBER OF TOWN COUNCIL

Republican-Conservative-Independence, Thomas J. Uschold.....	3,769 Votes
Republican-Conservative-Independence, Thomas J. Cole.....	3,737 Votes

OGDEN SUPERINTENDENT OF HIGHWAYS

Republican-Conservative-Independence, David H. Widger.....	3,848 Votes
--	-------------

PARMA SUPERVISOR

Republican-Conservative-Independence, Jack D. Barton.....	3,098 Votes
---	-------------

PARMA TOWN CLERK

Republican-Conservative-Independence, Carrie A. Webster.....	3,107 Votes
--	-------------

PARMA MEMBER OF TOWN COUNCIL – 4 YEAR TERM

Republican-Conservative-Independence, Daniel W. Barlow.....	2,956 Votes
Republican-Conservative-Independence, James Roose.....	2,905 Votes

PARMA MEMBER OF TOWN COUNCIL – 2 YEAR TERM

Republican-Conservative-Independence, Richard E. Wilt.....	2,965 Votes
--	-------------

PARMA SUPERINTENDENT OF HIGHWAYS

Republican-Conservative-Independence, Brian F. Speer.....	3,020 Votes
---	-------------

PENFIELD SUPERVISOR

Republican-Conservative-Independence-Reform, Tony LaFountain.....	7,890 Votes
---	-------------

PENFIELD TOWN CLERK

Republican-Conservative-Independence-Reform, Amy M. Steklof.....	7,699 Votes
--	-------------

PENFIELD TOWN JUSTICE

Republican-Conservative-Independence-Reform, Jim Mulley.....	7,670 Votes
--	-------------

PENFIELD MEMBER OF TOWN COUNCIL

Republican-Conservative-Independence-Reform, Paula C. Metzler ..... 7,581 Votes  
Republican-Conservative-Independence-Reform, Andy Moore..... 7,446 Votes

PERINTON SUPERVISOR

Republican-Conservative-Independence, Mike Barker ..... 10,993 Votes

PERINTON TOWN CLERK

Democratic-Working Families-Women’s Equality, Nora E. Tuthill-Glueck ..... 5,292 Votes  
Republican-Conservative-Independence, Jennifer A. West..... 8,601 Votes

PERINTON TOWN JUSTICE

Republican-Conservative-Independence, Michael H. Arnold ..... 10,687 Votes

PERINTON MEMBER OF TOWN COUNCIL

Democratic-Working Families-Women’s Equality, Matthew J. Brown..... 6,491 Votes  
Democratic-Working Families-Women’s Equality, Josh Folandare ..... 5,984 Votes  
Republican-Conservative-Independence, Ciaran T. Hanna ..... 7,466 Votes  
Republican-Conservative-Independence, Peg S. Havens ..... 7,287 Votes

PITTSFORD SUPERVISOR

Republican-Conservative-Independence-Reform, William A. Smith ..... 5,978 Votes

PITTSFORD TOWN JUSTICE

Republican-Conservative-Working Families-Independence-Reform, John E. Bernacki, Jr. .... 6,132 Votes

PITTSFORD MEMBER OF TOWN COUNCIL

Democratic-Working Families-Women’s Equality, Stephanie Townsend..... 4,760 Votes  
Democratic-Working Families-Women’s Equality, Kevin S. Beckford..... 4,523 Votes  
Republican-Conservative-Independence-Reform, Mary Gehl Doyle ..... 3,902 Votes  
Republican-Conservative-Independence-Reform, Jared C. Lusk ..... 4,083 Votes

RIGA SUPERVISOR

Republican-Conservative-Independence-Reform, Brad O’Brocta..... 1,417 Votes

RIGA TOWN CLERK

Republican-Conservative-Independence-Reform, Kimberly A. Pape ..... 1,473 Votes

RIGA MEMBER OF TOWN COUNCIL

Democratic-Working Families, Stan Main ..... 597 Votes  
Republican-Conservative-Independence-Reform, Deborah Campanella ..... 1,198 Votes  
Republican-Conservative-Independence-Reform, James Fodge. .... 1,237 Votes

RIGA SUPERINTENDENT OF HIGHWAYS

Republican-Conservative-Independence, David Smith ..... 1,451 Votes

RUSH SUPERVISOR

Republican-Conservative-Independence, Cathleen M. Frank..... 917 Votes

RUSH MEMBER OF TOWN COUNCIL

Republican-Conservative-Independence, Gerald W. Kusse ..... 892 Votes  
Republican-Conservative-Independence, Rita D. McCarthy..... 909 Votes

SWEDEN SUPERVISOR

Republican-Conservative-Independence-Reform, Kevin Johnson ..... 2,073 Votes

SWEDEN TOWN CLERK

Republican-Conservative-Independence-Reform, Karen M. Sweeting ..... 2,129 Votes

SWEDEN TOWN JUSTICE

Republican-Conservative-Independence-Reform, Anthony S. Perry ..... 2,020 Votes

SWEDEN MEMBER OF TOWN COUNCIL

Democratic, Walter A. Borowiec..... 984 Votes  
Democratic-Working Families, Susan J. Smith..... 1,030 Votes  
Republican-Conservative-Independence-Reform, Robert L. Muesebeck..... 1,610 Votes  
Republican-Conservative-Independence-Reform, Patricia Hayles..... 1,622 Votes

WEBSTER SUPERVISOR

Democratic-Working Families, John Hutchings..... 5,869 Votes  
Republican-Conservative-Independence-Reform, Ronald W. Nesbitt ..... 6,406 Votes

WEBSTER TOWN JUSTICE

Republican-Conservative-Independence-Reform, Thomas J. DiSalvo ..... 9,622 Votes

WEBSTER MEMBER OF TOWN COUNCIL

Democratic-Women’s Equality, Megan Thompson ..... 5,515 Votes  
Republican-Conservative-Independence-Reform, Patricia T. Cataldi..... 7,741 Votes  
Republican-Conservative-Independence-Reform, Barry A. Deane..... 7,727 Votes

WHEATLAND SUPERVISOR

Republican-Conservative-Independence, Linda M. Dobson ..... 868 Votes

WHEATLAND TOWN JUSTICE

Republican-Conservative-Working Families-Independence, Nicole Bayly-Henshaw ..... 884 Votes

WHEATLAND MEMBER OF TOWN COUNCIL

Republican-Conservative-Independence, Edward Shero..... 835 Votes  
Republican-Conservative-Independence, Lisa Wasson ..... 863 Votes

WHEATLAND SUPERINTENDENT OF HIGHWAYS

Republican-Conservative-Independence, Howard C. Hazelton..... 876 Votes

PROPOSAL NUMBER ONE, A QUESTION  
SHOULD THERE BE A CONSTITUTIONAL CONVENTION?

Yes ..... 34,050 Votes  
No..... 131,176 Votes

PROPOSAL NUMBER TWO, AN AMENDMENT  
WHETHER TO REDUCE OR REVOKE A PUBLIC OFFICER'S PENSION IF CONVICTED OF CERTAIN  
FELONIES

Yes ..... 137,994 Votes  
No..... 26,205 Votes

PROPOSAL NUMBER THREE, AN AMENDMENT  
AUTHORIZING USE OF FOREST PRESERVE LAND FOR SPECIFIED PURPOSES

Yes ..... 101,536 Votes  
No..... 59,955 Votes

PROPOSAL NUMBER FOUR  
TOWN OF HENRIETTA PROPOSITION NUMBER ONE  
AUTHORIZATION OF ISSUANCE OF UP TO \$10,000,000 IN BONDS FOR A NEW LIBRARY

Yes ..... 6,493 Votes  
No..... 4,047 Votes

PROPOSAL NUMBER FIVE  
TOWN OF PERINTON PROPOSITION NUMBER ONE  
SHOULD THE TERM OF OFFICE FOR TOWN CLERK BE FOUR YEARS INSTEAD OF TWO YEARS?

Yes ..... 7,504 Votes  
No..... 6,355 Votes

SEVENTH JUDICIAL DISTRICT  
RESULTS OF NOVEMBER 7, 2017 GENERAL ELECTION BY COUNTY

**John Gallagher**

<u>County</u>	<u>Republican</u>	<u>Conservative</u>	<u>Independence</u>
Cayuga	8,517	1,885	2,204
Livingston	9,129	1,357	2,025
Monroe	70,982	17,680	24,790
Ontario	12,551	2,613	3,913
Seneca	3,982	743	1,416
Steuben	12,660	1,574	2,231
Wayne	10,169	2,415	2,275
Yates	3,072	400	837
Totals	----- 131,062	----- 28,667	----- 39,691



**PARTY ABBREVIATIONS APPEARING IN CANVASS**

BFP .....	Bright Future Party
CMG .....	Common Ground
CON .....	Conservative
DEM .....	Democratic
GRE .....	Green
IND .....	Independence
LBT .....	Libertarian
MCN .....	Mendon Conservation
REF .....	Reform
REP .....	Republican
TPP .....	The People's Party
WEP .....	Women's Equality
WOR .....	Working Families
W-IN .....	Write In

**TEXT OF PROPOSALS SUBMITTED TO THE VOTERS**

November 7, 2017

***PROPOSAL NUMBER ONE, A QUESTION  
CONSTITUTIONAL CONVENTION***

"Shall there be a convention to revise the Constitution and amend the same?"

***PROPOSAL NUMBER TWO, AN AMENDMENT  
ALLOWING THE COMPLETE OR PARTIAL FORFEITURE OF A PUBLIC OFFICER'S  
PENSION IF HE OR SHE IS CONVICTED OF A CERTAIN TYPE OF FELONY***

"The proposed amendment to section 7 of Article 5 of the State Constitution would allow a court to reduce or revoke the public pension of a public officer who is convicted of a felony that has a direct and actual relationship to the performance of the public officer's existing duties. Shall the proposed amendment be approved?"

***PROPOSAL NUMBER THREE, AN AMENDMENT  
AUTHORIZING THE USE OF FOREST PRESERVE LAND FOR SPECIFIED PURPOSES***

"The proposed amendment will create a land account with up to 250 acres of forest preserve land eligible for use by towns, villages, and counties that have no viable alternative to using forest preserve land to address specific public health and safety concerns; as a substitute for the land removed from the forest preserve, another 250 acres of land, will be added to the forest preserve, subject to legislative approval. The proposed amendment also will allow bicycle trails and certain public utility lines to be located within the width of specified highways that cross the forest preserve while minimizing removal of trees and vegetation. Shall the proposed amendment be approved?"

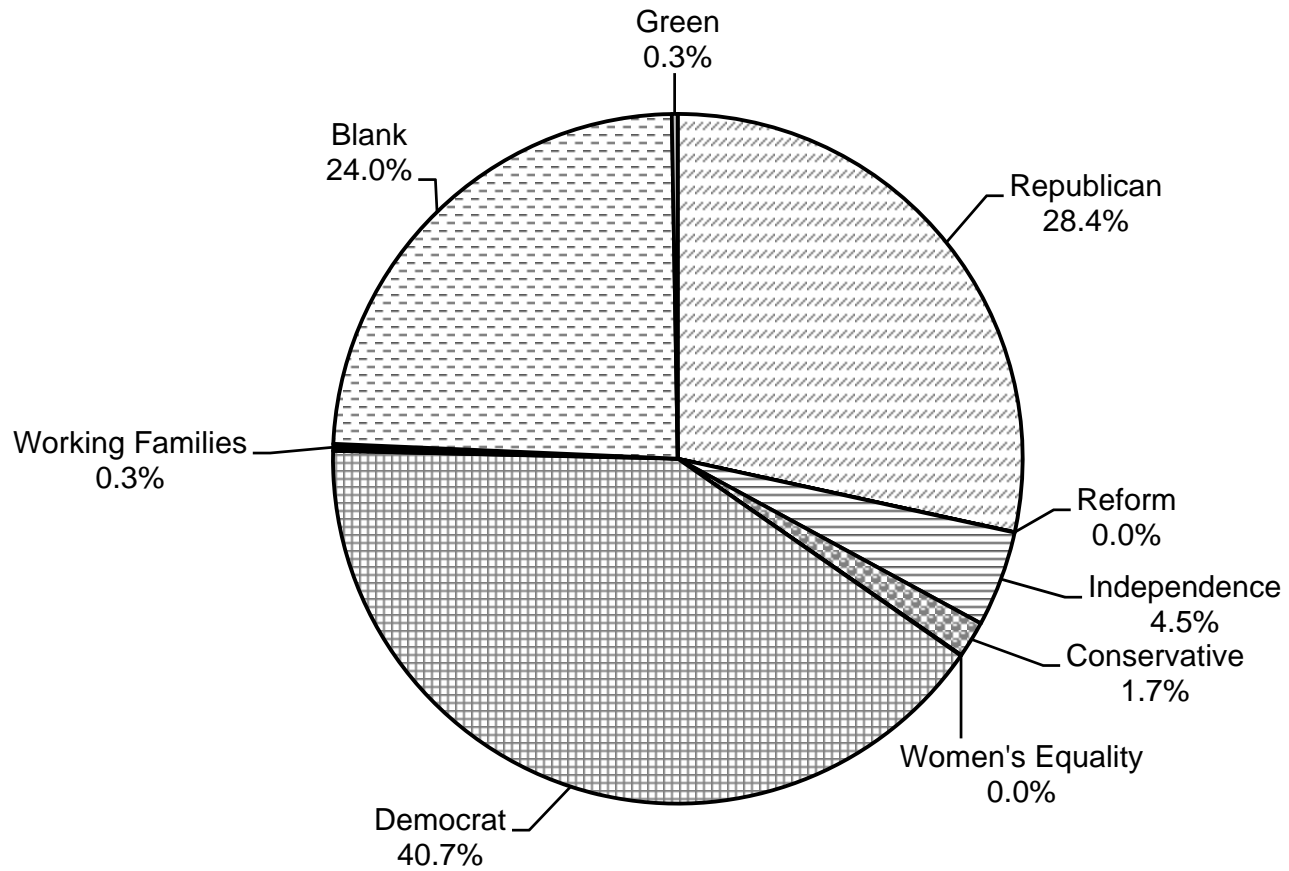
***PROPOSAL NUMBER FOUR  
TOWN OF HENRIETTA PROPOSITION NUMBER ONE  
AUTHORIZATION OF ISSUANCE OF UP TO \$10,000,000 IN BONDS FOR A NEW  
LIBRARY***

"Shall the bond resolution adopted by the Town Board of the Town of Henrietta, New York, dated September 6, 2017, authorizing the issuance of up to \$10,000,000.00 of general obligation serial bonds of the Town to pay for the costs of certain capital improvements consisting of construction of a new facility for the Town of Henrietta Public Library, including a building and various site and other incidental improvements in connection therewith and the acquisition of original furnishings, equipment, machinery or apparatus that may be required in connection therewith for such construction and Town use, at a maximum estimated aggregate cost of \$12,500,000.00; providing for the issuance of bond anticipation notes; determining that the period of probable usefulness and maximum permissible term of any borrowing is thirty years; and pledging the faith and credit of the Town to the payment of such debt obligations and the interest thereon, be approved?"

***PROPOSAL NUMBER FIVE  
TOWN OF PERINTON PROPOSITION NUMBER ONE  
SHOULD THE TERM OF OFFICE FOR TOWN CLERK BE FOUR YEARS INSTEAD OF  
TWO YEARS***

"Shall Local Law No. 6-2017 entitled A Local Law Increasing the Term of the Office of the Town Clerk from Two Years to Four Years be Approved?"

## Profile of Party Enrollment of Eligible Voters County of Monroe



MAYOR  
CITY OF ROCHESTER  
DEMOCRATIC PRIMARY  
SUMMARY

LEGISLATIVE DISTRICT OR TOWN	TOTAL VOTES	LOVELY A. WARREN	JAMES M. SHEPPARD	RACHEL A. BARNHART	SCATTER	BLANK AND VOID
		1A	2A	3A		
Leg. Dist. 07	183	44	90	47	0	2
Leg. Dist. 21	3,127	1,755	755	580	10	27
Leg. Dist. 22	1,932	1,541	233	126	9	23
Leg. Dist. 23	2,593	758	1,170	636	4	25
Leg. Dist. 24	1,943	661	655	595	10	22
Leg. Dist. 25	2,891	2,170	389	292	8	32
Leg. Dist. 26	1,762	900	466	383	4	9
Leg. Dist. 27	3,275	2,710	325	211	10	19
Leg. Dist. 28	933	701	141	83	3	5
Leg. Dist. 29	1,934	1,376	302	236	4	16
GRAND TOTAL:	20,573	12,616	4,526	3,189	62	180

MAYOR  
CITY OF ROCHESTER  
DEMOCRATIC PRIMARY  
DETAIL

LEGISLATIVE DISTRICT OR TOWN	ELECTION DISTRICT	TOTAL VOTES	LOVELY A. WARREN	JAMES M. SHEPPARD	RACHEL A. BARNHART	SCATTER	BLANK AND VOID
			1A	2A	3A		
Leg. Dist. 07	1/16-1	93	12	56	24	0	1
	2	90	32	34	23	0	1
Leg. Dist. 07		183	44	90	47	0	2
Leg. Dist. 21	1/24	261	83	87	88	2	1
	2/14/20	185	89	46	46	0	4
	3/4/15/16	350	240	49	58	1	2
	5/23	194	110	43	39	2	0
	6	123	55	35	31	1	1
	7	184	103	38	43	0	0
	8/17	180	106	35	33	1	5
	9	84	26	36	21	0	1
	10/23-13	247	81	120	45	0	1
	11/22-1/22-17	280	233	26	19	0	2
	12	225	72	92	58	0	3
	13/23-15/23-23/23-29	204	81	64	56	1	2
	18/26	145	97	25	20	0	3
	19/21	157	122	21	12	0	2
	22	109	85	18	5	1	0
	25/27	199	172	20	6	1	0
Leg. Dist. 21		3,127	1,755	755	580	10	27
Leg. Dist. 22	2/13	83	79	3	0	0	1
	3	89	50	29	5	2	3
	4/16/19	125	105	12	6	2	0
	5/29-13	133	120	7	4	1	1
	6	92	83	8	1	0	0
	7	52	39	6	1	0	6
	8/22	193	170	17	6	0	0
	9/10	134	120	11	3	0	0
	11/21	176	129	25	18	1	3
	12/23	134	117	11	5	1	0
	14/15	175	142	19	13	1	0
	18	52	35	11	4	0	2
	20/24	128	109	15	3	0	1
	25	170	118	28	20	0	4
	26/25-19	84	28	27	27	0	2
	27	112	97	4	10	1	0
Leg. Dist. 22		1,932	1,541	233	126	9	23

MAYOR  
CITY OF ROCHESTER  
DEMOCRATIC PRIMARY  
DETAIL

LEGISLATIVE DISTRICT OR TOWN	ELECTION DISTRICT	TOTAL VOTES	LOVELY A. WARREN	JAMES M. SHEPPARD	RACHEL A. BARNHART	SCATTER	BLANK AND VOID
			1A	2A	3A		
Leg. Dist. 23							
	1/6/9/10/20	371	112	176	78	0	5
	2/3/11/28	370	120	136	110	2	2
	4/12/22	405	125	198	81	0	1
	5/7	140	39	62	38	0	1
	8/14	166	52	61	48	1	4
	16/18/19/27	425	117	194	112	0	2
	17	140	61	49	27	0	3
	21	114	32	55	25	0	2
	24	89	22	37	28	0	2
	25/26	373	78	202	89	1	3
Leg. Dist. 23		2,593	758	1,170	636	4	25
Leg. Dist. 24							
	1/13	337	113	123	96	1	4
	2/3/6/22/23	339	96	139	97	1	6
	4/10	338	108	116	108	2	4
	5/24	121	32	44	43	2	0
	7/19	63	18	22	23	0	0
	8/9	136	35	57	42	1	1
	11/12	67	51	9	6	0	1
	14/20/21	196	76	49	70	1	0
	15	135	60	33	38	1	3
	16/18	195	67	54	72	1	1
	17	16	5	9	0	0	2
Leg. Dist. 24		1,943	661	655	595	10	22
Leg. Dist. 25							
	1/22	240	148	36	51	0	5
	2	140	117	16	5	0	2
	3	197	175	13	7	0	2
	4/6/14/24	192	86	58	44	1	3
	5/10	266	209	42	15	0	0
	7/13	293	259	25	4	1	4
	8/27-9	346	291	29	20	2	4
	9/11	150	141	4	2	0	3
	12/28	109	39	31	33	2	4
	15/18	269	237	20	10	0	2
	16/27-22	161	134	21	5	1	0
	17	104	99	2	3	0	0
	20/25	192	115	46	31	0	0
	21/28-19	75	62	6	7	0	0

MAYOR  
CITY OF ROCHESTER  
DEMOCRATIC PRIMARY  
DETAIL

LEGISLATIVE DISTRICT OR TOWN	ELECTION DISTRICT	TOTAL VOTES	LOVELY A. WARREN	JAMES M. SHEPPARD	RACHEL A. BARNHART	SCATTER	BLANK AND VOID
			1A	2A	3A		
Leg. Dist. 25	23	6	3	1	2	0	0
	26/27	59	26	16	15	0	2
	29/30	92	29	23	38	1	1
Leg. Dist. 25		2,891	2,170	389	292	8	32
Leg. Dist. 26	1/13/14	267	74	115	78	0	0
	2/12/17	155	46	60	49	0	0
	3/4/5/11	229	91	58	78	0	2
	6/28-5/28-16	210	150	29	28	1	2
	7/8	170	114	29	24	2	1
	9/28-9/28-21	273	163	68	41	0	1
	10/15	176	112	32	30	1	1
	16	72	19	34	18	0	1
Leg. Dist. 26		1,552	769	425	346	4	8
Leg. Dist. 27	1/2	327	268	33	24	1	1
	3/7	236	161	43	30	1	1
	4/5	345	279	34	27	2	3
	6/17	318	278	19	12	2	7
	8	278	238	23	14	0	3
	10/11	295	227	37	29	1	1
	12/16	274	238	27	8	0	1
	13/21	252	222	21	8	0	1
	14	126	107	13	6	0	0
	15	168	145	15	8	0	0
	18/28-3	151	115	19	17	0	0
	19/23	297	259	19	15	3	1
	20	103	98	4	1	0	0
	25/26	105	75	18	12	0	0
Leg. Dist. 27		3,275	2,710	325	211	10	19
Leg. Dist. 28	1/2/10	201	156	25	19	0	1
	4	48	37	9	2	0	0
	6/18	210	131	41	37	0	1
	7/17	158	122	25	10	1	0
	8	87	66	16	5	0	0
	11/13	146	111	20	14	0	1
	12	49	37	6	4	2	0
	14/15/22	144	104	19	20	0	1

MAYOR  
CITY OF ROCHESTER  
DEMOCRATIC PRIMARY  
DETAIL

LEGISLATIVE DISTRICT OR TOWN	ELECTION DISTRICT	TOTAL VOTES	LOVELY A. WARREN 1A	JAMES M. SHEPPARD 2A	RACHEL A. BARNHART 3A	SCATTER	BLANK AND VOID
Leg. Dist. 28	20	100	68	21	9	0	2
Leg. Dist. 28		1,143	832	182	120	3	6
Leg. Dist. 29	1/2/20/26	220	189	17	11	1	2
	3/8/9	179	125	22	31	0	1
	4/6/11/14	272	172	55	41	2	2
	5/10	211	167	24	20	0	0
	7/17	113	58	26	28	0	1
	12/24	232	181	37	12	0	2
	15/16/19	162	123	19	20	0	0
	18/21	179	88	43	41	1	6
	22	87	76	8	2	0	1
	23	111	80	21	9	0	1
	25/28	168	117	30	21	0	0
Leg. Dist. 29		<u>1,934</u>	<u>1,376</u>	<u>302</u>	<u>236</u>	<u>4</u>	<u>16</u>
GRAND TOTAL:		<u><u>20,573</u></u>	<u><u>12,616</u></u>	<u><u>4,526</u></u>	<u><u>3,189</u></u>	<u><u>62</u></u>	<u><u>180</u></u>



MEMBER OF CITY COUNCIL - AT LARGE  
 CITY OF ROCHESTER  
 (VOTE FOR 5)  
 DEMOCRATIC PRIMARY  
 PART 1 OF 2  
 SUMMARY

LEGISLATIVE DISTRICT OR TOWN	TOTAL VOTES	MITCH D. GRUBER	MALIK D. EVANS	MARCUS C. WILLIAMS	MATT JUDA	JACKIE ORTIZ	DORIAN L. HALL	WILLIE J. LIGHTFOOT	ANN C. LEWIS
		4A	5A	6A	7A	8A	9A	10A	11A
Leg. Dist. 07	915	69	61	23	74	109	25	54	49
Leg. Dist. 21	15,635	1,187	1,612	408	793	1,521	278	1,253	451
Leg. Dist. 22	9,660	488	1,114	356	188	777	155	1,155	398
Leg. Dist. 23	12,965	1,550	1,004	192	1,158	1,532	195	409	293
Leg. Dist. 24	9,715	1,147	714	159	888	1,131	132	328	242
Leg. Dist. 25	14,455	986	1,600	462	428	922	318	1,577	767
Leg. Dist. 26	8,810	603	881	280	508	919	180	751	383
Leg. Dist. 27	16,375	944	2,085	539	321	1,035	342	2,078	805
Leg. Dist. 28	4,665	202	525	187	145	391	76	540	238
Leg. Dist. 29	9,670	544	1,167	358	304	929	194	1,104	400
<b>GRAND TOTAL:</b>	<b>102,865</b>	<b>7,720</b>	<b>10,763</b>	<b>2,964</b>	<b>4,807</b>	<b>9,266</b>	<b>1,895</b>	<b>9,249</b>	<b>4,026</b>

MEMBER OF CITY COUNCIL - AT LARGE  
 CITY OF ROCHESTER  
 (VOTE FOR 5)  
 DEMOCRATIC PRIMARY  
 PART 2 OF 2  
 SUMMARY

LEGISLATIVE DISTRICT OR TOWN	TOTAL VOTES	MARY LUPIEN 12A	THOMAS M. HASMAN 13A	SHAWN P. DUNWOODY 14A	DANA K. MILLER 15A	LORETTA C. SCOTT 16A	SCATTER	BLANK AND VOID
Leg. Dist. 07	915	74	12	40	49	77	2	197
Leg. Dist. 21	15,635	1,232	245	957	819	1,826	32	3,021
Leg. Dist. 22	9,660	359	88	417	510	1,306	22	2,327
Leg. Dist. 23	12,965	1,586	332	876	548	1,085	21	2,184
Leg. Dist. 24	9,715	1,301	139	733	390	748	13	1,650
Leg. Dist. 25	14,455	663	179	707	833	1,750	14	3,249
Leg. Dist. 26	8,810	508	133	358	513	953	17	1,823
Leg. Dist. 27	16,375	499	146	755	1,241	2,258	21	3,306
Leg. Dist. 28	4,665	130	62	147	228	620	10	1,164
Leg. Dist. 29	9,670	397	123	342	593	1,310	14	1,891
GRAND TOTAL:	<u>102,865</u>	<u>6,749</u>	<u>1,459</u>	<u>5,332</u>	<u>5,724</u>	<u>11,933</u>	<u>166</u>	<u>20,812</u>

MEMBER OF CITY COUNCIL - AT LARGE  
CITY OF ROCHESTER  
(VOTE FOR 5)  
DEMOCRATIC PRIMARY  
PART 1 OF 2  
DETAIL

LEGISLATIVE DISTRICT OR TOWN	ELECTION DISTRICT	TOTAL VOTES	MITCH D. GRUBER	MALIK D. EVANS	MARCUS C. WILLIAMS	MATT JUDA	JACKIE ORTIZ	DORIAN L. HALL	WILLIE J. LIGHTFOOT	ANN C. LEWIS
			4A	5A	6A	7A	8A	9A	10A	11A
Leg. Dist. 07										
	1/16-1	465	40	25	11	48	60	12	24	23
	2	450	29	36	12	26	49	13	30	26
Leg. Dist. 07		915	69	61	23	74	109	25	54	49
Leg. Dist. 21										
	1/24	1,305	114	107	21	94	125	24	46	37
	2/14/20	925	79	106	31	67	114	19	64	32
	3/4/15/16	1,750	102	220	52	71	171	38	179	57
	5/23	970	86	104	26	49	87	20	87	18
	6	615	45	42	18	39	57	15	26	22
	7	920	81	91	18	41	91	16	74	25
	8/17	900	75	87	23	42	89	4	74	18
	9	420	44	32	13	36	48	6	8	8
	10/23-13	1,235	152	106	9	98	134	11	35	36
	11/22-1/22-17	1,400	70	158	38	24	105	27	149	41
	12	1,125	92	96	21	78	114	21	57	38
	13/23-15/23-23/23-29	1,020	98	73	20	77	113	16	54	26
	18/26	725	37	78	19	20	56	11	78	25
	19/21	785	29	110	38	21	93	14	107	27
	22	545	21	62	22	11	49	12	70	16
	25/27	995	62	140	39	25	75	24	145	25
Leg. Dist. 21		15,635	1,187	1,612	408	793	1,521	278	1,253	451
Leg. Dist. 22										
	2/13	415	13	48	15	2	20	4	55	12
	3	445	16	30	10	8	55	3	26	16
	4/16/19	625	26	80	39	10	67	19	80	41
	5/29-13	665	30	81	22	5	33	10	98	32
	6	460	25	61	15	12	27	8	64	22
	7	260	6	26	4	3	18	8	31	9
	8/22	965	50	131	53	11	77	20	132	40
	9/10	670	31	97	33	11	57	9	96	23
	11/21	880	48	95	23	14	73	7	89	31
	12/23	670	33	77	20	11	53	16	86	27
	14/15	875	36	105	32	14	74	10	126	44
	18	260	9	25	10	10	24	4	35	8
	20/24	640	28	86	21	10	44	13	87	19
	25	850	52	73	28	28	71	14	72	38

MEMBER OF CITY COUNCIL - AT LARGE  
CITY OF ROCHESTER  
(VOTE FOR 5)  
DEMOCRATIC PRIMARY  
PART 1 OF 2  
DETAIL

LEGISLATIVE DISTRICT OR TOWN	ELECTION DISTRICT	TOTAL VOTES	MITCH D. GRUBER 4A	MALIK D. EVANS 5A	MARCUS C. WILLIAMS 6A	MATT JUDA 7A	JACKIE ORTIZ 8A	DORIAN L. HALL 9A	WILLIE J. LIGHTFOOT 10A	ANN C. LEWIS 11A
Leg. Dist. 22										
	26/25-19	420	52	23	4	30	40	1	5	10
	27	560	33	76	27	9	44	9	73	26
Leg. Dist. 22		9,660	488	1,114	356	188	777	155	1,155	398
Leg. Dist. 23										
	1/6/9/10/20	1,855	250	137	14	178	222	28	49	32
	2/3/11/28	1,850	203	131	37	167	206	20	60	42
	4/12/22	2,025	256	157	13	190	243	42	48	35
	5/7	700	82	53	9	65	76	6	14	20
	8/14	830	89	58	21	74	86	10	27	22
	16/18/19/27	2,125	260	174	39	171	260	34	87	59
	17	700	57	59	21	43	72	9	45	16
	21	570	76	38	3	55	65	3	12	5
	24	445	43	33	11	35	49	12	20	15
	25/26	1,865	234	164	24	180	253	31	47	47
Leg. Dist. 23		12,965	1,550	1,004	192	1,158	1,532	195	409	293
Leg. Dist. 24										
	1/13	1,685	219	119	17	185	204	13	32	17
	2/3/6/22/23	1,695	231	102	12	183	206	20	31	35
	4/10	1,690	213	133	28	146	192	18	51	35
	5/24	605	86	45	8	54	76	7	17	16
	7/19	315	23	18	7	24	39	11	12	9
	8/9	680	71	57	11	69	82	9	25	25
	11/12	335	15	34	13	13	31	8	37	19
	14/20/21	980	122	69	14	77	104	11	40	19
	15	675	54	61	25	41	71	21	39	43
	16/18	975	110	69	20	89	115	13	36	20
	17	80	3	7	4	7	11	1	8	4
Leg. Dist. 24		9,715	1,147	714	159	888	1,131	132	328	242
Leg. Dist. 25										
	1/22	1,200	112	130	27	47	98	24	99	102
	2	700	33	73	26	16	39	31	84	46
	3	985	47	123	29	14	50	29	139	51
	4/6/14/24	960	112	88	35	66	93	16	63	43
	5/10	1,330	98	160	45	31	86	26	142	78
	7/13	1,465	57	172	47	23	61	47	199	71
	8/27-9	1,730	127	199	59	46	89	34	203	87

MEMBER OF CITY COUNCIL - AT LARGE  
CITY OF ROCHESTER  
(VOTE FOR 5)  
DEMOCRATIC PRIMARY  
PART 1 OF 2  
DETAIL

LEGISLATIVE DISTRICT OR TOWN	ELECTION DISTRICT	TOTAL VOTES	MITCH D. GRUBER 4A	MALIK D. EVANS 5A	MARCUS C. WILLIAMS 6A	MATT JUDA 7A	JACKIE ORTIZ 8A	DORIAN L. HALL 9A	WILLIE J. LIGHTFOOT 10A	ANN C. LEWIS 11A
Leg. Dist. 25										
	9/11	750	41	100	22	9	26	15	114	41
	12/28	545	61	38	5	45	60	9	17	12
	15/18	1,345	69	152	55	23	64	37	177	73
	16/27-22	805	41	101	33	14	43	11	110	39
	17	520	27	76	17	1	20	5	83	26
	20/25	960	62	91	35	44	97	19	74	47
	21/28-19	375	20	36	14	7	29	5	38	19
	23	30	4	1	0	2	2	0	0	1
	26/27	295	22	22	7	13	24	2	14	15
	29/30	460	53	38	6	27	41	8	21	16
Leg. Dist. 25		14,455	986	1,600	462	428	922	318	1,577	767
Leg. Dist. 26										
	1/13/14	1,335	108	97	38	115	185	28	76	68
	2/12/17	775	64	63	19	65	87	19	58	49
	3/4/5/11	1,145	68	107	32	85	129	21	88	47
	6/28-5/28-16	1,050	53	134	40	32	89	30	122	52
	6/18	1,050	76	121	31	46	100	18	101	45
	7/8	850	46	98	35	30	67	16	82	39
	9/28-9/28-21	1,365	86	139	46	66	121	27	118	35
	10/15	880	65	99	30	34	90	20	84	29
	16	360	37	23	9	35	51	1	22	19
Leg. Dist. 26		8,810	603	881	280	508	919	180	751	383
Leg. Dist. 27										
	1/2	1,635	109	225	55	34	106	40	222	78
	3/7	1,180	87	150	33	38	90	23	130	51
	4/5	1,725	137	205	42	35	122	39	204	77
	6/17	1,590	74	214	58	32	84	23	202	70
	8	1,390	62	180	54	25	84	36	178	92
	10/11	1,475	91	165	49	30	95	26	162	55
	12/16	1,370	88	162	34	28	86	33	176	53
	13/21	1,260	70	165	49	20	79	23	168	64
	14	630	31	86	26	4	41	21	83	27
	15	840	42	119	37	9	46	23	123	65
	18/28-3	755	36	91	24	18	56	15	99	45
	19/23	1,485	79	189	41	27	83	20	203	65
	20	515	17	68	16	7	21	9	64	32

MEMBER OF CITY COUNCIL - AT LARGE  
 CITY OF ROCHESTER  
 (VOTE FOR 5)  
 DEMOCRATIC PRIMARY  
 PART 1 OF 2  
 DETAIL

LEGISLATIVE DISTRICT OR TOWN	ELECTION DISTRICT	TOTAL VOTES	MITCH D. GRUBER 4A	MALIK D. EVANS 5A	MARCUS C. WILLIAMS 6A	MATT JUDA 7A	JACKIE ORTIZ 8A	DORIAN L. HALL 9A	WILLIE J. LIGHTFOOT 10A	ANN C. LEWIS 11A
Leg. Dist. 27	25/26	525	21	66	21	14	42	11	64	31
Leg. Dist. 27		16,375	944	2,085	539	321	1,035	342	2,078	805
Leg. Dist. 28	1/2/10	1,005	53	118	44	29	79	11	116	40
	4	240	12	26	4	8	12	3	31	11
	7/17	790	28	108	37	26	80	16	110	42
	8	435	13	47	8	16	35	6	44	24
	11/13	730	34	77	22	18	54	15	94	45
	12	245	17	19	13	9	21	4	22	14
	14/15/22	720	26	75	31	20	63	12	71	28
	20	500	19	55	28	19	47	9	52	34
Leg. Dist. 28		4,665	202	525	187	145	391	76	540	238
Leg. Dist. 29	1/2/20/26	1,100	54	133	32	17	67	17	134	41
	3/8/9	895	58	111	19	24	86	22	94	28
	4/6/11/14	1,360	62	169	43	42	144	32	152	52
	5/10	1,055	60	147	41	27	90	17	136	58
	7/17	565	53	62	7	32	70	10	34	20
	12/24	1,160	55	151	56	27	123	26	156	44
	15/16/19	810	39	107	40	14	80	14	104	27
	18/21	895	76	93	20	58	101	19	72	33
	22	435	20	49	28	16	45	6	54	36
	23	555	38	53	36	29	54	14	58	23
	25/28	840	29	92	36	18	69	17	110	38
Leg. Dist. 29		9,670	544	1,167	358	304	929	194	1,104	400
GRAND TOTAL:		102,865	7,720	10,763	2,964	4,807	9,266	1,895	9,249	4,026

MEMBER OF CITY COUNCIL - AT LARGE  
 CITY OF ROCHESTER  
 (VOTE FOR 5)  
 DEMOCRATIC PRIMARY  
 PART 2 OF 2  
 DETAIL

LEGISLATIVE DISTRICT OR TOWN	ELECTION DISTRICT	TOTAL VOTES	MARY LUPIEN 12A	THOMAS M. HASMAN 13A	SHAWN P. DUNWOODY 14A	DANA K. MILLER 15A	LORETTA C. SCOTT 16A	SCATTER	BLANK AND VOID
Leg. Dist. 07									
	1/16-1	465	42	7	23	19	37	2	92
	2	450	32	5	17	30	40	0	105
Leg. Dist. 07		915	74	12	40	49	77	2	197
Leg. Dist. 21									
	1/24	1,305	163	36	109	56	115	1	257
	2/14/20	925	79	14	68	49	108	3	92
	3/4/15/16	1,750	102	27	81	115	235	9	291
	5/23	970	81	21	54	48	106	5	178
	6	615	51	7	52	30	53	0	158
	7	920	63	17	66	54	113	0	170
	8/17	900	102	2	53	36	103	4	188
	9	420	52	3	42	18	27	0	83
	10/23-13	1,235	128	40	67	71	114	2	232
	11/22-1/22-17	1,400	37	12	55	76	189	0	419
	12	1,125	114	20	77	38	91	1	267
	13/23-15/23-23/23-29	1,020	112	14	99	43	104	1	170
	18/26	725	32	7	37	47	103	0	175
	19/21	785	53	5	41	50	131	0	66
	22	545	19	5	15	23	72	6	142
	25/27	995	44	15	41	65	162	0	133
Leg. Dist. 21		15,635	1,232	245	957	819	1,826	32	3,021
Leg. Dist. 22									
	2/13	415	7	2	19	12	56	1	149
	3	445	12	4	8	17	35	6	199
	4/16/19	625	18	10	19	40	87	4	85
	5/29-13	665	7	7	20	42	96	2	180
	6	460	9	6	15	16	75	0	105
	7	260	6	2	7	11	30	1	98
	8/22	965	30	7	50	57	145	4	158
	9/10	670	20	9	21	43	97	0	123
	11/21	880	31	8	35	37	103	3	283
	12/23	670	24	3	30	32	97	0	161
	14/15	875	24	9	30	57	135	1	178
	18	260	13	6	14	14	39	0	49
	20/24	640	17	7	26	39	100	0	143
	25	850	63	1	50	41	93	0	226

MEMBER OF CITY COUNCIL - AT LARGE  
CITY OF ROCHESTER  
(VOTE FOR 5)  
DEMOCRATIC PRIMARY  
PART 2 OF 2  
DETAIL

LEGISLATIVE DISTRICT OR TOWN	ELECTION DISTRICT	TOTAL VOTES	MARY LUPIEN 12A	THOMAS M. HASMAN 13A	SHAWN P. DUNWOODY 14A	DANA K. MILLER 15A	LORETTA C. SCOTT 16A	SCATTER	BLANK AND VOID
Leg. Dist. 22									
	26/25-19	420	54	4	48	21	29	0	99
	27	560	24	3	25	31	89	0	91
Leg. Dist. 22		9,660	359	88	417	510	1,306	22	2,327
Leg. Dist. 23									
	1/6/9/10/20	1,855	260	34	128	83	173	2	265
	2/3/11/28	1,850	240	36	132	76	137	2	361
	4/12/22	2,025	225	101	122	80	157	3	353
	5/7	700	95	13	59	27	62	5	114
	8/14	830	115	6	76	39	74	2	131
	16/18/19/27	2,125	244	51	140	92	189	5	320
	17	700	68	8	43	25	58	0	176
	21	570	71	9	35	20	48	1	129
	24	445	45	14	21	24	31	1	91
	25/26	1,865	223	60	120	82	156	0	244
Leg. Dist. 23		12,965	1,586	332	876	548	1,085	21	2,184
Leg. Dist. 24									
	1/13	1,685	248	14	169	48	127	0	273
	2/3/6/22/23	1,695	252	20	140	63	116	5	279
	4/10	1,690	245	17	128	68	123	2	291
	5/24	605	86	10	27	32	51	1	89
	7/19	315	35	17	15	13	25	0	67
	8/9	680	80	17	34	30	53	2	115
	11/12	335	19	6	11	20	46	0	63
	14/20/21	980	137	14	102	39	78	2	152
	15	675	62	13	37	31	53	0	124
	16/18	975	131	10	68	41	70	1	182
	17	80	6	1	2	5	6	0	15
Leg. Dist. 24		9,715	1,301	139	733	390	748	13	1,650
Leg. Dist. 25									
	1/22	1,200	75	18	81	70	130	1	186
	2	700	34	13	33	37	78	0	157
	3	985	28	12	33	71	136	0	223
	4/6/14/24	960	126	19	65	35	90	0	109
	5/10	1,330	38	12	61	79	161	0	313
	7/13	1,465	24	18	54	70	186	1	435
	8/27-9	1,730	46	21	77	141	237	1	363



MEMBER OF CITY COUNCIL - AT LARGE  
CITY OF ROCHESTER  
(VOTE FOR 5)  
DEMOCRATIC PRIMARY  
PART 2 OF 2  
DETAIL

LEGISLATIVE DISTRICT OR TOWN	ELECTION DISTRICT	TOTAL VOTES	MARY LUPIEN 12A	THOMAS M. HASMAN 13A	SHAWN P. DUNWOODY 14A	DANA K. MILLER 15A	LORETTA C. SCOTT 16A	SCATTER	BLANK AND VOID
Leg. Dist. 25	9/11	750	2	5	26	53	101	0	195
	12/28	545	83	6	50	21	37	3	98
	15/18	1,345	23	12	50	75	186	1	348
	16/27-22	805	21	5	32	51	117	1	186
	17	520	4	2	26	40	77	0	116
	20/25	960	54	22	47	44	96	1	227
	21/28-19	375	9	3	14	17	52	5	107
	23	30	5	2	2	4	3	0	4
	26/27	295	31	5	19	8	27	0	86
	29/30	460	60	4	37	17	36	0	96
Leg. Dist. 25		14,455	663	179	707	833	1,750	14	3,249
Leg. Dist. 26	1/13/14	1,335	117	22	47	78	123	1	232
	2/12/17	775	63	18	36	42	69	0	123
	3/4/5/11	1,145	78	15	39	53	110	1	272
	6/28-5/28-16	1,050	43	11	36	73	138	1	196
	6/18	1,050	50	11	50	65	126	1	209
	7/8	850	23	12	41	51	101	2	207
	9/28-9/28-21	1,365	68	19	54	80	152	1	353
	10/15	880	43	19	40	52	110	6	159
	16	360	23	6	15	19	24	4	72
Leg. Dist. 26		8,810	508	133	358	513	953	17	1,823
Leg. Dist. 27	1/2	1,635	47	17	72	125	227	0	278
	3/7	1,180	55	14	73	117	159	0	160
	4/5	1,725	94	13	94	141	234	3	285
	6/17	1,590	32	14	60	108	221	5	393
	8	1,390	24	13	51	88	200	4	299
	10/11	1,475	60	16	73	107	198	0	348
	12/16	1,370	38	12	66	116	187	1	290
	13/21	1,260	39	11	57	99	162	0	254
	14	630	9	7	38	48	93	0	116
	15	840	16	8	37	64	132	0	119
	18/28-3	755	18	9	22	52	101	4	165
	19/23	1,485	44	4	64	110	208	4	344
	20	515	7	3	29	31	69	0	142

MEMBER OF CITY COUNCIL - AT LARGE  
CITY OF ROCHESTER  
(VOTE FOR 5)  
DEMOCRATIC PRIMARY  
PART 2 OF 2  
DETAIL

LEGISLATIVE DISTRICT OR TOWN	ELECTION DISTRICT	TOTAL VOTES	MARY LUPIEN 12A	THOMAS M. HASMAN 13A	SHAWN P. DUNWOODY 14A	DANA K. MILLER 15A	LORETTA C. SCOTT 16A	SCATTER	BLANK AND VOID
Leg. Dist. 27	25/26	525	16	5	19	35	67	0	113
Leg. Dist. 27		16,375	499	146	755	1,241	2,258	21	3,306
Leg. Dist. 28	1/2/10	1,005	29	7	31	50	141	0	257
	4	240	8	3	7	9	33	0	73
	7/17	790	29	12	22	45	125	3	107
	8	435	14	6	9	22	52	0	139
	11/13	730	20	11	18	33	90	4	195
	12	245	3	6	10	6	28	1	72
	14/15/22	720	14	9	29	37	84	2	219
	20	500	13	8	21	26	67	0	102
Leg. Dist. 28		4,665	130	62	147	228	620	10	1,164
Leg. Dist. 29	1/2/20/26	1,100	31	7	48	53	151	3	312
	3/8/9	895	25	11	30	51	117	2	217
	4/6/11/14	1,360	67	20	53	95	172	4	253
	5/10	1,055	49	15	39	66	168	0	142
	7/17	565	40	8	16	40	64	0	109
	12/24	1,160	46	8	50	69	183	0	166
	15/16/19	810	25	6	33	50	120	0	151
	18/21	895	60	19	31	53	102	2	156
	22	435	13	8	13	28	58	1	60
	23	555	21	12	10	42	62	2	101
	25/28	840	20	9	19	46	113	0	224
Leg. Dist. 29		9,670	397	123	342	593	1,310	14	1,891
GRAND TOTAL:		102,865	6,749	1,459	5,332	5,724	11,933	166	20,812

COMMISSIONER OF SCHOOLS  
CITY OF ROCHESTER  
(VOTE FOR 3)  
DEMOCRATIC PRIMARY  
SUMMARY

LEGISLATIVE DISTRICT OR TOWN	TOTAL VOTES	VAN HENRI WHITE	SABRINA A. LAMAR	NATALIE SHEPPARD	BEATRIZ B. LEBRON	CECILIA G. GOLDEN	CYNTHIA A. ELLIOTT	SCATTER	BLANK AND VOID
		17A	18A	19A	20A	21A	22A		
Leg. Dist. 07	549	64	43	92	66	58	73	2	151
Leg. Dist. 21	9,381	1,594	777	1,095	1,039	978	1,451	14	2,433
Leg. Dist. 22	5,796	1,082	523	579	476	462	1,027	15	1,632
Leg. Dist. 23	7,779	1,142	495	955	1,167	903	938	21	2,158
Leg. Dist. 24	5,829	789	364	725	939	758	666	13	1,575
Leg. Dist. 25	8,673	1,590	753	891	633	858	1,423	12	2,513
Leg. Dist. 26	5,286	882	433	680	546	488	848	19	1,390
Leg. Dist. 27	9,825	1,947	889	1,029	591	1,031	1,859	13	2,466
Leg. Dist. 28	2,799	513	253	315	195	205	471	5	842
Leg. Dist. 29	5,802	1,089	563	634	542	518	1,020	12	1,424
GRAND TOTAL:	<u>61,719</u>	<u>10,692</u>	<u>5,093</u>	<u>6,995</u>	<u>6,194</u>	<u>6,259</u>	<u>9,776</u>	<u>126</u>	<u>16,584</u>

COMMISSIONER OF SCHOOLS  
CITY OF ROCHESTER  
(VOTE FOR 3)  
DEMOCRATIC PRIMARY  
DETAIL

LEGISLATIVE DISTRICT OR TOWN	ELECTION DISTRICT	TOTAL VOTES	VAN HENRI WHITE 17A	SABRINA A. LAMAR 18A	NATALIE SHEPPARD 19A	BEATRIZ B. LEBRON 20A	CECILIA G. GOLDEN 21A	CYNTHIA A. ELLIOTT 22A	SCATTER	BLANK AND VOID
Leg. Dist. 07	1/16-1	279	30	18	52	40	34	29	2	74
	2	270	34	25	40	26	24	44	0	77
Leg. Dist. 07		549	64	43	92	66	58	73	2	151
Leg. Dist. 21	1/24	783	107	59	123	104	81	95	2	212
	2/14/20	555	91	47	76	74	71	99	0	97
	3/4/15/16	1,050	194	102	121	111	109	193	5	215
	5/23	582	110	53	57	67	53	89	1	152
	6	369	46	43	56	32	30	47	0	115
	7	552	88	48	54	74	70	78	0	140
	8/17	540	95	40	52	59	53	88	2	151
	9	252	35	21	41	43	27	23	0	62
	10/23-13	741	119	44	84	97	107	78	1	211
	11/22-1/22-17	840	158	69	72	50	67	148	0	276
	12	675	97	41	86	79	64	87	0	221
	13/23-15/23-23/23-29	612	74	41	87	94	72	84	0	160
	18/26	435	81	38	40	38	38	74	0	126
	19/21	471	100	43	46	60	45	104	0	73
	22	327	60	34	32	19	19	57	3	103
	25/27	597	139	54	68	38	72	107	0	119
Leg. Dist. 21		9,381	1,594	777	1,095	1,039	978	1,451	14	2,433
Leg. Dist. 22	2/13	249	42	21	22	12	16	48	0	88
	3	267	33	16	20	47	10	26	6	109
	4/16/19	375	77	35	50	38	30	80	3	62
	5/29-13	399	82	40	39	16	30	70	1	121
	6	276	58	20	32	15	17	56	0	78
	7	156	22	13	9	11	11	27	0	63
	8/22	579	130	65	73	33	45	102	2	129
	9/10	402	82	49	33	31	35	68	0	104
	11/21	528	92	46	37	39	39	100	1	174
	12/23	402	76	33	38	32	26	72	0	125
	14/15	525	108	50	44	39	48	104	0	132
	18	156	26	12	27	24	12	26	0	29
	20/24	384	74	37	32	24	40	80	0	97
	25	510	76	35	56	43	48	71	2	179
	26/25-19	252	36	16	34	47	32	22	0	65
	27	336	68	35	33	25	23	75	0	77
Leg. Dist. 22		5,796	1,082	523	579	476	462	1,027	15	1,632

COMMISSIONER OF SCHOOLS  
CITY OF ROCHESTER  
(VOTE FOR 3)  
DEMOCRATIC PRIMARY  
DETAIL

LEGISLATIVE DISTRICT OR TOWN	ELECTION DISTRICT	TOTAL VOTES	VAN	HENRI	SABRINA	NATALIE	BEATRIZ	LEBRON	CECILIA	GOLDEN	CYNTHIA	SCATTER	BLANK AND VOID
			17A	18A	19A	20A	21A	22A					
Leg. Dist. 23	1/6/9/10/20	1,113	179	56	112	171	142	139	9	305			
	2/3/11/28	1,110	155	76	125	172	120	142	4	316			
	4/12/22	1,215	195	59	124	182	165	136	2	352			
	5/7	420	54	23	64	66	46	35	2	130			
	8/14	498	67	50	63	65	46	61	2	144			
	16/18/19/27	1,275	160	111	178	194	142	165	1	324			
	17	420	75	18	65	41	32	51	1	137			
	21	342	46	12	41	47	42	33	0	121			
	24	267	39	23	40	32	27	38	0	68			
	25/26	1,119	172	67	143	197	141	138	0	261			
			7,779	1,142	495	955	1,167	903	938	21	2,158		
Leg. Dist. 23													
Leg. Dist. 24													
Leg. Dist. 24	1/13	1,011	153	46	100	177	129	112	2	292			
	2/3/6/22/23	1,017	133	61	137	184	139	94	3	266			
	4/10	1,014	123	47	125	153	151	117	4	294			
	5/24	363	59	18	41	57	59	54	1	74			
	7/19	189	23	11	23	27	26	21	0	58			
	8/9	408	55	27	58	75	51	45	0	97			
	11/12	201	38	17	36	10	21	32	0	47			
	14/20/21	588	70	45	74	94	65	71	0	169			
	15	405	59	40	61	56	46	53	0	90			
	16/18	585	71	46	62	101	66	58	3	178			
	17	48	5	6	8	5	5	9	0	10			
		5,829	789	364	725	939	758	666	13	1,575			
Leg. Dist. 24													
Leg. Dist. 25													
Leg. Dist. 25	1/22	720	120	58	81	73	90	120	1	177			
	2	420	78	41	50	24	31	77	0	119			
	3	591	110	57	69	37	56	119	2	141			
	4/6/14/24	576	82	67	87	83	70	77	0	110			
	5/10	798	157	67	73	59	87	118	0	237			
	7/13	879	185	58	73	28	79	148	0	308			
	8/27-9	1,038	214	85	107	54	114	171	1	292			
	9/11	450	98	34	26	9	44	83	0	156			
	12/28	327	48	15	38	50	37	32	3	104			
	15/18	807	156	73	73	48	64	141	2	250			
	16/27-22	483	93	51	47	25	40	93	0	134			
	17	312	55	32	26	9	27	59	0	104			
	20/25	576	84	56	76	59	57	79	0	165			
21/28-19	225	44	26	19	15	14	33	3	71				

COMMISSIONER OF SCHOOLS  
CITY OF ROCHESTER  
(VOTE FOR 3)  
DEMOCRATIC PRIMARY  
DETAIL

LEGISLATIVE DISTRICT OR TOWN	ELECTION DISTRICT	TOTAL VOTES	VAN HENRI WHITE 17A	SABRINA A. LAMAR 18A	NATALIE SHEPPARD 19A	BEATRIZ B. LEBRON 20A	CECILIA G. GOLDEN 21A	CYNTHIA A. ELLIOTT 22A	SCATTER	BLANK AND VOID
Leg. Dist. 25	23	18	4	0	2	4	2	3	0	3
	26/27	177	22	12	18	18	14	27	0	66
	29/30	276	40	21	26	38	32	43	0	76
Leg. Dist. 25		8,673	1,590	753	891	633	858	1,423	12	2,513
Leg. Dist. 26	1/13/14	801	106	78	122	107	68	132	3	185
	2/12/17	465	74	45	74	59	41	67	3	102
	3/4/5/11	687	93	52	90	76	66	101	0	209
	6/28-5/28-16	630	120	63	78	51	69	104	3	142
	6/18	630	116	42	61	64	69	97	3	178
	7/8	510	90	42	69	34	38	90	1	146
	9/28-9/28-21	819	149	49	97	77	66	133	3	245
	10/15	528	100	47	57	46	46	97	2	133
	16	216	34	15	32	32	25	27	1	50
Leg. Dist. 26		5,286	882	433	680	546	488	848	19	1,390
Leg. Dist. 27	1/2	981	204	90	109	50	105	194	1	228
	3/7	708	136	50	87	72	91	138	1	133
	4/5	1,035	191	98	116	72	146	179	1	232
	6/17	954	201	71	78	48	86	155	1	314
	8	834	148	105	77	48	73	169	3	211
	10/11	885	166	72	98	57	93	166	1	232
	12/16	822	162	68	83	45	99	154	0	211
	13/21	756	144	69	84	52	75	155	1	176
	14	378	80	25	49	21	34	82	0	87
	15	504	108	49	53	23	44	105	0	122
	18/28-3	453	94	53	51	31	38	80	1	105
	19/23	891	175	82	79	45	100	157	3	250
	20	309	69	28	23	11	23	65	0	90
	25/26	315	69	29	42	16	24	60	0	75
Leg. Dist. 27		9,825	1,947	889	1,029	591	1,031	1,859	13	2,466
Leg. Dist. 28	1/2/10	603	111	54	68	39	40	107	0	184
	4	144	22	13	12	7	15	18	0	57
	7/17	474	113	40	65	40	34	91	2	89
	8	261	38	25	32	17	15	45	0	89
	11/13	438	80	38	46	25	35	69	0	145
	12	147	23	15	15	13	12	19	2	48
	14/15/22	432	73	39	48	29	30	65	1	147

COMMISSIONER OF SCHOOLS  
CITY OF ROCHESTER  
(VOTE FOR 3)  
DEMOCRATIC PRIMARY  
DETAIL

LEGISLATIVE DISTRICT OR TOWN	ELECTION DISTRICT	TOTAL VOTES	VAN HENRI WHITE 17A	SABRINA A. LAMAR 18A	NATALIE SHEPPARD 19A	BEATRIZ B. LEBRON 20A	CECILIA G. GOLDEN 21A	CYNTHIA A. ELLIOTT 22A	SCATTER	BLANK AND VOID
Leg. Dist. 28	20	300	53	29	29	25	24	57	0	83
Leg. Dist. 28		2,799	513	253	315	195	205	471	5	842
Leg. Dist. 29	1/2/20/26	660	125	63	59	42	41	99	0	231
	3/8/9	537	103	40	51	57	38	80	1	167
	4/6/11/14	816	127	94	100	86	88	128	5	188
	5/10	633	135	78	63	54	65	132	0	106
	7/17	339	63	23	39	47	29	48	0	90
	12/24	696	165	51	88	62	54	145	0	131
	15/16/19	486	103	45	44	35	46	98	0	115
	18/21	537	95	37	61	66	61	97	2	118
	22	261	44	24	46	24	25	53	3	42
	23	333	32	61	35	41	39	47	1	77
	25/28	504	97	47	48	28	32	93	0	159
Leg. Dist. 29		5,802	1,089	563	634	542	518	1,020	12	1,424
GRAND TOTAL:		61,719	10,692	5,093	6,995	6,194	6,259	9,776	126	16,584

TOWN OF GREECE  
MEMBER OF TOWN COUNCIL  
2ND WARD  
REPUBLICAN PRIMARY  
OPPORTUNITY TO BALLOT

<u>LEGISLATIVE DISTRICT OR TOWN</u>	<u>ELECTION DISTRICT</u>	<u>TOTAL VOTES</u>	WILLIAM F. MURPHY  <u>1B</u>	EDWARD GARTZ  <u>W-IN</u>	<u>SCATTER</u>	<u>BLANK AND VOID</u>
Greece	3/52/73/85	56	41	15	0	0
	13/51	35	32	3	0	0
	15	9	4	5	0	0
	36/42/60/75/95	50	37	11	0	2
	39	9	7	2	0	0
	50/56	42	27	14	1	0
	53/72/88/104	76	29	45	1	1
	58	18	13	5	0	0
	62/96/101	56	31	25	0	0
	64/80	45	33	12	0	0
	66	14	12	2	0	0
	69	13	6	6	1	0
	77	14	11	3	0	0
	97	41	21	20	0	0
GRAND TOTAL:		<u>478</u>	<u>304</u>	<u>168</u>	<u>3</u>	<u>3</u>



MEMBER OF CITY COUNCIL - AT LARGE  
 CITY OF ROCHESTER  
 (VOTE FOR 5)  
 WORKING FAMILIES PRIMARY  
 SUMMARY

LEGISLATIVE DISTRICT OR TOWN	TOTAL VOTES	JACKIE ORTIZ	MARY LUPIEN	MALIK D. EVANS	MATT JUDA	SHAWN P. DUNWOODY	PAM DAVIS	SCATTER	BLANK AND VOID
		1D	2D	3D	4D	5D	6D		
Leg. Dist. 07	0	0	0	0	0	0	0	0	0
Leg. Dist. 21	30	5	4	4	2	4	2	1	8
Leg. Dist. 22	20	2	1	2	0	2	1	0	12
Leg. Dist. 23	35	4	5	4	4	2	5	0	11
Leg. Dist. 24	15	2	3	3	3	3	1	0	0
Leg. Dist. 25	30	5	4	2	3	3	3	0	10
Leg. Dist. 26	35	3	4	3	2	3	3	0	17
Leg. Dist. 27	20	3	2	1	2	2	1	1	8
Leg. Dist. 28	25	4	3	3	0	3	3	0	9
Leg. Dist. 29	10	1	1	1	1	2	0	1	3
GRAND TOTAL:	<u>220</u>	<u>29</u>	<u>27</u>	<u>23</u>	<u>17</u>	<u>24</u>	<u>19</u>	<u>3</u>	<u>78</u>

MEMBER OF CITY COUNCIL - AT LARGE  
CITY OF ROCHESTER  
(VOTE FOR 5)  
WORKING FAMILIES PRIMARY  
DETAIL

LEGISLATIVE DISTRICT OR TOWN	ELECTION DISTRICT	TOTAL VOTES	JACKIE ORTIZ	MARY LUPIEN	MALIK D. EVANS	MATT JUDA	SHAWN P. DUNWOODY	PAM DAVIS	SCATTER	BLANK AND VOID
			1D	2D	3D	4D	5D	6D		
Leg. Dist. 07										
	1/16-1	0	0	0	0	0	0	0	0	0
	2	0	0	0	0	0	0	0	0	0
Leg. Dist. 07		0	0	0	0	0	0	0	0	0
Leg. Dist. 21										
	1/24	5	1	1	1	1	1	0	0	0
	2/14/20	0	0	0	0	0	0	0	0	0
	3/4/15/16	0	0	0	0	0	0	0	0	0
	5/23	5	1	1	1	1	1	0	0	0
	6	0	0	0	0	0	0	0	0	0
	7	10	1	1	1	0	1	1	1	4
	8/17	0	0	0	0	0	0	0	0	0
	9	0	0	0	0	0	0	0	0	0
	10/23-13	0	0	0	0	0	0	0	0	0
	11/22-1/22-17	5	1	0	0	0	0	0	0	4
	12	0	0	0	0	0	0	0	0	0
	13/23-15/23-23/23-29	5	1	1	1	0	1	1	0	0
	18/26	0	0	0	0	0	0	0	0	0
	19/21	0	0	0	0	0	0	0	0	0
	22	0	0	0	0	0	0	0	0	0
	25/27	0	0	0	0	0	0	0	0	0
Leg. Dist. 21		30	5	4	4	2	4	2	1	8
Leg. Dist. 22										
	2/13	0	0	0	0	0	0	0	0	0
	3	0	0	0	0	0	0	0	0	0
	4/16/19	0	0	0	0	0	0	0	0	0
	5/29-13	5	1	1	1	0	1	1	0	0
	6	0	0	0	0	0	0	0	0	0
	7	0	0	0	0	0	0	0	0	0
	8/22	5	0	0	1	0	0	0	0	4
	9/10	0	0	0	0	0	0	0	0	0
	11/21	5	0	0	0	0	1	0	0	4
	12/23	0	0	0	0	0	0	0	0	0
	14/15	0	0	0	0	0	0	0	0	0
	18	0	0	0	0	0	0	0	0	0
	20/24	5	1	0	0	0	0	0	0	4
	25	0	0	0	0	0	0	0	0	0
	26/25-19	0	0	0	0	0	0	0	0	0
	27	0	0	0	0	0	0	0	0	0
Leg. Dist. 22		20	2	1	2	0	2	1	0	12

MEMBER OF CITY COUNCIL - AT LARGE  
CITY OF ROCHESTER  
(VOTE FOR 5)  
WORKING FAMILIES PRIMARY  
DETAIL

LEGISLATIVE DISTRICT OR TOWN	ELECTION DISTRICT	TOTAL VOTES	JACKIE ORTIZ	MARY LUPIEN	MALIK D. EVANS	MATT JUDA	SHAWN P. DUNWOODY	PAM DAVIS	SCATTER	BLANK AND VOID
			1D	2D	3D	4D	5D	6D		
Leg. Dist. 23	1/6/9/10/20	5	1	1	1	1	1	0	0	0
	2/3/11/28	0	0	0	0	0	0	0	0	0
	4/12/22	5	0	1	1	1	1	1	0	0
	5/7	10	2	2	1	1	0	2	0	2
	8/14	0	0	0	0	0	0	0	0	0
	16/18/19/27	5	0	0	0	0	0	1	0	4
	17	5	0	0	0	0	0	0	0	5
	21	5	1	1	1	1	0	1	0	0
	24	0	0	0	0	0	0	0	0	0
	25/26	0	0	0	0	0	0	0	0	0
Leg. Dist. 23		35	4	5	4	4	2	5	0	11
Leg. Dist. 24	1/13	5	1	1	1	1	1	0	0	0
	2/3/6/22/23	0	0	0	0	0	0	0	0	0
	4/10	5	0	1	1	1	1	1	0	0
	5/24	0	0	0	0	0	0	0	0	0
	7/19	0	0	0	0	0	0	0	0	0
	8/9	0	0	0	0	0	0	0	0	0
	11/12	0	0	0	0	0	0	0	0	0
	14/20/21	5	1	1	1	1	1	0	0	0
	15	0	0	0	0	0	0	0	0	0
	16/18	0	0	0	0	0	0	0	0	0
	17	0	0	0	0	0	0	0	0	0
Leg. Dist. 24		15	2	3	3	3	3	1	0	0
Leg. Dist. 25	1/22	0	0	0	0	0	0	0	0	0
	2	0	0	0	0	0	0	0	0	0
	3	0	0	0	0	0	0	0	0	0
	4/6/14/24	0	0	0	0	0	0	0	0	0
	5/10	0	0	0	0	0	0	0	0	0
	7/13	0	0	0	0	0	0	0	0	0
	8/27-9	0	0	0	0	0	0	0	0	0
	9/11	0	0	0	0	0	0	0	0	0
	12/28	0	0	0	0	0	0	0	0	0
	15/18	0	0	0	0	0	0	0	0	0
	16/27-22	15	3	2	1	1	1	1	0	6
	17	0	0	0	0	0	0	0	0	0
	20/25	0	0	0	0	0	0	0	0	0
	21/28-19	10	2	1	0	1	1	1	0	4

MEMBER OF CITY COUNCIL - AT LARGE  
CITY OF ROCHESTER  
(VOTE FOR 5)  
WORKING FAMILIES PRIMARY  
DETAIL

LEGISLATIVE DISTRICT OR TOWN	ELECTION DISTRICT	TOTAL VOTES	JACKIE ORTIZ	MARY LUPIEN	MALIK D. EVANS	MATT JUDA	SHAWN P. DUNWOODY	PAM DAVIS	SCATTER	BLANK AND VOID
			1D	2D	3D	4D	5D	6D		
Leg. Dist. 25	23	0	0	0	0	0	0	0	0	0
	26/27	0	0	0	0	0	0	0	0	0
	29/30	5	0	1	1	1	1	1	0	0
		<u>30</u>	<u>5</u>	<u>4</u>	<u>2</u>	<u>3</u>	<u>3</u>	<u>3</u>	<u>0</u>	<u>10</u>
Leg. Dist. 25	1/13/14	5	1	1	0	1	1	1	0	0
	2/12/17	0	0	0	0	0	0	0	0	0
	3/4/5/11	5	0	0	0	0	0	1	0	4
	6/28-5/28-16	0	0	0	0	0	0	0	0	0
	7/8	0	0	0	0	0	0	0	0	0
	9/28-9/28-21	10	1	1	2	1	1	0	0	4
	10/15	5	0	0	0	0	0	0	0	5
	16	0	0	0	0	0	0	0	0	0
Leg. Dist. 26		<u>25</u>	<u>2</u>	<u>2</u>	<u>2</u>	<u>2</u>	<u>2</u>	<u>2</u>	<u>0</u>	<u>13</u>
Leg. Dist. 27	1/2	0	0	0	0	0	0	0	0	0
	3/7	5	1	1	0	0	0	0	1	2
	4/5	10	1	1	0	1	1	0	0	6
	6/17	0	0	0	0	0	0	0	0	0
	8	0	0	0	0	0	0	0	0	0
	10/11	0	0	0	0	0	0	0	0	0
	12/16	0	0	0	0	0	0	0	0	0
	13/21	0	0	0	0	0	0	0	0	0
	14	0	0	0	0	0	0	0	0	0
	15	5	1	0	1	1	1	1	0	0
	18/28-3	0	0	0	0	0	0	0	0	0
	19/23	0	0	0	0	0	0	0	0	0
	20	0	0	0	0	0	0	0	0	0
	25/26	0	0	0	0	0	0	0	0	0
Leg. Dist. 27		<u>20</u>	<u>3</u>	<u>2</u>	<u>1</u>	<u>2</u>	<u>2</u>	<u>1</u>	<u>1</u>	<u>8</u>
Leg. Dist. 28	1/2/10	15	3	2	2	0	2	1	0	5
	4	0	0	0	0	0	0	0	0	0
	6/18	10	1	2	1	0	1	1	0	4
	7/17	0	0	0	0	0	0	0	0	0
	8	0	0	0	0	0	0	0	0	0
	11/13	5	0	0	0	0	0	1	0	4
	12	0	0	0	0	0	0	0	0	0
	14/15/22	5	1	1	1	0	1	1	0	0

MEMBER OF CITY COUNCIL - AT LARGE  
 CITY OF ROCHESTER  
 (VOTE FOR 5)  
 WORKING FAMILIES PRIMARY  
 DETAIL

LEGISLATIVE DISTRICT OR TOWN	ELECTION DISTRICT	TOTAL VOTES	JACKIE ORTIZ	MARY LUPIEN	MALIK D. EVANS	MATT JUDA	SHAWN P. DUNWOODY	PAM DAVIS	SCATTER	BLANK AND VOID
			1D	2D	3D	4D	5D	6D		
Leg. Dist. 28	20	0	0	0	0	0	0	0	0	0
Leg. Dist. 28		35	5	5	4	0	4	4	0	13
Leg. Dist. 29	1/2/20/26	5	0	0	0	1	1	0	1	2
	3/8/9	0	0	0	0	0	0	0	0	0
	4/6/11/14	0	0	0	0	0	0	0	0	0
	5/10	0	0	0	0	0	0	0	0	0
	7/17	0	0	0	0	0	0	0	0	0
	12/24	0	0	0	0	0	0	0	0	0
	15/16/19	0	0	0	0	0	0	0	0	0
	18/21	0	0	0	0	0	0	0	0	0
	22	0	0	0	0	0	0	0	0	0
	23	0	0	0	0	0	0	0	0	0
	25/28	5	1	1	1	0	1	0	0	1
Leg. Dist. 29		10	1	1	1	1	2	0	1	3
GRAND TOTAL:		220	29	27	23	17	24	19	3	78

TOWN OF HENRIETTA  
SUPERVISOR  
REFORM PRIMARY  
OPPORTUNITY TO BALLOT

LEGISLATIVE DISTRICT OR TOWN	ELECTION DISTRICT	TOTAL VOTES	JACK W. MOORE  1G	STEPHEN L. SCHULTZ  W-IN	SCATTER	BLANK AND VOID
Henrietta	1/12/21/28	7	6	0	1	0
	2/19/20/35	11	6	5	0	0
	3/30	0	0	0	0	0
	4/5/32	4	2	1	1	0
	6/8/10/18	4	2	0	0	2
	7/22	7	7	0	0	0
	9/14/24/33	4	3	1	0	0
	11/23/34	3	3	0	0	0
	13/29	6	4	2	0	0
	15/16	2	2	0	0	0
	17/25	2	0	2	0	0
	26/27/31	13	10	3	0	0
GRAND TOTAL:		<u>63</u>	<u>45</u>	<u>14</u>	<u>2</u>	<u>2</u>

TOWN OF HENRIETTA  
MEMBER OF TOWN COUNCIL  
(VOTE FOR 2)  
REFORM PRIMARY  
OPPORTUNITY TO BALLOT

LEGISLATIVE DISTRICT OR TOWN	ELECTION DISTRICT	TOTAL VOTES	JOHN J. HOWLAND 2G	KRISTINE M. DEMO-VAZQUEZ 3G	ROB BARLEY W-IN	MICHAEL J. STAFFORD W-IN	SCATTER	BLANK AND VOID
Henrietta	1/12/21/28	14	5	6	0	0	2	1
	2/19/20/35	22	4	4	5	5	0	4
	3/30	0	0	0	0	0	0	0
	4/5/32	8	2	1	1	1	0	3
	6/8/10/18	8	4	4	0	0	0	0
	7/22	14	7	7	0	0	0	0
	9/14/24/33	8	3	3	1	1	0	0
	11/23/34	6	3	3	0	0	0	0
	13/29	12	3	3	2	2	0	2
	15/16	4	2	2	0	0	0	0
	17/25	4	0	0	2	2	0	0
	26/27/31	26	10	10	3	3	0	0
GRAND TOTAL:		<u>126</u>	<u>43</u>	<u>43</u>	<u>14</u>	<u>14</u>	<u>2</u>	<u>10</u>

STATE SUPREME COURT JUSTICE  
7TH JUDICIAL DISTRICT  
SUMMARY

LEGISLATIVE DISTRICT OR TOWN	TOTAL VOTES	JOHN GALLAGHER	JOHN GALLAGHER	JOHN GALLAGHER	SCATTER	BLANK AND VOID
		REP	CON	IND		
Leg. Dist. 07	508	210	56	79	2	161
Leg. Dist. 21	4,230	993	222	726	74	2,215
Leg. Dist. 22	2,274	322	99	184	29	1,640
Leg. Dist. 23	5,201	1,341	247	1,095	93	2,425
Leg. Dist. 24	3,216	714	128	680	80	1,614
Leg. Dist. 25	3,334	526	134	397	36	2,241
Leg. Dist. 26	2,869	1,037	268	399	12	1,153
Leg. Dist. 27	4,549	717	208	483	44	3,097
Leg. Dist. 28	2,242	562	142	238	8	1,292
Leg. Dist. 29	2,888	636	176	305	10	1,761
CITY	31,311	7,058	1,680	4,586	388	17,599
Brighton	9,207	2,803	562	1,847	102	3,893
Chili	7,426	3,590	1,001	984	22	1,829
Clarkson	1,890	901	254	216	2	517
East Rochester	1,456	637	129	249	10	431
Gates	6,263	3,143	715	724	29	1,652
Greece	23,904	10,964	3,154	2,840	90	6,856
Hamlin	2,057	1,075	310	248	11	413
Henrietta	10,963	4,593	1,150	1,473	77	3,670
Irondequoit	13,461	5,264	1,337	2,075	68	4,717
Mendon	2,908	1,318	365	424	8	793
Ogden	5,093	2,490	721	648	15	1,219
Parma	3,985	1,999	562	441	6	977
Penfield	10,354	4,725	1,147	1,709	45	2,728
Perinton	14,553	7,005	1,486	2,302	65	3,695
Pittsford	9,045	3,931	730	1,371	42	2,971
Riga	1,755	952	240	209	7	347
Rush	1,177	570	144	176	6	281
Sweden	2,785	1,253	352	354	11	815
Webster	12,780	6,164	1,485	1,747	50	3,334
Wheatland	1,192	547	156	167	5	317
TOWNS	142,254	63,924	16,000	20,204	671	41,455
GRAND TOTAL:	173,565	70,982	17,680	24,790	1,059	59,054



STATE SUPREME COURT JUSTICE  
7TH JUDICIAL DISTRICT  
DETAIL

LEGISLATIVE DISTRICT OR TOWN	ELECTION DISTRICT	TOTAL VOTES	JOHN GALLAGHER	JOHN GALLAGHER	JOHN GALLAGHER	SCATTER	BLANK AND VOID
			REP	CON	IND		
Leg. Dist. 07							
	1/16-1	328	147	33	52	1	95
	2	180	63	23	27	1	66
Leg. Dist. 07		508	210	56	79	2	161
Leg. Dist. 21							
	1	274	82	17	54	2	119
	2	163	57	9	41	6	50
	3	101	17	10	7	0	67
	4	97	17	3	9	2	66
	5	129	34	6	27	1	61
	6	186	45	5	33	6	97
	7	327	84	19	55	4	165
	8	93	14	6	18	1	54
	9	200	60	6	48	6	80
	10	286	94	21	45	4	122
	11	145	26	6	12	4	97
	12	374	92	17	91	5	169
	13	116	21	6	27	10	52
	14	78	21	5	13	0	39
	15	232	46	14	41	3	128
	16	66	20	5	4	0	37
	17	169	31	10	29	1	98
	18	114	18	5	6	1	84
	19	69	10	0	10	0	49
	20	105	31	5	22	1	46
	21	127	21	5	16	4	81
	22	133	19	7	19	1	87
	23	135	28	11	14	4	78
	24	226	46	13	49	4	114
	25	126	22	5	15	3	81
	26	65	19	2	7	1	36
	27	94	18	4	14	0	58
Leg. Dist. 21		4,230	993	222	726	74	2,215
Leg. Dist. 22							
	1	158	19	8	7	0	124
	2	42	1	1	3	0	37
	3	77	6	4	6	0	61
	4	40	8	2	1	0	29
	5	71	10	3	4	0	54
	6	103	12	8	6	0	77
	7	43	2	0	0	2	39
	8	107	16	6	6	4	75
	9	59	5	0	3	2	49

STATE SUPREME COURT JUSTICE  
7TH JUDICIAL DISTRICT  
DETAIL

LEGISLATIVE DISTRICT OR TOWN	ELECTION DISTRICT	TOTAL VOTES	JOHN GALLAGHER	JOHN GALLAGHER	JOHN GALLAGHER	SCATTER	BLANK AND VOID
			REP	CON	IND		
<u>Leg. Dist. 22</u>							
	10	76	5	0	4	1	66
	11	147	29	4	12	1	101
	12	87	12	5	4	0	66
	13	45	5	1	2	0	37
	14	91	22	6	6	0	57
	15	92	7	3	11	0	71
	16	42	8	3	4	0	27
	17	49	3	1	1	3	41
	18	51	4	0	7	0	40
	19	47	6	3	1	1	36
	20	100	8	3	9	3	77
	21	60	9	2	5	1	43
	22	100	12	7	5	0	76
	23	67	10	3	6	0	48
	24	42	11	2	1	2	26
	25	284	65	13	43	6	157
	26	81	17	2	15	2	45
	27	113	10	9	12	1	81
Leg. Dist. 22		<u>2,274</u>	<u>322</u>	<u>99</u>	<u>184</u>	<u>29</u>	<u>1,640</u>
<u>Leg. Dist. 23</u>							
	1	80	27	3	21	2	27
	2	139	30	8	28	2	71
	3	114	23	4	24	2	61
	4	262	54	15	65	5	123
	5	91	21	1	15	3	51
	6	89	22	5	22	0	40
	7	179	47	5	39	5	83
	8	153	31	7	43	6	66
	9	133	37	3	22	1	70
	10	135	35	5	25	4	66
	11	183	44	3	47	3	86
	12	230	61	16	42	0	111
	13	175	54	6	30	0	85
	14	131	32	3	27	3	66
	15/29	113	28	10	23	5	47
	16	101	23	10	20	2	46
	17	276	70	16	53	7	130
	18	395	112	27	73	6	177
	19	258	85	13	58	5	97
	20	238	56	8	61	5	108
	21	208	41	12	35	0	120
	22	185	60	6	29	5	85

STATE SUPREME COURT JUSTICE  
7TH JUDICIAL DISTRICT  
DETAIL

LEGISLATIVE DISTRICT OR TOWN	ELECTION DISTRICT	TOTAL VOTES	JOHN GALLAGHER	JOHN GALLAGHER	JOHN GALLAGHER	SCATTER	BLANK AND VOID
			REP	CON	IND		
<u>Leg. Dist. 23</u>							
	23	115	20	5	23	6	61
	24	184	68	6	39	3	68
	25	316	84	20	73	1	138
	26	384	114	16	79	5	170
	27	162	35	8	39	1	79
	28	172	27	6	40	6	93
		<u>5,201</u>	<u>1,341</u>	<u>247</u>	<u>1,095</u>	<u>93</u>	<u>2,425</u>
<u>Leg. Dist. 23</u>							
<u>Leg. Dist. 24</u>							
	1	294	46	6	66	5	171
	2/23	220	43	5	45	4	123
	3/22	180	32	13	43	3	89
	4	256	45	8	47	5	151
	5/24	214	57	9	38	6	104
	6	141	29	6	34	8	64
	7/19	130	46	9	27	3	45
	8	144	41	5	35	1	62
	9	133	48	14	21	2	48
	10	262	43	9	69	10	131
	11/12	73	19	2	13	2	37
	13	210	44	5	45	6	110
	14	229	47	7	47	4	124
	15	224	49	15	51	3	106
	16	177	38	6	22	7	104
	17	79	33	4	13	2	27
	18	173	42	4	46	5	76
	20/21	77	12	1	18	4	42
		<u>3,216</u>	<u>714</u>	<u>128</u>	<u>680</u>	<u>80</u>	<u>1,614</u>
<u>Leg. Dist. 24</u>							
<u>Leg. Dist. 25</u>							
	1	237	49	11	48	7	122
	2	159	21	6	8	1	123
	3	213	28	11	14	2	158
	4/24	122	48	2	15	0	57
	5	136	8	5	8	0	115
	6	119	17	4	29	2	67
	7	183	11	4	5	1	162
	8	177	23	8	8	0	138
	9	72	4	2	3	0	63
	10	175	34	1	25	1	114
	11	76	5	4	4	1	62
	12/28	181	29	8	42	3	99
	13	133	10	4	11	0	108
	14	79	12	4	16	2	45

STATE SUPREME COURT JUSTICE  
7TH JUDICIAL DISTRICT  
DETAIL

LEGISLATIVE DISTRICT OR TOWN	ELECTION DISTRICT	TOTAL VOTES	JOHN GALLAGHER	JOHN GALLAGHER	JOHN GALLAGHER	SCATTER	BLANK AND VOID
			REP	CON	IND		
<u>Leg. Dist. 25</u>							
	15	109	11	3	9	1	85
	16	102	13	7	5	0	77
	17	91	6	1	5	0	79
	18	176	24	9	12	4	127
	19	53	14	3	13	0	23
	20	51	16	2	9	1	23
	21/28-19	93	11	5	11	2	64
	22	125	26	11	21	0	67
	23	20	5	1	1	1	12
	25	231	50	10	34	2	135
	26/27	74	19	1	11	1	42
	29/30	147	32	7	30	4	74
Leg. Dist. 25		3,334	526	134	397	36	2,241
<u>Leg. Dist. 26</u>							
	1	321	123	42	45	1	110
	2	119	37	19	18	0	45
	3	81	38	4	12	0	27
	4	185	75	23	25	1	61
	5	143	42	13	21	1	66
	6	118	28	13	11	0	66
	7	145	44	13	14	0	74
	8	148	36	6	14	0	92
	9	181	58	11	25	2	85
	10	168	53	14	18	0	83
	11	169	70	13	24	1	61
	12	166	66	12	25	0	63
	13	220	80	24	28	2	86
	14	213	85	28	36	2	62
	15	151	46	10	27	0	68
	16	189	90	15	32	0	52
	17	152	66	8	24	2	52
Leg. Dist. 26		2,869	1,037	268	399	12	1,153
<u>Leg. Dist. 27</u>							
	1	215	42	16	19	1	137
	2	231	38	19	28	2	144
	3	175	37	7	27	1	103
	4	252	41	11	34	0	166
	5	216	26	6	22	2	160
	6	179	24	4	16	0	135
	7	182	30	9	22	2	119
	8	318	43	8	27	4	236
	9	243	22	6	27	8	180

STATE SUPREME COURT JUSTICE  
7TH JUDICIAL DISTRICT  
DETAIL

LEGISLATIVE DISTRICT OR TOWN	ELECTION DISTRICT	TOTAL VOTES	JOHN GALLAGHER	JOHN GALLAGHER	JOHN GALLAGHER	SCATTER	BLANK AND VOID
			REP	CON	IND		
<u>Leg. Dist. 27</u>							
	10	204	38	14	22	2	128
	11	234	39	12	28	0	155
	12	170	24	13	24	0	109
	13	184	22	4	20	1	137
	14	159	20	6	9	0	124
	15	183	20	10	17	2	134
	16	185	20	8	11	2	144
	17	199	31	6	22	3	137
	18	164	53	11	12	4	84
	19	222	29	14	24	3	152
	20	109	10	5	12	1	81
	21	108	14	6	6	3	79
	22	119	24	1	15	0	79
	23	124	19	2	13	2	88
	25	68	19	4	12	1	32
	26	106	32	6	14	0	54
Leg. Dist. 27		4,549	717	208	483	44	3,097
<u>Leg. Dist. 28</u>							
	1	125	27	11	16	0	71
	2	89	25	10	10	1	43
	3	86	16	5	12	0	53
	4	86	29	7	7	2	41
	5	97	26	7	13	1	50
	6	225	61	11	28	0	125
	7	231	66	11	17	1	136
	8	124	29	8	10	0	77
	9	122	34	11	16	2	59
	10	36	11	2	4	0	19
	11	118	26	5	9	0	78
	12	62	14	3	6	0	39
	13	82	17	1	15	1	48
	14	109	17	9	13	0	70
	15	36	7	1	4	0	24
	16	123	21	5	12	0	85
	17	22	3	1	1	0	17
	18	102	31	8	7	0	56
	20	164	55	15	15	0	79
	21	149	35	10	20	0	84
	22	54	12	1	3	0	38
Leg. Dist. 28		2,242	562	142	238	8	1,292

STATE SUPREME COURT JUSTICE  
7TH JUDICIAL DISTRICT  
DETAIL

LEGISLATIVE DISTRICT OR TOWN	ELECTION DISTRICT	TOTAL VOTES	JOHN GALLAGHER	JOHN GALLAGHER	JOHN GALLAGHER	SCATTER	BLANK AND VOID
			REP	CON	IND		
Leg. Dist. 29							
	1/2	43	6	4	2	0	31
	3/8	38	7	4	5	0	22
	4	157	49	18	29	2	59
	5	132	33	6	15	0	78
	6	93	21	1	6	0	65
	7	120	30	9	16	3	62
	9	191	41	13	21	1	115
	10	168	27	13	20	1	107
	11	139	43	14	14	0	68
	12	146	27	6	23	0	90
	13	80	5	0	3	0	72
	14	47	6	8	4	0	29
	15	102	16	1	11	1	73
	16	43	8	4	2	0	29
	17	100	30	6	17	0	47
	18	173	65	11	29	0	68
	19	58	8	2	5	0	43
	20	181	27	10	16	0	128
	21	172	35	13	22	0	102
	22	104	18	3	3	1	79
	23	119	33	4	3	1	78
	24	178	42	11	17	0	108
	25/28	256	52	13	21	0	170
	26	48	7	2	1	0	38
Leg. Dist. 29		<u>2,888</u>	<u>636</u>	<u>176</u>	<u>305</u>	<u>10</u>	<u>1,761</u>
CITY		31,311	7,058	1,680	4,586	388	17,599
Brighton							
	1	280	70	19	64	7	120
	2	163	58	16	34	2	53
	3	220	78	18	38	1	85
	4	240	56	8	57	1	118
	5	251	62	5	50	5	129
	6	314	101	14	71	3	125
	7	189	62	15	34	3	75
	8	201	97	11	29	0	64
	9	234	62	9	37	4	122
	10	249	78	15	41	2	113
	11	284	75	18	61	2	128
	12	302	71	14	65	5	147
	13	175	57	10	32	2	74
	14	119	33	4	21	1	60
	15	185	56	12	39	2	76

STATE SUPREME COURT JUSTICE  
7TH JUDICIAL DISTRICT  
DETAIL

LEGISLATIVE DISTRICT OR TOWN	ELECTION DISTRICT	TOTAL VOTES	JOHN GALLAGHER	JOHN GALLAGHER	JOHN GALLAGHER	SCATTER	BLANK AND VOID
			REP	CON	IND		
Brighton	16	142	72	12	15	0	43
	17	120	27	5	24	0	64
	18	220	58	10	39	2	111
	19	143	39	11	28	4	61
	20	106	24	8	25	1	48
	21	202	62	9	45	0	86
	22	187	62	11	34	4	76
	23	175	49	10	39	2	75
	24	284	95	22	49	1	117
	25	193	46	13	45	4	85
	26	160	56	13	34	1	56
	27	169	41	3	39	3	83
	28	257	79	11	62	1	104
	29	133	50	13	18	2	50
	30	381	120	22	61	3	175
	31	217	66	10	55	3	83
	32	266	68	12	71	5	110
	33	237	82	16	37	1	101
	34	223	67	13	50	4	89
	35	167	45	12	25	0	85
	36	145	53	13	23	2	54
	37	158	42	11	30	6	69
	38	183	54	15	32	1	81
	39	205	68	21	41	0	75
	40	315	97	18	78	6	116
	41	240	84	19	50	0	87
	42	75	25	6	27	1	16
	43	205	64	13	42	0	86
	44	63	21	3	14	1	24
	45	109	41	9	22	2	35
	46	121	30	10	20	2	59
Brighton		9,207	2,803	562	1,847	102	3,893
Chili	1	199	100	33	25	1	40
	2	310	143	47	43	0	77
	3	267	119	34	31	1	82
	4	159	78	23	24	1	33
	5	215	91	25	28	2	69
	6	215	98	31	35	0	51
	7	105	38	19	13	0	35
	8	234	123	30	38	0	43
	9	239	100	30	41	1	67

STATE SUPREME COURT JUSTICE  
7TH JUDICIAL DISTRICT  
DETAIL

LEGISLATIVE DISTRICT OR TOWN	ELECTION DISTRICT	TOTAL VOTES	JOHN GALLAGHER	JOHN GALLAGHER	JOHN GALLAGHER	SCATTER	BLANK AND VOID
			REP	CON	IND		
Chili							
	10	131	58	27	16	1	29
	11	229	113	28	31	0	57
	12	224	111	32	31	1	49
	13	328	180	40	41	4	63
	14	230	122	40	25	0	43
	15	197	100	21	33	0	43
	16	426	223	61	37	2	103
	17	581	310	68	61	0	142
	18	213	105	19	26	0	63
	19	235	118	22	22	0	73
	20	270	124	37	43	0	66
	21	165	85	21	16	0	43
	22	178	76	22	25	1	54
	23	159	79	24	25	0	31
	24	446	205	51	69	2	119
	25	145	59	22	21	1	42
	26	284	145	39	50	0	50
	27	194	80	45	23	0	46
	28	167	75	20	13	2	57
	29	159	74	23	23	0	39
	30	90	38	15	17	1	19
	31	233	114	24	36	1	58
	32	199	106	28	22	0	43
Chili		7,426	3,590	1,001	984	22	1,829
Clarkson							
	1	356	175	54	32	0	95
	2	51	23	6	7	0	15
	3	297	118	39	35	0	105
	4	414	233	50	44	0	87
	5	511	238	74	64	1	134
	6	261	114	31	34	1	81
Clarkson		1,890	901	254	216	2	517
East Rochester							
	1	210	103	16	31	2	58
	2	216	99	16	36	1	64
	3	228	108	28	23	2	67
	4	177	77	7	35	2	56
	5	174	68	15	37	1	53
	6	266	105	23	46	1	91
	7	185	77	24	41	1	42
East Rochester		1,456	637	129	249	10	431



STATE SUPREME COURT JUSTICE  
7TH JUDICIAL DISTRICT  
DETAIL

LEGISLATIVE DISTRICT OR TOWN	ELECTION DISTRICT	TOTAL VOTES	JOHN GALLAGHER	JOHN GALLAGHER	JOHN GALLAGHER	SCATTER	BLANK AND VOID
			REP	CON	IND		
Gates	1	121	48	14	20	2	37
	2	172	87	13	22	1	49
	3	131	67	23	14	2	25
	4	169	85	24	17	0	43
	5	289	156	28	29	0	76
	6	191	99	16	25	0	51
	7	372	187	38	46	0	101
	8	156	86	15	11	0	44
	9	196	104	17	18	0	57
	10	109	43	24	9	1	32
	11	146	77	19	12	0	38
	12	129	55	13	18	0	43
	13	140	47	24	28	1	40
	14	142	68	9	20	0	45
	15	312	150	32	36	2	92
	16	148	68	19	18	1	42
	17	154	83	18	18	0	35
	18	198	108	33	18	2	37
	19	192	99	25	16	1	51
	20	155	71	21	21	1	41
	21	191	101	14	25	0	51
	22	165	76	22	17	3	47
	23	185	82	30	22	1	50
	24	321	168	32	34	1	86
	25	142	68	16	20	1	37
	26	255	137	32	27	0	59
	27	218	119	23	24	2	50
	28	155	96	12	12	1	34
	29	154	62	17	25	2	48
	30	121	60	14	12	0	35
	31	157	89	15	13	1	39
	32	236	104	32	39	1	60
	33	70	41	4	9	1	15
	34	154	81	19	15	1	38
	35	117	71	8	14	0	24
Gates		6,263	3,143	715	724	29	1,652
Greece	1	180	67	35	27	2	49
	2	275	120	32	37	0	86
	3	170	84	28	20	0	38
	4	165	74	22	21	1	47
	5	138	59	21	12	1	45

STATE SUPREME COURT JUSTICE  
7TH JUDICIAL DISTRICT  
DETAIL

LEGISLATIVE DISTRICT OR TOWN	ELECTION DISTRICT	TOTAL VOTES	JOHN GALLAGHER REP	JOHN GALLAGHER CON	JOHN GALLAGHER IND	SCATTER	BLANK AND VOID
Greece							
	6	116	49	13	17	0	37
	7	181	77	25	18	3	58
	8	171	77	20	29	2	43
	9	171	73	15	29	1	53
	10	151	67	19	23	2	40
	11	61	25	5	9	0	22
	12	110	45	20	10	0	35
	13	183	78	26	23	1	55
	14	114	36	18	17	0	43
	15	183	76	25	23	1	58
	16	167	81	19	25	0	42
	17	272	149	25	28	1	69
	18	256	124	34	32	0	66
	19	150	66	15	22	2	45
	20	160	58	31	18	1	52
	21	165	57	26	33	3	46
	22	141	64	18	20	0	39
	23	299	125	35	27	2	110
	24	282	132	32	27	2	89
	25	177	78	17	22	0	60
	26	147	54	26	18	0	49
	27	295	135	43	37	0	80
	28	268	133	28	32	0	75
	29	182	85	24	19	0	54
	30	136	54	20	21	0	41
	31	179	81	29	21	1	47
	32	160	68	19	32	0	41
	33	248	108	31	29	1	79
	34	266	126	36	34	2	68
	35	227	113	33	26	0	55
	36	260	138	33	29	0	60
	37	160	63	37	19	0	41
	38	314	147	36	31	0	100
	39	134	67	15	8	3	41
	40	168	70	25	28	1	44
	41	242	106	40	24	1	71
	42	167	68	24	14	0	61
	43	216	107	33	22	1	53
	44	328	146	39	42	0	101
	45	341	174	39	35	1	92
	46	98	37	15	11	0	35
	47	218	92	32	31	3	60

STATE SUPREME COURT JUSTICE  
7TH JUDICIAL DISTRICT  
DETAIL

LEGISLATIVE DISTRICT OR TOWN	ELECTION DISTRICT	TOTAL VOTES	JOHN GALLAGHER REP	JOHN GALLAGHER CON	JOHN GALLAGHER IND	SCATTER	BLANK AND VOID
Greece							
	48	151	72	17	16	0	46
	49	147	62	22	15	0	48
	50	222	98	30	19	1	74
	51	138	66	17	10	0	45
	52	269	116	40	42	1	70
	53	172	70	18	24	1	59
	54	273	130	35	33	0	75
	55	153	66	28	15	1	43
	56	268	122	34	25	2	85
	57	199	91	25	26	1	56
	58	268	134	28	24	1	81
	59	81	19	16	20	1	25
	60	178	91	19	27	2	39
	61	166	63	22	20	0	61
	62	265	122	31	28	1	83
	63	218	88	33	19	0	78
	64	165	87	20	14	3	41
	65	210	94	19	23	0	74
	66	120	57	12	14	0	37
	67	195	98	27	18	1	51
	68	268	117	40	24	1	86
	69	153	70	20	23	1	39
	70	634	325	83	61	3	162
	71	278	131	40	28	1	78
	72	316	151	41	31	0	93
	73	117	42	24	14	2	35
	74	163	72	15	23	2	51
	75	149	63	20	18	2	46
	76	191	103	28	19	0	41
	77	259	117	27	30	3	82
	78	141	66	16	16	0	43
	79	437	206	72	47	0	112
	80	306	163	45	24	0	74
	81	147	72	12	21	0	42
	82	161	61	22	26	0	52
	83	95	40	19	11	0	25
	84	242	101	41	31	0	69
	85	272	129	43	41	2	57
	86	314	154	44	26	2	88
	87	177	77	32	19	0	49
	88	244	96	34	27	2	85
	89	204	101	22	20	0	61

STATE SUPREME COURT JUSTICE  
7TH JUDICIAL DISTRICT  
DETAIL

LEGISLATIVE DISTRICT OR TOWN	ELECTION DISTRICT	TOTAL VOTES	JOHN GALLAGHER	JOHN GALLAGHER	JOHN GALLAGHER	SCATTER	BLANK AND VOID
			REP	CON	IND		
Greece	90	288	128	43	30	1	86
	91	402	181	51	43	0	127
	92	296	140	31	35	1	89
	93	272	113	36	38	1	84
	94	215	88	31	36	2	58
	95	128	70	7	16	0	35
	96	277	131	29	37	1	79
	97	453	222	61	39	1	130
	98	390	183	47	55	3	102
	99	266	137	38	35	1	55
	100	348	169	42	43	0	94
	101	163	80	27	12	0	44
	102	346	170	29	47	0	100
	103	307	142	44	36	1	84
	104	197	97	21	24	0	55
	105	361	187	45	49	0	80
	106	225	125	29	19	1	51
	107	166	77	27	24	0	38
	108	168	80	23	22	1	42
	109	318	128	27	56	0	107
Greece		<u>23,904</u>	<u>10,964</u>	<u>3,154</u>	<u>2,840</u>	<u>90</u>	<u>6,856</u>
Hamlin	1	163	79	18	31	0	35
	2	238	129	33	26	2	48
	3	239	122	40	28	0	49
	4	177	102	30	21	1	23
	5	189	91	36	20	1	41
	6	194	98	28	18	1	49
	7	326	153	47	44	1	81
	8	132	69	24	13	1	25
	9	120	71	14	22	1	12
	10	279	161	40	25	3	50
Hamlin		<u>2,057</u>	<u>1,075</u>	<u>310</u>	<u>248</u>	<u>11</u>	<u>413</u>
Henrietta	1	359	169	38	34	1	117
	2	276	121	24	37	0	94
	3	101	48	5	12	1	35
	4	245	96	16	25	4	104
	5	264	105	38	32	1	88
	6	248	101	36	31	0	80
	7	243	99	34	30	0	80
	8	290	115	23	46	3	103

STATE SUPREME COURT JUSTICE  
7TH JUDICIAL DISTRICT  
DETAIL

LEGISLATIVE DISTRICT OR TOWN	ELECTION DISTRICT	TOTAL VOTES	JOHN GALLAGHER	JOHN GALLAGHER	JOHN GALLAGHER	SCATTER	BLANK AND VOID
			REP	CON	IND		
Henrietta	9	203	70	21	24	0	88
	10	253	114	28	29	0	82
	11	216	74	32	30	2	78
	12	255	108	33	32	3	79
	13	374	147	47	42	6	132
	14	224	109	18	27	4	66
	15	191	83	14	29	0	65
	16	303	136	32	44	4	87
	17	361	144	35	62	6	114
	18	339	139	36	44	2	118
	19	229	103	21	28	2	75
	20	425	180	33	68	4	140
	21	235	100	27	32	0	76
	22	423	176	43	63	3	138
	23	211	92	29	37	2	51
	24	281	109	24	45	3	100
	25	298	133	38	34	2	91
	26	560	261	58	84	2	155
	27	467	217	57	60	4	129
	28	365	145	36	51	2	131
	29	825	339	81	91	3	311
	30	580	219	63	77	3	218
	31	157	56	19	25	0	57
	32	422	165	42	65	3	147
	33	180	68	13	24	3	72
	34	165	71	16	23	2	53
	35	395	181	40	56	2	116
Henrietta		10,963	4,593	1,150	1,473	77	3,670
Irondequoit	1	265	106	32	34	3	90
	2	171	70	22	19	1	59
	3	235	79	28	37	1	90
	4	104	40	13	22	1	28
	5	192	74	13	37	0	68
	6	374	164	28	54	1	127
	7	349	135	41	49	1	123
	8	222	84	26	38	1	73
	9	204	93	19	24	1	67
	10	261	108	35	40	1	77
	11	124	51	8	20	0	45
	12	167	64	10	31	1	61
	13	282	88	25	53	0	116

STATE SUPREME COURT JUSTICE  
7TH JUDICIAL DISTRICT  
DETAIL

LEGISLATIVE DISTRICT OR TOWN	ELECTION DISTRICT	TOTAL VOTES	JOHN GALLAGHER	JOHN GALLAGHER	JOHN GALLAGHER	SCATTER	BLANK AND VOID
			REP	CON	IND		
Irondequoit	14	282	102	34	38	4	104
	15	295	119	29	46	3	98
	16	382	147	39	57	2	137
	17	154	61	13	21	2	57
	18	203	74	23	29	1	76
	19	218	70	14	37	1	96
	20	219	90	20	36	0	73
	21	236	86	21	50	2	77
	22	251	87	29	40	1	94
	23	194	64	20	26	2	82
	24	208	74	23	23	4	84
	25	197	79	25	25	1	67
	26	106	43	6	11	0	46
	27	154	60	13	32	1	48
	28	164	75	25	21	0	43
	29	161	61	20	24	0	56
	30	224	102	15	37	1	69
	31	317	105	27	59	1	125
	32	205	76	25	30	3	71
	33	157	60	10	27	1	59
	34	306	133	24	35	1	113
	35	151	49	9	29	0	64
	36	91	29	10	14	1	37
	37	162	65	21	13	2	61
	38	101	44	10	13	0	34
	39	73	34	6	8	0	25
	40	126	44	14	21	2	45
	41	172	70	14	29	3	56
	42	255	97	32	51	2	73
	43	162	66	18	20	1	57
	44	416	174	28	58	1	155
	45	145	61	17	17	0	50
	46	196	91	20	23	0	62
	47	84	53	4	4	0	23
	48	219	88	23	37	0	71
	49	288	116	26	43	0	103
	50	87	33	8	10	0	36
	51	315	120	22	67	1	105
	52	190	72	20	32	1	65
	53	136	50	16	16	0	54
	54	64	20	13	10	0	21
	55	232	85	22	39	0	86

STATE SUPREME COURT JUSTICE  
7TH JUDICIAL DISTRICT  
DETAIL

LEGISLATIVE DISTRICT OR TOWN	ELECTION DISTRICT	TOTAL VOTES	JOHN GALLAGHER	JOHN GALLAGHER	JOHN GALLAGHER	SCATTER	BLANK AND VOID
			REP	CON	IND		
Irondequoit							
	56	158	61	17	22	0	58
	57	248	104	27	36	0	81
	58	224	78	32	36	0	78
	59	169	66	20	34	2	47
	60	220	91	22	46	0	61
	61	284	115	21	42	4	102
	62	246	97	26	45	0	78
	63	152	54	13	30	1	54
	64	37	17	2	5	0	13
	65	132	49	9	15	2	57
	66	59	17	9	11	1	21
	67	138	57	15	16	1	49
	68	146	73	16	21	0	36
Irondequoit		13,461	5,264	1,337	2,075	68	4,717
Mendon							
	1	367	164	41	66	0	96
	2	336	137	40	58	0	101
	3	402	187	53	50	0	112
	4	273	117	23	41	2	90
	5	362	161	55	44	2	100
	6	330	142	43	53	2	90
	7	375	189	62	43	1	80
	8	149	78	11	22	0	38
	9	314	143	37	47	1	86
Mendon		2,908	1,318	365	424	8	793
Ogden							
	1	254	100	41	29	0	84
	2	271	144	34	31	1	61
	3	387	199	52	48	1	87
	4	234	119	37	32	0	46
	5	231	115	32	29	1	54
	6	247	110	28	36	4	69
	7	155	78	23	17	0	37
	8	252	136	23	34	0	59
	9	227	103	33	29	0	62
	10	252	114	43	35	0	60
	11	252	128	40	37	0	47
	12	278	148	38	41	1	50
	13	246	115	25	44	1	61
	14	196	95	33	20	0	48
	15	335	154	51	40	0	90
	16	159	84	28	12	0	35

STATE SUPREME COURT JUSTICE  
7TH JUDICIAL DISTRICT  
DETAIL

LEGISLATIVE DISTRICT OR TOWN	ELECTION DISTRICT	TOTAL VOTES	JOHN GALLAGHER	JOHN GALLAGHER	JOHN GALLAGHER	SCATTER	BLANK AND VOID
			REP	CON	IND		
Ogden							
	17	228	112	25	21	0	70
	18	276	139	38	42	2	55
	19	298	148	48	31	2	69
	20	315	149	49	40	2	75
Ogden		5,093	2,490	721	648	15	1,219
Parma							
	1	309	144	51	33	0	81
	2	326	182	43	28	1	72
	3	237	139	30	19	0	49
	4	222	115	35	25	0	47
	5	189	87	25	20	0	57
	6	104	55	11	10	0	28
	7	211	105	39	15	0	52
	8	382	200	49	38	1	94
	9	270	138	35	24	0	73
	10	265	127	51	31	1	55
	11	299	133	34	47	1	84
	12	253	122	28	40	2	61
	13	448	219	64	48	0	117
	14	186	93	24	21	0	48
	15	284	140	43	42	0	59
Parma		3,985	1,999	562	441	6	977
Penfield							
	1	94	40	11	14	1	28
	2	228	101	19	41	0	67
	3	226	120	21	39	0	46
	4	322	147	50	38	0	87
	5	267	100	32	39	0	96
	6	201	102	23	27	4	45
	7	253	102	31	46	3	71
	8	159	78	20	14	2	45
	9	299	104	30	55	5	105
	10	162	64	26	32	1	39
	11	146	88	12	15	0	31
	12	251	106	26	53	0	66
	13	291	137	31	29	0	94
	14	310	148	46	51	2	63
	15	336	160	29	59	1	87
	16	134	60	11	27	0	36
	17	258	97	31	56	2	72
	18	193	97	14	34	1	47
	19	375	165	38	70	0	102



STATE SUPREME COURT JUSTICE  
7TH JUDICIAL DISTRICT  
DETAIL

LEGISLATIVE DISTRICT OR TOWN	ELECTION DISTRICT	TOTAL VOTES	JOHN GALLAGHER	JOHN GALLAGHER	JOHN GALLAGHER	SCATTER	BLANK AND VOID
			REP	CON	IND		
Penfield	20	298	140	40	46	2	70
	21	272	125	23	52	2	70
	22	214	67	23	47	2	75
	23	320	144	36	64	2	74
	24	319	151	34	56	0	78
	25	199	116	17	21	1	44
	26	161	89	14	23	0	35
	27	300	130	35	49	2	84
	28	183	71	20	34	0	58
	29	300	133	36	54	2	75
	30	419	213	47	56	1	102
	31	155	68	23	22	0	42
	32	148	74	10	25	1	38
	33	229	96	42	38	1	52
	34	198	89	21	27	1	60
	35	316	133	33	59	3	88
	36	233	107	20	38	2	66
	37	427	212	43	62	0	110
	38	155	80	18	23	0	34
	39	175	75	19	39	0	42
	40	280	130	23	38	1	88
	41	341	177	42	62	0	60
	42	207	89	27	35	0	56
Penfield		10,354	4,725	1,147	1,709	45	2,728
Perinton	1	371	171	37	56	2	105
	2	266	118	33	30	3	82
	3	245	123	31	36	1	54
	4	223	88	22	41	0	72
	5	140	55	11	30	0	44
	6	264	96	18	37	3	110
	7	317	123	25	69	1	99
	8	243	127	22	38	0	56
	9	367	198	40	49	3	77
	10	305	125	31	61	2	86
	11	179	64	26	21	3	65
	12	203	99	17	31	2	54
	13	219	124	21	23	0	51
	14	290	140	35	36	0	79
	15	211	93	20	32	0	66
	16	208	109	14	33	3	49
	17	285	119	26	53	1	86

STATE SUPREME COURT JUSTICE  
7TH JUDICIAL DISTRICT  
DETAIL

LEGISLATIVE DISTRICT OR TOWN	ELECTION DISTRICT	TOTAL VOTES	JOHN GALLAGHER REP	JOHN GALLAGHER CON	JOHN GALLAGHER IND	SCATTER	BLANK AND VOID
Perinton	18	271	114	32	52	1	72
	19	277	144	35	32	0	66
	20	226	113	23	29	1	60
	21	333	161	39	45	2	86
	22	207	93	22	31	1	60
	23	402	196	41	69	1	95
	24	435	241	44	56	1	93
	25	216	71	16	49	1	79
	26	276	139	30	40	2	65
	27	227	123	27	28	0	49
	28	226	116	18	37	3	52
	29	154	69	12	31	1	41
	30	249	116	20	48	0	65
	31	303	144	29	42	1	87
	32	209	105	19	46	1	38
	33	278	133	18	61	1	65
	34	286	148	25	37	1	75
	35	215	96	19	49	2	49
	36	150	67	12	29	1	41
	37	271	122	30	54	0	65
	38	337	162	35	53	0	87
	39	322	161	29	40	0	92
	40	189	95	15	28	0	51
	41	178	69	22	32	1	54
	42	218	106	24	32	3	53
	43	472	237	51	86	1	97
	44	204	101	18	34	1	50
	45	455	231	55	74	0	95
	46	135	52	16	15	2	50
	47	270	136	29	37	0	68
	48	216	104	18	39	3	52
	49	203	108	31	41	1	22
	50	61	20	9	10	2	20
	51	264	141	37	40	2	44
	52	236	129	24	38	0	45
	53	201	87	14	30	1	69
	54	413	234	38	58	3	80
	55	264	138	30	37	0	59
	56	368	211	51	37	0	69
Perinton		14,553	7,005	1,486	2,302	65	3,695

STATE SUPREME COURT JUSTICE  
7TH JUDICIAL DISTRICT  
DETAIL

LEGISLATIVE DISTRICT OR TOWN	ELECTION DISTRICT	TOTAL VOTES	JOHN GALLAGHER REP	JOHN GALLAGHER CON	JOHN GALLAGHER IND	SCATTER	BLANK AND VOID
Pittsford							
	1	231	83	15	39	2	92
	2	281	89	18	45	4	125
	3	411	194	33	55	2	127
	4	343	143	30	53	0	117
	5	244	85	20	33	4	102
	6	173	64	11	34	0	64
	7	129	55	10	22	0	42
	8	252	128	20	29	2	73
	9	286	129	27	37	1	92
	10	286	143	23	35	1	84
	11	230	87	30	42	2	69
	12	248	121	22	37	0	68
	13	212	78	16	34	1	83
	14	330	156	30	37	2	105
	15	148	71	12	22	2	41
	16	234	101	14	49	0	70
	17	321	111	27	58	3	122
	18	209	87	12	36	1	73
	19	190	93	31	15	0	51
	20	294	121	23	40	3	107
	21	266	110	23	34	0	99
	22	338	148	28	42	1	119
	23	257	126	32	44	0	55
	24	301	147	16	32	1	105
	25	311	146	14	44	1	106
	26	273	120	29	51	0	73
	27	266	111	20	46	0	89
	28	229	87	14	35	5	88
	29	286	115	27	52	0	92
	30	229	95	14	34	2	84
	31	306	145	20	41	0	100
	32	309	134	19	62	1	93
	33	330	169	28	45	1	87
	34	292	139	22	57	0	74
		9,045	3,931	730	1,371	42	2,971
Pittsford							
Riga							
	1	427	226	47	67	2	85
	2	308	183	40	24	1	60
	3	245	122	32	33	2	56
	4	273	151	32	34	0	56
	5	282	151	48	29	2	52

STATE SUPREME COURT JUSTICE  
7TH JUDICIAL DISTRICT  
DETAIL

LEGISLATIVE DISTRICT OR TOWN	ELECTION DISTRICT	TOTAL VOTES	JOHN GALLAGHER	JOHN GALLAGHER	JOHN GALLAGHER	SCATTER	BLANK AND VOID
			REP	CON	IND		
Riga	6	220	119	41	22	0	38
Riga		1,755	952	240	209	7	347
Rush	1	321	163	41	39	2	76
	2	210	105	24	35	0	46
	3	339	144	46	53	1	95
	4	307	158	33	49	3	64
Rush		1,177	570	144	176	6	281
Sweden	1	271	118	25	40	0	88
	2	106	46	7	19	1	33
	3	296	129	34	42	2	89
	4	316	140	42	42	0	92
	5	76	28	3	11	0	34
	6	241	104	34	31	0	72
	7	310	137	39	43	2	89
	8	249	119	35	24	2	69
	9	187	81	28	22	0	56
	10	402	203	53	40	2	104
	11	79	30	11	15	0	23
	12	252	118	41	25	2	66
Sweden		2,785	1,253	352	354	11	815
Webster	1	289	142	44	37	1	65
	2	302	143	31	45	2	81
	3	365	174	43	46	2	100
	4	135	61	18	17	2	37
	5	309	151	29	52	1	76
	6	178	89	19	30	1	39
	7	309	140	36	47	2	84
	8	263	142	30	43	0	48
	9	302	154	40	46	0	62
	10	580	278	65	70	3	164
	11	326	164	38	46	3	75
	12	345	187	35	36	0	87
	13	240	114	27	32	2	65
	14	256	120	34	46	1	55
	15	218	92	27	34	1	64
	16	317	157	33	48	5	74
	17	248	128	31	37	0	52
	18	195	87	21	25	1	61
	19	407	203	39	52	0	113

STATE SUPREME COURT JUSTICE  
7TH JUDICIAL DISTRICT  
DETAIL

LEGISLATIVE DISTRICT OR TOWN	ELECTION DISTRICT	TOTAL VOTES	JOHN GALLAGHER	JOHN GALLAGHER	JOHN GALLAGHER	SCATTER	BLANK AND VOID
			REP	CON	IND		
Webster	20	374	194	48	41	1	90
	21	354	182	32	45	1	94
	22	293	137	38	35	0	83
	23	238	115	28	35	1	59
	24	674	296	83	90	1	204
	25	119	62	11	12	0	34
	26	246	122	33	40	2	49
	27	369	181	47	48	1	92
	28	250	121	36	42	0	51
	29	189	78	20	26	0	65
	30	140	64	18	14	0	44
	31	323	160	53	28	0	82
	32	410	209	50	50	1	100
	33	290	140	31	35	2	82
	34	165	85	18	20	0	42
	35	207	98	28	18	2	61
	36	216	101	23	41	1	50
	37	429	209	39	65	2	114
	38	250	107	29	49	2	63
	39	281	117	23	40	1	100
	40	503	241	58	56	1	147
	41	386	183	39	64	4	96
	42	285	144	29	35	0	77
	43	205	92	31	29	0	53
Webster		12,780	6,164	1,485	1,747	50	3,334
Wheatland	1	231	104	24	42	2	59
	2	242	113	28	27	1	73
	3	257	115	31	45	2	64
	4	184	80	27	21	0	56
	5	278	135	46	32	0	65
Wheatland		1,192	547	156	167	5	317
TOWNS		142,254	63,924	16,000	20,204	671	41,455
GRAND TOTAL:		173,565	70,982	17,680	24,790	1,059	59,054

FAMILY COURT JUDGE  
SUMMARY

LEGISLATIVE DISTRICT OR TOWN	TOTAL VOTES	JOSEPH G. NESSER	JOSEPH G. NESSER	JOSEPH G. NESSER	JOSEPH G. NESSER	JOSEPH G. NESSER	SCATTER	BLANK AND VOID
		REP	CON	WOR	IND	REF		
Leg. Dist. 07	508	196	49	34	64	3	0	162
Leg. Dist. 21	4,230	949	213	344	507	38	25	2,154
Leg. Dist. 22	2,274	297	78	112	117	9	7	1,654
Leg. Dist. 23	5,201	1,275	246	452	810	61	49	2,308
Leg. Dist. 24	3,216	680	124	347	468	52	36	1,509
Leg. Dist. 25	3,334	506	114	222	247	30	25	2,190
Leg. Dist. 26	2,869	1,003	253	135	305	14	11	1,148
Leg. Dist. 27	4,549	667	187	262	300	26	26	3,081
Leg. Dist. 28	2,242	512	136	116	169	20	4	1,285
Leg. Dist. 29	2,888	600	156	142	205	19	9	1,757
CITY	31,311	6,685	1,556	2,166	3,192	272	192	17,248
Brighton	9,207	2,691	518	673	1,377	103	85	3,760
Chili	7,426	3,474	988	273	801	42	21	1,827
Clarkson	1,890	856	255	49	184	14	1	531
East Rochester	1,456	619	124	63	205	12	10	423
Gates	6,263	3,052	686	248	588	26	24	1,639
Greece	23,904	10,646	3,096	702	2,358	141	79	6,882
Hamlin	2,057	1,058	305	43	210	9	7	425
Henrietta	10,963	4,466	1,161	441	1,177	85	41	3,592
Irondequoit	13,461	5,043	1,334	595	1,644	102	55	4,688
Mendon	2,908	1,287	358	98	359	19	5	782
Ogden	5,093	2,405	716	145	566	26	11	1,224
Parma	3,985	1,923	563	99	387	20	8	985
Penfield	10,354	4,569	1,137	390	1,440	78	32	2,708
Perinton	14,553	6,808	1,482	538	1,949	91	44	3,641
Pittsford	9,045	3,859	724	380	1,132	76	34	2,840
Riga	1,755	920	240	54	172	9	6	354
Rush	1,177	552	145	45	158	5	6	266
Sweden	2,785	1,227	350	81	296	19	7	805
Webster	12,780	6,020	1,463	408	1,456	80	29	3,324
Wheatland	1,192	512	152	51	130	8	3	336
TOWNS	142,254	61,987	15,797	5,376	16,589	965	508	41,032
GRAND TOTAL:	173,565	68,672	17,353	7,542	19,781	1,237	700	58,280

FAMILY COURT JUDGE  
DETAIL

LEGISLATIVE DISTRICT OR TOWN	ELECTION DISTRICT	TOTAL VOTES	JOSEPH G. NESSER REP	JOSEPH G. NESSER CON	JOSEPH G. NESSER WOR	JOSEPH G. NESSER IND	JOSEPH G. NESSER REF	SCATTER	BLANK AND VOID
Leg. Dist. 07									
	1/16-1	328	140	27	20	43	1	0	97
	2	180	56	22	14	21	2	0	65
Leg. Dist. 07		508	196	49	34	64	3	0	162
Leg. Dist. 21									
	1	274	78	18	21	41	2	2	112
	2	163	52	9	19	31	1	4	47
	3	101	17	9	4	5	0	0	66
	4	97	19	3	5	6	0	0	64
	5	129	33	5	20	16	1	0	54
	6	186	42	4	17	20	3	2	98
	7	327	85	17	18	45	3	1	158
	8	93	13	7	11	10	1	0	51
	9	200	57	7	23	31	2	3	77
	10	286	90	22	22	34	1	1	116
	11	145	22	6	8	9	0	1	99
	12	374	93	17	38	61	3	2	160
	13	116	23	3	14	19	1	4	52
	14	78	21	3	7	8	2	0	37
	15	232	44	13	16	29	1	0	129
	16	66	19	5	1	6	1	0	34
	17	169	29	8	24	13	0	1	94
	18	114	17	6	7	6	0	0	78
	19	69	11	2	4	3	0	0	49
	20	105	28	4	7	19	3	0	44
	21	127	18	6	8	9	1	1	84
	22	133	20	6	9	16	0	0	82
	23	135	26	9	14	5	1	1	79
	24	226	41	11	10	39	5	1	119
	25	126	19	5	10	11	0	0	81
	26	65	18	3	4	5	2	1	32
	27	94	14	5	3	10	4	0	58
Leg. Dist. 21		4,230	949	213	344	507	38	25	2,154
Leg. Dist. 22									
	1	158	18	7	2	5	0	0	126
	2	42	1	0	4	1	0	0	36
	3	77	5	4	3	2	0	0	63
	4	40	7	2	2	0	0	0	29
	5	71	8	2	4	3	1	0	53
	6	103	8	6	5	3	0	0	81
	7	43	2	0	0	0	0	0	41
	8	107	18	3	7	2	0	0	77
	9	59	5	0	4	1	0	0	49
	10	76	5	0	1	3	0	0	67
	11	147	23	4	5	10	0	1	104

FAMILY COURT JUDGE  
DETAIL

LEGISLATIVE DISTRICT OR TOWN	ELECTION DISTRICT	TOTAL VOTES	JOSEPH G. NESSER REP	JOSEPH G. NESSER CON	JOSEPH G. NESSER WOR	JOSEPH G. NESSER IND	JOSEPH G. NESSER REF	SCATTER	BLANK AND VOID
Leg. Dist. 22									
	12	87	10	1	4	5	0	0	67
	13	45	3	2	2	0	0	0	38
	14	91	17	4	7	5	0	0	58
	15	92	8	3	2	6	1	0	72
	16	42	8	2	4	1	0	0	27
	17	49	5	1	1	1	0	0	41
	18	51	3	0	4	3	0	0	41
	19	47	7	3	1	0	0	0	36
	20	100	8	1	4	7	0	0	80
	21	60	7	0	5	3	3	0	42
	22	100	12	6	2	5	0	0	75
	23	67	9	2	8	1	0	0	47
	24	42	10	2	1	0	0	1	28
	25	284	61	13	11	35	3	4	157
	26	81	16	3	10	10	1	0	41
	27	113	13	7	9	5	0	1	78
Leg. Dist. 22		2,274	297	78	112	117	9	7	1,654
Leg. Dist. 23									
	1	80	24	3	6	17	0	1	29
	2	139	30	7	9	20	4	3	66
	3	114	23	4	16	21	0	1	49
	4	262	55	15	27	42	4	1	118
	5	91	21	1	7	11	3	2	46
	6	89	23	3	8	20	2	0	33
	7	179	41	5	16	31	2	5	79
	8	153	32	6	23	28	2	6	56
	9	133	34	4	12	14	0	0	69
	10	135	34	5	13	18	2	2	61
	11	183	39	3	15	37	3	2	84
	12	230	59	12	19	32	2	1	105
	13	175	48	9	13	18	3	0	84
	14	131	26	4	12	28	0	2	59
	15/29	113	29	7	12	20	0	3	42
	16	101	18	11	10	11	2	1	48
	17	276	65	16	29	31	1	4	130
	18	395	110	27	25	56	3	1	173
	19	258	85	11	19	44	2	3	94
	20	238	53	10	28	47	3	0	97
	21	208	42	11	24	19	2	0	110
	22	185	52	7	15	19	1	2	89
	23	115	21	6	10	17	0	3	58
	24	184	66	7	10	34	2	0	65
	25	316	75	18	23	62	5	0	133
	26	384	107	19	24	62	7	1	164



FAMILY COURT JUDGE  
DETAIL

LEGISLATIVE DISTRICT OR TOWN	ELECTION DISTRICT	TOTAL VOTES	JOSEPH G. NESSER REP	JOSEPH G. NESSER CON	JOSEPH G. NESSER WOR	JOSEPH G. NESSER IND	JOSEPH G. NESSER REF	SCATTER	BLANK AND VOID
Leg. Dist. 23									
	27	162	35	8	15	24	4	0	76
	28	172	28	7	12	27	2	5	91
Leg. Dist. 23		5,201	1,275	246	452	810	61	49	2,308
Leg. Dist. 24									
	1	294	45	6	45	45	5	3	145
	2/23	220	40	3	28	32	1	2	114
	3/22	180	31	13	18	31	3	2	82
	4	256	38	8	22	32	7	2	147
	5/24	214	59	9	19	29	4	1	93
	6	141	31	6	14	22	2	3	63
	7/19	130	43	10	12	15	4	3	43
	8	144	35	7	16	25	2	1	58
	9	133	45	12	9	12	0	1	54
	10	262	44	8	40	48	6	5	111
	11/12	73	18	2	7	9	1	0	36
	13	210	40	3	28	34	1	1	103
	14	229	45	6	25	29	4	2	118
	15	224	47	16	23	35	5	1	97
	16	177	34	5	17	19	1	4	97
	17	79	32	5	2	11	0	0	29
	18	173	41	4	15	29	4	2	78
	20/21	77	12	1	7	11	2	3	41
Leg. Dist. 24		3,216	680	124	347	468	52	36	1,509
Leg. Dist. 25									
	1	237	50	12	22	31	2	5	115
	2	159	22	6	7	4	1	2	117
	3	213	27	9	9	9	0	1	158
	4/24	122	39	7	4	11	0	0	61
	5	136	12	2	3	7	0	0	112
	6	119	16	4	11	17	4	2	65
	7	183	9	3	6	2	0	0	163
	8	177	21	3	11	3	2	0	137
	9	72	4	3	1	2	0	0	62
	10	175	31	2	10	14	4	0	114
	11	76	4	4	5	1	0	1	61
	12/28	181	30	5	24	26	4	2	90
	13	133	9	3	9	4	1	0	107
	14	79	13	4	6	9	0	1	46
	15	109	13	2	6	4	0	1	83
	16	102	10	4	6	6	1	0	75
	17	91	4	1	3	4	0	1	78
	18	176	24	4	11	6	1	3	127
	19	53	12	4	5	10	0	0	22
	20	51	16	1	4	5	0	0	25

FAMILY COURT JUDGE  
DETAIL

LEGISLATIVE DISTRICT OR TOWN	ELECTION DISTRICT	TOTAL VOTES	JOSEPH G. NESSER REP	JOSEPH G. NESSER CON	JOSEPH G. NESSER WOR	JOSEPH G. NESSER IND	JOSEPH G. NESSER REF	SCATTER	BLANK AND VOID
Leg. Dist. 25									
	21/28-19	93	16	4	2	7	2	1	61
	22	125	27	8	10	18	2	0	60
	23	20	5	1	3	1	0	1	9
	25	231	46	9	17	21	4	1	133
	26/27	74	18	2	5	5	2	1	41
	29/30	147	28	7	22	20	0	2	68
		<u>3,334</u>	<u>506</u>	<u>114</u>	<u>222</u>	<u>247</u>	<u>30</u>	<u>25</u>	<u>2,190</u>
Leg. Dist. 25									
Leg. Dist. 26									
	1	321	126	38	13	38	0	0	106
	2	119	38	14	4	15	1	0	47
	3	81	34	3	2	9	1	0	32
	4	185	72	21	8	18	2	1	63
	5	143	42	13	5	16	0	1	66
	6	118	28	9	7	7	1	1	65
	7	145	48	11	4	12	0	0	70
	8	148	31	5	5	13	0	0	94
	9	181	54	12	12	18	0	1	84
	10	168	55	9	5	17	0	1	81
	11	169	63	13	9	21	1	1	61
	12	166	64	15	7	18	2	0	60
	13	220	78	25	16	15	1	2	83
	14	213	82	27	16	24	0	2	62
	15	151	42	9	7	23	1	0	69
	16	189	84	19	10	20	3	0	53
	17	152	62	10	5	21	1	1	52
		<u>2,869</u>	<u>1,003</u>	<u>253</u>	<u>135</u>	<u>305</u>	<u>14</u>	<u>11</u>	<u>1,148</u>
Leg. Dist. 26									
Leg. Dist. 27									
	1	215	40	14	8	12	2	1	138
	2	231	36	18	13	18	3	2	141
	3	175	34	8	11	18	1	1	102
	4	252	36	11	13	25	0	0	167
	5	216	20	5	16	11	2	1	161
	6	179	19	3	4	12	1	0	140
	7	182	32	9	13	10	1	2	115
	8	318	31	13	14	14	3	2	241
	9	243	21	3	21	15	1	5	177
	10	204	38	8	23	9	0	0	126
	11	234	36	12	16	15	1	1	153
	12	170	24	9	13	15	1	0	108
	13	184	20	5	8	17	1	2	131
	14	159	24	3	7	6	0	0	119
	15	183	21	5	15	12	0	1	129
	16	185	20	8	9	7	0	0	141
	17	199	30	6	12	12	1	3	135

FAMILY COURT JUDGE  
DETAIL

LEGISLATIVE DISTRICT OR TOWN	ELECTION DISTRICT	TOTAL VOTES	JOSEPH G. NESSER REP	JOSEPH G. NESSER CON	JOSEPH G. NESSER WOR	JOSEPH G. NESSER IND	JOSEPH G. NESSER REF	SCATTER	BLANK AND VOID
Leg. Dist. 27									
	18	164	50	10	7	10	0	2	85
	19	222	24	13	10	18	0	0	157
	20	109	11	6	4	7	1	0	80
	21	108	12	5	4	3	1	0	83
	22	119	23	2	6	8	3	0	77
	23	124	16	0	11	7	1	2	87
	25	68	17	5	1	9	0	1	35
	26	106	32	6	3	10	2	0	53
Leg. Dist. 27		4,549	667	187	262	300	26	26	3,081
Leg. Dist. 28									
	1	125	18	11	9	12	1	0	74
	2	89	20	8	7	7	2	0	45
	3	86	15	6	4	9	0	0	52
	4	86	24	6	4	6	0	0	46
	5	97	23	8	3	11	0	1	51
	6	225	62	11	8	20	2	0	122
	7	231	57	15	10	16	3	1	129
	8	124	25	8	5	2	2	0	82
	9	122	33	9	11	7	2	2	58
	10	36	10	0	2	3	0	0	21
	11	118	25	4	5	7	1	0	76
	12	62	9	6	2	5	0	0	40
	13	82	17	1	1	12	0	0	51
	14	109	16	8	5	8	0	0	72
	15	36	7	1	3	2	0	0	23
	16	123	21	4	8	8	2	0	80
	17	22	2	1	1	1	0	0	17
	18	102	29	5	6	7	2	0	53
	20	164	56	14	8	9	2	0	75
	21	149	33	9	13	15	0	0	79
	22	54	10	1	1	2	1	0	39
Leg. Dist. 28		2,242	512	136	116	169	20	4	1,285
Leg. Dist. 29									
	1/2	43	9	1	2	1	0	0	30
	3/8	38	7	4	3	3	0	0	21
	4	157	46	16	10	23	1	1	60
	5	132	34	4	7	11	0	0	76
	6	93	23	1	5	4	0	0	60
	7	120	33	8	12	11	0	3	53
	9	191	34	10	7	17	1	1	121
	10	168	27	10	7	15	1	0	108
	11	139	37	17	6	11	0	0	68
	12	146	26	5	10	15	0	0	90
	13	80	5	0	1	2	1	0	71

FAMILY COURT JUDGE  
DETAIL

LEGISLATIVE DISTRICT OR TOWN	ELECTION DISTRICT	TOTAL VOTES	JOSEPH G. NESSER REP	JOSEPH G. NESSER CON	JOSEPH G. NESSER WOR	JOSEPH G. NESSER IND	JOSEPH G. NESSER REF	SCATTER	BLANK AND VOID
Leg. Dist. 29									
	14	47	4	6	5	1	0	0	31
	15	102	13	2	7	7	0	1	72
	16	43	10	2	1	2	0	0	28
	17	100	29	5	5	9	2	1	49
	18	173	61	10	8	23	3	0	68
	19	58	9	2	0	4	1	0	42
	20	181	21	10	12	8	0	1	129
	21	172	31	13	7	14	4	0	103
	22	104	17	5	0	2	1	0	79
	23	119	32	3	1	1	0	1	81
	24	178	38	11	12	8	0	0	109
	25/28	256	45	11	11	13	4	0	172
	26	48	9	0	3	0	0	0	36
		<u>2,888</u>	<u>600</u>	<u>156</u>	<u>142</u>	<u>205</u>	<u>19</u>	<u>9</u>	<u>1,757</u>
Leg. Dist. 29									
CITY		31,311	6,685	1,556	2,166	3,192	272	192	17,248
Brighton									
	1	280	65	16	28	46	8	5	112
	2	163	53	13	11	28	0	0	58
	3	220	73	19	13	27	0	1	87
	4	240	56	6	27	35	2	3	111
	5	251	59	6	24	35	3	1	123
	6	314	93	15	26	51	7	2	120
	7	189	60	12	16	24	3	3	71
	8	201	96	12	5	28	0	0	60
	9	234	57	9	21	22	4	4	117
	10	249	73	16	12	33	3	2	110
	11	284	70	16	36	37	3	1	121
	12	302	74	13	13	57	3	3	139
	13	175	55	7	13	27	3	0	70
	14	119	29	5	14	16	0	1	54
	15	185	53	14	17	26	6	3	66
	16	142	75	10	1	13	1	0	42
	17	120	29	6	5	18	0	0	62
	18	220	55	8	15	28	1	2	111
	19	143	38	11	9	22	2	4	57
	20	106	23	7	12	16	2	1	45
	21	202	60	9	20	28	3	0	82
	22	187	60	10	8	33	0	4	72
	23	175	49	7	5	35	2	2	75
	24	284	97	22	19	34	3	0	109
	25	193	41	13	27	30	1	4	77
	26	160	54	13	8	28	0	1	56
	27	169	40	2	13	28	0	2	84

FAMILY COURT JUDGE  
DETAIL

LEGISLATIVE DISTRICT OR TOWN	ELECTION DISTRICT	TOTAL VOTES	JOSEPH G. NESSER REP	JOSEPH G. NESSER CON	JOSEPH G. NESSER WOR	JOSEPH G. NESSER IND	JOSEPH G. NESSER REF	SCATTER	BLANK AND VOID
Brighton									
	28	257	79	9	24	46	2	0	97
	29	133	47	12	7	14	1	1	51
	30	381	117	17	18	52	3	2	172
	31	217	64	8	16	36	7	3	83
	32	266	65	11	20	48	4	5	113
	33	237	80	16	18	25	1	2	95
	34	223	65	16	23	36	0	4	79
	35	167	44	12	12	17	2	0	80
	36	145	51	9	13	13	3	1	55
	37	158	42	8	11	23	1	7	66
	38	183	52	16	12	21	3	0	79
	39	205	59	18	15	33	2	1	77
	40	315	91	15	12	67	2	5	123
	41	240	80	15	18	38	6	0	83
	42	75	23	4	11	19	1	2	15
	43	205	61	13	14	33	3	0	81
	44	63	19	3	2	13	0	0	26
	45	109	37	11	5	20	1	2	33
	46	121	28	8	4	18	1	1	61
		<u>9,207</u>	<u>2,691</u>	<u>518</u>	<u>673</u>	<u>1,377</u>	<u>103</u>	<u>85</u>	<u>3,760</u>
Brighton Chili									
	1	199	96	26	7	25	1	1	43
	2	310	141	47	11	31	5	0	75
	3	267	113	35	7	28	2	1	81
	4	159	76	22	4	17	2	1	37
	5	215	86	27	8	22	3	2	67
	6	215	92	31	5	29	5	0	53
	7	105	38	17	11	10	1	0	28
	8	234	122	32	9	30	0	0	41
	9	239	97	30	11	32	0	1	68
	10	131	54	25	7	13	1	1	30
	11	229	110	33	5	26	1	0	54
	12	224	103	33	5	28	0	1	54
	13	328	178	37	9	35	3	4	62
	14	230	115	39	10	25	3	0	38
	15	197	97	20	7	26	1	0	46
	16	426	223	57	11	28	0	2	105
	17	581	304	66	19	54	0	0	138
	18	213	99	21	6	20	1	0	66
	19	235	121	18	7	20	1	0	68
	20	270	124	32	16	34	1	1	62
	21	165	78	20	6	13	1	0	47
	22	178	68	23	11	18	0	1	57
	23	159	79	21	7	18	2	0	32

FAMILY COURT JUDGE  
DETAIL

LEGISLATIVE DISTRICT OR TOWN	ELECTION DISTRICT	TOTAL VOTES	JOSEPH G. NESSER REP	JOSEPH G. NESSER CON	JOSEPH G. NESSER WOR	JOSEPH G. NESSER IND	JOSEPH G. NESSER REF	SCATTER	BLANK AND VOID
Chili									
	24	446	200	55	18	54	1	1	117
	25	145	52	24	6	18	1	1	43
	26	284	136	41	8	43	1	0	55
	27	194	78	45	9	18	1	0	43
	28	167	76	19	5	9	0	1	57
	29	159	72	24	7	19	1	0	36
	30	90	34	17	3	11	2	1	22
	31	233	114	23	7	31	1	1	56
	32	199	98	28	11	16	0	0	46
Chili		7,426	3,474	988	273	801	42	21	1,827
Clarkson									
	1	356	162	52	9	28	3	0	102
	2	51	22	7	1	6	0	0	15
	3	297	114	37	8	33	2	0	103
	4	414	221	52	5	38	3	0	95
	5	511	227	73	18	50	5	1	137
	6	261	110	34	8	29	1	0	79
Clarkson		1,890	856	255	49	184	14	1	531
East Rochester									
	1	210	102	15	5	31	2	2	53
	2	216	94	17	8	35	1	1	60
	3	228	108	25	6	20	1	2	66
	4	177	76	8	11	23	1	2	56
	5	174	65	14	10	27	1	2	55
	6	266	100	22	10	38	2	1	93
	7	185	74	23	13	31	4	0	40
East Rochester		1,456	619	124	63	205	12	10	423
Gates									
	1	121	46	11	8	16	0	2	38
	2	172	86	12	6	19	2	1	46
	3	131	61	22	6	10	1	1	30
	4	169	82	22	4	17	0	0	44
	5	289	154	24	9	27	0	0	75
	6	191	95	18	14	14	1	0	49
	7	372	190	36	12	37	1	0	96
	8	156	82	15	9	9	1	0	40
	9	196	95	18	6	15	2	0	60
	10	109	41	24	4	8	0	1	31
	11	146	78	18	5	9	1	0	35
	12	129	54	9	8	18	0	0	40
	13	140	52	19	5	22	2	1	39
	14	142	64	9	5	13	1	0	50
	15	312	138	30	16	34	0	2	92

FAMILY COURT JUDGE  
DETAIL

LEGISLATIVE DISTRICT OR TOWN	ELECTION DISTRICT	TOTAL VOTES	JOSEPH G. NESSER REP	JOSEPH G. NESSER CON	JOSEPH G. NESSER WOR	JOSEPH G. NESSER IND	JOSEPH G. NESSER REF	SCATTER	BLANK AND VOID
Gates									
	16	148	66	17	6	18	0	2	39
	17	154	75	21	8	12	0	0	38
	18	198	107	32	4	14	2	1	38
	19	192	91	31	3	16	0	0	51
	20	155	72	19	7	16	0	0	41
	21	191	99	12	15	17	0	0	48
	22	165	79	22	4	10	2	3	45
	23	185	80	27	10	13	1	1	53
	24	321	165	29	10	30	0	1	86
	25	142	64	14	4	16	3	0	41
	26	255	135	29	12	21	2	1	55
	27	218	115	26	6	20	0	2	49
	28	155	94	13	4	11	0	0	33
	29	154	61	19	8	20	0	1	45
	30	121	58	13	3	12	0	0	35
	31	157	86	14	4	10	1	2	40
	32	236	99	32	8	35	0	1	61
	33	70	38	6	5	5	0	1	15
	34	154	82	14	5	13	3	0	37
	35	117	68	9	5	11	0	0	24
Gates		6,263	3,052	686	248	588	26	24	1,639
Greece									
	1	180	62	33	7	20	2	2	54
	2	275	118	33	10	32	2	0	80
	3	170	82	28	3	20	1	0	36
	4	165	74	20	6	18	0	0	47
	5	138	59	19	4	9	1	1	45
	6	116	47	13	6	13	0	0	37
	7	181	79	22	5	17	1	3	54
	8	171	69	24	9	21	1	1	46
	9	171	70	15	3	30	0	1	52
	10	151	65	19	3	18	2	2	42
	11	61	24	5	3	6	1	0	22
	12	110	41	16	7	7	1	0	38
	13	183	75	22	6	22	1	0	57
	14	114	37	14	4	16	2	0	41
	15	183	77	23	1	22	0	1	59
	16	167	75	18	8	20	1	0	45
	17	272	141	27	7	23	1	1	72
	18	256	115	33	9	30	0	0	69
	19	150	59	16	8	17	1	2	47
	20	160	58	27	7	13	2	1	52
	21	165	53	25	7	25	4	4	47
	22	141	59	21	6	17	0	0	38

FAMILY COURT JUDGE  
DETAIL

LEGISLATIVE DISTRICT OR TOWN	ELECTION DISTRICT	TOTAL VOTES	JOSEPH G. NESSER REP	JOSEPH G. NESSER CON	JOSEPH G. NESSER WOR	JOSEPH G. NESSER IND	JOSEPH G. NESSER REF	SCATTER	BLANK AND VOID
Greece									
	23	299	119	35	9	23	0	2	111
	24	282	129	33	7	21	2	2	88
	25	177	77	14	10	13	0	0	63
	26	147	53	22	4	14	2	1	51
	27	295	129	43	7	36	1	0	79
	28	268	132	31	3	24	2	0	76
	29	182	80	25	4	15	3	0	55
	30	136	53	17	6	21	0	0	39
	31	179	81	24	5	17	2	0	50
	32	160	67	19	6	26	2	0	40
	33	248	106	31	6	26	0	1	78
	34	266	125	33	6	31	2	2	67
	35	227	112	32	10	18	0	0	55
	36	260	137	33	9	26	2	0	53
	37	160	65	31	6	15	3	0	40
	38	314	144	38	7	25	4	0	96
	39	134	60	19	2	8	0	2	43
	40	168	68	20	4	24	3	1	48
	41	242	104	35	10	19	2	1	71
	42	167	64	23	7	11	1	0	61
	43	216	107	33	4	18	0	1	53
	44	328	150	38	10	31	3	0	96
	45	341	164	36	10	34	1	1	95
	46	98	37	14	3	10	0	0	34
	47	218	91	32	14	22	0	3	56
	48	151	69	16	4	14	1	0	47
	49	147	65	21	3	13	1	0	44
	50	222	92	30	4	20	0	1	75
	51	138	64	19	4	8	0	0	43
	52	269	113	37	5	38	4	0	72
	53	172	71	19	8	15	1	0	58
	54	273	127	33	11	21	3	0	78
	55	153	58	30	2	16	1	1	45
	56	268	115	38	6	20	4	2	83
	57	199	88	24	7	21	0	1	58
	58	268	121	34	1	20	0	1	91
	59	81	18	14	7	12	3	1	26
	60	178	91	17	9	19	2	2	38
	61	166	67	21	7	14	0	0	57
	62	265	117	30	5	22	2	1	88
	63	218	82	32	7	16	1	0	80
	64	165	82	21	1	12	1	3	45
	65	210	95	19	3	17	2	0	74
	66	120	56	11	3	11	0	0	39



FAMILY COURT JUDGE  
DETAIL

LEGISLATIVE DISTRICT OR TOWN	ELECTION DISTRICT	TOTAL VOTES	JOSEPH G. NESSER REP	JOSEPH G. NESSER CON	JOSEPH G. NESSER WOR	JOSEPH G. NESSER IND	JOSEPH G. NESSER REF	SCATTER	BLANK AND VOID
Greece									
	67	195	97	28	4	17	0	1	48
	68	268	117	36	6	19	2	0	88
	69	153	66	25	10	14	0	1	37
	70	634	325	79	10	53	4	3	160
	71	278	123	41	6	25	3	1	79
	72	316	148	44	9	25	0	0	90
	73	117	40	24	2	14	0	2	35
	74	163	69	17	5	18	3	2	49
	75	149	60	21	2	16	1	2	47
	76	191	105	28	6	16	0	0	36
	77	259	112	25	12	25	0	3	82
	78	141	68	13	2	15	0	0	43
	79	437	194	74	10	43	3	0	113
	80	306	157	47	8	19	0	0	75
	81	147	68	14	4	16	1	0	44
	82	161	60	22	12	15	1	0	51
	83	95	38	17	2	13	0	0	25
	84	242	93	43	7	31	4	0	64
	85	272	126	41	8	32	3	1	61
	86	314	146	47	5	26	0	1	89
	87	177	71	30	8	17	2	0	49
	88	244	95	33	9	22	0	1	84
	89	204	95	22	4	19	0	0	64
	90	288	124	43	7	28	1	0	85
	91	402	178	51	6	36	3	1	127
	92	296	134	30	7	29	3	1	92
	93	272	110	35	11	31	1	1	83
	94	215	89	26	9	30	0	2	59
	95	128	64	9	5	13	2	0	35
	96	277	130	28	13	30	3	0	73
	97	453	221	55	12	33	0	1	131
	98	390	177	48	9	54	2	3	97
	99	266	129	37	9	26	2	1	62
	100	348	165	40	8	36	1	0	98
	101	163	82	27	3	9	1	0	41
	102	346	166	29	14	38	1	0	98
	103	307	137	44	7	26	1	1	91
	104	197	93	22	4	21	0	0	57
	105	361	184	46	6	39	3	0	83
	106	225	122	29	3	15	0	0	56
	107	166	81	24	5	20	2	0	34
	108	168	80	24	6	16	0	1	41
	109	318	123	28	12	45	3	0	107
Greece		23,904	10,646	3,096	702	2,358	141	79	6,882

FAMILY COURT JUDGE  
DETAIL

LEGISLATIVE DISTRICT OR TOWN	ELECTION DISTRICT	TOTAL VOTES	JOSEPH G. NESSER REP	JOSEPH G. NESSER CON	JOSEPH G. NESSER WOR	JOSEPH G. NESSER IND	JOSEPH G. NESSER REF	SCATTER	BLANK AND VOID
Hamlin	1	163	76	18	7	25	0	1	36
	2	238	130	30	1	26	0	2	49
	3	239	113	41	3	29	1	0	52
	4	177	98	30	4	14	2	1	28
	5	189	90	36	6	14	3	0	40
	6	194	96	29	7	15	1	1	45
	7	326	156	43	7	37	1	1	81
	8	132	70	24	1	10	0	0	27
	9	120	66	15	5	16	0	0	18
	10	279	163	39	2	24	1	1	49
Hamlin		2,057	1,058	305	43	210	9	7	425
Henrietta	1	359	166	40	12	24	5	0	112
	2	276	122	24	11	28	2	0	89
	3	101	48	6	4	8	0	0	35
	4	245	91	17	7	21	1	3	105
	5	264	98	37	8	33	1	1	86
	6	248	101	32	8	26	1	0	80
	7	243	99	35	8	23	1	0	77
	8	290	108	25	16	31	2	2	106
	9	203	67	23	1	17	2	0	93
	10	253	112	31	14	18	3	0	75
	11	216	74	26	11	22	4	1	78
	12	255	107	31	5	31	1	2	78
	13	374	143	39	21	32	4	3	132
	14	224	105	18	10	22	1	2	66
	15	191	80	14	10	24	1	0	62
	16	303	129	31	13	33	5	2	90
	17	361	139	44	17	43	4	3	111
	18	339	136	36	12	32	4	0	119
	19	229	99	22	9	21	2	2	74
	20	425	181	30	17	59	5	2	131
	21	235	98	26	6	31	1	0	73
	22	423	171	42	19	54	4	0	133
	23	211	89	29	12	27	4	1	49
	24	281	107	26	14	38	1	2	93
	25	298	131	43	14	23	2	2	83
	26	560	252	64	20	72	4	0	148
	27	467	210	54	16	49	3	3	132
	28	365	140	36	9	45	4	1	130
	29	825	334	83	41	69	3	2	293
	30	580	212	62	19	60	6	1	220
	31	157	49	22	4	23	1	0	58
	32	422	161	41	16	55	1	1	147

FAMILY COURT JUDGE  
DETAIL

LEGISLATIVE DISTRICT OR TOWN	ELECTION DISTRICT	TOTAL VOTES	JOSEPH G. NESSER REP	JOSEPH G. NESSER CON	JOSEPH G. NESSER WOR	JOSEPH G. NESSER IND	JOSEPH G. NESSER REF	SCATTER	BLANK AND VOID
Henrietta									
	33	180	63	16	7	19	1	2	72
	34	165	68	14	9	20	0	1	53
	35	395	176	42	21	44	1	2	109
Henrietta		10,963	4,466	1,161	441	1,177	85	41	3,592
Irondequoit									
	1	265	103	32	12	22	4	3	89
	2	171	68	20	5	14	2	1	61
	3	235	78	26	8	31	2	0	90
	4	104	39	13	7	18	0	0	27
	5	192	68	14	14	29	2	0	65
	6	374	149	28	21	43	1	1	131
	7	349	125	41	14	40	2	2	125
	8	222	80	24	9	36	1	0	72
	9	204	92	18	0	24	0	0	70
	10	261	95	37	6	39	3	1	80
	11	124	50	8	4	17	1	0	44
	12	167	60	11	14	21	1	1	59
	13	282	82	21	11	45	1	1	121
	14	282	97	30	21	31	1	1	101
	15	295	111	30	14	36	1	3	100
	16	382	142	39	13	49	1	2	136
	17	154	57	14	8	17	0	1	57
	18	203	73	24	6	26	1	1	72
	19	218	67	14	15	28	2	1	91
	20	219	95	18	7	28	2	0	69
	21	236	79	19	11	41	5	1	80
	22	251	88	24	14	30	2	1	92
	23	194	67	20	8	19	3	2	75
	24	208	75	24	9	18	1	2	79
	25	197	72	28	7	24	2	1	63
	26	106	36	8	4	8	0	0	50
	27	154	57	13	11	20	1	1	51
	28	164	72	23	7	13	1	0	48
	29	161	56	23	8	17	1	0	56
	30	224	102	16	8	29	2	1	66
	31	317	104	30	16	42	1	1	123
	32	205	68	20	9	23	4	3	78
	33	157	59	11	10	18	4	1	54
	34	306	123	30	6	34	2	0	111
	35	151	51	7	8	20	2	0	63
	36	91	28	11	3	12	0	0	37
	37	162	58	27	3	12	0	2	60
	38	101	43	10	9	6	0	0	33
	39	73	31	4	2	8	0	0	28

FAMILY COURT JUDGE  
DETAIL

LEGISLATIVE DISTRICT OR TOWN	ELECTION DISTRICT	TOTAL VOTES	JOSEPH G. NESSER REP	JOSEPH G. NESSER CON	JOSEPH G. NESSER WOR	JOSEPH G. NESSER IND	JOSEPH G. NESSER REF	SCATTER	BLANK AND VOID
Irondequoit									
	40	126	42	16	3	19	2	1	43
	41	172	67	13	10	20	3	3	56
	42	255	97	30	17	37	3	2	69
	43	162	58	18	6	18	1	0	61
	44	416	165	28	15	43	3	1	161
	45	145	60	18	5	13	0	0	49
	46	196	88	21	13	17	1	0	56
	47	84	50	4	4	4	0	0	22
	48	219	87	21	7	31	2	0	71
	49	288	107	28	8	38	4	1	102
	50	87	33	7	4	8	0	0	35
	51	315	114	21	12	54	2	1	111
	52	190	73	18	9	26	2	2	60
	53	136	50	15	4	12	1	0	54
	54	64	17	12	4	10	0	0	21
	55	232	82	23	11	32	4	0	80
	56	158	58	18	8	17	0	0	57
	57	248	100	28	5	28	4	0	83
	58	224	74	31	14	30	2	0	73
	59	169	67	19	4	25	3	1	50
	60	220	92	22	14	34	2	0	56
	61	284	110	22	10	35	2	4	101
	62	246	92	28	12	38	0	0	76
	63	152	54	13	10	19	0	1	55
	64	37	17	1	2	2	1	0	14
	65	132	50	9	6	10	0	1	56
	66	59	17	9	6	6	1	1	19
	67	138	54	15	6	12	0	1	50
	68	146	68	16	4	18	0	0	40
		13,461	5,043	1,334	595	1,644	102	55	4,688
Irondequoit									
Mendon									
	1	367	159	44	10	57	0	0	97
	2	336	132	40	12	47	3	0	102
	3	402	187	51	13	39	3	0	109
	4	273	112	23	12	32	4	1	89
	5	362	154	55	15	41	1	0	96
	6	330	141	42	10	47	2	2	86
	7	375	184	57	13	41	2	1	77
	8	149	77	10	3	20	1	0	38
	9	314	141	36	10	35	3	1	88
		2,908	1,287	358	98	359	19	5	782
Mendon									
Ogden									
	1	254	95	40	5	27	0	0	87
	2	271	136	37	1	30	0	1	66

FAMILY COURT JUDGE  
DETAIL

LEGISLATIVE DISTRICT OR TOWN	ELECTION DISTRICT	TOTAL VOTES	JOSEPH G. NESSER REP	JOSEPH G. NESSER CON	JOSEPH G. NESSER WOR	JOSEPH G. NESSER IND	JOSEPH G. NESSER REF	SCATTER	BLANK AND VOID
Ogden									
	3	387	192	51	13	38	3	0	90
	4	234	112	37	7	30	0	0	48
	5	231	111	34	5	28	1	1	51
	6	247	103	29	12	31	0	3	69
	7	155	76	24	2	13	2	0	38
	8	252	129	25	3	31	3	0	61
	9	227	99	32	13	20	1	0	62
	10	252	116	42	13	25	2	0	54
	11	252	125	36	5	38	1	0	47
	12	278	141	41	6	37	1	0	52
	13	246	113	25	12	38	0	1	57
	14	196	92	32	3	16	1	0	52
	15	335	150	46	10	38	4	0	87
	16	159	82	26	2	13	2	0	34
	17	228	105	27	8	19	1	0	68
	18	276	131	37	13	30	2	1	62
	19	298	148	48	6	29	1	2	64
	20	315	149	47	6	35	1	2	75
Ogden		5,093	2,405	716	145	566	26	11	1,224
Parma									
	1	309	134	50	5	34	3	1	82
	2	326	175	42	7	29	1	1	71
	3	237	131	30	9	14	1	1	51
	4	222	111	34	8	18	4	0	47
	5	189	87	26	7	17	1	0	51
	6	104	51	13	2	9	0	0	29
	7	211	102	39	7	13	2	0	48
	8	382	192	52	10	33	0	1	94
	9	270	134	37	2	22	0	0	75
	10	265	117	55	3	24	3	1	62
	11	299	128	35	10	39	1	0	86
	12	253	121	27	8	32	1	2	62
	13	448	213	61	7	44	2	0	121
	14	186	93	23	5	19	1	1	44
	15	284	134	39	9	40	0	0	62
Parma		3,985	1,923	563	99	387	20	8	985
Penfield									
	1	94	39	10	5	9	1	1	29
	2	228	96	17	14	30	4	0	67
	3	226	118	23	4	33	2	0	46
	4	322	142	52	8	34	0	0	86
	5	267	96	31	9	37	3	0	91
	6	201	100	25	1	24	2	2	47
	7	253	95	33	4	48	2	3	68

FAMILY COURT JUDGE  
DETAIL

LEGISLATIVE DISTRICT OR TOWN	ELECTION DISTRICT	TOTAL VOTES	JOSEPH G. NESSER REP	JOSEPH G. NESSER CON	JOSEPH G. NESSER WOR	JOSEPH G. NESSER IND	JOSEPH G. NESSER REF	SCATTER	BLANK AND VOID
Penfield	8	159	71	18	7	16	0	0	47
	9	299	105	31	22	40	3	3	95
	10	162	60	28	9	24	0	0	41
	11	146	84	12	4	17	1	0	28
	12	251	107	25	13	40	4	0	62
	13	291	140	34	7	23	0	0	87
	14	310	148	44	11	42	3	1	61
	15	336	153	30	12	48	2	1	90
	16	134	57	10	9	19	2	0	37
	17	258	97	31	17	41	6	1	65
	18	193	93	13	7	31	1	1	47
	19	375	161	38	13	62	4	0	97
	20	298	135	43	9	38	1	2	70
	21	272	122	23	15	42	0	1	69
	22	214	66	22	12	43	2	1	68
	23	320	135	35	17	53	2	1	77
	24	319	142	34	12	47	3	0	81
	25	199	107	20	5	17	0	1	49
	26	161	84	12	5	23	1	0	36
	27	300	126	32	8	47	1	1	85
	28	183	69	19	12	24	5	0	54
	29	300	132	32	11	46	3	2	74
	30	419	202	45	8	51	1	2	110
	31	155	65	18	10	20	1	0	41
	32	148	68	11	8	19	0	1	41
	33	229	94	38	7	33	2	1	54
	34	198	86	20	6	23	2	1	60
	35	316	127	34	13	47	4	3	88
	36	233	107	18	12	29	2	1	64
	37	427	204	43	11	56	1	0	112
	38	155	78	18	7	19	0	0	33
	39	175	76	19	8	26	2	0	44
	40	280	122	28	4	32	2	1	91
	41	341	176	43	8	54	2	0	58
	42	207	84	25	6	33	1	0	58
Penfield		10,354	4,569	1,137	390	1,440	78	32	2,708
Perinton	1	371	169	39	10	49	0	2	102
	2	266	115	28	9	29	0	2	83
	3	245	115	32	10	32	0	0	56
	4	223	85	21	9	32	3	0	73
	5	140	50	15	11	20	1	0	43
	6	264	99	18	14	33	0	2	98
	7	317	122	26	18	55	1	2	93

FAMILY COURT JUDGE  
DETAIL

LEGISLATIVE DISTRICT OR TOWN	ELECTION DISTRICT	TOTAL VOTES	JOSEPH G. NESSER REP	JOSEPH G. NESSER CON	JOSEPH G. NESSER WOR	JOSEPH G. NESSER IND	JOSEPH G. NESSER REF	SCATTER	BLANK AND VOID
Perinton									
	8	243	122	21	7	34	4	0	55
	9	367	190	39	12	46	3	3	74
	10	305	124	28	12	49	3	1	88
	11	179	63	26	9	18	0	2	61
	12	203	95	22	10	26	2	1	47
	13	219	121	23	2	21	2	0	50
	14	290	134	35	7	32	1	0	81
	15	211	95	20	7	27	2	0	60
	16	208	102	15	12	28	1	4	46
	17	285	115	25	13	43	3	0	86
	18	271	110	38	9	45	2	0	67
	19	277	142	35	7	28	2	0	63
	20	226	113	25	6	27	2	1	52
	21	333	156	38	10	41	2	1	85
	22	207	92	22	5	25	2	1	60
	23	402	191	40	20	53	2	1	95
	24	435	236	40	12	52	1	1	93
	25	216	64	17	15	39	1	1	79
	26	276	134	28	7	34	2	1	70
	27	227	116	31	5	26	1	0	48
	28	226	114	18	12	24	3	3	52
	29	154	67	10	11	26	0	1	39
	30	249	110	21	15	38	2	0	63
	31	303	141	26	7	39	0	0	90
	32	209	104	21	8	34	2	0	40
	33	278	128	17	18	49	1	1	64
	34	286	149	25	8	31	1	0	72
	35	215	95	22	15	35	2	0	46
	36	150	62	14	5	26	1	1	41
	37	271	119	29	13	43	1	0	66
	38	337	162	30	13	42	3	0	87
	39	322	153	31	6	38	0	0	94
	40	189	91	14	12	20	1	0	51
	41	178	69	19	7	28	1	1	53
	42	218	101	25	3	32	2	2	53
	43	472	234	50	15	71	3	1	98
	44	204	94	19	8	30	0	1	52
	45	455	222	58	11	66	5	0	93
	46	135	50	16	4	12	2	1	50
	47	270	133	28	7	28	2	0	72
	48	216	100	16	6	34	1	3	56
	49	203	101	32	6	36	2	1	25
	50	61	20	6	5	9	2	1	18
	51	264	139	36	10	36	0	1	42

FAMILY COURT JUDGE  
DETAIL

LEGISLATIVE DISTRICT OR TOWN	ELECTION DISTRICT	TOTAL VOTES	JOSEPH G. NESSER REP	JOSEPH G. NESSER CON	JOSEPH G. NESSER WOR	JOSEPH G. NESSER IND	JOSEPH G. NESSER REF	SCATTER	BLANK AND VOID
Perinton									
	52	236	121	27	7	36	1	0	44
	53	201	87	12	12	25	5	0	60
	54	413	232	34	11	51	1	0	84
	55	264	135	31	6	35	2	0	55
	56	368	205	48	9	31	2	0	73
Perinton		14,553	6,808	1,482	538	1,949	91	44	3,641
Pittsford									
	1	231	78	18	16	28	4	1	86
	2	281	93	19	13	31	1	2	122
	3	411	195	28	8	53	4	0	123
	4	343	140	31	12	45	5	0	110
	5	244	87	17	25	25	2	4	84
	6	173	65	10	12	31	1	0	54
	7	129	53	11	9	16	2	1	37
	8	252	129	20	1	27	2	2	71
	9	286	125	24	7	32	1	0	97
	10	286	138	21	24	31	0	1	71
	11	230	92	27	10	30	3	2	66
	12	248	114	22	9	34	2	0	67
	13	212	75	19	11	28	0	1	78
	14	330	154	32	11	32	2	2	97
	15	148	65	9	9	20	3	2	40
	16	234	93	13	11	42	4	0	71
	17	321	110	28	13	45	3	2	120
	18	209	83	14	7	30	1	2	72
	19	190	88	35	7	13	0	0	47
	20	294	126	22	11	34	0	2	99
	21	266	107	23	4	31	2	0	99
	22	338	142	29	10	37	2	1	117
	23	257	127	32	15	38	2	0	43
	24	301	139	19	6	27	2	0	108
	25	311	140	17	11	40	5	0	98
	26	273	118	26	11	44	4	0	70
	27	266	109	19	12	35	4	0	87
	28	229	90	14	14	25	3	4	79
	29	286	115	24	11	43	2	0	91
	30	229	93	13	11	22	1	2	87
	31	306	139	19	13	38	1	1	95
	32	309	131	16	5	54	4	1	98
	33	330	169	28	17	34	0	1	81
	34	292	137	25	14	37	4	0	75
Pittsford		9,045	3,859	724	380	1,132	76	34	2,840



FAMILY COURT JUDGE  
DETAIL

LEGISLATIVE DISTRICT OR TOWN	ELECTION DISTRICT	TOTAL VOTES	JOSEPH G. NESSER REP	JOSEPH G. NESSER CON	JOSEPH G. NESSER WOR	JOSEPH G. NESSER IND	JOSEPH G. NESSER REF	SCATTER	BLANK AND VOID
Riga	1	427	222	46	18	53	1	2	85
	2	308	176	42	9	18	4	1	58
	3	245	111	31	6	33	3	2	59
	4	273	150	32	9	26	1	0	55
	5	282	142	48	9	25	0	1	57
	6	220	119	41	3	17	0	0	40
		<u>1,755</u>	<u>920</u>	<u>240</u>	<u>54</u>	<u>172</u>	<u>9</u>	<u>6</u>	<u>354</u>
Riga									
Rush	1	321	158	44	12	32	1	2	72
	2	210	99	22	7	31	1	1	49
	3	339	142	43	14	52	2	0	86
	4	307	153	36	12	43	1	3	59
		<u>1,177</u>	<u>552</u>	<u>145</u>	<u>45</u>	<u>158</u>	<u>5</u>	<u>6</u>	<u>266</u>
Rush									
Sweden	1	271	119	23	6	30	0	0	93
	2	106	44	8	5	16	0	1	32
	3	296	122	34	14	35	3	1	87
	4	316	141	39	10	30	2	0	94
	5	76	29	3	1	9	0	0	34
	6	241	101	31	12	26	2	0	69
	7	310	134	43	6	34	4	0	89
	8	249	117	34	4	24	0	2	68
	9	187	79	29	2	21	1	0	55
	10	402	194	53	9	37	6	2	101
	11	79	30	10	8	12	0	0	19
	12	252	117	43	4	22	1	1	64
		<u>2,785</u>	<u>1,227</u>	<u>350</u>	<u>81</u>	<u>296</u>	<u>19</u>	<u>7</u>	<u>805</u>
Sweden									
Webster	1	289	139	43	20	25	1	0	61
	2	302	136	31	13	43	1	2	76
	3	365	173	43	7	35	3	1	103
	4	135	59	13	11	14	0	1	37
	5	309	145	33	13	41	5	2	70
	6	178	90	19	9	21	3	0	36
	7	309	136	32	9	39	6	2	85
	8	263	135	34	6	40	0	0	48
	9	302	149	41	4	43	2	0	63
	10	580	278	60	11	55	5	3	168
	11	326	160	40	12	37	0	1	76
	12	345	185	34	11	32	1	0	82
	13	240	113	24	6	25	2	1	69
	14	256	117	30	11	35	2	0	61
	15	218	90	29	6	25	0	0	68

FAMILY COURT JUDGE  
DETAIL

LEGISLATIVE DISTRICT OR TOWN	ELECTION DISTRICT	TOTAL VOTES	JOSEPH G. NESSER REP	JOSEPH G. NESSER CON	JOSEPH G. NESSER WOR	JOSEPH G. NESSER IND	JOSEPH G. NESSER REF	SCATTER	BLANK AND VOID
Webster									
	16	317	153	34	13	39	2	5	71
	17	248	124	31	10	30	1	0	52
	18	195	84	20	6	22	1	0	62
	19	407	200	41	5	43	4	0	114
	20	374	185	49	9	40	1	0	90
	21	354	179	36	12	36	1	1	89
	22	293	132	40	12	27	2	0	80
	23	238	110	28	8	27	4	0	61
	24	674	288	76	21	72	1	0	216
	25	119	61	11	4	11	0	0	32
	26	246	110	35	16	31	1	1	52
	27	369	184	47	8	43	2	1	84
	28	250	121	34	10	34	0	1	50
	29	189	76	19	4	21	1	0	68
	30	140	62	17	5	10	0	0	46
	31	323	158	51	11	25	4	0	74
	32	410	201	52	15	39	4	0	99
	33	290	136	31	12	33	1	1	76
	34	165	88	14	5	18	1	0	39
	35	207	99	26	4	13	1	2	62
	36	216	102	19	7	36	3	0	49
	37	429	209	40	9	52	5	1	113
	38	250	103	25	12	40	2	2	66
	39	281	115	25	7	37	1	0	96
	40	503	230	60	13	46	1	1	152
	41	386	178	41	11	56	2	0	98
	42	285	136	25	6	36	0	0	82
	43	205	91	30	4	29	3	0	48
Webster		12,780	6,020	1,463	408	1,456	80	29	3,324
Wheatland									
	1	231	92	28	17	27	5	0	62
	2	242	107	27	7	21	0	1	79
	3	257	107	30	11	40	2	2	65
	4	184	76	26	9	18	0	0	55
	5	278	130	41	7	24	1	0	75
Wheatland		1,192	512	152	51	130	8	3	336
TOWNS		142,254	61,987	15,797	5,376	16,589	965	508	41,032
GRAND TOTAL:		173,565	68,672	17,353	7,542	19,781	1,237	700	58,280

SHERIFF  
SUMMARY

LEGISLATIVE DISTRICT OR TOWN	TOTAL VOTES	TODD BAXTER	PATRICK M. O'FLYNN	PATRICK M. O'FLYNN	PATRICK M. O'FLYNN	PATRICK M. O'FLYNN	SCATTER	BLANK AND VOID
		DEM	REP	CON	IND	REF		
Leg. Dist. 07	508	270	151	41	29	0	1	16
Leg. Dist. 21	4,230	2,647	800	130	239	31	77	306
Leg. Dist. 22	2,274	1,480	292	58	52	7	15	370
Leg. Dist. 23	5,201	3,118	1,071	166	363	34	120	329
Leg. Dist. 24	3,216	1,997	599	81	208	31	84	216
Leg. Dist. 25	3,334	2,196	474	74	108	20	38	424
Leg. Dist. 26	2,869	1,732	692	151	123	13	13	145
Leg. Dist. 27	4,549	3,145	627	96	123	20	42	496
Leg. Dist. 28	2,242	1,448	417	83	71	8	8	207
Leg. Dist. 29	2,888	1,829	534	96	84	16	17	312
CITY	31,311	19,862	5,657	976	1,400	180	415	2,821
Brighton	9,207	5,346	2,388	373	594	49	138	319
Chili	7,426	3,885	2,433	568	335	24	20	161
Clarkson	1,890	1,003	614	153	73	5	1	41
East Rochester	1,456	685	499	93	96	11	8	64
Gates	6,263	3,385	2,091	388	222	20	23	134
Greece	23,904	15,003	6,182	1,458	722	40	60	439
Hamlin	2,057	993	741	196	81	9	8	29
Henrietta	10,963	5,614	3,711	745	496	48	34	315
Irondequoit	13,461	7,154	4,268	774	771	57	79	358
Mendon	2,908	1,268	1,091	252	189	11	15	82
Ogden	5,093	3,048	1,408	336	205	6	17	73
Parma	3,985	2,187	1,251	304	164	16	9	54
Penfield	10,354	4,556	3,918	817	755	47	38	223
Perinton	14,553	6,530	5,630	993	946	63	60	331
Pittsford	9,045	4,351	3,315	506	508	31	52	282
Riga	1,755	954	557	129	74	1	5	35
Rush	1,177	577	417	88	64	6	4	21
Sweden	2,785	1,392	918	228	145	8	8	86
Webster	12,780	5,924	4,848	916	689	48	37	318
Wheatland	1,192	583	392	105	76	8	7	21
TOWNS	<u>142,254</u>	<u>74,438</u>	<u>46,672</u>	<u>9,422</u>	<u>7,205</u>	<u>508</u>	<u>623</u>	<u>3,386</u>
GRAND TOTAL:	<u>173,565</u>	<u>94,300</u>	<u>52,329</u>	<u>10,398</u>	<u>8,605</u>	<u>688</u>	<u>1,038</u>	<u>6,207</u>

SHERIFF  
DETAIL

LEGISLATIVE DISTRICT OR TOWN	ELECTION DISTRICT	TOTAL VOTES	TODD BAXTER	PATRICK M. O'FLYNN	PATRICK M. O'FLYNN	PATRICK M. O'FLYNN	PATRICK M. O'FLYNN	SCATTER	BLANK AND VOID
			DEM	REP	CON	IND	REF		
Leg. Dist. 07	1/16-1	328	174	98	25	23	0	1	7
	2	180	96	53	16	6	0	0	9
Leg. Dist. 07		508	270	151	41	29	0	1	16
Leg. Dist. 21	1	274	171	51	7	24	2	2	17
	2	163	91	44	3	16	1	3	5
	3	101	57	17	9	3	1	0	14
	4	97	61	19	1	4	0	0	12
	5	129	71	32	4	7	3	4	8
	6	186	104	40	4	9	2	8	19
	7	327	200	69	12	20	0	6	20
	8	93	63	17	1	6	0	2	4
	9	200	127	39	6	10	3	6	9
	10	286	152	84	14	12	2	5	17
	11	145	97	20	5	2	1	2	18
	12	374	236	76	13	28	1	5	15
	13	116	76	10	4	10	1	11	4
	14	78	51	17	2	3	1	1	3
	15	232	152	35	3	12	2	3	25
	16	66	46	10	3	2	0	0	5
	17	169	107	18	5	11	2	4	22
	18	114	79	19	2	2	1	0	11
	19	69	51	10	3	0	0	0	5
	20	105	67	18	3	8	3	3	3
	21	127	85	21	4	4	1	1	11
	22	133	84	23	3	5	0	0	18
	23	135	86	25	7	5	0	2	10
	24	226	136	41	7	26	1	2	13
	25	126	95	17	2	4	2	0	6
	26	65	38	13	1	4	1	5	3
	27	94	64	15	2	2	0	2	9
Leg. Dist. 21		4,230	2,647	800	130	239	31	77	306
Leg. Dist. 22	1	158	112	20	3	2	0	0	21
	2	42	20	5	2	0	0	0	15
	3	77	43	5	1	0	0	0	28
	4	40	29	3	2	0	0	0	6
	5	71	48	8	0	2	2	0	11
	6	103	73	10	3	0	0	0	17
	7	43	23	2	1	0	0	0	17
	8	107	65	11	5	3	0	2	21
	9	59	42	7	3	1	0	0	6
	10	76	61	6	0	0	0	0	9
	11	147	95	20	6	3	0	2	21
	12	87	57	8	0	2	2	0	18

SHERIFF  
DETAIL

LEGISLATIVE DISTRICT OR TOWN	ELECTION DISTRICT	TOTAL VOTES	SHERIFF					SCATTER	BLANK AND VOID
			TODD BAXTER DEM	PATRICK M. O'FLYNN REP	PATRICK M. O'FLYNN CON	PATRICK M. O'FLYNN IND	PATRICK M. O'FLYNN REF		
Leg. Dist. 22									
	13	45	23	10	1	1	0	0	10
	14	91	53	15	5	2	0	0	16
	15	92	61	6	3	0	0	0	22
	16	42	31	3	1	1	0	0	6
	17	49	35	5	1	1	0	0	7
	18	51	32	7	0	0	0	0	12
	19	47	35	5	3	0	0	0	4
	20	100	71	12	2	3	0	0	12
	21	60	39	9	1	0	0	2	9
	22	100	62	16	1	4	0	1	16
	23	67	52	8	0	0	1	0	6
	24	42	28	7	1	1	0	0	5
	25	284	161	58	11	21	1	4	28
	26	81	54	12	1	2	1	4	7
	27	113	75	14	1	3	0	0	20
Leg. Dist. 22		2,274	1,480	292	58	52	7	15	370
Leg. Dist. 23									
	1	80	53	17	0	5	0	2	3
	2	139	88	21	4	8	1	4	13
	3	114	67	20	3	10	1	4	9
	4	262	159	44	10	18	1	5	25
	5	91	62	9	2	5	1	0	12
	6	89	63	12	1	6	0	3	4
	7	179	118	27	4	13	1	3	13
	8	153	101	24	5	11	1	8	3
	9	133	61	44	6	11	1	2	8
	10	135	86	29	5	4	2	3	6
	11	183	105	41	1	13	2	8	13
	12	230	134	54	12	14	1	7	8
	13	175	105	43	6	6	2	2	11
	14	131	82	20	2	11	1	4	11
	15/29	113	67	22	4	8	0	5	7
	16	101	57	23	7	5	0	1	8
	17	276	164	52	9	15	3	7	26
	18	395	245	80	13	32	2	2	21
	19	258	155	65	6	21	0	3	8
	20	238	140	48	5	24	4	5	12
	21	208	129	38	6	18	0	1	16
	22	185	104	42	5	15	2	6	11
	23	115	72	10	4	8	1	9	11
	24	184	97	51	6	18	1	0	11
	25	316	190	68	13	25	2	8	10
	26	384	221	99	13	22	0	6	23
	27	162	85	44	8	7	3	1	14
	28	172	108	24	6	10	1	11	12

SHERIFF  
DETAIL

LEGISLATIVE DISTRICT OR TOWN	ELECTION DISTRICT	TOTAL VOTES	TODD BAXTER	PATRICK M. O'FLYNN	PATRICK M. O'FLYNN	PATRICK M. O'FLYNN	PATRICK M. O'FLYNN	SCATTER	BLANK AND VOID
			DEM	REP	CON	IND	REF		
Leg. Dist. 23		5,201	3,118	1,071	166	363	34	120	329
Leg. Dist. 24									
	1	294	187	48	1	25	5	9	19
	2/23	220	146	29	4	13	1	2	25
	3/22	180	109	22	8	15	1	16	9
	4	256	173	36	9	14	4	8	12
	5/24	214	110	60	4	17	4	8	11
	6	141	89	29	3	12	0	2	6
	7/19	130	79	32	2	4	1	1	11
	8	144	89	32	7	9	2	1	4
	9	133	77	37	5	7	1	2	4
	10	262	164	36	7	21	3	15	16
	11/12	73	43	19	3	1	0	1	6
	13	210	139	34	1	16	1	7	12
	14	229	158	30	2	14	2	5	18
	15	224	130	43	12	11	2	1	25
	16	177	115	34	5	6	2	2	13
	17	79	27	34	5	5	0	0	8
	18	173	105	38	2	12	1	2	13
	20/21	77	57	6	1	6	1	2	4
Leg. Dist. 24		3,216	1,997	599	81	208	31	84	216
Leg. Dist. 25									
	1	237	164	30	3	14	2	4	20
	2	159	104	22	1	2	2	2	26
	3	213	134	30	9	4	0	0	36
	4/24	122	58	42	3	4	0	0	15
	5	136	98	13	0	0	0	0	25
	6	119	85	11	3	6	1	5	8
	7	183	124	18	4	1	0	0	36
	8	177	125	20	3	4	0	0	25
	9	72	55	7	0	1	0	0	9
	10	175	110	29	1	4	1	3	27
	11	76	58	10	0	1	0	1	6
	12/28	181	118	24	6	8	2	6	17
	13	133	93	17	3	0	0	0	20
	14	79	59	9	1	1	0	1	8
	15	109	77	8	2	1	1	0	20
	16	102	67	16	2	1	1	0	15
	17	91	63	7	0	1	0	0	20
	18	176	100	30	6	9	2	1	28
	19	53	35	9	1	6	0	1	1
	20	51	31	16	0	1	1	0	2
	21/28-19	93	69	9	1	3	1	0	10
	22	125	89	16	3	9	0	1	7
	23	20	14	3	1	0	0	1	1
	25	231	136	42	11	13	0	4	25

SHERIFF  
DETAIL

LEGISLATIVE DISTRICT OR TOWN	ELECTION DISTRICT	TOTAL VOTES	TODD BAXTER	PATRICK M. O'FLYNN	PATRICK M. O'FLYNN	PATRICK M. O'FLYNN	PATRICK M. O'FLYNN	SCATTER	BLANK AND VOID
			DEM	REP	CON	IND	REF		
Leg. Dist. 25	26/27	74	36	17	5	3	3	2	8
	29/30	147	94	19	5	11	3	6	9
Leg. Dist. 25		3,334	2,196	474	74	108	20	38	424
Leg. Dist. 26	1	321	171	95	25	20	1	0	9
	2	119	79	18	8	7	0	2	5
	3	81	45	28	0	3	0	1	4
	4	185	104	52	13	6	1	1	8
	5	143	92	25	9	5	1	2	9
	6	118	75	21	7	2	0	0	13
	7	145	81	37	8	6	0	0	13
	8	148	104	24	3	4	0	0	13
	9	181	113	36	7	13	1	0	11
	10	168	112	36	4	6	0	2	8
	11	169	103	42	6	9	2	1	6
	12	166	90	50	10	6	2	1	7
	13	220	144	48	14	6	0	1	7
	14	213	122	52	15	16	0	0	8
	15	151	97	34	3	7	3	0	7
	16	189	112	55	9	5	0	2	6
	17	152	88	39	10	2	2	0	11
Leg. Dist. 26		2,869	1,732	692	151	123	13	13	145
Leg. Dist. 27	1	215	145	31	8	7	1	2	21
	2	231	164	25	7	6	1	6	22
	3	175	126	22	3	8	2	3	11
	4	252	177	31	6	13	1	2	22
	5	216	154	26	1	4	1	4	26
	6	179	116	31	2	3	0	0	27
	7	182	124	24	8	3	1	3	19
	8	318	218	30	10	7	1	1	51
	9	243	170	35	1	8	1	3	25
	10	204	137	35	7	5	1	2	17
	11	234	156	31	7	7	2	5	26
	12	170	126	25	4	4	2	2	7
	13	184	150	18	0	4	0	0	12
	14	159	104	25	2	3	0	0	25
	15	183	131	22	2	2	0	1	25
	16	185	134	18	3	4	1	3	22
	17	199	134	31	2	6	0	1	25
	18	164	106	34	5	4	0	0	15
	19	222	155	23	2	5	1	3	33
	20	109	77	11	3	1	0	1	16
	21	108	76	14	2	1	1	0	14
	22	119	73	23	3	8	0	0	12

SHERIFF  
DETAIL

LEGISLATIVE DISTRICT OR TOWN	ELECTION DISTRICT	TOTAL VOTES	TODD BAXTER	PATRICK M. O'FLYNN	PATRICK M. O'FLYNN	PATRICK M. O'FLYNN	PATRICK M. O'FLYNN	SCATTER	BLANK AND VOID
			DEM	REP	CON	IND	REF		
Leg. Dist. 27									
	23	124	93	11	2	4	1	0	13
	25	68	34	22	3	3	1	0	5
	26	106	65	29	3	3	1	0	5
Leg. Dist. 27		4,549	3,145	627	96	123	20	42	496
Leg. Dist. 28									
	1	125	83	23	5	2	0	0	12
	2	89	54	15	6	6	1	2	5
	3	86	44	19	5	6	1	1	10
	4	86	42	22	3	4	0	0	15
	5	97	57	20	7	5	0	0	8
	6	225	148	49	6	7	0	2	13
	7	231	157	47	6	5	1	0	15
	8	124	75	22	3	0	1	0	23
	9	122	85	22	4	1	0	1	9
	10	36	23	10	1	0	0	1	1
	11	118	77	18	5	5	1	0	12
	12	62	37	12	3	0	1	0	9
	13	82	52	16	1	4	0	0	9
	14	109	72	14	5	5	0	0	13
	15	36	18	8	1	1	0	0	8
	16	123	90	14	3	4	0	0	12
	17	22	19	2	0	0	0	0	1
	18	102	67	21	4	5	0	0	5
	20	164	101	32	8	5	1	0	17
	21	149	108	21	7	6	0	1	6
	22	54	39	10	0	0	1	0	4
Leg. Dist. 28		2,242	1,448	417	83	71	8	8	207
Leg. Dist. 29									
	1/2	43	29	2	1	1	2	1	7
	3/8	38	28	5	2	0	0	0	3
	4	157	93	37	11	7	1	0	8
	5	132	93	22	3	3	0	1	10
	6	93	60	25	0	0	2	1	5
	7	120	73	21	9	0	0	5	12
	9	191	121	33	4	8	2	0	23
	10	168	105	40	7	3	0	0	13
	11	139	85	34	5	4	0	0	11
	12	146	91	27	4	5	1	0	18
	13	80	53	12	1	2	0	0	12
	14	47	30	4	2	1	0	0	10
	15	102	66	13	3	3	1	1	15
	16	43	29	6	2	1	0	0	5
	17	100	62	25	1	4	1	0	7
	18	173	96	43	8	13	1	2	10
	19	58	44	5	0	2	0	0	7



SHERIFF  
DETAIL

LEGISLATIVE DISTRICT OR TOWN	ELECTION DISTRICT	TOTAL VOTES	TODD BAXTER	PATRICK M. O'FLYNN	PATRICK M. O'FLYNN	PATRICK M. O'FLYNN	PATRICK M. O'FLYNN	SCATTER	BLANK AND VOID
			DEM	REP	CON	IND	REF		
Leg. Dist. 29									
	20	181	131	20	3	5	0	2	20
	21	172	109	30	7	9	3	4	10
	22	104	64	15	2	0	0	0	23
	23	119	60	27	4	3	1	0	24
	24	178	119	31	7	6	0	0	15
	25/28	256	158	50	10	4	1	0	33
	26	48	30	7	0	0	0	0	11
		<u>2,888</u>	<u>1,829</u>	<u>534</u>	<u>96</u>	<u>84</u>	<u>16</u>	<u>17</u>	<u>312</u>
Leg. Dist. 29									
CITY		31,311	19,862	5,657	976	1,400	180	415	2,821
Brighton									
	1	280	171	60	14	16	3	5	11
	2	163	94	47	10	6	1	1	4
	3	220	101	79	13	16	1	5	5
	4	240	151	51	6	18	0	6	8
	5	251	182	38	6	10	1	5	9
	6	314	182	83	7	22	3	5	12
	7	189	103	54	7	15	0	5	5
	8	201	85	92	8	11	0	4	1
	9	234	149	50	9	17	2	2	5
	10	249	158	55	13	13	1	2	7
	11	284	168	64	9	24	2	6	11
	12	302	193	58	7	22	1	4	17
	13	175	102	51	8	10	2	0	2
	14	119	82	23	3	5	0	0	6
	15	185	102	52	8	13	2	3	5
	16	142	51	71	9	9	0	1	1
	17	120	80	27	4	7	1	0	1
	18	220	130	46	6	24	0	6	8
	19	143	86	29	6	10	2	4	6
	20	106	70	21	5	4	1	4	1
	21	202	115	49	5	14	2	5	12
	22	187	98	61	9	10	0	5	4
	23	175	104	36	5	15	1	3	11
	24	284	134	110	17	13	2	2	6
	25	193	125	41	12	6	1	2	6
	26	160	97	41	7	10	0	1	4
	27	169	105	43	3	10	1	2	5
	28	257	153	60	8	25	2	0	9
	29	133	66	43	9	6	0	2	7
	30	381	217	121	8	15	1	2	17
	31	217	128	47	6	20	1	5	10
	32	266	167	57	6	19	3	4	10
	33	237	127	66	16	14	1	3	10
	34	223	133	57	9	14	0	6	4
	35	167	97	36	9	9	2	7	7

SHERIFF  
DETAIL

LEGISLATIVE DISTRICT OR TOWN	ELECTION DISTRICT	TOTAL VOTES	TODD BAXTER	PATRICK M. O'FLYNN	PATRICK M. O'FLYNN	PATRICK M. O'FLYNN	PATRICK M. O'FLYNN	SCATTER	BLANK AND VOID
			DEM	REP	CON	IND	REF		
Brighton									
	36	145	81	41	7	5	3	2	6
	37	158	93	33	6	9	2	4	11
	38	183	106	46	15	9	0	2	5
	39	205	112	52	15	16	0	4	6
	40	315	172	93	10	23	1	3	13
	41	240	143	64	7	13	2	3	8
	42	75	50	16	1	7	0	0	1
	43	205	124	47	8	12	0	2	12
	44	63	36	17	2	6	0	0	2
	45	109	57	33	4	11	1	0	3
	46	121	66	27	11	11	0	1	5
		<u>9,207</u>	<u>5,346</u>	<u>2,388</u>	<u>373</u>	<u>594</u>	<u>49</u>	<u>138</u>	<u>319</u>
Brighton									
Chili									
	1	199	121	49	16	8	0	1	4
	2	310	127	128	30	17	0	0	8
	3	267	133	95	21	8	1	0	9
	4	159	88	50	13	4	1	0	3
	5	215	113	73	17	7	0	0	5
	6	215	110	67	19	14	1	0	4
	7	105	54	31	11	5	0	0	4
	8	234	116	84	19	11	0	0	4
	9	239	128	70	20	12	0	1	8
	10	131	60	42	20	6	1	0	2
	11	229	129	63	17	13	2	2	3
	12	224	109	81	14	16	0	0	4
	13	328	176	102	25	18	1	1	5
	14	230	94	92	24	9	5	0	6
	15	197	108	63	12	10	0	2	2
	16	426	220	157	30	14	0	0	5
	17	581	306	203	39	21	0	0	12
	18	213	105	78	11	12	2	0	5
	19	235	119	87	11	11	0	1	6
	20	270	133	97	15	17	0	1	7
	21	165	87	57	10	4	2	1	4
	22	178	100	56	11	3	0	2	6
	23	159	80	52	12	9	1	1	4
	24	446	271	116	27	17	0	1	14
	25	145	85	37	12	6	1	0	4
	26	284	162	69	24	21	2	0	6
	27	194	108	55	26	2	2	0	1
	28	167	81	59	14	8	0	2	3
	29	159	93	39	13	7	1	2	4
	30	90	47	25	12	4	1	0	1
	31	233	115	95	5	14	0	0	4
	32	199	107	61	18	7	0	2	4

SHERIFF  
DETAIL

LEGISLATIVE DISTRICT OR TOWN	ELECTION DISTRICT	TOTAL VOTES	TODD BAXTER	PATRICK M. O'FLYNN	PATRICK M. O'FLYNN	PATRICK M. O'FLYNN	PATRICK M. O'FLYNN	SCATTER	BLANK AND VOID
			DEM	REP	CON	IND	REF		
Chili		7,426	3,885	2,433	568	335	24	20	161
Clarkson									
	1	356	180	118	36	12	1	1	8
	2	51	22	19	5	5	0	0	0
	3	297	164	96	21	9	2	0	5
	4	414	222	142	24	18	1	0	7
	5	511	277	154	44	21	0	0	15
	6	261	138	85	23	8	1	0	6
Clarkson		1,890	1,003	614	153	73	5	1	41
East Rochester									
	1	210	97	79	14	12	2	0	6
	2	216	102	79	14	14	1	0	6
	3	228	98	92	21	8	1	4	4
	4	177	75	62	3	16	2	4	15
	5	174	90	43	10	16	3	0	12
	6	266	132	83	17	16	0	0	18
	7	185	91	61	14	14	2	0	3
East Rochester		1,456	685	499	93	96	11	8	64
Gates									
	1	121	70	32	7	7	0	0	5
	2	172	81	64	9	8	1	1	8
	3	131	70	36	14	4	0	1	6
	4	169	80	63	16	4	2	0	4
	5	289	159	107	10	8	1	0	4
	6	191	105	63	8	6	2	1	6
	7	372	211	125	17	14	2	0	3
	8	156	89	55	5	5	0	0	2
	9	196	103	71	12	7	1	0	2
	10	109	53	34	15	6	0	0	1
	11	146	83	46	10	4	0	1	2
	12	129	80	37	7	3	1	1	0
	13	140	69	39	13	13	1	0	5
	14	142	80	44	5	8	0	0	5
	15	312	186	94	12	9	1	1	9
	16	148	72	57	11	4	0	0	4
	17	154	77	55	11	6	1	1	3
	18	198	87	75	21	9	1	0	5
	19	192	105	66	16	3	0	0	2
	20	155	89	46	10	8	1	0	1
	21	191	113	66	6	3	0	0	3
	22	165	95	49	12	4	1	0	4
	23	185	101	53	20	2	1	2	6
	24	321	179	106	17	8	1	2	8
	25	142	81	44	8	5	0	1	3
	26	255	156	78	10	9	0	0	2
	27	218	118	76	12	7	1	1	3

SHERIFF  
DETAIL

LEGISLATIVE DISTRICT OR TOWN	ELECTION DISTRICT	TOTAL VOTES	TODD BAXTER	PATRICK M. O'FLYNN	PATRICK M. O'FLYNN	PATRICK M. O'FLYNN	PATRICK M. O'FLYNN	SCATTER	BLANK AND VOID
			DEM	REP	CON	IND	REF		
Gates									
	28	155	81	62	5	5	0	1	1
	29	154	98	36	8	7	0	2	3
	30	121	53	50	7	4	0	0	7
	31	157	81	57	10	2	0	1	6
	32	236	115	73	24	16	1	2	5
	33	70	26	32	6	2	0	2	2
	34	154	72	63	7	7	0	2	3
	35	117	67	37	7	5	0	0	1
Gates		6,263	3,385	2,091	388	222	20	23	134
Greece									
	1	180	100	50	22	6	0	0	2
	2	275	155	89	15	12	0	3	1
	3	170	98	56	11	4	0	0	1
	4	165	107	34	15	6	0	0	3
	5	138	88	41	6	2	1	0	0
	6	116	77	27	5	3	1	1	2
	7	181	123	39	9	2	0	2	6
	8	171	122	35	10	3	0	0	1
	9	171	114	38	9	6	1	0	3
	10	151	100	34	10	5	0	0	2
	11	61	41	15	3	2	0	0	0
	12	110	78	24	2	4	0	0	2
	13	183	109	55	9	6	0	0	4
	14	114	91	13	5	4	0	0	1
	15	183	112	54	7	5	1	1	3
	16	167	110	36	8	12	0	0	1
	17	272	153	95	11	9	0	3	1
	18	256	158	67	16	10	0	2	3
	19	150	101	37	6	4	0	0	2
	20	160	101	31	14	6	1	0	7
	21	165	106	40	8	7	1	0	3
	22	141	95	28	7	5	0	0	6
	23	299	175	87	20	7	0	0	10
	24	282	173	75	21	3	0	1	9
	25	177	113	45	6	6	0	2	5
	26	147	98	27	16	3	0	1	2
	27	295	178	74	24	11	1	0	7
	28	268	181	64	10	9	0	1	3
	29	182	119	44	14	3	0	0	2
	30	136	86	32	10	7	0	0	1
	31	179	113	49	8	4	1	0	4
	32	160	104	40	4	8	2	0	2
	33	248	157	65	16	7	0	0	3
	34	266	158	80	15	7	0	3	3
	35	227	154	48	17	5	0	0	3
	36	260	150	78	19	7	2	0	4

SHERIFF  
DETAIL

LEGISLATIVE DISTRICT OR TOWN	ELECTION DISTRICT	TOTAL VOTES	TODD BAXTER	PATRICK M. O'FLYNN	PATRICK M. O'FLYNN	PATRICK M. O'FLYNN	PATRICK M. O'FLYNN	SCATTER	BLANK AND VOID
			DEM	REP	CON	IND	REF		
Greece									
	37	160	103	33	18	4	0	2	0
	38	314	199	81	16	10	1	1	6
	39	134	101	27	5	1	0	0	0
	40	168	114	35	6	6	2	1	4
	41	242	162	49	19	5	1	0	6
	42	167	121	26	12	2	0	0	6
	43	216	117	71	18	6	0	0	4
	44	328	204	82	20	14	0	0	8
	45	341	198	108	18	11	0	0	6
	46	98	72	19	4	3	0	0	0
	47	218	158	40	11	7	0	1	1
	48	151	85	47	8	2	0	3	6
	49	147	99	33	11	2	0	0	2
	50	222	137	61	15	6	1	0	2
	51	138	84	40	7	5	0	0	2
	52	269	188	50	20	7	0	0	4
	53	172	104	39	11	8	1	0	9
	54	273	169	68	19	10	1	0	6
	55	153	86	42	15	7	0	0	3
	56	268	170	72	13	5	2	0	6
	57	199	134	49	8	7	0	0	1
	58	268	180	63	14	6	1	1	3
	59	81	52	10	9	4	1	0	5
	60	178	113	47	6	9	2	0	1
	61	166	112	30	12	8	1	0	3
	62	265	182	56	15	5	1	3	3
	63	218	141	49	17	4	0	1	6
	64	165	103	45	9	4	0	1	3
	65	210	95	84	15	7	0	0	9
	66	120	82	25	9	3	0	0	1
	67	195	121	57	8	5	0	2	2
	68	268	173	63	20	4	0	2	6
	69	153	102	37	11	3	0	0	0
	70	634	350	209	36	20	3	0	16
	71	278	174	71	21	7	0	0	5
	72	316	206	75	22	8	0	0	5
	73	117	74	23	14	3	0	1	2
	74	163	94	52	4	7	1	1	4
	75	149	97	37	9	1	0	0	5
	76	191	103	61	14	6	1	0	6
	77	259	151	78	9	11	0	2	8
	78	141	93	36	7	3	0	0	2
	79	437	283	102	34	15	0	0	3
	80	306	173	94	24	7	0	1	7
	81	147	90	39	7	8	0	1	2
	82	161	100	38	13	6	0	0	4

SHERIFF  
DETAIL

LEGISLATIVE DISTRICT OR TOWN	ELECTION DISTRICT	TOTAL VOTES	TODD BAXTER	PATRICK M. O'FLYNN	PATRICK M. O'FLYNN	PATRICK M. O'FLYNN	PATRICK M. O'FLYNN	SCATTER	BLANK AND VOID
			DEM	REP	CON	IND	REF		
Greece									
	83	95	60	26	6	2	0	1	0
	84	242	158	58	17	7	0	1	1
	85	272	177	65	17	6	1	2	4
	86	314	174	99	18	7	0	1	15
	87	177	118	38	10	7	0	0	4
	88	244	154	62	19	3	1	1	4
	89	204	151	37	10	4	0	0	2
	90	288	199	58	20	6	0	1	4
	91	402	275	91	14	11	1	1	9
	92	296	180	83	18	9	0	0	6
	93	272	172	67	14	12	0	0	7
	94	215	138	48	14	13	0	0	2
	95	128	83	36	3	3	1	0	2
	96	277	187	63	15	7	0	0	5
	97	453	246	158	33	9	0	0	7
	98	390	241	99	24	19	1	0	6
	99	266	147	83	18	12	0	0	6
	100	348	210	103	18	8	0	1	8
	101	163	96	44	15	4	0	2	2
	102	346	242	75	10	11	0	1	7
	103	307	177	97	23	7	0	1	2
	104	197	118	56	10	9	0	0	4
	105	361	205	110	22	17	1	1	5
	106	225	146	60	12	3	0	1	3
	107	166	101	39	16	5	1	1	3
	108	168	104	49	7	5	0	0	3
	109	318	197	79	14	14	1	0	13
Greece		23,904	15,003	6,182	1,458	722	40	60	439
Hamlin									
	1	163	79	60	9	10	0	1	4
	2	238	105	96	23	12	0	0	2
	3	239	127	75	27	8	0	0	2
	4	177	79	69	20	7	0	1	1
	5	189	95	62	21	7	1	0	3
	6	194	87	69	25	9	1	2	1
	7	326	192	97	17	7	1	3	9
	8	132	60	49	18	2	0	0	3
	9	120	49	49	9	8	2	0	3
	10	279	120	115	27	11	4	1	1
Hamlin		2,057	993	741	196	81	9	8	29
Henrietta									
	1	359	161	139	28	17	2	2	10
	2	276	117	118	16	15	3	0	7
	3	101	53	36	7	3	0	0	2
	4	245	132	87	8	4	2	0	12

SHERIFF  
DETAIL

LEGISLATIVE DISTRICT OR TOWN	ELECTION DISTRICT	TOTAL VOTES	TODD BAXTER	PATRICK M. O'FLYNN	PATRICK M. O'FLYNN	PATRICK M. O'FLYNN	PATRICK M. O'FLYNN	SCATTER	BLANK AND VOID
			DEM	REP	CON	IND	REF		VOID
Henrietta	5	264	125	88	27	14	1	1	8
	6	248	126	82	19	10	2	1	8
	7	243	107	89	25	13	3	1	5
	8	290	150	93	11	16	1	4	15
	9	203	111	66	13	6	0	0	7
	10	253	139	83	19	7	1	0	4
	11	216	119	60	18	8	2	2	7
	12	255	115	96	23	16	0	2	3
	13	374	227	97	26	10	2	1	11
	14	224	101	80	17	16	1	0	9
	15	191	101	66	14	6	0	0	4
	16	303	141	111	21	12	3	2	13
	17	361	174	129	21	20	1	3	13
	18	339	173	120	17	16	1	0	12
	19	229	129	72	15	8	1	0	4
	20	425	246	129	23	14	2	1	10
	21	235	98	101	17	13	0	3	3
	22	423	212	154	31	18	2	0	6
	23	211	102	70	17	16	1	2	3
	24	281	140	97	22	15	0	1	6
	25	298	135	110	25	14	1	0	13
	26	560	261	214	34	30	2	0	19
	27	467	224	174	37	16	3	2	11
	28	365	178	126	27	22	1	0	11
	29	825	511	215	46	20	5	1	27
	30	580	322	169	37	31	4	1	16
	31	157	80	45	14	12	1	0	5
	32	422	228	142	20	23	0	1	8
	33	180	98	53	11	8	0	2	8
	34	165	91	55	9	5	0	1	4
	35	395	187	145	30	22	0	0	11
Henrietta		10,963	5,614	3,711	745	496	48	34	315

SHERIFF  
DETAIL

LEGISLATIVE DISTRICT OR TOWN	ELECTION DISTRICT	TOTAL VOTES	TODD BAXTER	PATRICK M. O'FLYNN	PATRICK M. O'FLYNN	PATRICK M. O'FLYNN	PATRICK M. O'FLYNN	SCATTER	BLANK AND VOID
			DEM	REP	CON	IND	REF		
Irondequoit	1	265	139	92	20	3	2	0	9
	2	171	87	57	11	11	1	1	3
	3	235	129	71	15	12	0	1	7
	4	104	59	26	7	10	0	0	2
	5	192	98	70	6	14	0	0	4
	6	374	192	136	13	25	0	1	7
	7	349	187	109	25	17	2	0	9
	8	222	122	63	17	15	1	0	4
	9	204	100	72	12	13	1	1	5
	10	261	149	73	20	8	1	2	8
	11	124	69	34	9	10	0	0	2
	12	167	78	60	4	12	0	2	11
	13	282	166	74	9	24	0	4	5
	14	282	150	85	23	15	1	4	4
	15	295	150	100	21	13	0	0	11
	16	382	235	98	20	15	1	1	12
	17	154	87	46	9	7	1	0	4
	18	203	109	62	12	12	1	3	4
	19	218	121	66	6	11	1	6	7
	20	219	132	58	9	10	1	2	7
	21	236	153	52	9	13	2	3	4
	22	251	136	76	15	15	0	3	6
	23	194	102	69	9	9	1	0	4
	24	208	115	63	15	4	1	3	7
	25	197	103	61	16	6	1	2	8
	26	106	67	29	2	4	1	0	3
	27	154	89	39	9	13	1	1	2
	28	164	84	56	13	7	0	1	3
	29	161	79	48	10	15	2	2	5
	30	224	119	75	8	14	1	1	6
	31	317	169	90	18	22	1	2	15
	32	205	110	61	12	14	3	1	4
	33	157	79	49	12	11	0	1	5
	34	306	143	122	12	14	1	6	8
	35	151	66	62	4	12	1	1	5
	36	91	45	25	7	7	1	1	5
	37	162	82	50	13	6	2	2	7
	38	101	50	34	7	4	1	2	3
	39	73	24	36	5	4	0	0	4
	40	126	65	34	8	11	1	1	6
	41	172	88	63	11	6	1	1	2
	42	255	139	75	16	19	1	0	5
	43	162	79	52	11	12	1	1	6
	44	416	205	152	17	33	1	0	8
	45	145	79	46	10	5	1	0	4
	46	196	112	60	13	4	0	1	6



SHERIFF  
DETAIL

LEGISLATIVE DISTRICT OR TOWN	ELECTION DISTRICT	TOTAL VOTES	TODD BAXTER	PATRICK M. O'FLYNN	PATRICK M. O'FLYNN	PATRICK M. O'FLYNN	PATRICK M. O'FLYNN	SCATTER	BLANK AND VOID
			DEM	REP	CON	IND	REF		
Irondequoit									
	47	84	37	43	3	1	0	0	0
	48	219	126	69	12	6	0	0	6
	49	288	135	107	19	21	2	0	4
	50	87	52	21	5	4	1	0	4
	51	315	173	88	16	30	0	1	7
	52	190	91	69	8	15	2	0	5
	53	136	65	52	11	5	1	0	2
	54	64	32	18	8	6	0	0	0
	55	232	145	60	9	10	0	0	8
	56	158	90	50	4	8	1	2	3
	57	248	138	74	19	10	2	0	5
	58	224	125	55	20	15	0	0	9
	59	169	81	62	9	14	0	0	3
	60	220	91	81	18	17	2	2	9
	61	284	134	107	13	20	3	1	6
	62	246	129	67	20	14	1	5	10
	63	152	82	47	6	13	0	2	2
	64	37	19	14	0	2	1	0	1
	65	132	87	34	5	4	1	0	1
	66	59	31	16	5	5	0	1	1
	67	138	67	50	9	8	0	1	3
	68	146	83	53	5	2	0	0	3
		<u>13,461</u>	<u>7,154</u>	<u>4,268</u>	<u>774</u>	<u>771</u>	<u>57</u>	<u>79</u>	<u>358</u>
Irondequoit									
Mendon									
	1	367	167	124	25	36	0	3	12
	2	336	145	119	27	24	3	3	15
	3	402	166	155	47	21	0	1	12
	4	273	125	105	11	17	4	1	10
	5	362	162	132	33	24	2	2	7
	6	330	144	121	34	26	1	0	4
	7	375	148	160	40	18	1	1	7
	8	149	73	57	7	7	0	1	4
	9	314	138	118	28	16	0	3	11
		<u>2,908</u>	<u>1,268</u>	<u>1,091</u>	<u>252</u>	<u>189</u>	<u>11</u>	<u>15</u>	<u>82</u>
Mendon									
Ogden									
	1	254	169	53	15	11	0	2	4
	2	271	172	67	18	10	0	2	2
	3	387	244	100	22	13	0	1	7
	4	234	140	72	14	7	0	0	1
	5	231	143	53	20	12	1	0	2
	6	247	136	70	16	18	1	1	5
	7	155	88	48	12	5	0	0	2
	8	252	139	85	13	10	0	0	5
	9	227	131	65	12	10	1	1	7
	10	252	143	76	16	14	0	0	3

SHERIFF  
DETAIL

LEGISLATIVE DISTRICT OR TOWN	ELECTION DISTRICT	TOTAL VOTES	TODD BAXTER	PATRICK M. O'FLYNN	PATRICK M. O'FLYNN	PATRICK M. O'FLYNN	PATRICK M. O'FLYNN	SCATTER	BLANK AND VOID
			DEM	REP	CON	IND	REF		
Ogden	11	252	146	70	19	8	0	2	7
	12	278	182	65	12	15	0	1	3
	13	246	154	65	11	11	0	4	1
	14	196	114	59	13	4	0	0	6
	15	335	236	66	19	12	0	0	2
	16	159	69	60	19	8	0	1	2
	17	228	162	49	8	3	0	0	6
	18	276	151	88	26	6	1	1	3
	19	298	154	109	22	10	1	0	2
	20	315	175	88	29	18	1	1	3
Ogden		5,093	3,048	1,408	336	205	6	17	73
Parma	1	309	189	75	31	10	2	0	2
	2	326	184	103	20	13	1	0	5
	3	237	131	76	16	12	0	0	2
	4	222	92	91	25	9	1	0	4
	5	189	99	61	13	10	0	0	6
	6	104	61	30	7	4	1	1	0
	7	211	116	66	20	6	2	0	1
	8	382	218	130	17	10	2	0	5
	9	270	147	87	16	12	2	2	4
	10	265	130	87	35	7	2	1	3
	11	299	158	90	25	20	1	0	5
	12	253	138	80	16	12	0	2	5
	13	448	271	126	30	14	0	0	7
	14	186	104	60	12	7	0	2	1
	15	284	149	89	21	18	2	1	4
Parma		3,985	2,187	1,251	304	164	16	9	54
Penfield	1	94	44	38	8	2	0	1	1
	2	228	120	73	14	13	3	0	5
	3	226	82	103	19	19	1	0	2
	4	322	141	124	38	13	0	1	5
	5	267	130	78	25	20	0	3	11
	6	201	57	111	17	13	1	0	2
	7	253	103	91	26	24	1	0	8
	8	159	62	72	13	7	1	1	3
	9	299	138	113	21	17	1	4	5
	10	162	75	48	17	17	0	1	4
	11	146	60	65	10	7	2	0	2
	12	251	122	77	23	17	3	3	6
	13	291	116	118	27	15	3	2	10
	14	310	117	133	23	27	3	0	7
	15	336	156	129	17	27	0	2	5
	16	134	67	46	6	10	0	0	5

SHERIFF  
DETAIL

LEGISLATIVE DISTRICT OR TOWN	ELECTION DISTRICT	TOTAL VOTES	TODD BAXTER	PATRICK M. O'FLYNN	PATRICK M. O'FLYNN	PATRICK M. O'FLYNN	PATRICK M. O'FLYNN	SCATTER	BLANK AND VOID
			DEM	REP	CON	IND	REF		
Penfield	17	258	113	85	25	27	3	0	5
	18	193	90	72	11	17	2	0	1
	19	375	181	129	15	31	5	1	13
	20	298	141	101	27	19	2	2	6
	21	272	117	97	22	26	1	0	9
	22	214	104	68	13	19	0	2	8
	23	320	164	97	26	28	0	2	3
	24	319	109	144	29	31	1	2	3
	25	199	77	92	17	11	0	0	2
	26	161	68	74	10	7	0	0	2
	27	300	121	118	26	28	1	0	6
	28	183	90	59	13	14	2	0	5
	29	300	127	113	27	30	1	0	2
	30	419	161	184	38	29	0	1	6
	31	155	73	55	10	9	1	1	6
	32	148	71	58	9	9	0	0	1
	33	229	112	67	26	19	0	0	5
	34	198	88	68	19	12	0	2	9
	35	316	142	120	22	20	0	3	9
	36	233	119	74	15	14	0	0	11
	37	427	176	184	27	33	1	0	6
	38	155	55	73	13	10	0	0	4
	39	175	77	66	9	15	5	1	2
	40	280	154	83	16	14	0	3	10
	41	341	154	142	25	16	1	0	3
	42	207	82	76	23	19	2	0	5
Penfield		10,354	4,556	3,918	817	755	47	38	223
Perinton	1	371	169	146	29	21	0	0	6
	2	266	106	110	23	19	0	1	7
	3	245	100	100	17	18	1	2	7
	4	223	118	73	18	7	1	5	1
	5	140	77	40	5	10	1	1	6
	6	264	156	72	11	13	3	1	8
	7	317	151	111	18	29	2	1	5
	8	243	104	111	17	7	1	1	2
	9	367	145	150	25	28	3	1	15
	10	305	153	93	24	24	3	0	8
	11	179	97	50	18	7	1	0	6
	12	203	85	86	15	11	1	0	5
	13	219	94	94	15	8	1	0	7
	14	290	142	109	16	16	1	1	5
	15	211	85	86	17	12	0	3	8
	16	208	95	84	9	13	1	1	5
	17	285	136	97	16	16	3	4	13
	18	271	114	102	24	22	0	3	6

SHERIFF  
DETAIL

LEGISLATIVE DISTRICT OR TOWN	ELECTION DISTRICT	TOTAL VOTES	TODD BAXTER	PATRICK M. O'FLYNN	PATRICK M. O'FLYNN	PATRICK M. O'FLYNN	PATRICK M. O'FLYNN	SCATTER	BLANK AND VOID
			DEM	REP	CON	IND	REF		
Perinton	19	277	130	99	21	16	3	1	7
	20	226	104	79	18	15	1	0	9
	21	333	147	125	26	22	2	3	8
	22	207	91	79	18	14	1	1	3
	23	402	166	167	25	30	2	5	7
	24	435	167	206	28	20	1	3	10
	25	216	130	48	10	16	3	1	8
	26	276	115	116	23	19	0	0	3
	27	227	85	94	21	18	2	1	6
	28	226	99	95	13	12	1	2	4
	29	154	74	54	8	9	0	0	9
	30	249	120	88	14	21	0	0	6
	31	303	126	122	20	22	2	1	10
	32	209	87	85	14	17	3	0	3
	33	278	136	109	8	22	0	0	3
	34	286	130	115	12	18	0	1	10
	35	215	108	73	13	16	2	0	3
	36	150	75	53	6	11	1	2	2
	37	271	120	99	20	24	1	0	7
	38	337	156	127	27	15	2	0	10
	39	322	150	123	21	20	0	1	7
	40	189	87	71	9	14	1	1	6
	41	178	87	59	10	20	0	0	2
	42	218	106	80	13	11	0	1	7
	43	472	199	200	27	35	1	2	8
	44	204	80	90	16	14	3	0	1
	45	455	194	189	34	32	0	0	6
	46	135	75	36	11	6	1	0	6
	47	270	124	98	30	15	0	0	3
	48	216	94	85	12	18	1	0	6
	49	203	77	86	24	13	2	0	1
	50	61	38	15	2	2	1	0	3
	51	264	97	113	31	19	0	3	1
	52	236	102	100	13	16	0	0	5
	53	201	92	78	10	16	0	2	3
	54	413	178	182	22	22	1	1	7
	55	264	106	113	20	17	1	3	4
	56	368	151	165	26	18	1	0	7
Perinton		14,553	6,530	5,630	993	946	63	60	331

SHERIFF  
DETAIL

LEGISLATIVE DISTRICT OR TOWN	ELECTION DISTRICT	TOTAL VOTES	TODD BAXTER	PATRICK M. O'FLYNN	PATRICK M. O'FLYNN	PATRICK M. O'FLYNN	PATRICK M. O'FLYNN	SCATTER	BLANK AND VOID
			DEM	REP	CON	IND	REF		
Pittsford									
	1	231	118	78	10	12	0	0	13
	2	281	150	76	10	22	2	6	15
	3	411	177	171	19	21	2	2	19
	4	343	176	116	17	18	0	1	15
	5	244	130	72	12	13	2	5	10
	6	173	72	74	8	13	0	2	4
	7	129	63	44	8	7	0	2	5
	8	252	99	119	13	8	0	0	13
	9	286	127	121	17	15	1	1	4
	10	286	136	106	15	23	0	0	6
	11	230	103	83	20	12	0	4	8
	12	248	126	91	12	16	0	0	3
	13	212	107	70	13	11	1	3	7
	14	330	150	134	24	11	0	0	11
	15	148	68	61	10	7	0	0	2
	16	234	113	85	8	18	2	2	6
	17	321	153	107	20	26	1	7	7
	18	209	110	72	7	11	2	3	4
	19	190	95	67	18	6	0	0	4
	20	294	154	94	18	20	1	0	7
	21	266	120	96	22	15	0	0	13
	22	338	191	101	18	11	3	0	14
	23	257	107	100	24	17	1	3	5
	24	301	128	134	19	12	1	1	6
	25	311	137	128	14	20	1	1	10
	26	273	124	101	13	23	2	3	7
	27	266	132	86	21	16	0	1	10
	28	229	130	69	14	6	1	1	8
	29	286	155	91	10	19	1	0	10
	30	229	119	79	13	14	0	1	3
	31	306	139	128	11	21	2	0	5
	32	309	163	104	13	18	1	1	9
	33	330	146	140	16	15	1	0	12
	34	292	133	117	19	11	3	2	7
Pittsford		9,045	4,351	3,315	506	508	31	52	282
Riga									
	1	427	244	121	21	28	0	2	11
	2	308	172	99	26	6	1	1	3
	3	245	140	76	18	7	0	0	4
	4	273	147	93	16	11	0	0	6
	5	282	159	82	20	12	0	2	7
	6	220	92	86	28	10	0	0	4
Riga		1,755	954	557	129	74	1	5	35

SHERIFF  
DETAIL

LEGISLATIVE DISTRICT OR TOWN	ELECTION DISTRICT	TOTAL VOTES	TODD BAXTER	PATRICK M. O'FLYNN	PATRICK M. O'FLYNN	PATRICK M. O'FLYNN	PATRICK M. O'FLYNN	SCATTER	BLANK AND VOID
			DEM	REP	CON	IND	REF		
Rush									
	1	321	149	125	28	13	1	1	4
	2	210	101	69	14	20	1	1	4
	3	339	178	111	26	15	4	0	5
	4	307	149	112	20	16	0	2	8
Rush		1,177	577	417	88	64	6	4	21
Sweden									
	1	271	146	83	18	10	1	2	11
	2	106	54	34	7	8	0	0	3
	3	296	153	93	17	19	1	0	13
	4	316	168	98	26	16	1	0	7
	5	76	38	25	1	4	0	1	7
	6	241	121	77	18	12	0	0	13
	7	310	151	110	28	13	1	2	5
	8	249	117	91	20	16	0	0	5
	9	187	87	59	23	8	1	0	9
	10	402	188	142	37	24	2	2	7
	11	79	52	15	4	5	1	1	1
	12	252	117	91	29	10	0	0	5
Sweden		2,785	1,392	918	228	145	8	8	86
Webster									
	1	289	141	102	19	19	2	1	5
	2	302	139	119	19	15	1	0	9
	3	365	151	153	25	17	3	2	14
	4	135	59	52	8	9	0	1	6
	5	309	156	107	23	13	1	3	6
	6	178	91	66	9	6	1	1	4
	7	309	163	99	21	16	3	0	7
	8	263	110	106	18	19	0	1	9
	9	302	127	114	30	24	3	1	3
	10	580	251	231	46	30	4	0	18
	11	326	155	119	26	14	2	2	8
	12	345	140	149	31	17	0	1	7
	13	240	120	87	13	11	2	1	6
	14	256	121	95	18	17	2	1	2
	15	218	118	59	18	17	0	0	6
	16	317	157	112	21	16	0	4	7
	17	248	102	102	16	21	0	0	7
	18	195	101	63	10	9	0	0	12
	19	407	185	160	25	20	2	2	13
	20	374	158	160	28	20	1	1	6
	21	354	171	126	24	17	2	2	12
	22	293	143	104	28	12	3	0	3
	23	238	108	94	17	13	2	0	4
	24	674	298	254	60	34	1	0	27
	25	119	54	49	6	6	0	0	4

SHERIFF  
DETAIL

LEGISLATIVE DISTRICT OR TOWN	ELECTION DISTRICT	TOTAL VOTES	TODD BAXTER	PATRICK M. O'FLYNN	PATRICK M. O'FLYNN	PATRICK M. O'FLYNN	PATRICK M. O'FLYNN	SCATTER	BLANK AND VOID
			DEM	REP	CON	IND	REF		
Webster	26	246	112	97	15	15	0	4	3
	27	369	161	150	27	25	0	0	6
	28	250	135	82	14	13	1	0	5
	29	189	93	63	13	12	1	0	7
	30	140	61	52	14	8	1	1	3
	31	323	121	150	30	13	1	1	7
	32	410	183	166	33	25	0	2	1
	33	290	124	112	26	15	0	1	12
	34	165	60	79	10	10	2	0	4
	35	207	91	88	16	5	1	1	5
	36	216	105	82	11	12	1	0	5
	37	429	200	162	31	20	1	3	12
	38	250	140	77	12	15	2	0	4
	39	281	149	100	11	15	0	0	6
	40	503	231	199	26	31	1	0	15
	41	386	194	136	25	20	1	0	10
	42	285	131	104	28	18	0	0	4
	43	205	114	67	15	5	0	0	4
Webster		12,780	5,924	4,848	916	689	48	37	318
Wheatland	1	231	108	75	15	20	3	4	6
	2	242	126	83	20	5	1	1	6
	3	257	135	75	18	22	3	1	3
	4	184	92	54	23	13	0	0	2
	5	278	122	105	29	16	1	1	4
Wheatland		1,192	583	392	105	76	8	7	21
TOWNS		142,254	74,438	46,672	9,422	7,205	508	623	3,386
GRAND TOTAL:		173,565	94,300	52,329	10,398	8,605	688	1,038	6,207

COUNTY LEGISLATOR  
10TH DISTRICT  
2 YEAR TERM

LEGISLATIVE DISTRICT OR TOWN	ELECTION DISTRICT	TOTAL VOTES	HOWARD S. MAFFUCCI	JASON A. ROSENBERG	JASON A. ROSENBERG	HOWARD S. MAFFUCCI	JASON A. ROSENBERG	JASON A. ROSENBERG	SCATTER	BLANK AND VOID
			DEM	REP	CON	WOR	IND	REF		
Brighton	16	142	63	61	10	1	4	0	0	3
Brighton		142	63	61	10	1	4	0	0	3
East Rochester	3	228	102	74	23	16	4	0	2	7
	4	177	94	39	3	13	15	1	0	12
	5	174	87	49	10	8	5	2	1	12
	6	266	129	78	18	9	11	1	0	20
East Rochester		845	412	240	54	46	35	4	3	51
Pittsford	1	231	126	62	14	9	11	1	0	8
	2	281	175	63	14	11	5	3	0	10
	3	411	197	148	23	1	14	0	0	28
	4	343	186	105	22	4	8	3	0	15
	5	244	143	67	13	5	8	2	0	6
	6	173	92	39	8	5	9	1	0	19
	8	252	107	108	14	1	8	1	0	13
	9	286	143	97	22	5	6	2	0	11
	11	230	105	75	23	10	12	0	0	5
	13	212	119	59	17	5	7	0	0	5
	14	330	181	109	24	5	7	1	0	3
	15	148	70	45	6	16	7	0	0	4
	16	234	137	62	12	7	7	1	0	8
	18	209	115	65	10	5	8	0	0	6
	19	190	78	69	27	1	5	0	0	10
	20	294	164	84	20	8	12	2	0	4
	21	266	162	69	17	1	5	1	0	11
	23	257	111	96	25	4	14	1	0	6
	24	301	157	112	16	1	4	1	0	10
	27	266	142	84	22	3	8	0	0	7
	28	229	137	62	9	9	5	0	0	7
	29	286	142	87	17	11	13	1	0	15
	30	229	132	72	8	5	5	0	0	7
	31	306	177	89	15	5	12	0	1	7
	32	309	175	100	13	3	10	0	0	8
Pittsford		6,517	3,473	2,028	411	140	210	21	1	233
GRAND TOTAL:		7,504	3,948	2,329	475	187	249	25	4	287



MAYOR  
CITY OF ROCHESTER  
SUMMARY

LEGISLATIVE DISTRICT OR TOWN	TOTAL VOTES	LOVELY A. WARREN DEM	TONY MICCICHE REP	TONY MICCICHE CON	ALEXANDER J. WHITE GRE	JAMES M. SHEPPARD WOR	JAMES M. SHEPPARD IND	LOVELY A. WARREN WEP	TONY MICCICHE REF	LORI F. THOMAS TPP	SCATTER	BLANK AND VOID
Leg. Dist. 07	508	120	211	59	22	40	34	6	5	5	0	6
Leg. Dist. 21	4,230	2,293	586	119	264	401	296	73	26	74	17	81
Leg. Dist. 22	2,274	1,865	115	33	51	77	45	16	3	16	8	45
Leg. Dist. 23	5,201	2,080	842	176	403	735	604	68	36	92	27	138
Leg. Dist. 24	3,216	1,409	428	69	366	396	275	91	22	56	18	86
Leg. Dist. 25	3,334	2,441	210	46	167	190	99	51	12	39	7	72
Leg. Dist. 26	2,869	969	1,038	235	89	216	165	23	45	29	6	54
Leg. Dist. 27	4,549	3,470	355	90	126	193	118	47	16	60	6	68
Leg. Dist. 28	2,242	1,399	376	83	49	158	75	13	9	29	1	50
Leg. Dist. 29	2,888	1,917	397	73	92	176	95	29	16	33	3	57
GRAND TOTAL:	31,311	17,963	4,558	983	1,629	2,582	1,806	417	190	433	93	657

MAYOR  
CITY OF ROCHESTER  
DETAIL

LEGISLATIVE DISTRICT OR TOWN	ELECTION DISTRICT	TOTAL VOTES	LOVELY A. WARREN DEM	TONY MICCICHE REP	TONY MICCICHE CON	ALEXANDER J. WHITE GRE	JAMES M. SHEPPARD WOR	JAMES M. SHEPPARD IND	LOVELY A. WARREN WEP	TONY MICCICHE REF	LORI F. THOMAS TPP	SCATTER	BLANK AND VOID
Leg. Dist. 07	1/16-1	328	61	159	35	16	19	26	2	4	5	0	1
	2	180	59	52	24	6	21	8	4	1	0	0	5
Leg. Dist. 07		508	120	211	59	22	40	34	6	5	5	0	6
Leg. Dist. 21	1	274	96	53	14	22	36	34	2	8	5	1	3
	2	163	66	28	9	13	22	18	3	2	1	0	1
	3	101	60	13	8	1	8	7	0	0	1	0	3
	4	97	73	13	1	3	2	2	0	0	0	0	3
	5	129	51	18	4	19	19	13	3	0	2	0	0
	6	186	93	25	1	18	19	9	3	1	6	2	9
	7	327	166	63	8	23	31	20	5	1	6	0	4
	8	93	42	14	3	6	8	7	3	0	6	1	3
	9	200	88	32	7	17	22	17	8	2	3	0	4
	10	286	132	48	11	17	34	21	4	1	5	2	11
	11	145	111	14	4	3	3	6	0	0	1	0	3
	12	374	153	63	10	27	47	45	8	2	8	3	8
	13	116	62	6	1	11	13	10	4	0	7	0	2
	14	78	41	15	2	3	6	4	0	1	3	2	1
	15	232	139	29	8	16	14	18	5	0	0	0	3
	16	66	39	12	2	2	6	2	0	0	1	1	1
	17	169	107	17	1	12	15	7	5	0	3	0	2
	18	114	84	12	3	1	6	4	1	1	1	0	1
	19	69	60	1	0	2	4	0	0	0	1	0	1
	20	105	52	17	3	4	12	8	1	0	4	2	2
	21	127	91	12	4	6	4	4	2	0	1	1	2

MAYOR  
CITY OF ROCHESTER  
DETAIL

LEGISLATIVE DISTRICT OR TOWN	ELECTION DISTRICT	TOTAL VOTES	LOVELY A. WARREN DEM	TONY MICCICHE REP	TONY MICCICHE CON	ALEXANDER J. WHITE GRE	JAMES M. SHEPPARD WOR	JAMES M. SHEPPARD IND	LOVELY A. WARREN WEP	TONY MICCICHE REF	LORI F. THOMAS TPP	SCATTER	BLANK AND VOID
Leg. Dist. 21													
	22	133	101	8	1	4	10	3	2	1	0	0	3
	23	135	91	11	5	3	15	6	3	0	1	0	0
	24	226	75	39	7	23	34	25	8	4	3	2	6
	25	126	106	4	0	3	5	4	0	1	1	0	2
	26	65	38	15	1	4	2	0	2	1	0	0	2
	27	94	76	4	1	1	4	2	1	0	4	0	1
		<u>4,230</u>	<u>2,293</u>	<u>586</u>	<u>119</u>	<u>264</u>	<u>401</u>	<u>296</u>	<u>73</u>	<u>26</u>	<u>74</u>	<u>17</u>	<u>81</u>
Leg. Dist. 21													
Leg. Dist. 22													
	1	158	128	12	2	2	10	1	1	0	1	0	1
	2	42	40	0	0	0	2	0	0	0	0	0	0
	3	77	64	4	2	2	1	2	1	0	1	0	0
	4	40	34	0	0	1	0	0	1	0	1	0	3
	5	71	61	5	0	0	1	1	0	1	2	0	0
	6	103	97	3	1	0	0	0	0	0	0	0	2
	7	43	37	0	0	0	3	0	0	0	0	0	3
	8	107	95	3	2	4	0	0	0	0	0	1	2
	9	59	57	1	0	1	0	0	0	0	0	0	0
	10	76	73	2	0	0	1	0	0	0	0	0	0
	11	147	113	5	2	9	6	6	1	0	1	1	3
	12	87	75	7	0	2	0	2	1	0	0	0	0
	13	45	40	0	1	0	2	0	0	0	0	0	2
	14	91	76	8	1	0	2	1	0	0	0	0	3
	15	92	76	2	3	2	2	2	0	0	0	0	5
	16	42	41	0	0	0	1	0	0	0	0	0	0
	17	49	45	1	0	0	1	0	1	0	0	1	0

MAYOR  
CITY OF ROCHESTER  
DETAIL

LEGISLATIVE DISTRICT OR TOWN	ELECTION DISTRICT	TOTAL VOTES	LOVELY A. WARREN DEM	TONY MICCICHE REP	TONY MICCICHE CON	ALEXANDER J. WHITE GRE	JAMES M. SHEPPARD WOR	JAMES M. SHEPPARD IND	LOVELY A. WARREN WEP	TONY MICCICHE REF	LORI F. THOMAS TPP	SCATTER	BLANK AND VOID
Leg. Dist. 22													
	18	51	39	2	0	0	8	1	0	0	0	0	1
	19	47	42	2	0	0	1	0	0	0	0	1	1
	20	100	89	4	1	0	0	0	2	0	0	1	3
	21	60	52	2	1	1	1	1	0	0	1	0	1
	22	100	89	4	0	1	1	3	0	0	0	1	1
	23	67	59	2	0	0	2	1	0	0	0	0	3
	24	42	29	4	3	0	3	0	0	0	0	1	2
	25	284	176	32	12	8	17	19	5	2	6	1	6
	26	81	39	8	1	12	9	5	2	0	3	0	2
	27	113	99	2	1	6	3	0	1	0	0	0	1
Leg. Dist. 22		2,274	1,865	115	33	51	77	45	16	3	16	8	45
Leg. Dist. 23													
	1	80	34	22	0	4	11	8	0	0	0	0	1
	2	139	56	14	4	29	14	13	1	0	2	1	5
	3	114	51	14	2	11	17	12	2	0	1	0	4
	4	262	110	37	10	19	28	40	2	1	7	1	7
	5	91	45	7	1	10	11	7	4	3	2	0	1
	6	89	37	11	3	6	12	14	0	1	1	0	4
	7	179	70	13	5	20	29	26	5	1	4	0	6
	8	153	66	19	5	19	17	11	4	0	2	2	8
	9	133	62	13	2	8	26	12	1	0	3	0	6
	10	135	64	16	4	16	16	9	2	1	2	0	5
	11	183	79	22	1	28	26	14	2	0	6	0	5
	12	230	93	43	10	13	29	27	2	1	1	4	7
	13	175	69	37	8	9	33	12	1	1	3	0	2

MAYOR  
CITY OF ROCHESTER  
DETAIL

LEGISLATIVE DISTRICT OR TOWN	ELECTION DISTRICT	TOTAL VOTES	LOVELY A. WARREN DEM	TONY MICCICHE REP	TONY MICCICHE CON	ALEXANDER J. WHITE GRE	JAMES M. SHEPPARD WOR	JAMES M. SHEPPARD IND	LOVELY A. WARREN WEP	TONY MICCICHE REF	LORI F. THOMAS TPP	SCATTER	BLANK AND VOID
Leg. Dist. 23	14	131	66	15	3	14	15	14	2	0	2	0	0
	15/29	113	50	18	4	5	7	15	6	1	2	4	1
	16	101	30	15	8	4	21	16	1	1	3	1	1
	17	276	111	46	6	25	42	28	2	1	3	0	12
	18	395	134	95	20	16	46	55	4	5	6	1	13
	19	258	92	59	13	13	41	24	2	3	4	5	2
	20	238	108	27	5	25	31	22	6	1	5	1	7
	21	208	88	29	10	12	34	22	3	0	4	0	6
	22	185	74	24	4	20	29	21	1	2	6	0	4
	23	115	54	12	5	10	16	9	2	1	2	1	3
	24	184	63	37	7	8	29	25	3	0	3	1	8
	25	316	101	60	14	17	56	52	3	3	6	1	3
	26	384	127	80	7	18	66	64	3	5	2	1	11
	27	162	59	39	10	5	19	17	1	4	5	0	3
	28	172	87	18	5	19	14	15	3	0	5	3	3
Leg. Dist. 23		5,201	2,080	842	176	403	735	604	68	36	92	27	138
Leg. Dist. 24	1	294	136	26	4	36	32	27	17	2	3	4	7
	2/23	220	106	24	6	26	25	21	6	0	3	0	3
	3/22	180	64	25	7	27	22	16	8	1	2	3	5
	4	256	106	38	4	38	26	19	9	1	5	2	8
	5/24	214	81	35	7	17	31	24	3	2	4	1	9
	6	141	68	19	2	12	17	15	2	0	1	1	4
	7/19	130	52	27	4	14	11	12	4	2	2	0	2
	8	144	53	20	4	14	22	16	4	2	4	1	4

MAYOR  
CITY OF ROCHESTER  
DETAIL

LEGISLATIVE DISTRICT OR TOWN	ELECTION DISTRICT	TOTAL VOTES	LOVELY A. WARREN DEM	TONY MICCICHE REP	TONY MICCICHE CON	ALEXANDER J. WHITE GRE	JAMES M. SHEPPARD WOR	JAMES M. SHEPPARD IND	LOVELY A. WARREN WEP	TONY MICCICHE REF	LORI F. THOMAS TPP	SCATTER	BLANK AND VOID
Leg. Dist. 24													
	9	133	55	35	8	3	17	3	2	3	4	1	2
	10	262	107	25	3	40	40	30	6	2	2	2	5
	11/12	73	47	12	2	4	4	3	1	0	0	0	0
	13	210	95	22	1	28	30	17	5	0	7	0	5
	14	229	95	27	3	34	36	16	6	3	4	0	5
	15	224	104	28	9	30	19	18	8	2	1	0	5
	16	177	83	21	0	13	26	13	2	2	6	1	10
	17	79	36	17	2	0	10	4	3	0	1	0	6
	18	173	79	19	2	19	23	16	2	0	7	1	5
	20/21	77	42	8	1	11	5	5	3	0	0	1	1
Leg. Dist. 24		3,216	1,409	428	69	366	396	275	91	22	56	18	86
Leg. Dist. 25													
	1	237	139	24	5	19	17	15	7	2	1	2	6
	2	159	133	5	0	7	3	2	0	0	2	1	6
	3	213	175	10	6	2	10	1	4	0	0	0	5
	4/24	122	64	24	1	7	8	5	0	0	4	0	9
	5	136	127	1	0	1	2	2	1	0	0	0	2
	6	119	57	11	5	27	9	3	2	2	2	0	1
	7	183	170	3	0	0	3	2	1	0	0	0	4
	8	177	168	1	0	0	2	2	2	0	1	0	1
	9	72	70	1	0	0	0	0	0	0	1	0	0
	10	175	123	13	2	9	15	4	3	0	2	0	4
	11	76	74	0	0	0	2	0	0	0	0	0	0
	12/28	181	91	16	3	18	21	19	4	0	6	2	1
	13	133	112	2	0	4	5	0	0	0	1	0	9

MAYOR  
CITY OF ROCHESTER  
DETAIL

LEGISLATIVE DISTRICT OR TOWN	ELECTION DISTRICT	TOTAL VOTES	LOVELY A. WARREN DEM	TONY MICCICHE REP	TONY MICCICHE CON	ALEXANDER J. WHITE GRE	JAMES M. SHEPPARD WOR	JAMES M. SHEPPARD IND	LOVELY A. WARREN WEP	TONY MICCICHE REF	LORI F. THOMAS TPP	SCATTER	BLANK AND VOID
Leg. Dist. 25													
	14	79	38	8	4	10	13	1	1	1	1	1	1
	15	109	100	1	0	2	1	1	1	0	1	0	2
	16	102	85	10	0	0	5	1	0	0	0	0	1
	17	91	86	0	1	1	1	0	2	0	0	0	0
	18	176	143	8	1	5	6	4	1	0	5	0	3
	19	53	30	5	2	3	7	3	0	0	1	0	2
	20	51	32	8	0	2	4	1	1	1	0	0	2
	21/28-19	93	75	3	0	2	3	0	4	2	1	0	3
	22	125	76	14	4	9	9	4	4	1	1	0	3
	23	20	11	1	1	2	2	0	1	1	1	0	0
	25	231	159	24	7	5	14	12	3	0	4	0	3
	26/27	74	36	5	1	9	11	3	5	0	2	0	2
	29/30	147	67	12	3	23	17	14	4	2	2	1	2
Leg. Dist. 25		3,334	2,441	210	46	167	190	99	51	12	39	7	72
Leg. Dist. 26													
	1	321	82	128	32	14	24	22	1	6	7	1	4
	2	119	31	50	14	5	8	4	1	2	2	0	2
	3	81	33	26	1	3	7	5	0	1	2	0	3
	4	185	36	92	25	2	12	13	1	1	1	0	2
	5	143	60	49	11	4	7	6	3	1	0	1	1
	6	118	72	15	6	2	12	5	2	0	1	0	3
	7	145	71	36	5	3	12	10	0	2	2	0	4
	8	148	89	26	4	5	8	10	1	0	0	0	5
	9	181	87	48	8	5	19	6	1	4	0	0	3
	10	168	89	44	9	4	8	8	3	1	0	0	2

MAYOR  
CITY OF ROCHESTER  
DETAIL

LEGISLATIVE DISTRICT OR TOWN	ELECTION DISTRICT	TOTAL VOTES	LOVELY A. WARREN DEM	TONY MICCICHE REP	TONY MICCICHE CON	ALEXANDER J. WHITE GRE	JAMES M. SHEPPARD WOR	JAMES M. SHEPPARD IND	LOVELY A. WARREN WEP	TONY MICCICHE REF	LORI F. THOMAS TPP	SCATTER	BLANK AND VOID
Leg. Dist. 26													
	11	169	54	58	10	5	18	14	1	2	3	1	3
	12	166	31	85	17	5	10	13	3	2	0	0	0
	13	220	56	92	31	6	13	8	2	5	3	0	4
	14	213	41	88	24	16	17	17	2	2	1	2	3
	15	151	66	39	9	4	10	6	1	6	4	0	6
	16	189	45	82	16	4	20	12	1	4	1	0	4
	17	152	26	80	13	2	11	6	0	6	2	1	5
Leg. Dist. 26		2,869	969	1,038	235	89	216	165	23	45	29	6	54
Leg. Dist. 27													
	1	215	150	23	13	7	7	8	1	1	4	0	1
	2	231	175	15	7	5	7	12	3	0	4	0	3
	3	175	104	16	4	14	11	9	2	3	6	0	6
	4	252	190	18	5	11	9	7	5	1	4	0	2
	5	216	169	4	2	10	11	6	3	0	5	1	5
	6	179	151	10	3	0	1	5	4	0	2	0	3
	7	182	121	20	4	4	14	7	2	1	5	1	3
	8	318	279	10	2	3	9	2	4	0	3	1	5
	9	243	185	10	0	13	14	8	3	2	1	0	7
	10	204	125	34	3	11	11	7	3	2	5	1	2
	11	234	171	20	4	10	14	7	2	0	1	0	5
	12	170	133	12	5	3	4	4	2	3	2	0	2
	13	184	161	6	1	3	6	3	0	0	0	1	3
	14	159	130	11	0	1	10	3	0	0	4	0	0
	15	183	158	4	1	5	7	3	3	0	1	0	1
	16	185	162	7	5	3	4	2	1	0	0	0	1



MAYOR  
CITY OF ROCHESTER  
DETAIL

LEGISLATIVE DISTRICT OR TOWN	ELECTION DISTRICT	TOTAL VOTES	LOVELY A. WARREN DEM	TONY MICCICHE REP	TONY MICCICHE CON	ALEXANDER J. WHITE GRE	JAMES M. SHEPPARD WOR	JAMES M. SHEPPARD IND	LOVELY A. WARREN WEP	TONY MICCICHE REF	LORI F. THOMAS TPP	SCATTER	BLANK AND VOID
Leg. Dist. 27													
	17	199	158	19	3	2	7	3	2	0	1	0	4
	18	164	91	40	7	5	13	2	1	0	2	0	3
	19	222	195	6	2	2	6	3	3	0	2	0	3
	20	109	99	2	2	1	2	1	1	0	1	0	0
	21	108	93	5	0	1	6	0	0	0	0	0	3
	22	119	77	19	2	1	7	7	1	0	3	0	2
	23	124	105	1	2	8	3	1	0	0	3	0	1
	25	68	32	13	8	1	3	6	0	1	1	1	2
	26	106	56	30	5	2	7	2	1	2	0	0	1
Leg. Dist. 27		4,549	3,470	355	90	126	193	118	47	16	60	6	68
Leg. Dist. 28													
	1	125	88	17	7	1	5	3	0	0	1	0	3
	2	89	54	11	7	4	5	2	1	0	3	0	2
	3	86	61	9	2	4	2	3	0	0	1	0	4
	4	86	54	17	1	0	7	2	1	0	0	0	4
	5	97	56	16	7	3	8	4	0	0	0	1	2
	6	225	139	51	8	1	10	7	2	1	3	0	3
	7	231	149	44	11	0	20	4	0	1	1	0	1
	8	124	90	13	0	1	8	2	2	0	0	0	8
	9	122	61	23	5	4	18	6	1	0	4	0	0
	10	36	25	5	0	2	1	2	0	0	1	0	0
	11	118	77	23	1	3	6	2	0	0	0	0	6
	12	62	43	9	2	1	3	0	1	0	2	0	1
	13	82	44	17	0	1	10	4	0	1	2	0	3
	14	109	70	11	5	6	5	5	0	1	5	0	1

MAYOR  
CITY OF ROCHESTER  
DETAIL

LEGISLATIVE DISTRICT OR TOWN	ELECTION DISTRICT	TOTAL VOTES	LOVELY A. WARREN DEM	TONY MICCICHE REP	TONY MICCICHE CON	ALEXANDER J. WHITE GRE	JAMES M. SHEPPARD WOR	JAMES M. SHEPPARD IND	LOVELY A. WARREN WEP	TONY MICCICHE REF	LORI F. THOMAS TPP	SCATTER	BLANK AND VOID
Leg. Dist. 28													
	15	36	26	4	1	1	1	2	0	0	0	0	1
	16	123	86	17	2	3	6	5	1	0	1	0	2
	17	22	15	1	1	0	4	1	0	0	0	0	0
	18	102	60	21	3	3	2	6	1	2	2	0	2
	20	164	81	37	13	6	16	5	1	1	2	0	2
	21	149	82	25	7	3	17	9	1	2	1	0	2
	22	54	38	5	0	2	4	1	1	0	0	0	3
Leg. Dist. 28		2,242	1,399	376	83	49	158	75	13	9	29	1	50
Leg. Dist. 29													
	1/2	43	32	4	0	2	5	0	0	0	0	0	0
	3/8	38	28	4	1	1	1	2	0	0	0	0	1
	4	157	83	34	8	3	11	10	3	2	1	0	2
	5	132	85	22	3	1	9	5	2	1	1	0	3
	6	93	60	18	0	3	4	3	0	0	2	0	3
	7	120	47	30	9	10	11	5	4	3	1	0	0
	9	191	125	27	4	4	11	11	2	1	0	1	5
	10	168	127	17	3	2	10	5	1	0	2	0	1
	11	139	79	22	8	4	18	3	1	0	0	0	4
	12	146	104	17	7	7	3	3	2	0	1	0	2
	13	80	72	2	0	2	4	0	0	0	0	0	0
	14	47	36	3	0	0	6	0	1	0	1	0	0
	15	102	76	11	0	4	7	1	0	0	2	1	0
	16	43	31	4	3	0	2	0	2	0	1	0	0
	17	100	45	29	4	6	9	4	0	0	2	0	1
	18	173	69	44	5	10	17	15	2	1	1	0	9

MAYOR  
CITY OF ROCHESTER  
DETAIL

LEGISLATIVE DISTRICT OR TOWN	ELECTION DISTRICT	TOTAL VOTES	LOVELY A. WARREN DEM	TONY MICCICHE REP	TONY MICCICHE CON	ALEXANDER J. WHITE GRE	JAMES M. SHEPPARD WOR	JAMES M. SHEPPARD IND	LOVELY A. WARREN WEP	TONY MICCICHE REF	LORI F. THOMAS TPP	SCATTER	BLANK AND VOID
Leg. Dist. 29													
	19	58	43	3	0	5	5	1	0	0	1	0	0
	20	181	145	9	2	8	5	2	0	1	6	0	3
	21	172	88	29	4	12	19	8	1	2	4	1	4
	22	104	93	4	1	0	0	1	0	0	2	0	3
	23	119	89	13	1	2	2	0	4	0	2	0	6
	24	178	145	9	5	2	6	6	1	1	0	0	3
	25/28	256	173	39	5	4	10	9	3	4	3	0	6
	26	48	42	3	0	0	1	1	0	0	0	0	1
Leg. Dist. 29		2,888	1,917	397	73	92	176	95	29	16	33	3	57
GRAND TOTAL:		31,311	17,963	4,558	983	1,629	2,582	1,806	417	190	433	93	657

CITY COURT JUDGE  
SUMMARY

LEGISLATIVE DISTRICT OR TOWN	TOTAL VOTES	CHARLES F. CRIMI, JR.	CHARLES F. CRIMI, JR.	CHARLES F. CRIMI, JR.	SCATTER	BLANK AND VOID
		DEM	WOR	IND		
Leg. Dist. 07	508	228	39	68	0	173
Leg. Dist. 21	4,230	2,514	277	351	9	1,079
Leg. Dist. 22	2,274	1,497	65	67	3	642
Leg. Dist. 23	5,201	3,000	382	524	22	1,273
Leg. Dist. 24	3,216	1,847	325	298	10	736
Leg. Dist. 25	3,334	2,117	157	150	11	899
Leg. Dist. 26	2,869	1,414	221	307	6	921
Leg. Dist. 27	4,549	3,025	182	215	16	1,111
Leg. Dist. 28	2,242	1,361	144	129	3	605
Leg. Dist. 29	2,888	1,746	179	174	7	782
GRAND TOTAL:	31,311	18,749	1,971	2,283	87	8,221

CITY COURT JUDGE  
DETAIL

LEGISLATIVE DISTRICT OR TOWN	ELECTION DISTRICT	TOTAL VOTES	CHARLES F. CRIMI, JR.	CHARLES F. CRIMI, JR.	CHARLES F. CRIMI, JR.	SCATTER	BLANK AND VOID
			DEM	WOR	IND		
Leg. Dist. 07							
	1/16-1	328	147	24	46	0	111
	2	180	81	15	22	0	62
Leg. Dist. 07		508	228	39	68	0	173
Leg. Dist. 21							
	1	274	146	19	31	1	77
	2	163	104	11	26	2	20
	3	101	58	3	4	0	36
	4	97	63	3	3	0	28
	5	129	63	16	12	0	38
	6	186	103	15	14	2	52
	7	327	197	20	27	1	82
	8	93	50	10	11	0	22
	9	200	122	20	15	0	43
	10	286	180	13	26	1	66
	11	145	99	6	7	0	33
	12	374	215	24	40	0	95
	13	116	71	11	9	0	25
	14	78	48	5	8	0	17
	15	232	129	11	21	0	71
	16	66	42	3	4	0	17
	17	169	98	8	10	1	52
	18	114	76	5	5	0	28
	19	69	48	3	2	0	16
	20	105	64	12	12	1	16
	21	127	85	6	5	0	31
	22	133	71	6	11	0	45
	23	135	77	12	7	0	39
	24	226	107	16	28	0	75
	25	126	89	6	6	0	25
	26	65	43	7	4	0	11
	27	94	66	6	3	0	19
Leg. Dist. 21		4,230	2,514	277	351	9	1,079
Leg. Dist. 22							
	1	158	105	8	2	0	43
	2	42	29	0	0	0	13
	3	77	39	1	2	0	35
	4	40	31	3	0	0	6
	5	71	56	2	0	0	13
	6	103	73	1	2	0	27
	7	43	25	0	0	0	18
	8	107	74	5	0	0	28
	9	59	41	1	0	0	17
	10	76	59	0	2	0	15

CITY COURT JUDGE  
DETAIL

LEGISLATIVE DISTRICT OR TOWN	ELECTION DISTRICT	TOTAL VOTES	CHARLES F. CRIMI, JR.	CHARLES F. CRIMI, JR.	CHARLES F. CRIMI, JR.	SCATTER	BLANK AND VOID
			DEM	WOR	IND		
Leg. Dist. 22							
	11	147	106	4	4	0	33
	12	87	53	0	5	0	29
	13	45	26	3	0	0	16
	14	91	56	3	2	0	30
	15	92	60	2	1	0	29
	16	42	27	2	1	0	12
	17	49	31	1	2	0	15
	18	51	28	1	1	0	21
	19	47	36	0	0	0	11
	20	100	74	3	0	0	23
	21	60	40	2	0	0	18
	22	100	69	1	3	0	27
	23	67	48	0	1	0	18
	24	42	28	2	2	0	10
	25	284	161	12	30	3	78
	26	81	52	3	4	0	22
	27	113	70	5	3	0	35
Leg. Dist. 22		2,274	1,497	65	67	3	642
Leg. Dist. 23							
	1	80	48	6	8	0	18
	2	139	78	6	14	0	41
	3	114	60	15	15	0	24
	4	262	156	12	26	0	68
	5	91	54	8	9	0	20
	6	89	56	4	14	0	15
	7	179	101	15	19	2	42
	8	153	92	14	11	3	33
	9	133	80	10	9	0	34
	10	135	90	13	8	2	22
	11	183	104	22	11	1	45
	12	230	142	18	24	0	46
	13	175	99	10	14	0	52
	14	131	91	6	9	1	24
	15/29	113	67	8	12	3	23
	16	101	61	5	10	0	25
	17	276	150	23	25	2	76
	18	395	223	24	42	0	106
	19	258	149	16	30	2	61
	20	238	143	17	26	0	52
	21	208	104	18	19	1	66
	22	185	101	14	18	1	51
	23	115	60	14	12	1	28
	24	184	100	13	23	0	48

CITY COURT JUDGE  
DETAIL

LEGISLATIVE DISTRICT OR TOWN	ELECTION DISTRICT	TOTAL VOTES	CHARLES F. CRIMI, JR.	CHARLES F. CRIMI, JR.	CHARLES F. CRIMI, JR.	SCATTER	BLANK AND VOID
			DEM	WOR	IND		
<u>Leg. Dist. 23</u>							
	25	316	179	20	46	1	70
	26	384	227	30	39	0	88
	27	162	86	7	18	0	51
	28	172	99	14	13	2	44
Leg. Dist. 23		5,201	3,000	382	524	22	1,273
<u>Leg. Dist. 24</u>							
	1	294	175	25	27	1	66
	2/23	220	124	25	19	0	52
	3/22	180	90	21	22	1	46
	4	256	142	26	21	1	66
	5/24	214	124	13	24	0	53
	6	141	86	9	19	0	27
	7/19	130	83	7	6	0	34
	8	144	77	11	18	0	38
	9	133	79	15	6	2	31
	10	262	158	45	22	1	36
	11/12	73	43	2	5	0	23
	13	210	127	22	20	0	41
	14	229	128	34	22	0	45
	15	224	122	22	20	0	60
	16	177	100	21	8	3	45
	17	79	42	3	13	0	21
	18	173	103	16	21	0	33
	20/21	77	44	8	5	1	19
Leg. Dist. 24		3,216	1,847	325	298	10	736
<u>Leg. Dist. 25</u>							
	1	237	147	13	17	2	58
	2	159	91	3	2	0	63
	3	213	127	5	5	1	75
	4/24	122	66	6	9	0	41
	5	136	105	0	3	0	28
	6	119	67	8	13	0	31
	7	183	126	4	0	0	53
	8	177	140	5	1	0	31
	9	72	57	0	1	0	14
	10	175	113	7	8	0	47
	11	76	60	4	0	0	12
	12/28	181	106	26	13	1	35
	13	133	87	5	2	0	39
	14	79	42	7	7	1	22
	15	109	83	2	1	0	23
	16	102	64	1	4	0	33
	17	91	66	0	2	0	23

CITY COURT JUDGE  
DETAIL

LEGISLATIVE DISTRICT OR TOWN	ELECTION DISTRICT	TOTAL VOTES	CHARLES F. CRIMI, JR.	CHARLES F. CRIMI, JR.	CHARLES F. CRIMI, JR.	SCATTER	BLANK AND VOID
			DEM	WOR	IND		
<u>Leg. Dist. 25</u>							
	18	176	107	7	6	2	54
	19	53	28	1	8	0	16
	20	51	30	2	5	1	13
	21/28-19	93	59	4	1	1	28
	22	125	77	9	13	0	26
	23	20	13	2	0	0	5
	25	231	131	14	14	0	72
	26/27	74	38	7	7	0	22
	29/30	147	87	15	8	2	35
Leg. Dist. 25		3,334	2,117	157	150	11	899
<u>Leg. Dist. 26</u>							
	1	321	150	31	38	0	102
	2	119	58	7	16	0	38
	3	81	38	6	8	0	29
	4	185	72	13	29	0	71
	5	143	72	9	12	1	49
	6	118	75	5	11	0	27
	7	145	76	11	9	0	49
	8	148	89	5	9	0	45
	9	181	98	17	18	0	48
	10	168	95	9	13	1	50
	11	169	79	15	16	1	58
	12	166	72	5	26	0	63
	13	220	108	23	18	1	70
	14	213	94	26	29	0	64
	15	151	78	12	15	0	46
	16	189	87	18	22	1	61
	17	152	73	9	18	1	51
Leg. Dist. 26		2,869	1,414	221	307	6	921
<u>Leg. Dist. 27</u>							
	1	215	154	7	12	0	42
	2	231	152	10	14	4	51
	3	175	100	13	15	0	47
	4	252	161	12	13	0	66
	5	216	151	18	3	1	43
	6	179	121	3	8	1	46
	7	182	117	6	13	0	46
	8	318	221	6	5	2	84
	9	243	174	7	9	0	53
	10	204	134	13	8	1	48
	11	234	160	7	15	0	52
	12	170	109	11	16	0	34
	13	184	148	2	4	2	28



CITY COURT JUDGE  
DETAIL

LEGISLATIVE DISTRICT OR TOWN	ELECTION DISTRICT	TOTAL VOTES	CHARLES F. CRIMI, JR.	CHARLES F. CRIMI, JR.	CHARLES F. CRIMI, JR.	SCATTER	BLANK AND VOID
			DEM	WOR	IND		
<u>Leg. Dist. 27</u>							
	14	159	106	6	3	0	44
	15	183	120	5	5	0	53
	16	185	125	4	5	0	51
	17	199	137	4	5	1	52
	18	164	97	14	8	0	45
	19	222	141	6	12	2	61
	20	109	74	4	5	0	26
	21	108	80	2	2	0	24
	22	119	66	7	9	0	37
	23	124	90	6	3	1	24
	25	68	28	1	11	1	27
	26	106	59	8	12	0	27
Leg. Dist. 27		4,549	3,025	182	215	16	1,111
<u>Leg. Dist. 28</u>							
	1	125	83	5	6	0	31
	2	89	50	8	5	1	25
	3	86	56	1	8	0	21
	4	86	44	6	3	0	33
	5	97	54	6	7	0	30
	6	225	141	13	12	0	59
	7	231	134	21	10	0	66
	8	124	66	8	5	0	45
	9	122	70	15	8	0	29
	10	36	26	3	1	0	6
	11	118	83	7	7	1	20
	12	62	37	3	3	0	19
	13	82	51	6	8	0	17
	14	109	66	2	9	1	31
	15	36	17	1	3	0	15
	16	123	84	5	7	0	27
	17	22	14	0	1	0	7
	18	102	64	6	4	0	28
	20	164	94	12	10	0	48
	21	149	91	14	11	0	33
	22	54	36	2	1	0	15
Leg. Dist. 28		2,242	1,361	144	129	3	605

CITY COURT JUDGE  
DETAIL

LEGISLATIVE DISTRICT OR TOWN	ELECTION DISTRICT	TOTAL VOTES	CHARLES F. CRIMI, JR.	CHARLES F. CRIMI, JR.	CHARLES F. CRIMI, JR.	SCATTER	BLANK AND VOID
			DEM	WOR	IND		
Leg. Dist. 29							
	1/2	43	26	3	1	0	13
	3/8	38	22	1	3	0	12
	4	157	89	8	21	0	39
	5	132	75	10	5	1	41
	6	93	57	6	4	0	26
	7	120	59	15	12	1	33
	9	191	113	11	12	1	54
	10	168	110	10	7	1	40
	11	139	85	12	8	0	34
	12	146	83	9	12	0	42
	13	80	59	2	0	0	19
	14	47	30	7	2	0	8
	15	102	66	4	5	1	26
	16	43	28	5	1	0	9
	17	100	61	7	7	0	25
	18	173	82	16	22	0	53
	19	58	39	3	1	0	15
	20	181	123	15	7	0	36
	21	172	95	9	21	1	46
	22	104	68	2	2	1	31
	23	119	70	6	0	0	43
	24	178	126	6	9	0	37
	25/28	256	147	11	12	0	86
	26	48	33	1	0	0	14
Leg. Dist. 29		<u>2,888</u>	<u>1,746</u>	<u>179</u>	<u>174</u>	<u>7</u>	<u>782</u>
GRAND TOTAL:		<u><u>31,311</u></u>	<u><u>18,749</u></u>	<u><u>1,971</u></u>	<u><u>2,283</u></u>	<u><u>87</u></u>	<u><u>8,221</u></u>

MEMBER OF CITY COUNCIL  
AT LARGE  
(VOTE FOR 5)  
SUMMARY  
PART 1 OF 2

LEGISLATIVE DISTRICT OR TOWN	TOTAL VOTES	MITCH D. GRUBER	MALIK D. EVANS	JACKIE ORTIZ	WILLIE J. LIGHTFOOT	LORETTA C. SCOTT	ANDREW C. HOLLISTER	ANDREW C. HOLLISTER	ANTHONY GIORDANO	RONALD R. RING
		DEM	DEM	DEM	DEM	DEM	REP	CON	GRE	GRE
Leg. Dist. 07	2,540	161	190	196	162	170	163	47	58	36
Leg. Dist. 21	21,150	2,157	2,363	2,298	2,032	2,358	545	154	279	213
Leg. Dist. 22	11,370	1,226	1,532	1,434	1,477	1,582	124	41	60	60
Leg. Dist. 23	26,005	2,911	2,632	2,735	1,943	2,574	840	217	358	276
Leg. Dist. 24	16,080	1,767	1,545	1,652	1,163	1,568	405	96	328	200
Leg. Dist. 25	16,670	1,875	2,113	1,907	1,962	2,108	227	55	129	107
Leg. Dist. 26	14,345	1,094	1,258	1,305	1,120	1,255	801	212	196	201
Leg. Dist. 27	22,745	2,620	3,128	2,743	3,010	3,141	373	113	118	133
Leg. Dist. 28	11,210	1,011	1,258	1,172	1,219	1,263	322	104	121	99
Leg. Dist. 29	14,440	1,414	1,744	1,670	1,641	1,799	398	91	131	118
GRAND TOTAL:	<u>156,555</u>	<u>16,236</u>	<u>17,763</u>	<u>17,112</u>	<u>15,729</u>	<u>17,818</u>	<u>4,198</u>	<u>1,130</u>	<u>1,778</u>	<u>1,443</u>

MEMBER OF CITY COUNCIL  
 AT LARGE  
 (VOTE FOR 5)  
 SUMMARY  
 PART 2 OF 2

LEGISLATIVE DISTRICT OR TOWN	TOTAL VOTES	MARY LUPIEN WOR	MALIK D. EVANS WOR	JACKIE ORTIZ WOR	SHAWN P. DUNWOODY WOR	PAM DAVIS WOR	JACKIE ORTIZ IND	MATT JUDA WEP	JACKIE ORTIZ WEP	LORETTA C. SCOTT WEP	ANDREW C. HOLLISTER REF/LBT	CHRIS EDES REF	CHRIS EDES LBT	SCATTER	BLANK AND VOID
Leg. Dist. 07	2,540	75	50	57	113	111	36	52	10	28	10	24	22	2	767
Leg. Dist. 21	21,150	852	356	390	1,008	582	147	327	103	173	72	115	104	26	4,496
Leg. Dist. 22	11,370	144	69	76	243	112	32	60	24	52	15	29	22	30	2,926
Leg. Dist. 23	26,005	1,330	483	461	1,449	704	253	551	150	232	107	170	162	58	5,409
Leg. Dist. 24	16,080	1,070	372	389	972	503	155	444	110	174	73	102	111	26	2,855
Leg. Dist. 25	16,670	466	190	193	590	293	58	187	71	135	33	54	52	87	3,778
Leg. Dist. 26	14,345	315	231	250	587	534	184	210	56	106	45	133	77	33	4,142
Leg. Dist. 27	22,745	375	222	196	656	360	110	142	66	150	45	68	64	93	4,819
Leg. Dist. 28	11,210	210	144	172	344	304	80	101	28	71	26	73	37	12	3,039
Leg. Dist. 29	14,440	231	172	198	412	315	83	121	43	84	31	76	39	19	3,610
GRAND TOTAL:	156,555	5,068	2,289	2,382	6,374	3,818	1,138	2,195	661	1,205	457	844	690	386	35,841

MEMBER OF CITY COUNCIL  
 AT LARGE  
 (VOTE FOR 5)  
 DETAIL  
 PART 1 OF 2

LEGISLATIVE DISTRICT OR TOWN	ELECTION DISTRICT	TOTAL VOTES	MITCH D. GRUBER	MALIK D. EVANS	JACKIE ORTIZ	WILLIE J. LIGHTFOOT	LORETTA C. SCOTT	ANDREW C. HOLLISTER	ANDREW C. HOLLISTER	ANTHONY GIORDANO	RONALD R. RING
			DEM	DEM	DEM	DEM	DEM	REP	CON	GRE	GRE
Leg. Dist. 07											
	1/16-1	1,640	98	126	117	96	104	119	30	43	22
	2	900	63	64	79	66	66	44	17	15	14
Leg. Dist. 07		2,540	161	190	196	162	170	163	47	58	36
Leg. Dist. 21											
	1	1,370	119	114	122	89	109	58	20	26	19
	2	815	80	85	83	69	81	33	6	20	15
	3	505	45	61	47	54	60	12	10	4	3
	4	485	56	63	60	56	61	9	1	6	2
	5	645	70	63	62	52	58	18	4	15	3
	6	930	81	85	90	77	91	23	3	9	16
	7	1,635	164	184	176	152	184	53	10	25	20
	8	465	35	47	46	39	42	10	4	6	6
	9	1,000	114	103	95	68	99	22	5	22	18
	10	1,430	160	166	171	122	167	48	12	17	11
	11	725	77	97	88	99	103	8	5	5	4
	12	1,870	192	197	194	150	185	54	7	26	16
	13	580	71	65	64	47	68	6	2	7	5
	14	390	38	43	46	36	42	14	3	6	5
	15	1,160	107	145	137	128	139	29	10	14	9
	16	330	35	42	40	38	37	11	4	2	0
	17	845	95	89	87	88	100	16	7	6	3
	18	570	59	79	69	78	77	13	4	4	4
	19	345	41	47	47	53	46	5	1	2	1
	20	525	55	58	64	48	61	15	5	6	9
	21	635	71	84	84	79	90	10	3	5	6

MEMBER OF CITY COUNCIL  
 AT LARGE  
 (VOTE FOR 5)  
 DETAIL  
 PART 1 OF 2

LEGISLATIVE DISTRICT OR TOWN	ELECTION DISTRICT	TOTAL VOTES	MITCH D. GRUBER	MALIK D. EVANS	JACKIE ORTIZ	WILLIE J. LIGHTFOOT	LORETTA C. SCOTT	ANDREW C. HOLLISTER	ANDREW C. HOLLISTER	ANTHONY GIORDANO	RONALD R. RING
			DEM	DEM	DEM	DEM	DEM	REP	CON	GRE	GRE
Leg. Dist. 21											
	22	665	59	74	76	75	81	12	2	2	5
	23	675	67	81	73	71	83	13	9	6	4
	24	1,130	99	98	101	80	96	32	9	27	19
	25	630	79	96	84	94	101	9	2	3	3
	26	325	33	34	33	29	37	7	3	2	4
	27	470	55	63	59	61	60	5	3	6	3
Leg. Dist. 21		21,150	2,157	2,363	2,298	2,032	2,358	545	154	279	213
Leg. Dist. 22											
	1	790	82	102	105	95	107	13	3	3	6
	2	210	24	31	23	31	29	0	0	0	0
	3	385	31	42	51	35	42	3	1	3	2
	4	200	19	26	25	24	25	0	0	1	1
	5	355	49	56	51	55	55	3	0	0	1
	6	515	59	74	69	77	85	3	1	4	0
	7	215	21	30	24	29	28	0	0	0	0
	8	535	58	73	72	72	82	7	3	4	4
	9	295	42	49	45	46	51	2	0	0	1
	10	380	50	62	54	63	65	3	0	0	1
	11	735	80	103	101	103	108	5	2	11	5
	12	435	43	56	55	63	56	3	3	1	3
	13	225	23	34	29	29	30	1	0	0	1
	14	455	45	53	56	58	64	9	2	3	3
	15	460	47	62	54	60	69	4	1	1	2
	16	210	28	33	30	34	33	0	0	0	1
	17	245	29	38	31	37	40	3	0	0	0

MEMBER OF CITY COUNCIL  
AT LARGE  
(VOTE FOR 5)  
DETAIL  
PART 1 OF 2

LEGISLATIVE DISTRICT OR TOWN	ELECTION DISTRICT	TOTAL VOTES	MITCH D. GRUBER	MALIK D. EVANS	JACKIE ORTIZ	WILLIE J. LIGHTFOOT	LORETTA C. SCOTT	ANDREW C. HOLLISTER	ANDREW C. HOLLISTER	ANTHONY GIORDANO	RONALD R. RING
			DEM	DEM	DEM	DEM	DEM	REP	CON	GRE	GRE
Leg. Dist. 22											
	18	255	26	33	35	33	32	2	1	1	1
	19	235	23	29	31	32	32	4	0	1	1
	20	500	54	80	67	73	85	4	1	1	0
	21	300	29	35	37	42	32	2	2	0	2
	22	500	52	80	66	76	76	2	4	2	0
	23	335	40	51	49	50	49	2	0	0	1
	24	210	21	24	23	26	29	4	3	1	0
	25	1,420	136	153	143	135	151	34	10	10	18
	26	405	53	44	45	22	41	9	1	7	2
	27	565	62	79	63	77	86	2	3	6	4
Leg. Dist. 22		11,370	1,226	1,532	1,434	1,477	1,582	124	41	60	60
Leg. Dist. 23											
	1	400	50	43	47	35	40	15	3	2	1
	2	695	72	69	75	54	73	16	4	15	9
	3	570	49	50	49	39	58	9	5	13	8
	4	1,310	156	127	150	90	134	27	12	16	11
	5	455	56	44	44	38	45	10	2	7	7
	6	445	57	57	49	38	46	14	2	5	7
	7	895	101	83	91	57	86	19	3	18	17
	8	765	81	66	84	44	80	24	3	11	9
	9	665	77	67	70	48	63	15	3	5	8
	10	675	89	81	90	56	78	24	5	7	8
	11	915	114	86	101	65	87	25	3	12	6
	12	1,150	137	130	146	96	129	41	11	10	5
	13	875	101	94	86	57	85	44	8	7	5

MEMBER OF CITY COUNCIL  
AT LARGE  
(VOTE FOR 5)  
DETAIL  
PART 1 OF 2

LEGISLATIVE DISTRICT OR TOWN	ELECTION DISTRICT	TOTAL VOTES	MITCH D. GRUBER	MALIK D. EVANS	JACKIE ORTIZ	WILLIE J. LIGHTFOOT	LORETTA C. SCOTT	ANDREW C. HOLLISTER	ANDREW C. HOLLISTER	ANTHONY GIORDANO	RONALD R. RING
			DEM	DEM	DEM	DEM	DEM	REP	CON	GRE	GRE
Leg. Dist. 23											
	14	655	83	70	73	57	73	12	3	6	8
	15/29	565	62	51	56	42	53	20	5	11	2
	16	505	59	57	61	39	46	15	7	5	3
	17	1,380	130	129	132	124	128	48	12	28	23
	18	1,975	214	195	200	145	184	74	25	25	31
	19	1,290	134	125	133	109	118	51	10	16	10
	20	1,190	153	130	129	81	116	30	7	13	10
	21	1,040	128	96	108	65	104	33	9	8	5
	22	925	111	88	97	68	96	36	5	9	12
	23	575	63	61	60	48	57	10	5	10	9
	24	920	88	88	87	74	85	35	7	20	14
	25	1,580	174	174	160	129	155	52	23	22	13
	26	1,920	193	202	198	124	189	85	20	33	19
	27	810	80	75	68	53	75	30	9	12	6
	28	860	99	94	91	68	91	26	6	12	10
Leg. Dist. 23		26,005	2,911	2,632	2,735	1,943	2,574	840	217	358	276
Leg. Dist. 24											
	1	1,470	184	135	153	89	155	26	4	32	13
	2/23	1,100	145	117	119	65	111	24	3	25	14
	3/22	900	96	69	87	49	74	24	11	19	7
	4	1,280	133	110	125	88	118	31	5	30	24
	5/24	1,070	127	104	112	71	103	39	5	19	9
	6	705	81	69	76	53	73	12	7	19	11
	7/19	650	62	67	67	62	73	26	3	7	4
	8	720	81	69	71	51	68	19	7	21	12



MEMBER OF CITY COUNCIL  
AT LARGE  
(VOTE FOR 5)  
DETAIL  
PART 1 OF 2

LEGISLATIVE DISTRICT OR TOWN	ELECTION DISTRICT	TOTAL VOTES	MITCH D. GRUBER	MALIK D. EVANS	JACKIE ORTIZ	WILLIE J. LIGHTFOOT	LORETTA C. SCOTT	ANDREW C. HOLLISTER	ANDREW C. HOLLISTER	ANTHONY GIORDANO	RONALD R. RING
			DEM	DEM	DEM	DEM	DEM	REP	CON	GRE	GRE
Leg. Dist. 24											
	9	665	69	67	58	55	62	23	14	10	11
	10	1,310	154	144	138	84	123	22	6	16	15
	11/12	365	28	43	34	41	42	10	2	2	2
	13	1,050	120	107	119	71	106	28	3	28	12
	14	1,145	128	102	108	77	101	27	4	24	15
	15	1,120	102	98	114	94	108	20	11	37	20
	16	885	90	89	91	65	82	28	3	14	11
	17	395	31	36	40	35	37	19	1	7	5
	18	865	94	80	93	80	94	23	5	11	11
	20/21	385	42	39	47	33	38	4	2	7	4
Leg. Dist. 24		16,080	1,767	1,545	1,652	1,163	1,568	405	96	328	200
Leg. Dist. 25											
	1	1,185	141	138	138	107	139	29	4	13	8
	2	795	76	107	91	102	105	5	2	6	3
	3	1,065	104	134	102	147	138	8	5	3	1
	4/24	610	47	48	50	39	53	22	4	14	10
	5	680	90	110	96	112	109	4	0	0	2
	6	595	65	60	62	41	63	11	4	8	11
	7	915	107	136	101	151	130	3	0	1	0
	8	885	121	148	122	149	148	4	2	0	2
	9	360	50	62	51	63	61	1	0	1	0
	10	875	107	104	98	84	105	10	2	6	6
	11	380	60	64	59	61	62	0	1	0	0
	12/28	905	107	84	94	67	87	14	3	12	10
	13	665	76	95	78	95	92	4	1	6	1

MEMBER OF CITY COUNCIL  
 AT LARGE  
 (VOTE FOR 5)  
 DETAIL  
 PART 1 OF 2

LEGISLATIVE DISTRICT OR TOWN	ELECTION DISTRICT	TOTAL VOTES	MITCH D. GRUBER	MALIK D. EVANS	JACKIE ORTIZ	WILLIE J. LIGHTFOOT	LORETTA C. SCOTT	ANDREW C. HOLLISTER	ANDREW C. HOLLISTER	ANTHONY GIORDANO	RONALD R. RING
			DEM	DEM	DEM	DEM	DEM	REP	CON	GRE	GRE
Leg. Dist. 25											
	14	395	44	40	38	31	35	9	3	9	7
	15	545	65	84	73	87	83	3	0	0	1
	16	510	47	68	56	68	73	6	2	2	3
	17	455	57	74	64	74	77	1	0	0	0
	18	880	88	116	97	107	112	8	3	6	6
	19	265	30	25	28	19	23	8	2	3	4
	20	255	23	28	28	24	31	11	1	2	3
	21/28-19	465	45	60	54	49	63	5	0	2	1
	22	625	81	74	73	65	76	9	3	8	6
	23	100	10	8	11	8	10	4	1	1	1
	25	1,155	112	128	129	127	130	24	8	5	7
	26/27	370	33	33	34	31	30	11	1	6	4
	29/30	735	89	85	80	54	73	13	3	15	10
Leg. Dist. 25		16,670	1,875	2,113	1,907	1,962	2,108	227	55	129	107
Leg. Dist. 26											
	1	1,605	109	128	136	104	127	94	28	27	18
	2	595	45	45	52	41	48	32	14	13	8
	3	405	31	40	40	41	37	25	2	4	5
	4	925	51	64	75	55	59	71	17	10	20
	5	715	59	72	70	64	76	30	13	7	9
	6	590	63	69	68	66	69	19	3	3	3
	7	725	48	64	61	65	71	32	9	7	11
	8	740	65	85	72	80	87	23	2	9	10
	9	905	90	96	96	84	100	38	10	6	8
	10	840	89	99	92	83	98	35	7	10	4

MEMBER OF CITY COUNCIL  
AT LARGE  
(VOTE FOR 5)  
DETAIL  
PART 1 OF 2

LEGISLATIVE DISTRICT OR TOWN	ELECTION DISTRICT	TOTAL VOTES	MITCH D. GRUBER	MALIK D. EVANS	JACKIE ORTIZ	WILLIE J. LIGHTFOOT	LORETTA C. SCOTT	ANDREW C. HOLLISTER	ANDREW C. HOLLISTER	ANTHONY GIORDANO	RONALD R. RING
			DEM	DEM	DEM	DEM	DEM	REP	CON	GRE	GRE
Leg. Dist. 26											
	11	845	63	79	77	62	75	45	10	10	19
	12	830	48	59	63	55	60	57	16	24	17
	13	1,100	85	82	97	72	83	67	30	13	10
	14	1,065	72	78	92	66	74	64	24	22	27
	15	755	66	70	77	63	78	35	5	8	8
	16	945	64	68	76	60	63	73	13	11	15
	17	760	46	60	61	59	50	61	9	12	9
Leg. Dist. 26		14,345	1,094	1,258	1,305	1,120	1,255	801	212	196	201
Leg. Dist. 27											
	1	1,075	123	139	129	131	141	26	13	9	11
	2	1,155	148	157	139	158	168	17	10	8	13
	3	875	95	106	96	93	104	20	6	5	6
	4	1,260	145	167	141	152	167	19	6	8	11
	5	1,080	143	157	139	149	159	11	2	1	3
	6	895	102	136	105	127	130	13	2	3	2
	7	910	101	112	99	102	114	17	7	7	9
	8	1,590	177	226	203	237	231	15	3	9	5
	9	1,215	162	164	157	155	175	12	1	6	3
	10	1,020	123	125	119	109	119	28	5	8	9
	11	1,170	127	160	139	152	161	22	7	7	8
	12	850	110	116	106	117	121	9	6	10	8
	13	920	122	154	133	142	148	8	1	2	2
	14	795	95	115	98	111	120	8	4	1	3
	15	915	110	138	106	142	148	4	2	2	4
	16	925	121	133	130	137	144	7	6	3	4

MEMBER OF CITY COUNCIL  
AT LARGE  
(VOTE FOR 5)  
DETAIL  
PART 1 OF 2

LEGISLATIVE DISTRICT OR TOWN	ELECTION DISTRICT	TOTAL VOTES	MITCH D. GRUBER	MALIK D. EVANS	JACKIE ORTIZ	WILLIE J. LIGHTFOOT	LORETTA C. SCOTT	ANDREW C. HOLLISTER	ANDREW C. HOLLISTER	ANTHONY GIORDANO	RONALD R. RING
			DEM	DEM	DEM	DEM	DEM	REP	CON	GRE	GRE
Leg. Dist. 27											
	17	995	101	143	121	132	131	23	4	4	5
	18	820	78	99	97	94	87	36	6	9	10
	19	1,110	119	160	140	163	167	9	5	1	2
	20	545	55	82	65	80	84	5	3	1	0
	21	540	64	85	72	77	76	5	4	2	6
	22	595	55	69	60	69	70	16	2	3	2
	23	620	77	95	80	94	96	2	0	1	2
	25	340	19	33	25	32	30	15	4	4	2
	26	530	48	57	44	55	50	26	4	4	3
Leg. Dist. 27		22,745	2,620	3,128	2,743	3,010	3,141	373	113	118	133
Leg. Dist. 28											
	1	625	58	78	74	82	78	16	7	2	2
	2	445	46	52	44	56	52	14	6	2	5
	3	430	40	55	49	58	52	8	4	2	5
	4	430	25	41	34	46	48	18	4	5	4
	5	485	37	48	46	50	49	20	4	3	5
	6	1,125	123	131	124	107	135	35	13	15	9
	7	1,155	98	136	126	138	138	40	9	9	6
	8	620	44	61	61	63	70	7	3	9	7
	9	610	54	65	59	51	60	18	7	13	10
	10	180	19	21	19	24	22	4	0	0	0
	11	590	51	69	65	69	67	17	5	7	7
	12	310	29	35	33	31	35	4	3	1	2
	13	410	41	47	35	44	44	10	1	5	3
	14	545	52	61	60	57	63	13	6	7	5

MEMBER OF CITY COUNCIL  
AT LARGE  
(VOTE FOR 5)  
DETAIL  
PART 1 OF 2

LEGISLATIVE DISTRICT OR TOWN	ELECTION DISTRICT	TOTAL VOTES	MITCH D. GRUBER	MALIK D. EVANS	JACKIE ORTIZ	WILLIE J. LIGHTFOOT	LORETTA C. SCOTT	ANDREW C. HOLLISTER	ANDREW C. HOLLISTER	ANTHONY GIORDANO	RONALD R. RING
			DEM	DEM	DEM	DEM	DEM	REP	CON	GRE	GRE
Leg. Dist. 28											
	15	180	13	21	14	25	22	4	2	2	1
	16	615	62	74	74	73	71	16	5	8	3
	17	110	10	12	10	13	12	1	2	1	0
	18	510	44	58	53	55	57	13	3	9	5
	20	820	61	89	80	72	79	37	12	12	10
	21	745	77	77	83	75	84	21	8	7	6
	22	270	27	27	29	30	25	6	0	2	4
Leg. Dist. 28		11,210	1,011	1,258	1,172	1,219	1,263	322	104	121	99
Leg. Dist. 29											
	1/2	215	16	24	22	25	23	5	4	3	2
	3/8	190	21	25	24	23	27	6	1	1	3
	4	785	69	84	84	79	89	33	7	13	12
	5	660	60	72	73	78	84	20	4	4	4
	6	465	45	48	55	48	52	13	2	4	2
	7	600	49	55	56	43	54	26	11	8	11
	9	955	99	107	107	100	112	26	4	8	4
	10	840	88	120	108	112	123	16	4	4	7
	11	695	67	82	81	72	81	20	8	8	6
	12	730	66	100	83	86	92	17	5	5	9
	13	400	49	60	56	58	61	6	0	3	1
	14	235	25	33	23	29	30	4	1	2	2
	15	510	51	66	65	66	68	11	1	2	3
	16	215	21	26	27	30	29	5	1	4	2
	17	500	45	50	58	43	56	27	3	3	2
	18	865	71	81	82	68	69	47	7	14	12

MEMBER OF CITY COUNCIL  
AT LARGE  
(VOTE FOR 5)  
DETAIL  
PART 1 OF 2

LEGISLATIVE DISTRICT OR TOWN	ELECTION DISTRICT	TOTAL VOTES	MITCH D. GRUBER	MALIK D. EVANS	JACKIE ORTIZ	WILLIE J. LIGHTFOOT	LORETTA C. SCOTT	ANDREW C. HOLLISTER	ANDREW C. HOLLISTER	ANTHONY GIORDANO	RONALD R. RING
			DEM	DEM	DEM	DEM	DEM	REP	CON	GRE	GRE
Leg. Dist. 29	19	290	29	38	38	37	38	6	0	1	2
	20	905	99	125	109	117	130	13	4	9	6
	21	860	72	92	92	82	94	30	9	13	14
	22	520	54	65	64	71	75	4	1	4	1
	23	595	57	67	70	63	74	16	2	3	4
	24	890	111	132	122	133	137	12	6	7	4
	25/28	1,280	125	160	142	147	164	31	6	7	5
	26	240	25	32	29	31	37	4	0	1	0
Leg. Dist. 29		<u>14,440</u>	<u>1,414</u>	<u>1,744</u>	<u>1,670</u>	<u>1,641</u>	<u>1,799</u>	<u>398</u>	<u>91</u>	<u>131</u>	<u>118</u>
GRAND TOTAL:		<u><u>156,555</u></u>	<u><u>16,236</u></u>	<u><u>17,763</u></u>	<u><u>17,112</u></u>	<u><u>15,729</u></u>	<u><u>17,818</u></u>	<u><u>4,198</u></u>	<u><u>1,130</u></u>	<u><u>1,778</u></u>	<u><u>1,443</u></u>

MEMBER OF CITY COUNCIL  
AT LARGE  
(VOTE FOR 5)  
DETAIL  
PART 2 OF 2

LEGISLATIVE DISTRICT OR TOWN	ELECTION DISTRICT	TOTAL VOTES	MARY LUPIEN	MALIK D EVANS	JACKIE ORTIZ	SHAWN P. DUNWOODY	PAM DAVIS	JACKIE ORTIZ	MATT JUDA	JACKIE ORTIZ	LORETTA C. SCOTT	ANDREW C. HOLLISTER	CHRIS EDES	CHRIS EDES	SCATTER	BLANK AND VOID
			WOR	WOR	WOR	WOR	WOR	IND	WEP	WEP	WEP	REF/LBT	REF	LBT		
Leg. Dist. 07	1/16-1	1,640	51	30	33	72	70	26	32	6	17	6	19	14	2	507
	2	900	24	20	24	41	41	10	20	4	11	4	5	8	0	260
Leg. Dist. 07		2,540	75	50	57	113	111	36	52	10	28	10	24	22	2	767
Leg. Dist. 21	1	1,370	80	29	39	80	52	14	22	7	13	11	9	16	2	320
	2	815	41	16	15	52	36	12	17	8	11	2	11	2	4	116
	3	505	7	4	3	12	8	5	4	1	2	0	1	2	0	160
	4	485	12	6	7	17	9	0	6	3	3	0	2	3	1	102
	5	645	47	14	15	40	22	2	19	4	10	3	3	5	2	114
	6	930	47	20	22	58	40	4	16	4	9	2	6	3	0	224
	7	1,635	54	30	31	82	41	10	25	5	8	4	9	4	3	361
	8	465	34	13	16	25	18	6	11	6	7	1	3	2	1	87
	9	1,000	49	25	32	66	38	5	25	6	14	4	7	5	0	178
	10	1,430	49	17	17	55	19	10	15	6	12	4	4	4	2	342
	11	725	10	11	5	11	12	3	5	4	2	2	0	1	0	173
	12	1,870	96	36	39	119	58	19	45	11	17	13	14	9	0	373
	13	580	38	13	16	50	18	3	19	1	5	2	4	4	1	71
	14	390	13	7	9	23	12	2	5	2	1	1	0	5	0	77
	15	1,160	40	14	16	48	30	7	16	1	6	2	3	2	1	256
	16	330	3	5	6	8	6	2	1	0	1	0	1	1	0	87
	17	845	43	16	15	37	22	3	14	5	5	2	10	8	2	172
	18	570	5	4	4	10	8	5	4	1	1	1	2	2	0	136
	19	345	6	0	2	4	6	1	1	1	1	0	0	1	1	78
	20	525	16	9	11	30	19	2	7	1	0	1	3	4	4	97
	21	635	16	4	7	23	10	2	5	2	5	1	2	2	1	123

MEMBER OF CITY COUNCIL  
AT LARGE  
(VOTE FOR 5)  
DETAIL  
PART 2 OF 2

LEGISLATIVE DISTRICT OR TOWN	ELECTION DISTRICT	TOTAL VOTES	MARY LUPIEN	MALIK D EVANS	JACKIE ORTIZ	SHAWN P. DUNWOODY	PAM DAVIS	JACKIE ORTIZ	MATT JUDA	JACKIE ORTIZ	LORETTA C. SCOTT	ANDREW C. HOLLISTER	CHRIS EDES	CHRIS EDES	SCATTER	BLANK AND VOID
			WOR	WOR	WOR	WOR	WOR	IND	WEP	WEP	WEP	REF/LBT	REF	LBT		
Leg. Dist. 21																
	22	665	14	10	6	18	16	5	2	2	4	2	4	3	0	193
	23	675	25	11	17	28	19	4	8	2	4	0	1	3	0	146
	24	1,130	71	26	20	73	40	11	27	14	19	12	12	10	1	233
	25	630	9	4	9	7	6	4	3	2	5	0	2	1	0	107
	26	325	16	7	6	17	8	4	1	2	5	0	0	2	0	75
	27	470	11	5	5	15	9	2	4	2	3	2	2	0	0	95
		21,150	852	356	390	1,008	582	147	327	103	173	72	115	104	26	4,496
Leg. Dist. 21																
Leg. Dist. 22																
	1	790	4	4	3	19	10	0	1	0	1	0	2	0	0	230
	2	210	1	1	2	1	0	0	0	0	0	0	0	0	0	67
	3	385	4	2	1	5	1	2	2	0	2	0	1	0	1	154
	4	200	1	1	4	3	2	0	1	0	1	0	0	1	0	65
	5	355	3	2	0	4	2	2	1	1	1	1	1	2	1	64
	6	515	5	1	1	7	3	2	2	0	3	1	0	1	0	117
	7	215	0	0	0	0	0	0	0	0	0	0	0	0	0	83
	8	535	3	6	7	14	5	1	1	0	2	0	3	1	0	117
	9	295	2	1	4	3	2	0	0	0	1	0	1	0	0	45
	10	380	1	1	1	3	0	1	1	0	0	0	0	0	0	74
	11	735	12	4	2	15	7	2	8	3	4	1	3	0	2	154
	12	435	5	2	1	5	5	0	2	2	4	0	0	0	0	126
	13	225	1	0	0	2	1	0	0	0	3	1	0	0	1	69
	14	455	2	2	5	8	4	1	0	2	6	1	1	0	1	129
	15	460	5	5	4	12	6	1	1	1	0	2	2	2	0	119
	16	210	3	1	2	4	1	1	0	1	2	0	0	0	1	35
	17	245	0	1	1	2	0	1	1	0	1	0	0	0	1	59



MEMBER OF CITY COUNCIL  
AT LARGE  
(VOTE FOR 5)  
DETAIL  
PART 2 OF 2

LEGISLATIVE DISTRICT OR TOWN	ELECTION DISTRICT	TOTAL VOTES	MARY LUPIEN	MALIK D EVANS	JACKIE ORTIZ	SHAWN P. DUNWOODY	PAM DAVIS	JACKIE ORTIZ	MATT JUDA	JACKIE ORTIZ	LORETTA C. SCOTT	ANDREW C. HOLLISTER	CHRIS EDES	CHRIS EDES	SCATTER	BLANK AND VOID
			WOR	WOR	WOR	WOR	WOR	IND	WEP	WEP	WEP	REF/LBT	REF	LBT		
Leg. Dist. 22																
	18	255	0	0	1	2	2	1	1	0	1	0	0	0	0	83
	19	235	1	2	1	4	1	0	1	0	1	2	3	1	1	64
	20	500	4	1	0	11	4	0	3	1	2	0	2	0	0	107
	21	300	3	0	3	4	1	1	3	2	2	0	1	2	0	97
	22	500	4	1	4	6	4	1	2	1	0	1	1	1	2	114
	23	335	0	1	0	3	1	1	1	0	0	0	0	0	0	86
	24	210	6	1	3	5	3	0	2	1	0	0	2	1	1	54
	25	1,420	41	17	14	55	30	10	16	6	10	4	3	7	17	400
	26	405	29	6	5	34	12	2	9	2	4	0	2	1	1	74
	27	565	4	6	7	12	5	2	1	1	1	1	1	2	0	140
Leg. Dist. 22		11,370	144	69	76	243	112	32	60	24	52	15	29	22	30	2,926
Leg. Dist. 23																
	1	400	26	6	4	20	14	2	7	1	4	0	4	2	1	73
	2	695	38	9	9	39	18	8	19	3	9	3	2	4	0	147
	3	570	41	22	17	43	17	6	14	7	5	1	3	3	0	111
	4	1,310	66	19	20	74	26	10	36	6	11	3	5	11	4	296
	5	455	25	9	12	20	13	10	13	5	7	2	1	5	4	76
	6	445	23	4	8	22	12	5	11	2	2	3	4	2	0	72
	7	895	67	26	22	54	29	6	31	6	11	3	4	5	3	153
	8	765	60	22	14	55	22	8	23	8	8	0	3	4	0	136
	9	665	39	10	13	34	13	3	14	3	7	1	3	1	2	166
	10	675	41	14	11	34	20	3	11	3	2	3	4	2	1	88
	11	915	71	17	21	57	25	12	24	6	7	3	8	7	1	157
	12	1,150	53	18	19	48	26	13	18	3	9	2	5	6	0	225
	13	875	37	15	15	45	19	7	19	2	9	3	7	2	0	208

MEMBER OF CITY COUNCIL  
 AT LARGE  
 (VOTE FOR 5)  
 DETAIL  
 PART 2 OF 2

LEGISLATIVE DISTRICT OR TOWN	ELECTION DISTRICT	TOTAL VOTES	MARY LUPIEN	MALIK D EVANS	JACKIE ORTIZ	SHAWN P. DUNWOODY	PAM DAVIS	JACKIE ORTIZ	MATT JUDA	JACKIE ORTIZ	LORETTA C. SCOTT	ANDREW C. HOLLISTER	CHRIS EDES	CHRIS EDES	SCATTER	BLANK AND VOID
			WOR	WOR	WOR	WOR	WOR	IND	WEP	WEP	WEP	REF/LBT	REF	LBT		
Leg. Dist. 23																
	14	655	35	9	17	38	17	3	17	6	11	3	4	3	1	106
	15/29	565	26	13	9	38	17	3	11	7	6	2	2	4	4	121
	16	505	19	3	4	29	18	6	8	1	4	4	6	6	0	105
	17	1,380	57	30	30	77	51	16	14	6	10	3	13	11	3	305
	18	1,975	83	31	29	99	57	25	37	8	21	12	12	13	0	455
	19	1,290	48	26	20	62	37	6	32	7	11	4	16	6	5	304
	20	1,190	89	28	22	84	27	16	19	5	7	8	4	9	4	199
	21	1,040	55	22	19	57	23	9	18	5	6	2	6	7	2	253
	22	925	40	20	15	44	10	12	18	3	4	4	5	5	6	217
	23	575	28	10	7	33	20	5	15	7	9	3	7	4	5	99
	24	920	34	17	18	47	28	14	10	2	7	3	8	6	2	226
	25	1,580	60	26	25	90	39	16	29	10	14	11	5	11	5	337
	26	1,920	80	32	35	115	62	16	43	13	16	11	18	11	0	405
	27	810	37	5	9	39	22	5	16	7	7	6	6	4	0	239
	28	860	52	20	17	52	22	8	24	8	8	4	5	8	5	130
Leg. Dist. 23		26,005	1,330	483	461	1,449	704	253	551	150	232	107	170	162	58	5,409
Leg. Dist. 24																
	1	1,470	118	35	38	98	42	15	56	10	18	3	3	8	3	232
	2/23	1,100	89	19	24	88	27	10	37	4	8	3	3	4	0	161
	3/22	900	74	23	23	69	30	6	32	9	11	4	5	4	0	174
	4	1,280	74	35	34	92	52	12	31	12	16	5	9	11	0	233
	5/24	1,070	66	14	21	58	34	11	29	5	7	7	16	7	3	203
	6	705	44	17	13	34	16	6	19	5	12	5	2	5	2	124
	7/19	650	17	14	11	27	23	6	11	4	3	6	4	4	2	147
	8	720	50	14	16	34	17	8	16	5	11	8	11	11	0	120

MEMBER OF CITY COUNCIL  
AT LARGE  
(VOTE FOR 5)  
DETAIL  
PART 2 OF 2

LEGISLATIVE DISTRICT OR TOWN	ELECTION DISTRICT	TOTAL VOTES	MARY LUPIEN	MALIK D EVANS	JACKIE ORTIZ	SHAWN P. DUNWOODY	PAM DAVIS	JACKIE ORTIZ	MATT JUDA	JACKIE ORTIZ	LORETTA C. SCOTT	ANDREW C. HOLLISTER	CHRIS EDES	CHRIS EDES	SCATTER	BLANK AND VOID
			WOR	WOR	WOR	WOR	WOR	IND	WEP	WEP	WEP	REF/LBT	REF	LBT		
Leg. Dist. 24	9	665	29	13	14	22	24	6	18	1	5	3	8	6	6	141
	10	1,310	119	35	43	95	40	10	38	10	16	4	6	10	0	182
	11/12	365	12	7	6	10	12	4	3	1	0	1	1	2	1	101
	13	1,050	82	25	23	75	39	12	27	9	14	4	6	8	0	132
	14	1,145	97	35	37	84	44	9	32	7	12	8	8	10	1	175
	15	1,120	50	25	26	46	37	13	18	5	16	5	3	2	3	267
	16	885	58	25	25	42	23	7	30	5	11	0	5	6	1	174
	17	395	5	2	4	12	7	4	8	4	2	0	2	4	1	129
	18	865	52	25	23	56	26	12	26	8	4	5	7	5	0	125
	20/21	385	34	9	8	30	10	4	13	6	8	2	3	4	3	35
Leg. Dist. 24		16,080	1,070	372	389	972	503	155	444	110	174	73	102	111	26	2,855
Leg. Dist. 25	1	1,185	45	14	11	66	24	3	20	10	10	3	6	7	13	236
	2	795	20	6	4	23	9	0	5	0	3	2	1	1	1	223
	3	1,065	7	8	8	18	12	2	4	6	10	0	1	1	8	338
	4/24	610	13	11	13	30	12	5	9	2	9	3	4	1	6	205
	5	680	4	2	1	11	5	4	3	2	6	0	2	0	1	116
	6	595	48	13	16	37	21	7	17	3	12	0	5	2	1	88
	7	915	1	4	2	6	3	0	2	0	2	0	0	1	1	264
	8	885	3	3	2	9	9	2	1	3	2	0	0	1	3	151
	9	360	1	2	1	4	1	0	0	1	2	0	0	0	0	59
	10	875	25	7	7	36	10	4	16	5	7	1	3	5	5	222
	11	380	1	2	0	5	4	1	0	0	3	0	0	0	3	54
	12/28	905	68	25	33	75	31	4	19	4	13	6	10	7	3	129
	13	665	13	4	6	16	4	2	2	1	8	1	2	3	0	155

MEMBER OF CITY COUNCIL  
AT LARGE  
(VOTE FOR 5)  
DETAIL  
PART 2 OF 2

LEGISLATIVE DISTRICT OR TOWN	ELECTION DISTRICT	TOTAL VOTES	MARY LUPIEN	MALIK D EVANS	JACKIE ORTIZ	SHAWN P. DUNWOODY	PAM DAVIS	JACKIE ORTIZ	MATT JUDA	JACKIE ORTIZ	LORETTA C. SCOTT	ANDREW C. HOLLISTER	CHRIS EDES	CHRIS EDES	SCATTER	BLANK AND VOID	
			WOR	WOR	WOR	WOR	WOR	IND	WEP	WEP	WEP	REF/LBT	REF	LBT			
Leg. Dist. 25																	
	14	395	28	8	8	22	8	4	7	3	3	2	2	1	1	82	
	15	545	6	2	5	10	6	0	2	0	2	0	0	0	2	114	
	16	510	4	4	4	13	10	0	1	2	1	0	3	2	1	140	
	17	455	2	1	1	12	3	1	0	0	1	0	0	0	1	86	
	18	880	12	6	5	19	14	3	10	5	5	3	2	2	8	243	
	19	265	20	7	5	19	8	2	6	2	3	1	2	0	0	48	
	20	255	7	1	2	16	9	1	2	2	1	1	3	2	5	52	
	21/28-19	465	4	4	3	10	6	0	7	4	6	0	1	2	5	134	
	22	625	23	9	9	26	12	2	14	5	9	3	2	2	14	100	
	23	100	7	1	2	5	4	0	1	0	1	0	0	2	0	23	
	25	1,155	30	20	21	28	24	4	18	2	7	1	3	2	3	322	
	26/27	370	19	16	4	20	16	5	6	5	3	1	1	1	0	90	
	29/30	735	55	10	20	54	28	2	15	4	6	5	1	7	2	104	
Leg. Dist. 25			16,670	466	190	193	590	293	58	187	71	135	33	54	52	87	3,778
Leg. Dist. 26																	
	1	1,605	44	31	44	82	72	21	22	4	10	1	17	8	0	478	
	2	595	11	8	9	24	25	10	13	4	1	4	12	3	1	172	
	3	405	7	10	4	15	17	6	4	2	4	0	4	2	1	104	
	4	925	24	12	17	42	45	16	13	4	6	3	8	13	0	300	
	5	715	9	12	7	30	22	6	6	2	5	3	5	4	6	198	
	6	590	10	11	3	19	15	8	6	1	3	3	1	2	1	144	
	7	725	7	11	14	22	23	11	9	1	5	5	5	1	0	243	
	8	740	8	5	8	13	11	6	6	2	7	1	1	5	3	231	
	9	905	16	15	14	32	27	9	12	6	9	5	5	5	0	222	
	10	840	13	11	14	26	20	8	11	1	8	0	5	3	4	199	

MEMBER OF CITY COUNCIL  
AT LARGE  
(VOTE FOR 5)  
DETAIL  
PART 2 OF 2

LEGISLATIVE DISTRICT OR TOWN	ELECTION DISTRICT	TOTAL VOTES	MARY LUPIEN	MALIK D EVANS	JACKIE ORTIZ	SHAWN P. DUNWOODY	PAM DAVIS	JACKIE ORTIZ	MATT JUDA	JACKIE ORTIZ	LORETTA C. SCOTT	ANDREW C. HOLLISTER	CHRIS EDES	CHRIS EDES	SCATTER	BLANK AND VOID	
			WOR	WOR	WOR	WOR	WOR	IND	WEP	WEP	WEP	REF/LBT	REF	LBT			
Leg. Dist. 26																	
	11	845	23	13	15	39	34	5	14	5	7	0	3	1	1	245	
	12	830	26	9	14	37	32	14	15	1	6	5	8	2	1	261	
	13	1,100	28	20	24	46	43	11	17	4	6	2	14	7	0	339	
	14	1,065	31	18	22	57	49	15	19	5	11	2	17	5	6	289	
	15	755	20	18	12	33	24	9	8	3	4	5	5	5	1	198	
	16	945	22	15	19	45	41	19	21	3	7	3	13	6	4	284	
	17	760	16	12	10	25	34	10	14	8	7	3	10	5	4	235	
Leg. Dist. 26			14,345	315	231	250	587	534	184	210	56	106	45	133	77	33	4,142
Leg. Dist. 27																	
	1	1,075	16	8	12	28	14	7	7	3	7	5	2	10	14	220	
	2	1,155	11	16	12	31	23	11	4	5	11	4	7	1	4	197	
	3	875	21	11	11	32	22	8	10	3	6	3	4	6	0	207	
	4	1,260	35	13	13	50	28	6	11	2	11	1	6	7	7	254	
	5	1,080	24	17	14	34	13	1	4	4	10	0	2	0	2	191	
	6	895	11	6	3	18	10	3	2	1	4	2	3	1	8	203	
	7	910	14	14	14	28	16	6	10	4	8	3	2	4	3	216	
	8	1,590	13	9	4	23	11	4	5	4	7	2	5	6	10	381	
	9	1,215	32	12	12	48	16	4	12	5	9	0	4	3	11	212	
	10	1,020	32	10	8	36	18	4	8	5	10	2	2	6	5	229	
	11	1,170	15	10	8	33	17	5	6	2	11	3	1	2	0	274	
	12	850	12	8	7	23	12	3	5	2	6	4	2	4	8	151	
	13	920	14	2	6	20	7	1	3	2	3	0	1	0	2	147	
	14	795	7	5	6	19	12	3	3	1	1	1	0	1	1	180	
	15	915	16	5	3	24	7	2	8	3	7	0	2	0	3	179	
	16	925	15	4	5	25	11	4	6	0	4	2	0	1	1	162	

MEMBER OF CITY COUNCIL  
AT LARGE  
(VOTE FOR 5)  
DETAIL  
PART 2 OF 2

LEGISLATIVE DISTRICT OR TOWN	ELECTION DISTRICT	TOTAL VOTES	MARY LUPIEN	MALIK D EVANS	JACKIE ORTIZ	SHAWN P. DUNWOODY	PAM DAVIS	JACKIE ORTIZ	MATT JUDA	JACKIE ORTIZ	LORETTA C. SCOTT	ANDREW C. HOLLISTER	CHRIS EDES	CHRIS EDES	SCATTER	BLANK AND VOID	
			WOR	WOR	WOR	WOR	WOR	IND	WEP	WEP	WEP	REF/LBT	REF	LBT			
Leg. Dist. 27																	
	17	995	13	10	5	23	17	3	7	0	4	1	6	1	2	239	
	18	820	11	14	14	37	33	6	5	4	5	1	8	1	1	164	
	19	1,110	15	11	8	24	13	5	5	4	8	1	2	1	1	246	
	20	545	5	5	1	16	2	3	6	4	3	0	0	1	2	122	
	21	540	13	4	2	15	13	1	0	1	3	0	0	1	0	96	
	22	595	7	9	8	16	11	6	5	2	4	5	1	3	2	170	
	23	620	11	8	8	19	6	2	5	2	2	2	2	0	2	104	
	25	340	5	2	3	11	11	6	1	0	2	3	1	2	4	125	
	26	530	7	9	9	23	17	6	4	3	4	0	5	2	0	150	
Leg. Dist. 27			22,745	375	222	196	656	360	110	142	66	150	45	68	64	93	4,819
Leg. Dist. 28																	
	1	625	11	10	10	13	13	3	3	0	5	1	2	2	0	155	
	2	445	8	5	10	16	11	3	2	3	2	0	3	2	0	103	
	3	430	5	2	4	7	4	4	4	2	6	1	1	2	1	114	
	4	430	6	9	8	7	15	3	1	1	4	1	3	2	0	145	
	5	485	9	10	8	12	12	4	2	1	4	1	4	3	1	152	
	6	1,125	25	8	16	38	25	8	13	1	4	6	10	4	0	275	
	7	1,155	21	12	17	25	31	8	6	4	5	2	7	4	0	313	
	8	620	12	6	7	17	15	3	2	2	3	0	1	2	0	225	
	9	610	18	10	21	28	28	6	11	1	4	1	4	2	0	139	
	10	180	2	3	2	4	6	1	3	3	3	0	2	1	0	41	
	11	590	9	9	9	20	23	8	5	0	5	2	6	3	2	132	
	12	310	5	3	4	9	8	0	3	2	3	0	3	0	0	97	
	13	410	11	4	6	14	14	5	9	1	3	0	0	0	1	112	
	14	545	7	8	2	17	12	6	5	0	0	0	5	1	0	158	

MEMBER OF CITY COUNCIL  
AT LARGE  
(VOTE FOR 5)  
DETAIL  
PART 2 OF 2

LEGISLATIVE DISTRICT OR TOWN	ELECTION DISTRICT	TOTAL VOTES	MARY LUPIEN	MALIK D EVANS	JACKIE ORTIZ	SHAWN P. DUNWOODY	PAM DAVIS	JACKIE ORTIZ	MATT JUDA	JACKIE ORTIZ	LORETTA C. SCOTT	ANDREW C. HOLLISTER	CHRIS EDES	CHRIS EDES	SCATTER	BLANK AND VOID	
			WOR	WOR	WOR	WOR	WOR	IND	WEP	WEP	WEP	REF/LBT	REF	LBT			
Leg. Dist. 28																	
	15	180	3	0	2	4	4	2	0	0	1	0	3	0	0	57	
	16	615	7	9	7	20	21	5	6	0	4	1	3	0	0	146	
	17	110	0	1	3	2	3	1	0	0	1	0	0	1	0	37	
	18	510	9	7	10	22	10	1	5	1	5	2	3	1	6	131	
	20	820	16	13	13	30	27	5	3	3	5	2	7	2	0	242	
	21	745	21	12	10	28	13	4	16	2	2	4	5	3	0	187	
	22	270	5	3	3	11	9	0	2	1	2	2	1	2	1	78	
Leg. Dist. 28			11,210	210	144	172	344	304	80	101	28	71	26	73	37	12	3,039
Leg. Dist. 29																	
	1/2	215	3	3	4	5	5	2	3	2	4	0	1	0	0	59	
	3/8	190	1	1	3	4	3	2	2	0	0	0	0	0	0	43	
	4	785	9	11	16	33	26	11	4	2	5	3	7	5	5	178	
	5	660	11	10	11	15	11	4	4	3	0	4	6	0	0	182	
	6	465	12	8	6	13	10	2	4	0	0	1	1	2	2	135	
	7	600	20	13	13	27	27	7	13	5	6	1	6	2	0	147	
	9	955	14	16	14	35	25	7	8	1	5	3	7	3	1	249	
	10	840	8	4	4	16	9	4	3	1	3	1	4	1	0	200	
	11	695	10	12	13	26	18	4	4	4	1	2	5	1	0	170	
	12	730	12	7	10	27	12	7	4	3	10	2	1	4	0	168	
	13	400	2	1	2	5	2	0	1	0	0	0	1	0	0	92	
	14	235	5	5	6	8	5	0	2	1	1	0	1	1	0	51	
	15	510	6	5	5	12	7	2	4	1	3	1	1	1	4	125	
	16	215	3	1	4	2	5	0	4	0	3	0	0	0	0	48	
	17	500	9	9	7	25	14	1	5	4	4	3	4	2	0	126	
	18	865	33	17	18	36	42	9	17	2	7	2	9	2	0	220	

MEMBER OF CITY COUNCIL  
 AT LARGE  
 (VOTE FOR 5)  
 DETAIL  
 PART 2 OF 2

LEGISLATIVE DISTRICT OR TOWN	ELECTION DISTRICT	TOTAL VOTES	MARY LUPIEN	MALIK D EVANS	JACKIE ORTIZ	SHAWN P. DUNWOODY	PAM DAVIS	JACKIE ORTIZ	MATT JUDA	JACKIE ORTIZ	LORETTA C. SCOTT	ANDREW C. HOLLISTER	CHRIS EDES	CHRIS EDES	SCATTER	BLANK AND VOID
			WOR	WOR	WOR	WOR	WOR	IND	WEP	WEP	WEP	REF/LBT	REF	LBT		
Leg. Dist. 29																
	19	290	4	1	3	10	4	1	2	0	1	0	1	0	0	74
	20	905	16	13	10	26	20	3	5	2	4	1	5	5	0	183
	21	860	23	11	14	27	29	6	16	6	9	2	5	6	1	207
	22	520	1	2	1	3	3	2	0	1	3	0	0	1	4	160
	23	595	5	4	7	10	3	0	3	2	5	0	4	2	0	194
	24	890	9	6	9	20	12	4	3	3	6	3	1	1	2	147
	25/28	1,280	14	12	17	24	22	5	10	0	4	2	6	0	0	377
	26	240	1	0	1	3	1	0	0	0	0	0	0	0	0	75
Leg. Dist. 29		<u>14,440</u>	<u>231</u>	<u>172</u>	<u>198</u>	<u>412</u>	<u>315</u>	<u>83</u>	<u>121</u>	<u>43</u>	<u>84</u>	<u>31</u>	<u>76</u>	<u>39</u>	<u>19</u>	<u>3,610</u>
GRAND TOTAL:		<u>156,555</u>	<u>5,068</u>	<u>2,289</u>	<u>2,382</u>	<u>6,374</u>	<u>3,818</u>	<u>1,138</u>	<u>2,195</u>	<u>661</u>	<u>1,205</u>	<u>457</u>	<u>844</u>	<u>690</u>	<u>386</u>	<u>35,841</u>



COMMISSIONER OF SCHOOLS  
CITY OF ROCHESTER  
(VOTE FOR 3)  
SUMMARY

LEGISLATIVE DISTRICT OR TOWN	TOTAL VOTES	VAN HENRI WHITE DEM	NATALIE SHEPPARD DEM	CYNTHIA A. ELLIOTT DEM	VAN HENRI WHITE WOR	NATALIE SHEPPARD WOR	BEATRIZ B. LEBRON WOR	BEATRIZ B. LEBRON IND	NATALIE SHEPPARD WEP	SCATTER	BLANK AND VOID
Leg. Dist. 07	1,524	183	201	188	69	78	86	45	14	1	659
Leg. Dist. 21	12,690	2,351	2,279	2,238	452	462	807	223	143	25	3,710
Leg. Dist. 22	6,822	1,488	1,277	1,425	98	89	176	47	24	18	2,180
Leg. Dist. 23	15,603	2,618	2,716	2,412	672	699	1,116	378	181	45	4,766
Leg. Dist. 24	9,648	1,658	1,741	1,533	479	476	849	230	134	38	2,510
Leg. Dist. 25	10,002	2,071	1,872	2,006	254	254	422	101	98	21	2,903
Leg. Dist. 26	8,607	1,303	1,316	1,279	346	365	474	189	86	28	3,221
Leg. Dist. 27	13,647	3,023	2,701	2,907	287	281	475	148	80	39	3,706
Leg. Dist. 28	6,726	1,283	1,169	1,175	198	220	318	74	45	9	2,235
Leg. Dist. 29	8,664	1,685	1,544	1,645	276	284	364	102	61	19	2,684
<b>GRAND TOTAL:</b>	<b>93,933</b>	<b>17,663</b>	<b>16,816</b>	<b>16,808</b>	<b>3,131</b>	<b>3,208</b>	<b>5,087</b>	<b>1,537</b>	<b>866</b>	<b>243</b>	<b>28,574</b>

COMMISSIONER OF SCHOOLS  
CITY OF ROCHESTER  
(VOTE FOR 3)  
DETAIL

LEGISLATIVE DISTRICT OR TOWN	ELECTION DISTRICT	TOTAL VOTES	VAN HENRI WHITE	NATALIE SHEPPARD	CYNTHIA A. ELLIOTT	VAN HENRI WHITE	NATALIE SHEPPARD	BEATRIZ B. LEBRON	BEATRIZ B. LEBRON	NATALIE SHEPPARD	SCATTER	BLANK AND VOID
			DEM	DEM	DEM	WOR	WOR	WOR	IND	WEP		
Leg. Dist. 07	1/16-1	984	123	134	123	44	42	52	27	9	1	429
	2	540	60	67	65	25	36	34	18	5	0	230
Leg. Dist. 07		1,524	183	201	188	69	78	86	45	14	1	659
Leg. Dist. 21	1	822	120	128	111	41	45	74	16	9	7	271
	2	489	86	87	84	24	19	39	28	12	5	105
	3	303	58	46	57	6	8	11	2	0	0	115
	4	291	61	59	62	7	7	16	2	0	1	76
	5	387	61	63	49	26	23	46	5	8	0	106
	6	558	93	104	92	18	24	34	7	6	2	178
	7	981	180	185	171	40	34	69	18	9	1	274
	8	279	39	44	43	19	20	26	3	2	0	83
	9	600	106	107	111	34	27	50	9	11	2	143
	10	858	157	161	135	17	14	43	20	12	0	299
	11	435	99	77	85	9	5	12	5	5	0	138
	12	1,122	195	199	188	39	47	81	20	13	0	340
	13	348	63	64	64	14	15	29	5	6	0	88
	14	234	39	43	43	11	10	15	7	2	2	62
	15	696	139	121	140	13	17	37	12	4	0	213
	16	198	38	35	36	6	9	4	2	1	0	67
	17	507	87	93	94	16	17	32	12	6	0	150
	18	342	78	68	71	8	5	11	4	1	0	96
	19	207	49	47	48	3	5	6	0	1	0	48
	20	315	61	59	54	11	13	21	6	5	3	82

COMMISSIONER OF SCHOOLS  
CITY OF ROCHESTER  
(VOTE FOR 3)  
DETAIL

LEGISLATIVE DISTRICT OR TOWN	ELECTION DISTRICT	TOTAL VOTES	VAN HENRI WHITE	NATALIE SHEPPARD	CYNTHIA A. ELLIOTT	VAN HENRI WHITE	NATALIE SHEPPARD	BEATRIZ B. LEBRON	BEATRIZ B. LEBRON	NATALIE SHEPPARD	SCATTER	BLANK AND VOID
			DEM	DEM	DEM	WOR	WOR	WOR	IND	WEP		
Leg. Dist. 21												
	21	381	79	80	83	8	3	19	5	6	0	98
	22	399	79	73	68	10	12	13	7	4	1	132
	23	405	84	62	69	17	19	30	5	4	0	115
	24	678	108	115	102	32	38	54	17	9	1	202
	25	378	93	76	87	4	5	6	5	2	0	100
	26	195	36	30	35	10	9	13	1	2	0	59
	27	282	63	53	56	9	12	16	0	3	0	70
Leg. Dist. 21		12,690	2,351	2,279	2,238	452	462	807	223	143	25	3,710
Leg. Dist. 22												
	1	474	101	85	98	5	5	13	0	2	0	165
	2	126	29	24	26	0	0	1	0	0	0	46
	3	231	43	40	35	2	1	1	1	0	0	108
	4	120	23	22	22	2	2	6	0	0	0	43
	5	213	51	50	55	3	2	3	0	0	0	49
	6	309	70	57	75	4	4	8	4	2	0	85
	7	129	29	22	28	0	0	0	0	0	0	50
	8	321	82	55	64	5	8	12	4	1	2	88
	9	177	46	38	38	1	1	6	2	0	0	45
	10	228	60	53	58	1	1	2	2	0	0	51
	11	441	95	87	99	9	6	11	5	3	1	125
	12	261	58	52	53	5	2	4	1	1	0	85
	13	135	26	18	28	0	0	3	0	0	0	60
	14	273	52	48	54	4	2	5	0	1	0	107
	15	276	61	54	64	2	2	8	0	2	0	83

COMMISSIONER OF SCHOOLS  
CITY OF ROCHESTER  
(VOTE FOR 3)  
DETAIL

LEGISLATIVE DISTRICT OR TOWN	ELECTION DISTRICT	TOTAL VOTES	VAN HENRI WHITE	NATALIE SHEPPARD	CYNTHIA A. ELLIOTT	VAN HENRI WHITE	NATALIE SHEPPARD	BEATRIZ B. LEBRON	BEATRIZ B. LEBRON	NATALIE SHEPPARD	SCATTER	BLANK AND VOID
			DEM	DEM	DEM	WOR	WOR	WOR	IND	WEP		
Leg. Dist. 22												
	16	126	34	25	31	2	1	3	1	1	0	28
	17	147	36	29	36	1	0	0	1	0	0	44
	18	153	29	30	33	1	2	3	0	0	0	55
	19	141	30	29	35	2	0	3	2	1	1	38
	20	300	74	61	76	3	3	5	2	1	0	75
	21	180	39	30	32	1	1	10	0	1	0	66
	22	300	67	61	64	6	4	6	2	1	0	89
	23	201	44	33	46	1	1	5	0	0	0	71
	24	126	29	22	24	1	3	3	1	0	2	41
	25	852	160	143	140	25	22	32	14	4	11	301
	26	243	41	47	44	7	10	17	2	1	1	73
	27	339	79	62	67	5	6	6	3	2	0	109
Leg. Dist. 22		6,822	1,488	1,277	1,425	98	89	176	47	24	18	2,180
Leg. Dist. 23												
	1	240	49	47	40	7	8	17	0	1	0	71
	2	417	68	67	67	10	19	31	14	5	0	136
	3	342	46	51	45	27	24	36	11	8	0	94
	4	786	121	139	119	28	28	53	18	8	1	271
	5	273	48	50	44	14	13	20	10	8	2	64
	6	267	49	51	54	9	4	16	5	8	0	71
	7	537	85	93	79	28	28	48	9	6	3	158
	8	459	81	79	72	23	19	35	11	5	2	132
	9	399	60	64	55	22	20	30	7	3	0	138
	10	405	87	85	79	17	18	24	10	4	0	81

COMMISSIONER OF SCHOOLS  
CITY OF ROCHESTER  
(VOTE FOR 3)  
DETAIL

LEGISLATIVE DISTRICT OR TOWN	ELECTION DISTRICT	TOTAL VOTES	VAN HENRI WHITE	NATALIE SHEPPARD	CYNTHIA A. ELLIOTT	VAN HENRI WHITE	NATALIE SHEPPARD	BEATRIZ B. LEBRON	BEATRIZ B. LEBRON	NATALIE SHEPPARD	SCATTER	BLANK AND VOID
			DEM	DEM	DEM	WOR	WOR	WOR	IND	WEP		
Leg. Dist. 23												
	11	549	87	90	83	28	36	46	18	4	4	153
	12	690	132	133	115	22	25	48	13	6	0	196
	13	525	89	88	82	14	20	25	14	5	0	188
	14	393	74	67	74	14	16	30	7	11	0	100
	15/29	339	50	48	56	19	20	26	8	4	6	102
	16	303	56	61	45	15	14	23	9	3	0	77
	17	828	148	141	132	36	43	67	18	6	3	234
	18	1,185	190	206	181	50	54	82	38	11	1	372
	19	774	119	131	116	34	38	58	7	9	3	259
	20	714	135	132	111	35	31	49	28	9	1	183
	21	624	90	101	86	25	23	39	16	5	1	238
	22	555	90	99	79	20	21	34	15	5	4	188
	23	345	49	52	50	22	24	30	9	7	5	97
	24	552	88	104	81	26	23	30	13	6	5	176
	25	948	169	166	148	43	41	62	22	8	0	289
	26	1,152	186	196	161	45	50	87	21	10	1	395
	27	486	81	78	70	17	21	32	15	8	0	164
	28	516	91	97	88	22	18	38	12	8	3	139
Leg. Dist. 23		15,603	2,618	2,716	2,412	672	699	1,116	378	181	45	4,766
Leg. Dist. 24												
	1	882	140	156	133	47	46	96	22	17	5	220
	2/23	660	131	133	94	26	24	72	13	5	2	160
	3/22	540	84	95	80	29	23	55	8	11	0	155
	4	768	130	132	121	40	42	68	17	12	2	204

COMMISSIONER OF SCHOOLS  
CITY OF ROCHESTER  
(VOTE FOR 3)  
DETAIL

LEGISLATIVE DISTRICT OR TOWN	ELECTION DISTRICT	TOTAL VOTES	VAN HENRI WHITE	NATALIE SHEPPARD	CYNTHIA A. ELLIOTT	VAN HENRI WHITE	NATALIE SHEPPARD	BEATRIZ B. LEBRON	BEATRIZ B. LEBRON	NATALIE SHEPPARD	SCATTER	BLANK AND VOID
			DEM	DEM	DEM	WOR	WOR	WOR	IND	WEP		
Leg. Dist. 24												
	5/24	642	119	117	95	28	25	48	17	7	5	181
	6	423	72	72	67	20	18	31	9	9	1	124
	7/19	390	67	70	67	8	15	28	11	6	3	115
	8	432	76	79	68	26	18	34	14	10	0	107
	9	399	69	71	69	18	14	25	11	5	5	112
	10	786	141	152	127	51	54	94	13	9	1	144
	11/12	219	37	39	31	5	8	12	4	1	0	82
	13	630	119	120	111	43	34	55	20	14	1	113
	14	687	99	116	100	39	48	84	11	5	2	183
	15	672	110	116	113	24	27	39	18	4	0	221
	16	531	87	87	85	28	36	35	17	7	5	144
	17	237	40	41	42	6	7	6	5	1	3	86
	18	519	94	102	88	30	27	42	14	4	0	118
	20/21	231	43	43	42	11	10	25	6	7	3	41
Leg. Dist. 24		9,648	1,658	1,741	1,533	479	476	849	230	134	38	2,510
Leg. Dist. 25												
	1	711	131	130	126	24	26	49	10	10	7	198
	2	477	93	88	102	8	4	19	0	4	0	159
	3	639	125	113	128	8	9	16	3	3	3	231
	4/24	366	53	53	50	10	12	23	4	8	0	153
	5	408	111	92	103	4	5	6	3	3	0	81
	6	357	64	61	53	20	18	36	9	8	1	87
	7	549	139	104	126	4	3	4	1	0	0	168
	8	531	138	120	143	6	4	7	4	3	0	106

COMMISSIONER OF SCHOOLS  
CITY OF ROCHESTER  
(VOTE FOR 3)  
DETAIL

LEGISLATIVE DISTRICT OR TOWN	ELECTION DISTRICT	TOTAL VOTES	VAN HENRI WHITE	NATALIE SHEPPARD	CYNTHIA A. ELLIOTT	VAN HENRI WHITE	NATALIE SHEPPARD	BEATRIZ B. LEBRON	BEATRIZ B. LEBRON	NATALIE SHEPPARD	SCATTER	BLANK AND VOID
			DEM	DEM	DEM	WOR	WOR	WOR	IND	WEP		
Leg. Dist. 25												
	9	216	62	50	53	1	2	1	1	0	0	46
	10	525	105	101	96	2	6	21	3	5	2	184
	11	228	59	54	65	2	1	2	0	1	1	43
	12/28	543	91	90	104	40	40	50	8	10	0	110
	13	399	89	80	93	7	7	6	4	1	0	112
	14	237	35	38	35	13	12	18	3	2	0	81
	15	327	74	66	84	2	6	6	0	0	0	89
	16	306	67	58	66	6	4	12	3	1	0	89
	17	273	71	62	74	0	0	2	1	1	0	62
	18	528	109	94	97	11	7	17	4	4	1	184
	19	159	27	27	26	9	10	7	6	2	0	45
	20	153	33	29	26	2	3	10	1	3	0	46
	21/28-19	279	63	51	51	5	3	8	1	4	2	91
	22	375	77	68	76	14	14	17	8	10	0	91
	23	60	14	10	9	2	2	4	1	1	0	17
	25	693	126	128	116	17	20	23	11	4	1	247
	26/27	222	34	29	34	17	11	13	6	7	1	70
	29/30	441	81	76	70	20	25	45	6	3	2	113
Leg. Dist. 25		10,002	2,071	1,872	2,006	254	254	422	101	98	21	2,903
Leg. Dist. 26												
	1	963	135	147	130	43	45	54	21	8	0	380
	2	357	57	61	54	6	11	12	8	5	0	143
	3	243	43	37	41	11	9	11	4	3	1	83
	4	555	56	63	58	38	30	42	18	10	1	239

COMMISSIONER OF SCHOOLS  
CITY OF ROCHESTER  
(VOTE FOR 3)  
DETAIL

LEGISLATIVE DISTRICT OR TOWN	ELECTION DISTRICT	TOTAL VOTES	VAN HENRI WHITE	NATALIE SHEPPARD	CYNTHIA A. ELLIOTT	VAN HENRI WHITE	NATALIE SHEPPARD	BEATRIZ B. LEBRON	BEATRIZ B. LEBRON	NATALIE SHEPPARD	SCATTER	BLANK AND VOID
			DEM	DEM	DEM	WOR	WOR	WOR	IND	WEP		
Leg. Dist. 26												
	5	429	67	69	72	18	11	21	9	4	2	156
	6	354	71	65	74	10	11	16	7	5	3	92
	7	435	65	63	67	13	17	19	7	2	1	181
	8	444	86	77	81	8	10	16	5	6	0	155
	9	543	96	94	86	14	18	33	12	5	0	185
	10	504	88	90	92	12	21	23	7	3	4	164
	11	507	76	81	77	27	23	31	10	4	0	178
	12	498	68	66	62	22	21	33	14	6	1	205
	13	660	90	90	87	29	33	41	17	4	2	267
	14	639	93	99	88	28	36	47	12	5	4	227
	15	453	76	74	78	20	15	19	8	5	1	157
	16	567	75	73	72	28	37	30	18	6	3	225
	17	456	61	67	60	19	17	26	12	5	5	184
		8,607	1,303	1,316	1,279	346	365	474	189	86	28	3,221
Leg. Dist. 26												
Leg. Dist. 27												
	1	645	137	130	135	14	16	25	10	6	6	166
	2	693	159	146	154	19	20	28	13	4	0	150
	3	525	95	93	101	12	11	21	16	4	1	171
	4	756	161	152	144	16	12	36	10	4	1	220
	5	648	142	134	146	18	18	27	3	4	0	156
	6	537	124	97	121	9	9	13	4	1	7	152
	7	546	108	92	105	18	20	22	8	7	2	164
	8	954	218	191	202	9	5	16	2	5	5	301
	9	729	170	150	147	15	18	44	7	4	2	172



COMMISSIONER OF SCHOOLS  
CITY OF ROCHESTER  
(VOTE FOR 3)  
DETAIL

LEGISLATIVE DISTRICT OR TOWN	ELECTION DISTRICT	TOTAL VOTES	VAN HENRI WHITE	NATALIE SHEPPARD	CYNTHIA A. ELLIOTT	VAN HENRI WHITE	NATALIE SHEPPARD	BEATRIZ B. LEBRON	BEATRIZ B. LEBRON	NATALIE SHEPPARD	SCATTER	BLANK AND VOID
			DEM	DEM	DEM	WOR	WOR	WOR	IND	WEP		
Leg. Dist. 27												
	10	612	130	127	129	13	14	29	7	3	3	157
	11	702	153	139	159	14	12	23	4	4	1	193
	12	510	115	101	116	10	12	14	10	4	3	125
	13	552	139	129	133	6	6	18	2	2	1	116
	14	477	110	96	101	11	10	14	2	2	0	131
	15	549	130	105	127	8	7	16	4	4	0	148
	16	555	134	124	140	9	12	13	2	2	0	119
	17	597	138	113	119	11	7	18	4	5	0	182
	18	492	98	99	96	21	20	27	4	1	0	126
	19	666	162	140	147	12	11	12	7	1	1	173
	20	327	81	59	76	6	5	9	0	4	0	87
	21	324	78	67	76	4	4	14	5	2	0	74
	22	357	68	62	65	8	8	10	6	1	0	129
	23	372	90	79	82	6	8	13	4	1	2	87
	25	204	34	30	33	4	4	4	6	1	4	84
	26	318	49	46	53	14	12	9	8	4	0	123
Leg. Dist. 27		13,647	3,023	2,701	2,907	287	281	475	148	80	39	3,706
Leg. Dist. 28												
	1	375	80	77	71	8	7	15	4	1	0	112
	2	267	52	49	49	10	9	15	2	2	0	79
	3	258	50	48	49	6	4	10	2	5	0	84
	4	258	50	32	43	9	14	11	2	1	0	96
	5	291	50	50	51	9	9	13	4	2	1	102
	6	675	132	118	111	15	23	40	10	5	0	221

COMMISSIONER OF SCHOOLS  
CITY OF ROCHESTER  
(VOTE FOR 3)  
DETAIL

LEGISLATIVE DISTRICT OR TOWN	ELECTION DISTRICT	TOTAL VOTES	VAN HENRI WHITE	NATALIE SHEPPARD	CYNTHIA A. ELLIOTT	VAN HENRI WHITE	NATALIE SHEPPARD	BEATRIZ B. LEBRON	BEATRIZ B. LEBRON	NATALIE SHEPPARD	SCATTER	BLANK AND VOID
			DEM	DEM	DEM	WOR	WOR	WOR	IND	WEP		
Leg. Dist. 28												
	7	693	146	129	132	13	18	20	10	4	0	221
	8	372	71	63	63	5	5	17	2	2	0	144
	9	366	62	62	48	18	22	27	4	3	3	117
	10	108	23	20	25	4	0	4	0	3	0	29
	11	354	73	67	64	18	16	19	3	3	4	87
	12	186	32	33	35	5	4	7	1	1	0	68
	13	246	46	45	38	8	12	14	5	4	0	74
	14	327	57	55	65	10	10	15	3	0	0	112
	15	108	21	14	16	4	3	5	0	0	0	45
	16	369	76	65	68	8	8	16	5	0	0	123
	17	66	15	10	14	1	3	1	0	0	0	22
	18	306	54	51	54	9	11	15	4	5	0	103
	20	492	81	71	80	19	21	22	9	2	0	187
	21	447	85	78	72	13	17	27	2	1	1	151
	22	162	27	32	27	6	4	5	2	1	0	58
		<u>6,726</u>	<u>1,283</u>	<u>1,169</u>	<u>1,175</u>	<u>198</u>	<u>220</u>	<u>318</u>	<u>74</u>	<u>45</u>	<u>9</u>	<u>2,235</u>
Leg. Dist. 28												
Leg. Dist. 29												
	1/2	129	23	17	20	7	4	6	1	0	0	51
	3/8	114	26	20	23	4	4	4	2	1	0	30
	4	471	79	84	86	23	20	30	12	3	2	132
	5	396	69	64	72	13	15	15	3	2	1	142
	6	279	53	53	50	10	8	11	2	1	0	91
	7	360	50	52	53	20	22	26	5	3	1	128
	9	573	109	110	106	14	15	29	9	3	3	175

COMMISSIONER OF SCHOOLS  
CITY OF ROCHESTER  
(VOTE FOR 3)  
DETAIL

LEGISLATIVE DISTRICT OR TOWN	ELECTION DISTRICT	TOTAL VOTES	VAN HENRI WHITE	NATALIE SHEPPARD	CYNTHIA A. ELLIOTT	VAN HENRI WHITE	NATALIE SHEPPARD	BEATRIZ B. LEBRON	BEATRIZ B. LEBRON	NATALIE SHEPPARD	SCATTER	BLANK AND VOID
			DEM	DEM	DEM	WOR	WOR	WOR	IND	WEP		
Leg. Dist. 29	10	504	111	95	105	11	12	15	3	3	0	149
	11	417	82	69	79	18	17	21	3	5	0	123
	12	438	95	74	90	9	15	16	6	3	1	129
	13	240	60	50	61	2	2	8	0	0	0	57
	14	141	26	24	24	8	8	9	2	4	0	36
	15	306	60	64	63	7	5	6	3	1	2	95
	16	129	30	28	31	2	4	4	0	0	0	30
	17	300	51	48	55	11	12	15	3	2	4	99
	18	519	79	76	78	31	37	36	6	8	1	167
	19	174	44	32	38	1	3	4	2	0	0	50
	20	543	124	105	109	15	17	23	5	2	0	143
	21	516	84	83	82	27	24	31	11	4	1	169
	22	312	60	53	67	2	3	3	2	3	3	116
	23	357	64	67	60	3	2	9	3	4	0	145
	24	534	129	115	118	10	12	17	8	2	0	123
	25/28	768	148	136	144	25	23	21	11	7	0	253
	26	144	29	25	31	3	0	5	0	0	0	51
Leg. Dist. 29		8,664	1,685	1,544	1,645	276	284	364	102	61	19	2,684
GRAND TOTAL:		93,933	17,663	16,816	16,808	3,131	3,208	5,087	1,537	866	243	28,574

TOWN OF BRIGHTON  
SUPERVISOR

LEGISLATIVE DISTRICT OR TOWN	ELECTION DISTRICT	TOTAL VOTES	WILLIAM W. MOEHLE	WILLIAM W. MOEHLE	WILLIAM W. MOEHLE	SCATTER	BLANK AND VOID
			DEM	WOR	IND		
Brighton							
	1	280	193	19	27	2	39
	2	163	98	5	16	1	43
	3	220	128	16	18	2	56
	4	240	190	19	12	3	16
	5	251	190	13	17	6	25
	6	314	205	17	31	1	60
	7	189	115	14	21	0	39
	8	201	130	5	19	2	45
	9	234	171	12	21	5	25
	10	249	177	12	18	2	40
	11	284	180	15	34	1	54
	12	302	219	9	31	1	42
	13	175	116	8	17	1	33
	14	119	84	14	6	1	14
	15	185	125	11	19	0	30
	16	142	69	1	18	2	52
	17	120	94	4	11	0	11
	18	220	149	15	19	3	34
	19	143	106	4	14	4	15
	20	106	73	3	12	2	16
	21	202	141	11	19	1	30
	22	187	134	4	15	0	34
	23	175	125	4	12	0	34
	24	284	179	16	22	0	67
	25	193	140	14	12	4	23
	26	160	88	15	23	2	32
	27	169	134	4	14	0	17
	28	257	182	11	25	1	38
	29	133	86	3	10	1	33
	30	381	280	11	29	2	59
	31	217	159	13	22	1	22
	32	266	181	14	23	4	44
	33	237	174	8	23	3	29
	34	223	150	13	23	1	36
	35	167	132	11	7	1	16
	36	145	89	7	13	2	34
	37	158	117	10	9	2	20
	38	183	124	14	16	2	27
	39	205	140	10	17	2	36
	40	315	226	16	27	1	45
	41	240	171	10	21	0	38
	42	75	58	4	7	1	5
	43	205	151	8	12	1	33
	44	63	33	5	8	1	16

TOWN OF BRIGHTON  
SUPERVISOR

LEGISLATIVE DISTRICT OR TOWN	ELECTION DISTRICT	TOTAL VOTES	WILLIAM W. MOEHLE DEM	WILLIAM W. MOEHLE WOR	WILLIAM W. MOEHLE IND	SCATTER	BLANK AND VOID
Brighton	45	109	62	4	15	1	27
	46	121	90	3	9	0	19
GRAND TOTAL:		9,207	6,358	459	814	73	1,503

TOWN OF BRIGHTON  
TOWN CLERK

LEGISLATIVE DISTRICT OR TOWN	ELECTION DISTRICT	TOTAL VOTES	DANIEL E. AMAN	DANIEL E. AMAN	DANIEL E. AMAN	SCATTER	BLANK AND VOID
			DEM	WOR	IND		
Brighton							
	1	280	188	25	27	2	38
	2	163	101	5	16	1	40
	3	220	128	15	21	0	56
	4	240	183	21	15	0	21
	5	251	186	16	14	4	31
	6	314	204	22	35	0	53
	7	189	103	17	25	0	44
	8	201	128	4	19	0	50
	9	234	165	13	18	3	35
	10	249	178	9	21	1	40
	11	284	179	13	36	2	54
	12	302	215	11	30	1	45
	13	175	115	9	18	1	32
	14	119	83	11	8	0	17
	15	185	117	16	20	1	31
	16	142	70	0	20	1	51
	17	120	99	2	8	1	10
	18	220	146	18	20	2	34
	19	143	109	5	12	3	14
	20	106	72	4	12	0	18
	21	202	136	16	19	2	29
	22	187	130	4	19	0	34
	23	175	127	4	12	0	32
	24	284	180	14	21	0	69
	25	193	135	16	14	2	26
	26	160	93	13	23	1	30
	27	169	137	5	12	1	14
	28	257	181	13	26	2	35
	29	133	82	6	10	1	34
	30	381	273	14	28	1	65
	31	217	157	12	21	1	26
	32	266	181	16	29	0	40
	33	237	182	9	21	1	24
	34	223	155	13	22	0	33
	35	167	126	14	6	0	21
	36	145	88	5	17	1	34
	37	158	117	11	9	1	20
	38	183	122	13	17	1	30
	39	205	136	15	16	0	38
	40	315	224	13	33	1	44
	41	240	168	11	23	0	38
	42	75	58	2	8	0	7
	43	205	147	8	15	1	34
	44	63	32	6	10	1	14
	45	109	65	5	14	1	24

TOWN OF BRIGHTON  
TOWN CLERK

LEGISLATIVE DISTRICT OR TOWN	ELECTION DISTRICT	TOTAL VOTES	DANIEL E. AMAN DEM	DANIEL E. AMAN WOR	DANIEL E. AMAN IND	SCATTER	BLANK AND VOID
Brighton	46	121	90	2	8	0	21
GRAND TOTAL:		9,207	6,291	496	848	42	1,530

TOWN OF BRIGHTON  
MEMBER OF TOWN COUNCIL  
(VOTE FOR 2)

LEGISLATIVE DISTRICT OR TOWN	ELECTION DISTRICT	TOTAL VOTES	ROBIN R. WILT	JAMES R. VOGEL	ROBIN R. WILT	ROBIN R. WILT	JAMES R. VOGEL	ROBIN R. WILT	SCATTER	BLANK AND VOID
			DEM	DEM	WOR	IND	IND	WEP		
Brighton	1	560	182	192	22	26	41	9	4	84
	2	326	97	98	5	12	17	3	3	91
	3	440	116	120	9	25	34	9	0	127
	4	480	184	190	16	13	25	6	0	46
	5	502	176	184	14	15	25	8	6	74
	6	628	203	216	14	26	40	10	0	119
	7	378	105	110	16	22	33	4	0	88
	8	402	121	125	5	19	25	1	2	104
	9	468	158	170	13	17	21	3	7	79
	10	498	169	170	7	19	27	5	2	99
	11	568	167	182	12	29	35	11	2	130
	12	604	211	216	9	32	38	2	3	93
	13	350	107	113	9	18	25	1	2	75
	14	238	81	92	9	7	11	6	0	32
	15	370	120	126	14	17	22	3	0	68
	16	284	70	74	0	19	19	0	2	100
	17	240	94	100	1	9	10	1	1	24
	18	440	144	142	15	21	29	2	5	82
	19	286	101	103	4	12	17	2	7	40
	20	212	70	70	4	11	14	3	0	40
	21	404	126	134	10	17	24	8	4	81
	22	374	126	134	2	17	20	3	0	72
	23	350	120	122	4	13	17	2	0	72
	24	568	164	172	10	21	27	10	0	164
	25	386	133	138	15	12	22	2	5	59
	26	320	84	93	12	22	30	2	2	75
	27	338	123	134	5	13	15	4	2	42
	28	514	177	187	14	25	29	2	1	79
	29	266	79	82	5	9	13	2	1	75
	30	762	264	263	13	26	37	6	3	150
	31	434	152	162	7	21	24	6	1	61
	32	532	176	181	14	23	36	5	3	94
	33	474	177	175	5	20	26	4	2	65
	34	446	146	146	14	20	31	7	0	82
	35	334	123	127	9	8	12	3	3	49
	36	290	87	88	6	14	19	3	2	71
	37	316	109	114	9	9	18	3	4	50
	38	366	118	123	13	17	21	1	4	69
	39	410	130	134	15	16	28	1	1	85
	40	630	212	214	11	31	41	7	2	112
	41	480	163	161	9	18	28	2	1	98
	42	150	55	55	3	6	10	3	0	18
	43	410	136	141	6	13	16	6	2	90



TOWN OF BRIGHTON  
MEMBER OF TOWN COUNCIL  
(VOTE FOR 2)

LEGISLATIVE DISTRICT OR TOWN	ELECTION DISTRICT	TOTAL VOTES	ROBIN R. WILT	JAMES R. VOGEL	ROBIN R. WILT	ROBIN R. WILT	JAMES R. VOGEL	ROBIN R. WILT	SCATTER	BLANK AND VOID
			DEM	DEM	WOR	IND	IND	WEP		
Brighton	44	126	30	30	4	9	17	3	2	31
	45	218	66	65	4	11	16	2	2	52
	46	242	88	94	3	8	9	1	1	38
GRAND TOTAL:		<u>18,414</u>	<u>6,040</u>	<u>6,262</u>	<u>420</u>	<u>788</u>	<u>1,094</u>	<u>187</u>	<u>94</u>	<u>3,529</u>

TOWN OF CHILI  
SUPERVISOR

LEGISLATIVE DISTRICT OR TOWN	ELECTION DISTRICT	TOTAL VOTES	CHRISTOPHER I. MCCULLOUGH	DAVID J. DUNNING	DAVID J. DUNNING	CHRISTOPHER I. MCCULLOUGH	DAVID J. DUNNING	DAVID J. DUNNING	SCATTER	BLANK AND VOID
			DEM	REP	CON	WOR	IND	REF		
Chili	1	199	66	90	22	7	8	0	0	6
	2	310	66	149	41	15	21	2	0	16
	3	267	104	99	26	13	7	0	0	18
	4	159	56	65	19	1	10	1	0	7
	5	215	77	88	25	4	13	1	0	7
	6	215	51	102	26	9	17	0	0	10
	7	105	37	37	11	7	4	0	0	9
	8	234	75	108	27	3	11	1	1	8
	9	239	82	101	24	6	18	0	0	8
	10	131	34	53	25	5	5	0	1	8
	11	229	63	112	25	6	18	1	0	4
	12	224	66	94	28	4	20	0	0	12
	13	328	97	158	31	10	21	3	0	8
	14	230	55	108	34	4	14	1	0	14
	15	197	62	88	18	4	16	1	0	8
	16	426	103	230	40	15	21	2	0	15
	17	581	184	277	51	16	29	0	0	24
	18	213	67	107	16	4	15	0	0	4
	19	235	73	124	13	4	11	0	0	10
	20	270	89	120	27	8	16	1	0	9
	21	165	59	73	18	4	6	1	0	4
	22	178	78	63	17	7	3	0	1	9
	23	159	40	81	16	5	10	0	0	7
	24	446	169	167	41	18	23	3	1	24
	25	145	73	41	14	5	6	0	0	6
	26	284	94	105	38	15	16	1	1	14
	27	194	61	81	32	7	5	1	0	7
	28	167	54	79	16	4	5	0	0	9
	29	159	62	57	15	4	10	2	0	9
	30	90	34	26	12	7	6	0	0	5
	31	233	70	115	17	7	15	1	0	8
	32	199	61	89	18	15	7	2	1	6
GRAND TOTAL:		<u>7,426</u>	<u>2,362</u>	<u>3,287</u>	<u>783</u>	<u>243</u>	<u>407</u>	<u>25</u>	<u>6</u>	<u>313</u>

TOWN OF CHILI  
TOWN CLERK

LEGISLATIVE DISTRICT OR TOWN	ELECTION DISTRICT	TOTAL VOTES	VIRGINIA Li IGNATOWSKI REP	VIRGINIA Li IGNATOWSKI CON	VIRGINIA Li IGNATOWSKI IND	VIRGINIA Li IGNATOWSKI REF	SCATTER	BLANK AND VOID
Chili								
	1	199	107	28	27	2	0	35
	2	310	160	49	43	3	1	54
	3	267	133	33	28	2	3	68
	4	159	77	25	20	3	1	33
	5	215	105	29	25	4	2	50
	6	215	110	29	31	3	0	42
	7	105	45	15	15	0	0	30
	8	234	131	34	34	0	0	35
	9	239	117	30	39	3	1	49
	10	131	63	26	19	1	0	22
	11	229	122	28	32	2	2	43
	12	224	123	29	31	1	1	39
	13	328	188	37	42	2	1	58
	14	230	130	44	29	4	0	23
	15	197	114	18	25	2	0	38
	16	426	243	55	43	0	2	83
	17	581	342	69	60	1	0	109
	18	213	117	20	21	3	0	52
	19	235	140	20	26	1	0	48
	20	270	141	36	46	1	1	45
	21	165	89	19	16	1	0	40
	22	178	77	20	25	0	1	55
	23	159	90	21	25	2	0	21
	24	446	211	56	69	3	1	106
	25	145	64	21	19	2	1	38
	26	284	152	42	50	2	1	37
	27	194	93	42	19	2	0	38
	28	167	83	23	17	0	1	43
	29	159	82	25	19	3	0	30
	30	90	34	15	14	5	1	21
	31	233	130	20	36	0	2	45
	32	199	111	22	20	1	0	45
GRAND TOTAL:		<u>7,426</u>	<u>3,924</u>	<u>980</u>	<u>965</u>	<u>59</u>	<u>23</u>	<u>1,475</u>

TOWN OF CHILI  
TOWN JUSTICE

LEGISLATIVE DISTRICT OR TOWN	ELECTION DISTRICT	TOTAL VOTES	RONALD G. EVANGELISTA REP	RONALD G. EVANGELISTA CON	RONALD G. EVANGELISTA WOR	RONALD G. EVANGELISTA IND	RONALD G. EVANGELISTA REF	SCATTER	BLANK AND VOID
Chili	1	199	102	28	4	26	1	1	37
	2	310	150	42	9	35	6	0	68
	3	267	126	34	6	27	1	1	72
	4	159	76	25	3	19	2	1	33
	5	215	100	27	8	19	2	2	57
	6	215	101	28	4	30	2	0	50
	7	105	43	15	7	12	0	0	28
	8	234	129	33	8	31	0	0	33
	9	239	108	29	9	35	1	1	56
	10	131	61	26	4	13	1	0	26
	11	229	119	30	6	25	2	0	47
	12	224	113	30	4	31	1	1	44
	13	328	181	36	7	40	5	0	59
	14	230	128	41	4	29	3	0	25
	15	197	104	17	4	26	3	0	43
	16	426	235	51	9	33	0	3	95
	17	581	331	68	16	58	0	0	108
	18	213	110	17	3	21	2	0	60
	19	235	134	23	8	19	1	0	50
	20	270	134	31	16	29	3	2	55
	21	165	87	18	6	14	3	0	37
	22	178	71	22	7	21	0	1	56
	23	159	84	20	4	23	2	0	26
	24	446	211	49	16	56	5	2	107
	25	145	59	21	5	18	1	1	40
	26	284	145	41	9	43	1	0	45
	27	194	88	39	11	16	1	1	38
	28	167	82	23	7	10	0	0	45
	29	159	80	24	4	16	2	0	33
	30	90	33	16	4	13	2	1	21
	31	233	122	21	10	31	1	1	47
	32	199	109	26	12	11	1	0	40
GRAND TOTAL:		<u>7,426</u>	<u>3,756</u>	<u>951</u>	<u>234</u>	<u>830</u>	<u>55</u>	<u>19</u>	<u>1,581</u>

TOWN OF CHILI  
MEMBER OF TOWN COUNCIL  
(VOTE FOR 2)

LEGISLATIVE DISTRICT OR TOWN	ELECTION DISTRICT	TOTAL VOTES	MARK L. DECORY	MARY C. SPERR	MARK L. DECORY	MARY C. SPERR	MARK L. DECORY	MARY C. SPERR	MARK L. DECORY	MARY C. SPERR	SCATTER	BLANK AND VOID
			REP	REP	CON	CON	IND	IND	REF	REF		
Chili	1	398	100	97	30	32	28	27	1	2	1	80
	2	620	154	155	43	43	36	38	5	6	1	139
	3	534	124	123	32	35	26	26	3	2	2	161
	4	318	72	72	24	23	21	19	3	3	2	79
	5	430	97	100	27	29	23	24	3	4	3	120
	6	430	96	102	30	27	31	30	2	2	0	110
	7	210	45	43	15	15	14	12	2	4	0	60
	8	468	125	123	33	31	37	39	1	1	2	76
	9	478	110	108	30	31	38	40	2	3	2	114
	10	262	60	60	28	26	13	15	3	2	0	55
	11	458	114	110	33	33	31	31	2	2	3	99
	12	448	112	111	29	30	36	33	0	1	2	94
	13	656	182	183	32	33	42	41	2	4	8	129
	14	460	124	125	44	41	31	30	1	3	0	61
	15	394	103	102	20	21	28	30	2	2	0	86
	16	852	230	232	57	55	40	41	2	3	4	188
	17	1,162	321	327	69	69	61	60	2	1	1	251
	18	426	106	109	20	18	21	19	2	2	0	129
	19	470	130	134	21	18	23	25	2	2	0	115
	20	540	134	137	32	34	44	43	1	2	2	111
	21	330	82	81	19	21	14	17	3	2	0	91
	22	356	70	68	23	22	26	29	1	3	2	112
	23	318	82	83	20	21	23	25	2	2	2	58
	24	892	200	199	48	53	69	68	5	6	6	238
	25	290	60	57	22	22	19	19	1	1	2	87
	26	568	143	140	44	40	47	46	2	3	2	101

TOWN OF CHILI  
MEMBER OF TOWN COUNCIL  
(VOTE FOR 2)

LEGISLATIVE DISTRICT OR TOWN	ELECTION DISTRICT	TOTAL VOTES	MARK L. DECORY	MARY C. SPERR	MARK L. DECORY	MARY C. SPERR	MARK L. DECORY	MARY C. SPERR	MARK L. DECORY	MARY C. SPERR	SCATTER	BLANK AND VOID
			REP	REP	CON	CON	IND	IND	REF	REF		
Chili	27	388	85	83	37	40	20	20	1	1	0	101
	28	334	80	79	23	25	14	13	0	0	2	98
	29	318	76	75	25	24	18	19	2	1	0	78
	30	180	33	31	15	15	15	14	3	3	2	49
	31	466	118	123	21	22	35	35	3	1	2	106
	32	398	104	103	25	27	17	16	2	2	2	100
GRAND TOTAL:		<u>14,852</u>	<u>3,672</u>	<u>3,675</u>	<u>971</u>	<u>976</u>	<u>941</u>	<u>944</u>	<u>66</u>	<u>76</u>	<u>55</u>	<u>3,476</u>

TOWN OF CLARKSON  
SUPERVISOR

LEGISLATIVE DISTRICT OR TOWN	ELECTION DISTRICT	TOTAL VOTES	GERALD UNDERWOOD	PAUL M. KIMBALL	PAUL M. KIMBALL	PAUL M. KIMBALL	PAUL M. KIMBALL	GERALD UNDERWOOD	SCATTER	BLANK AND VOID
			DEM	REP	CON	IND	REF	CMG		
Clarkson	1	356	157	128	43	6	0	9	0	13
	2	51	14	23	5	6	0	0	0	3
	3	297	166	82	21	2	2	18	0	6
	4	414	166	169	32	15	2	16	1	13
	5	511	229	167	56	23	0	19	0	17
	6	261	127	83	24	12	0	7	0	8
GRAND TOTAL:		<u>1,890</u>	<u>859</u>	<u>652</u>	<u>181</u>	<u>64</u>	<u>4</u>	<u>69</u>	<u>1</u>	<u>60</u>

TOWN OF CLARKSON  
TOWN JUSTICE

LEGISLATIVE DISTRICT OR TOWN	ELECTION DISTRICT	TOTAL VOTES	PETER SELIG	IAN E. PENDERS	IAN E. PENDERS	PETER SELIG	IAN E. PENDERS	IAN E. PENDERS	SCATTER	BLANK AND VOID
			DEM	REP	CON	WOR/CMG	IND	REF		
Clarkson	1	356	135	131	45	7	12	2	0	24
	2	51	16	22	6	0	5	0	0	2
	3	297	145	96	30	7	8	5	0	6
	4	414	140	180	38	17	13	2	0	24
	5	511	204	185	56	14	27	3	0	22
	6	261	117	87	27	6	17	0	0	7
GRAND TOTAL:		<u>1,890</u>	<u>757</u>	<u>701</u>	<u>202</u>	<u>51</u>	<u>82</u>	<u>12</u>	<u>0</u>	<u>85</u>



TOWN OF CLARKSON  
MEMBER OF TOWN COUNCIL  
(VOTE FOR 2)

LEGISLATIVE DISTRICT OR TOWN	ELECTION DISTRICT	TOTAL VOTES	SAMANTHA E. GOLDEN DEM	THERESA ALANO DEM	ALLAN T. HOY REP	PATRICK M. DIDAS REP	ALLAN T. HOY CON	PATRICK M. DIDAS CON	SAMANTHA E. GOLDEN WOR/CMG	ALLAN T. HOY IND	PATRICK M. DIDAS IND	ALLAN T. HOY REF	PATRICK M. DIDAS REF	THERESA ALANO CMG	SCATTER	BLANK AND VOID
Clarkson	1	712	139	137	135	133	44	40	12	8	7	2	1	7	0	47
	2	102	16	14	18	23	6	6	2	4	5	0	0	1	0	7
	3	594	155	152	91	93	23	24	9	6	5	2	2	14	0	18
	4	828	154	143	185	174	33	35	14	12	13	2	1	17	0	45
	5	1,022	219	203	177	178	61	63	16	23	23	2	3	9	0	45
	6	522	124	121	75	84	28	31	7	12	15	1	0	5	0	19
GRAND TOTAL:		<u>3,780</u>	<u>807</u>	<u>770</u>	<u>681</u>	<u>685</u>	<u>195</u>	<u>199</u>	<u>60</u>	<u>65</u>	<u>68</u>	<u>9</u>	<u>7</u>	<u>53</u>	<u>0</u>	<u>181</u>

TOWN OF CLARKSON  
SUPERINTENDENT OF HIGHWAYS

LEGISLATIVE DISTRICT OR TOWN	ELECTION DISTRICT	TOTAL VOTES	ROBERT M. VISCARDI REP	ROBERT M. VISCARDI CON	ROBERT M. VISCARDI IND	ROBERT M. VISCARDI REF	SCATTER	BLANK AND VOID
Clarkson	1	356	180	51	28	3	3	91
	2	51	25	7	6	0	0	13
	3	297	122	37	34	7	0	97
	4	414	237	50	42	7	1	77
	5	511	248	72	61	4	3	123
	6	261	129	32	31	3	1	65
GRAND TOTAL:		<u>1,890</u>	<u>941</u>	<u>249</u>	<u>202</u>	<u>24</u>	<u>8</u>	<u>466</u>

TOWN/VILLAGE OF EAST ROCHESTER  
TOWN JUSTICE

LEGISLATIVE DISTRICT OR TOWN	ELECTION DISTRICT	TOTAL VOTES	DAVID P. BONACCHI	DAVID P. BONACCHI	DAVID P. BONACCHI	DAVID P. BONACCHI	DAVID P. BONACCHI	SCATTER	BLANK AND VOID
			REP	CON	WOR	IND	REF		
East Rochester	1	210	104	19	5	28	1	1	52
	2	216	108	21	9	30	0	2	46
	3	228	120	24	9	16	2	2	55
	4	177	82	7	15	24	2	5	42
	5	174	77	10	12	30	1	2	42
	6	266	121	18	6	34	2	2	83
	7	185	85	20	14	28	4	2	32
GRAND TOTAL:		<u>1,456</u>	<u>697</u>	<u>119</u>	<u>70</u>	<u>190</u>	<u>12</u>	<u>16</u>	<u>352</u>

TOWN/VILLAGE OF EAST ROCHESTER  
VILLAGE TRUSTEE  
(VOTE FOR 2)  
PART 1 OF 2

LEGISLATIVE DISTRICT OR TOWN	ELECTION DISTRICT	TOTAL VOTES	MARK D. MCDERMOTT	KATHERINE STEELY HENNELLY	KELLEY L. SWAGLER	TED CONNERS	KELLEY L. SWAGLER	TED CONNERS	MARK D. MCDERMOTT
			DEM	DEM	REP	REP	CON	CON	GRE
East Rochester									
	1	420	75	74	89	86	17	18	3
	2	432	76	73	88	92	14	16	6
	3	456	72	68	103	113	26	26	4
	4	354	60	53	72	75	6	7	5
	5	348	64	63	65	70	13	15	8
	6	532	112	104	98	94	16	14	13
	7	370	73	70	68	78	18	18	3
GRAND TOTAL:		<u>2,912</u>	<u>532</u>	<u>505</u>	<u>583</u>	<u>608</u>	<u>110</u>	<u>114</u>	<u>42</u>

TOWN/VILLAGE OF EAST ROCHESTER  
VILLAGE TRUSTEE  
(VOTE FOR 2)  
PART 2 OF 2

LEGISLATIVE DISTRICT OR TOWN	ELECTION DISTRICT	TOTAL VOTES	MARK D. MCDERMOTT	KATHERINE STEELY HENNELLY	KELLEY L. SWAGLER	TED CONNERS	KELLEY L. SWAGLER	TED CONNERS	SCATTER	BLANK AND VOID
			WOR	WOR	IND	IND	REF	REF		
East Rochester	1	420	6	10	12	10	0	0	0	20
	2	432	11	11	12	14	0	0	0	19
	3	456	5	6	9	10	1	3	2	8
	4	354	6	14	17	13	2	1	0	23
	5	348	7	9	10	11	1	1	0	11
	6	532	2	10	11	15	1	0	0	42
	7	370	3	6	11	9	0	0	0	13
GRAND TOTAL:		<u>2,912</u>	<u>40</u>	<u>66</u>	<u>82</u>	<u>82</u>	<u>5</u>	<u>5</u>	<u>2</u>	<u>136</u>

TOWN OF GATES  
SUPERVISOR

LEGISLATIVE DISTRICT OR TOWN	ELECTION DISTRICT	TOTAL VOTES	JAMES B. MAHER DEM	MARK W. ASSINI REP	MARK W. ASSINI CON	MARK W. ASSINI IND	MARK W. ASSINI REF	SCATTER	BLANK AND VOID
Gates									
	1	121	43	50	11	12	1	0	4
	2	172	38	99	13	13	2	1	6
	3	131	36	66	17	3	1	1	7
	4	169	33	97	27	7	1	0	4
	5	289	65	174	25	16	0	0	9
	6	191	52	106	13	12	3	0	5
	7	372	72	221	29	29	1	0	20
	8	156	25	100	14	11	1	0	5
	9	196	52	111	13	11	1	0	8
	10	109	30	51	21	5	0	0	2
	11	146	34	79	19	8	0	0	6
	12	129	28	70	13	12	0	0	6
	13	140	31	65	18	17	1	0	8
	14	142	40	79	11	7	1	0	4
	15	312	79	176	22	23	0	0	12
	16	148	44	79	15	4	0	0	6
	17	154	34	90	21	8	0	0	1
	18	198	26	121	33	13	2	0	3
	19	192	32	114	22	15	0	0	9
	20	155	33	82	18	16	1	0	5
	21	191	31	124	13	12	3	0	8
	22	165	32	93	19	7	1	1	12
	23	185	41	94	30	10	0	0	10
	24	321	81	175	28	25	0	0	12
	25	142	33	79	16	10	1	0	3
	26	255	56	151	27	17	2	0	2
	27	218	51	128	18	15	3	0	3
	28	155	23	112	8	10	0	0	2
	29	154	39	69	18	20	2	0	6
	30	121	29	68	11	8	0	0	5
	31	157	18	107	15	11	2	1	3
	32	236	54	114	31	26	1	0	10
	33	70	19	41	6	1	0	0	3
	34	154	28	97	13	9	2	0	5
	35	117	19	72	12	11	0	0	3
GRAND TOTAL:		<u>6,263</u>	<u>1,381</u>	<u>3,554</u>	<u>640</u>	<u>434</u>	<u>33</u>	<u>4</u>	<u>217</u>

TOWN OF GATES  
TOWN JUSTICE  
(VOTE FOR 2)

LEGISLATIVE DISTRICT OR TOWN	ELECTION DISTRICT	TOTAL VOTES	PETER P. PUPATELLI	FRANK M. CASSARA	PETER P. PUPATELLI	FRANK M. CASSARA	PETER P. PUPATELLI	FRANK M. CASSARA	PETER P. PUPATELLI	FRANK M. CASSARA	SCATTER	BLANK AND VOID
			REP	REP	CON	CON	IND	IND	REF	REF		
Gates												
	1	242	48	48	12	13	19	17	0	2	3	80
	2	344	87	86	10	10	20	23	5	4	2	97
	3	262	65	67	18	18	12	12	0	1	2	67
	4	338	88	87	22	26	10	12	2	1	0	90
	5	578	170	163	31	30	28	26	0	0	0	130
	6	382	101	91	16	16	19	21	3	3	0	112
	7	744	203	205	33	33	37	39	4	2	0	188
	8	312	93	87	18	14	12	12	2	1	0	73
	9	392	111	109	17	20	13	13	4	2	0	103
	10	218	41	42	23	23	8	7	0	0	2	72
	11	292	74	75	21	20	9	8	3	2	2	78
	12	258	56	59	15	12	15	13	0	0	0	88
	13	280	54	45	24	23	24	25	2	3	1	79
	14	284	73	66	12	12	18	12	3	3	0	85
	15	624	149	147	31	30	40	36	2	4	4	181
	16	296	72	70	19	21	15	14	1	1	2	81
	17	308	84	80	19	20	13	12	1	2	0	77
	18	396	110	106	30	34	14	12	1	3	4	82
	19	384	108	102	25	27	16	16	1	0	0	89
	20	310	72	71	18	17	17	17	2	2	0	94
	21	382	109	99	15	13	20	20	1	2	0	103
	22	330	83	83	20	22	12	9	2	2	6	91
	23	370	90	81	29	31	20	19	1	3	2	94
	24	642	171	167	30	32	33	31	2	1	2	173
	25	284	64	67	16	17	19	17	2	2	0	80
	26	510	142	132	29	31	26	20	6	6	0	118

TOWN OF GATES  
TOWN JUSTICE  
(VOTE FOR 2)

LEGISLATIVE DISTRICT OR TOWN	ELECTION DISTRICT	TOTAL VOTES	PETER P. PUPATELLI	FRANK M. CASSARA	PETER P. PUPATELLI	FRANK M. CASSARA	PETER P. PUPATELLI	FRANK M. CASSARA	PETER P. PUPATELLI	FRANK M. CASSARA	SCATTER	BLANK AND VOID
			REP	REP	CON	CON	IND	IND	REF	REF		
Gates	27	436	124	111	24	24	19	20	1	0	6	107
	28	310	101	101	10	12	11	12	2	0	1	60
	29	308	65	60	19	19	22	24	2	2	0	95
	30	242	64	61	15	13	12	13	0	0	1	63
	31	314	94	88	15	18	9	9	4	2	4	71
	32	472	106	106	35	29	38	39	1	1	0	117
	33	140	38	37	6	6	6	7	0	0	1	39
	34	308	97	85	13	16	15	16	2	1	4	59
	35	234	70	68	11	8	14	12	1	0	0	50
GRAND TOTAL:		<u>12,526</u>	<u>3,277</u>	<u>3,152</u>	<u>701</u>	<u>710</u>	<u>635</u>	<u>615</u>	<u>63</u>	<u>58</u>	<u>49</u>	<u>3,266</u>



TOWN OF GATES  
MEMBER OF TOWN COUNCIL  
(VOTE FOR 2)

LEGISLATIVE DISTRICT OR TOWN	ELECTION DISTRICT	TOTAL VOTES	TIMOTHY P. GUILLEMETTE	KESHA CARTER	ANDREW LOUGHLIN	LEE CORDERO	ANDREW LOUGHLIN	LEE CORDERO	KESHA CARTER	ANDREW LOUGHLIN	LEE CORDERO	KESHA CARTER	ANDREW LOUGHLIN	LEE CORDERO	SCATTER	BLANK AND VOID
			DEM	DEM	REP	REP	CON	CON	WOR	IND	IND	WEP	REF	REF		
Gates																
	1	242	49	53	39	42	12	12	3	7	6	3	0	0	0	16
	2	344	55	62	65	67	10	10	0	12	12	3	2	2	1	43
	3	262	41	47	55	55	16	13	5	3	4	0	0	0	0	23
	4	338	45	39	85	78	21	22	5	6	7	0	1	1	0	28
	5	578	98	88	139	128	24	22	7	12	4	3	0	0	0	53
	6	382	73	72	82	75	10	11	8	7	5	2	0	1	0	36
	7	744	97	101	174	181	27	26	6	24	22	3	1	1	0	81
	8	312	35	39	82	86	14	12	2	7	5	3	0	1	0	26
	9	392	64	63	89	84	12	13	1	7	6	2	1	0	0	50
	10	218	35	39	39	39	19	19	1	5	5	0	0	0	0	17
	11	292	42	49	65	64	16	17	5	3	2	2	0	0	2	25
	12	258	49	52	48	47	7	7	6	5	1	1	0	1	0	34
	13	280	38	47	41	39	20	21	4	16	15	0	1	1	0	37
	14	284	55	49	57	58	8	8	4	6	4	1	0	1	0	33
	15	624	101	99	130	133	26	18	5	15	13	7	0	0	0	77
	16	296	52	56	59	57	14	15	1	5	4	1	1	1	0	30
	17	308	51	47	69	57	15	18	4	7	6	1	0	1	0	32
	18	396	41	44	101	95	30	30	2	10	4	1	1	2	1	34
	19	384	49	54	90	83	22	21	4	11	5	0	0	0	0	45
	20	310	47	50	58	57	17	19	4	11	11	1	0	0	0	35
	21	382	61	49	94	88	8	9	10	8	8	5	2	2	0	38
	22	330	47	59	72	67	19	17	3	2	1	5	1	1	1	35
	23	370	59	61	68	64	27	25	4	5	7	2	0	1	0	47

TOWN OF GATES  
MEMBER OF TOWN COUNCIL  
(VOTE FOR 2)

LEGISLATIVE DISTRICT OR TOWN	ELECTION DISTRICT	TOTAL VOTES	TIMOTHY P. GUILLEMETTE	KESHA CARTER	ANDREW LOUGHLIN	LEE CORDERO	ANDREW LOUGHLIN	LEE CORDERO	KESHA CARTER	ANDREW LOUGHLIN	LEE CORDERO	KESHA CARTER	ANDREW LOUGHLIN	LEE CORDERO	SCATTER	BLANK AND VOID
			DEM	DEM	REP	REP	CON	CON	WOR	IND	IND	WEP	REF	REF		
Gates	24	642	101	106	146	135	24	21	7	16	14	1	1	0	0	70
	25	284	40	43	58	59	15	17	2	6	6	2	1	2	0	33
	26	510	72	74	122	112	22	22	3	15	8	3	0	2	0	55
	27	436	70	70	95	97	17	16	3	6	8	0	1	0	0	53
	28	310	45	48	81	79	10	9	1	5	2	2	0	0	0	28
	29	308	55	59	59	54	14	15	1	12	7	2	1	0	0	29
	30	242	33	34	54	53	11	12	1	5	6	1	0	0	1	31
	31	314	30	30	82	82	14	16	3	6	9	0	2	0	2	38
	32	472	71	83	96	80	27	22	4	19	19	4	0	0	0	47
	33	140	25	30	29	27	4	5	1	2	3	0	0	0	0	14
	34	308	40	44	75	73	12	8	6	8	6	1	0	0	0	35
	35	234	30	32	58	53	7	8	1	3	5	0	1	0	0	36
GRAND TOTAL:		<u>12,526</u>	<u>1,896</u>	<u>1,972</u>	<u>2,756</u>	<u>2,648</u>	<u>571</u>	<u>556</u>	<u>127</u>	<u>297</u>	<u>250</u>	<u>62</u>	<u>18</u>	<u>21</u>	<u>8</u>	<u>1,344</u>

TOWN OF GREECE  
SUPERVISOR

LEGISLATIVE DISTRICT OR TOWN	ELECTION DISTRICT	TOTAL VOTES	JAMES F. LEARY, JR.	BILL REILICH	BILL REILICH	JAMES F. LEARY, JR.	BILL REILICH	BILL REILICH	SCATTER	BLANK AND VOID
			DEM	REP	CON	WOR	IND	REF		
Greece	1	180	66	56	27	7	12	1	0	11
	2	275	90	118	27	10	18	1	0	11
	3	170	59	69	21	5	6	1	2	7
	4	165	69	61	17	3	6	0	0	9
	5	138	69	43	10	3	5	1	1	6
	6	116	55	36	13	4	3	0	0	5
	7	181	80	61	16	8	6	0	0	10
	8	171	62	58	19	14	10	0	0	8
	9	171	61	71	12	4	11	0	1	11
	10	151	70	53	11	5	3	0	0	9
	11	61	25	20	3	5	7	0	0	1
	12	110	45	32	16	5	4	0	0	8
	13	183	89	61	8	9	9	0	0	7
	14	114	52	32	9	10	3	1	0	7
	15	183	82	60	18	5	4	0	1	13
	16	167	69	63	8	4	13	0	0	10
	17	272	97	126	25	5	8	2	0	9
	18	256	101	102	22	8	13	1	0	9
	19	150	62	55	11	13	4	0	0	5
	20	160	55	54	25	5	10	0	0	11
	21	165	74	52	15	5	10	0	1	8
	22	141	48	60	16	3	7	0	0	7
	23	299	124	109	26	10	12	0	1	17
	24	282	119	104	25	6	5	0	0	23
	25	177	70	66	10	9	7	0	0	15
	26	147	67	45	13	7	4	0	1	10
	27	295	109	108	33	10	13	2	1	19
	28	268	121	96	20	13	9	0	0	9
	29	182	77	70	20	3	4	2	0	6
	30	136	68	40	10	6	5	0	0	7
	31	179	65	70	21	6	6	0	0	11
	32	160	56	58	14	9	14	2	1	6
	33	248	93	99	23	7	9	1	0	16
	34	266	99	117	23	11	11	0	0	5
	35	227	89	91	23	5	9	1	0	9
	36	260	89	114	30	6	7	3	0	11
	37	160	59	58	25	5	5	0	0	8
	38	314	120	131	24	8	17	1	0	13
	39	134	53	55	14	2	4	1	0	5
	40	168	71	58	13	4	12	2	0	8
	41	242	96	91	28	7	8	0	0	12
	42	167	84	45	20	6	2	1	1	8
	43	216	84	87	21	9	7	0	0	8
	44	328	130	132	33	7	12	0	2	12

TOWN OF GREECE  
SUPERVISOR

LEGISLATIVE DISTRICT OR TOWN	ELECTION DISTRICT	TOTAL VOTES	JAMES F. LEARY, JR.	BILL REILICH	BILL REILICH	JAMES F. LEARY, JR.	BILL REILICH	BILL REILICH	SCATTER	BLANK AND VOID
			DEM	REP	CON	WOR	IND	REF		
Greece										
	45	341	127	143	30	8	15	0	0	18
	46	98	48	31	6	4	4	1	0	4
	47	218	84	74	29	7	15	1	0	8
	48	151	53	64	9	3	5	0	0	17
	49	147	61	50	18	7	5	0	0	6
	50	222	79	92	22	9	9	0	0	11
	51	138	57	55	9	3	5	0	0	9
	52	269	102	100	28	9	17	0	1	12
	53	172	73	63	10	4	7	1	1	13
	54	273	103	109	23	11	10	0	0	17
	55	153	63	58	18	3	6	0	0	5
	56	268	114	101	28	8	6	1	1	9
	57	199	80	86	17	4	7	0	0	5
	58	268	106	111	18	4	13	1	1	14
	59	81	43	16	12	3	2	0	0	5
	60	178	70	65	15	10	7	3	0	8
	61	166	75	51	16	8	11	0	0	5
	62	265	114	100	17	8	14	5	0	7
	63	218	100	72	20	5	8	0	0	13
	64	165	61	72	15	5	4	0	1	7
	65	210	71	85	17	6	6	0	0	25
	66	120	57	37	13	3	5	0	0	5
	67	195	64	89	22	5	8	1	0	6
	68	268	100	96	34	10	10	0	1	17
	69	153	62	59	17	3	5	0	0	7
	70	634	223	280	57	20	21	2	1	30
	71	278	120	106	31	6	4	0	0	11
	72	316	140	120	30	5	9	0	0	12
	73	117	50	39	19	3	2	0	0	4
	74	163	61	73	10	2	10	1	1	5
	75	149	61	55	15	5	6	0	0	7
	76	191	52	96	25	3	9	1	0	5
	77	259	108	105	12	6	11	3	1	13
	78	141	50	62	12	4	8	0	0	5
	79	437	149	187	55	12	17	0	0	17
	80	306	101	130	38	6	10	1	0	20
	81	147	56	63	12	5	3	0	0	8
	82	161	68	51	18	5	9	0	0	10
	83	95	39	37	11	2	5	0	0	1
	84	242	111	78	23	9	8	0	0	13
	85	272	116	90	25	14	9	1	0	17
	86	314	124	124	26	8	14	0	0	18
	87	177	78	58	17	7	8	1	0	8
	88	244	117	85	21	6	8	0	0	7

TOWN OF GREECE  
SUPERVISOR

LEGISLATIVE DISTRICT OR TOWN	ELECTION DISTRICT	TOTAL VOTES	JAMES F. LEARY, JR.	BILL REILICH	BILL REILICH	JAMES F. LEARY, JR.	BILL REILICH	BILL REILICH	SCATTER	BLANK AND VOID
			DEM	REP	CON	WOR	IND	REF		
Greece										
	89	204	81	91	15	5	6	0	0	6
	90	288	114	98	36	13	9	1	0	17
	91	402	168	156	31	7	14	1	1	24
	92	296	124	115	29	8	9	0	0	11
	93	272	135	85	23	5	13	1	0	10
	94	215	91	75	25	6	8	1	0	9
	95	128	55	53	8	5	4	0	0	3
	96	277	140	101	18	1	7	0	0	10
	97	453	186	185	40	5	13	0	0	24
	98	390	152	157	33	17	16	2	0	13
	99	266	79	115	34	5	16	1	0	16
	100	348	130	139	28	11	11	1	0	28
	101	163	68	56	18	5	5	1	0	10
	102	346	146	145	19	8	17	0	0	11
	103	307	102	142	28	7	15	2	0	11
	104	197	77	78	17	6	6	0	0	13
	105	361	137	149	31	14	18	0	0	12
	106	225	65	112	23	5	9	1	0	10
	107	166	64	63	18	7	8	1	0	5
	108	168	65	70	18	4	5	0	0	6
	109	318	142	101	17	17	17	0	0	24
GRAND TOTAL:		<u>23,904</u>	<u>9,535</u>	<u>9,191</u>	<u>2,247</u>	<u>735</u>	<u>955</u>	<u>61</u>	<u>23</u>	<u>1,157</u>

TOWN OF GREECE  
TOWN JUSTICE  
(VOTE FOR 4)  
PART 1 OF 2

LEGISLATIVE DISTRICT OR TOWN	ELECTION DISTRICT	TOTAL VOTES	GINO M. NITTI	DAVID MICHAEL BARRY, SR.	BRETT C. GRANVILLE	VINCENT B. CAMPBELL	SHANNON J. O'KEEFE-PERO	DAVID MICHAEL BARRY, SR.	BRETT C. GRANVILLE	VINCENT B. CAMPBELL	SHANNON J. O'KEEFE-PERO
			DEM	REP	REP	REP	REP	CON	CON	CON	CON
Greece											
	1	720	72	65	59	76	58	30	33	31	33
	2	1,100	105	117	103	118	106	35	39	37	39
	3	680	62	84	86	87	91	21	23	24	21
	4	660	76	66	64	73	71	19	21	22	20
	5	552	61	50	48	51	50	11	18	21	19
	6	464	53	45	41	50	43	13	11	14	12
	7	724	85	65	76	81	77	21	23	20	24
	8	684	77	58	73	70	73	21	26	29	23
	9	684	79	63	67	62	70	11	16	16	13
	10	604	65	59	60	63	60	16	20	17	16
	11	244	21	28	21	24	24	3	6	6	5
	12	440	50	41	38	39	43	15	19	17	12
	13	732	96	61	71	77	72	16	19	24	23
	14	456	60	33	35	40	40	10	12	14	13
	15	732	80	81	81	85	71	25	24	25	25
	16	668	64	66	70	79	80	15	13	13	13
	17	1,088	118	116	136	140	137	28	21	27	28
	18	1,024	115	95	101	108	106	30	32	32	30
	19	600	73	56	57	52	59	13	17	17	18
	20	640	61	64	55	60	63	24	24	25	25
	21	660	76	49	51	56	53	22	22	26	24
	22	564	54	54	55	58	58	13	15	14	17
	23	1,196	129	104	108	121	110	32	28	30	30
	24	1,128	129	122	128	137	139	23	32	29	32

TOWN OF GREECE  
TOWN JUSTICE  
(VOTE FOR 4)  
PART 1 OF 2

LEGISLATIVE DISTRICT OR TOWN	ELECTION DISTRICT	TOTAL VOTES	GINO M. NITTI	DAVID MICHAEL BARRY, SR.	BRETT C. GRANVILLE	VINCENT B. CAMPBELL	SHANNON J. O'KEEFE-PERO	DAVID MICHAEL BARRY, SR.	BRETT C. GRANVILLE	VINCENT B. CAMPBELL	SHANNON J. O'KEEFE-PERO
			DEM	REP	REP	REP	REP	CON	CON	CON	CON
Greece											
	25	708	71	64	74	75	71	14	9	10	12
	26	588	66	55	48	64	56	15	21	19	21
	27	1,180	143	109	113	127	124	31	33	39	35
	28	1,072	116	103	122	133	122	30	33	31	29
	29	728	84	77	81	79	78	22	22	26	21
	30	544	65	51	46	49	53	13	16	14	19
	31	716	78	78	73	83	77	22	21	25	22
	32	640	67	55	64	70	64	15	15	14	16
	33	992	121	87	102	103	99	24	26	30	23
	34	1,064	109	114	103	124	119	31	28	32	36
	35	908	84	97	101	107	107	33	35	37	36
	36	1,040	107	113	129	139	134	29	37	34	33
	37	640	72	57	59	66	65	26	29	32	28
	38	1,256	132	145	122	143	130	30	30	29	27
	39	536	62	51	57	60	56	14	18	19	20
	40	672	75	67	61	72	67	19	23	21	19
	41	968	92	108	104	120	105	30	29	30	25
	42	668	82	51	63	62	57	21	25	29	30
	43	864	91	94	97	102	104	23	26	26	29
	44	1,312	144	136	148	149	144	34	38	37	34
	45	1,364	131	140	154	154	142	35	37	40	38
	46	392	42	25	37	34	31	12	12	15	12
	47	872	100	89	80	85	87	31	35	36	34
	48	604	60	59	64	73	68	15	17	15	17

TOWN OF GREECE  
TOWN JUSTICE  
(VOTE FOR 4)  
PART 1 OF 2

LEGISLATIVE DISTRICT OR TOWN	ELECTION DISTRICT	TOTAL VOTES	GINO M. NITTI	DAVID MICHAEL BARRY, SR.	BRETT C. GRANVILLE	VINCENT B. CAMPBELL	SHANNON J. O'KEEFE-PERO	DAVID MICHAEL BARRY, SR.	BRETT C. GRANVILLE	VINCENT B. CAMPBELL	SHANNON J. O'KEEFE-PERO
			DEM	REP	REP	REP	REP	CON	CON	CON	CON
Greece											
	49	588	57	61	58	65	64	17	19	20	19
	50	888	89	89	108	100	92	22	28	24	30
	51	552	52	57	62	63	60	15	16	18	17
	52	1,076	107	97	111	111	103	33	29	34	36
	53	688	82	70	62	69	67	15	20	20	16
	54	1,092	118	123	110	126	118	32	33	34	33
	55	612	68	55	58	58	57	21	24	28	24
	56	1,072	120	108	113	120	110	21	30	30	23
	57	796	101	70	89	93	82	19	27	28	29
	58	1,072	134	108	114	135	123	28	28	31	29
	59	324	44	18	16	22	21	12	15	14	12
	60	712	83	66	79	76	74	15	17	17	16
	61	664	77	54	53	57	53	21	21	22	22
	62	1,060	134	99	99	110	100	25	24	29	28
	63	872	105	80	80	90	89	25	28	32	31
	64	660	70	84	77	81	74	17	19	21	20
	65	840	72	89	88	99	81	14	14	14	14
	66	480	54	43	47	51	44	17	18	18	17
	67	780	73	87	84	89	89	24	29	29	25
	68	1,072	103	106	100	118	107	47	39	43	38
	69	612	85	48	62	67	62	20	24	24	25
	70	2,536	251	299	320	332	313	64	64	70	70
	71	1,112	99	118	115	127	111	40	39	38	36
	72	1,264	140	137	137	141	137	40	38	43	40



TOWN OF GREECE  
TOWN JUSTICE  
(VOTE FOR 4)  
PART 1 OF 2

LEGISLATIVE DISTRICT OR TOWN	ELECTION DISTRICT	TOTAL VOTES	GINO M. NITTI  DEM	DAVID MICHAEL BARRY, SR.  REP	BRETT C. GRANVILLE  REP	VINCENT B. CAMPBELL  REP	SHANNON J. O'KEEFE-PERO  REP	DAVID MICHAEL BARRY, SR.  CON	BRETT C. GRANVILLE  CON	VINCENT B. CAMPBELL  CON	SHANNON J. O'KEEFE-PERO  CON
Greece											
	73	468	56	34	38	50	41	19	25	19	23
	74	652	74	70	60	76	67	10	13	15	15
	75	596	67	53	62	66	56	15	19	17	17
	76	764	52	104	96	113	105	20	20	21	22
	77	1,036	105	107	115	121	106	19	18	17	18
	78	564	49	68	58	67	57	15	16	17	12
	79	1,748	176	190	187	205	196	69	75	73	66
	80	1,224	127	143	147	154	142	40	49	52	48
	81	588	66	69	64	74	66	11	13	12	13
	82	644	78	49	56	62	60	17	22	19	19
	83	380	44	32	40	37	39	13	15	15	16
	84	968	116	84	84	97	90	37	39	38	39
	85	1,088	131	101	119	125	113	38	34	41	47
	86	1,256	136	133	141	154	146	31	36	36	37
	87	708	80	66	73	78	77	21	26	26	21
	88	976	126	97	93	105	98	33	25	32	24
	89	816	89	97	97	113	98	15	17	18	16
	90	1,152	126	127	111	124	116	38	38	43	41
	91	1,608	177	174	165	184	166	42	47	46	46
	92	1,184	126	119	112	123	122	27	30	34	33
	93	1,088	138	90	102	102	105	27	27	28	28
	94	860	97	77	80	86	87	29	31	34	30
	95	512	65	48	59	58	52	11	11	13	11
	96	1,108	148	98	120	130	122	23	21	21	18

TOWN OF GREECE  
TOWN JUSTICE  
(VOTE FOR 4)  
PART 1 OF 2

LEGISLATIVE DISTRICT OR TOWN	ELECTION DISTRICT	TOTAL VOTES	GINO M. NITTI DEM	DAVID MICHAEL BARRY, SR. REP	BRETT C. GRANVILLE REP	VINCENT B. CAMPBELL REP	SHANNON J. O'KEEFE-PERO REP	DAVID MICHAEL BARRY, SR. CON	BRETT C. GRANVILLE CON	VINCENT B. CAMPBELL CON	SHANNON J. O'KEEFE-PERO CON
Greece											
	97	1,812	195	202	213	221	211	51	54	58	54
	98	1,560	174	160	165	179	166	35	43	45	42
	99	1,064	92	127	114	125	116	33	35	41	38
	100	1,392	160	140	146	155	145	35	39	44	38
	101	652	72	80	74	85	73	19	21	22	23
	102	1,384	157	152	170	168	179	29	24	34	25
	103	1,228	125	134	135	139	133	34	38	41	40
	104	788	89	93	94	95	93	18	23	24	23
	105	1,444	152	157	176	186	173	41	47	46	43
	106	900	70	123	118	119	107	25	23	24	26
	107	664	68	69	68	74	71	24	22	27	22
	108	672	66	74	70	73	72	23	18	20	20
	109	1,272	170	97	102	118	125	21	25	28	27
GRAND TOTAL:		<u>95,616</u>	<u>10,412</u>	<u>9,671</u>	<u>9,952</u>	<u>10,721</u>	<u>10,136</u>	<u>2,648</u>	<u>2,851</u>	<u>2,992</u>	<u>2,862</u>

TOWN OF GREECE  
TOWN JUSTICE  
(VOTE FOR 4)  
PART 2 OF 2

LEGISLATIVE DISTRICT OR TOWN	ELECTION DISTRICT	TOTAL VOTES	DAVID MICHAEL BARRY, SR.	BRETT C. GRANVILLE	VINCENT B. CAMPBELL	SHANNON J. O'KEEFE-PERO	DAVID MICHAEL BARRY, SR.	BRETT C. GRANVILLE	VINCENT B. CAMPBELL	SHANNON J. O'KEEFE-PERO	SCATTER	BLANK AND VOID
			IND	IND	IND	IND	REF	REF	REF	REF		
Greece												
	1	720	12	16	21	19	1	3	3	2	9	177
	2	1,100	18	27	27	28	2	4	2	3	2	288
	3	680	7	13	11	14	2	1	2	2	0	129
	4	660	6	16	16	16	0	1	2	2	0	169
	5	552	7	11	12	12	1	1	1	3	3	172
	6	464	8	13	15	14	0	2	2	1	0	127
	7	724	7	16	17	17	0	0	1	1	9	184
	8	684	10	13	15	16	1	3	2	2	0	172
	9	684	11	23	22	26	0	0	1	0	0	204
	10	604	4	18	18	17	0	2	1	2	0	166
	11	244	7	7	9	7	0	1	0	1	0	74
	12	440	5	2	7	6	0	0	0	0	0	146
	13	732	13	14	15	17	0	2	3	3	0	206
	14	456	6	14	15	14	1	2	2	1	0	144
	15	732	11	10	15	12	0	0	1	1	4	181
	16	668	18	19	27	26	0	0	1	0	0	164
	17	1,088	16	19	21	21	1	1	3	0	5	250
	18	1,024	15	22	25	26	2	0	2	1	0	282
	19	600	9	12	15	13	1	0	0	2	3	183
	20	640	11	16	18	14	1	2	2	2	0	173
	21	660	17	24	29	27	1	2	2	3	10	166
	22	564	8	19	20	19	0	1	1	0	0	158
	23	1,196	15	23	26	24	2	0	2	0	3	409
	24	1,128	11	18	15	17	0	0	1	1	4	290

TOWN OF GREECE  
TOWN JUSTICE  
(VOTE FOR 4)  
PART 2 OF 2

LEGISLATIVE DISTRICT OR TOWN	ELECTION DISTRICT	TOTAL VOTES	DAVID MICHAEL BARRY, SR.	BRETT C. GRANVILLE	VINCENT B. CAMPBELL	SHANNON J. O'KEEFE-PERO	DAVID MICHAEL BARRY, SR.	BRETT C. GRANVILLE	VINCENT B. CAMPBELL	SHANNON J. O'KEEFE-PERO	SCATTER	BLANK AND VOID
			IND	IND	IND	IND	REF	REF	REF	REF		
Greece												
	25	708	11	21	17	16	0	1	2	1	0	239
	26	588	8	12	11	13	3	3	3	2	2	166
	27	1,180	14	28	18	25	3	1	2	2	0	333
	28	1,072	23	22	23	20	0	1	0	1	0	263
	29	728	7	9	12	12	1	2	1	2	0	192
	30	544	11	21	21	17	0	0	1	0	0	147
	31	716	8	13	13	15	1	2	4	4	1	176
	32	640	16	28	25	25	3	1	2	2	0	158
	33	992	15	23	23	28	0	0	0	0	3	285
	34	1,064	14	26	23	25	2	2	2	4	7	263
	35	908	12	13	14	15	0	1	1	2	0	213
	36	1,040	13	18	18	17	1	2	1	1	0	214
	37	640	7	16	13	15	1	3	2	4	0	145
	38	1,256	18	17	27	23	3	3	2	2	2	371
	39	536	8	7	7	6	0	3	1	1	6	140
	40	672	10	19	19	21	0	2	1	0	6	170
	41	968	12	20	17	22	0	1	4	2	0	247
	42	668	5	18	14	13	0	2	2	2	0	192
	43	864	9	20	17	19	2	0	0	1	3	201
	44	1,312	23	28	38	33	0	3	1	1	0	321
	45	1,364	17	23	27	24	0	1	3	0	0	398
	46	392	7	9	9	9	0	0	0	0	0	138
	47	872	14	25	30	30	0	1	1	3	3	188
	48	604	9	9	10	11	0	2	2	1	1	171

TOWN OF GREECE  
TOWN JUSTICE  
(VOTE FOR 4)  
PART 2 OF 2

LEGISLATIVE DISTRICT OR TOWN	ELECTION DISTRICT	TOTAL VOTES	DAVID MICHAEL BARRY, SR.	BRETT C. GRANVILLE	VINCENT B. CAMPBELL	SHANNON J. O'KEEFE-PERO	DAVID MICHAEL BARRY, SR.	BRETT C. GRANVILLE	VINCENT B. CAMPBELL	SHANNON J. O'KEEFE-PERO	SCATTER	BLANK AND VOID
			IND	IND	IND	IND	REF	REF	REF	REF		
Greece												
	49	588	11	11	12	12	0	1	0	0	0	161
	50	888	13	21	19	16	0	0	0	0	0	237
	51	552	9	6	8	7	0	1	1	1	0	159
	52	1,076	23	27	29	29	3	2	1	3	0	298
	53	688	13	16	19	19	0	1	2	0	3	194
	54	1,092	14	14	19	18	1	3	1	2	0	293
	55	612	8	8	14	11	0	0	0	1	0	177
	56	1,072	18	22	21	25	1	5	3	4	4	294
	57	796	14	20	20	19	0	0	0	1	3	181
	58	1,072	14	16	17	16	1	0	1	1	4	272
	59	324	4	14	12	14	0	4	4	4	4	90
	60	712	11	20	17	20	2	3	4	3	3	186
	61	664	8	15	15	16	2	3	2	1	0	222
	62	1,060	13	21	20	23	6	5	5	3	0	316
	63	872	8	13	17	13	2	2	1	3	0	253
	64	660	9	8	9	9	1	2	0	1	8	150
	65	840	7	17	18	17	2	1	2	2	0	289
	66	480	7	9	8	8	0	0	0	0	1	138
	67	780	10	16	17	21	0	1	2	0	0	184
	68	1,072	16	16	18	16	0	1	4	4	8	288
	69	612	9	16	15	14	2	2	3	2	0	132
	70	2,536	31	47	43	46	3	3	8	5	6	561
	71	1,112	20	20	22	22	2	2	2	5	3	291
	72	1,264	17	25	26	24	3	2	3	1	0	310

TOWN OF GREECE  
TOWN JUSTICE  
(VOTE FOR 4)  
PART 2 OF 2

LEGISLATIVE DISTRICT OR TOWN	ELECTION DISTRICT	TOTAL VOTES	DAVID MICHAEL BARRY, SR.	BRETT C. GRANVILLE	VINCENT B. CAMPBELL	SHANNON J. O'KEEFE-PERO	DAVID MICHAEL BARRY, SR.	BRETT C. GRANVILLE	VINCENT B. CAMPBELL	SHANNON J. O'KEEFE-PERO	SCATTER	BLANK AND VOID
			IND	IND	IND	IND	REF	REF	REF	REF		
Greece												
	73	468	8	10	8	9	0	1	1	0	0	126
	74	652	12	16	20	21	2	3	5	4	7	162
	75	596	5	14	11	11	1	0	0	0	3	179
	76	764	12	15	15	14	2	1	1	1	0	150
	77	1,036	15	22	24	22	0	2	1	1	6	317
	78	564	8	13	12	14	0	1	1	0	0	156
	79	1,748	22	33	34	34	0	0	0	0	0	388
	80	1,224	13	15	18	16	0	0	0	0	0	260
	81	588	14	20	20	25	1	1	0	1	0	118
	82	644	6	17	17	19	1	1	3	2	1	195
	83	380	5	10	12	12	0	2	1	1	0	86
	84	968	15	25	26	26	2	5	5	5	0	235
	85	1,088	25	25	30	30	2	3	1	1	3	219
	86	1,256	11	18	18	23	2	2	2	2	0	328
	87	708	6	15	16	18	1	1	2	2	1	178
	88	976	8	23	23	24	0	2	2	2	4	255
	89	816	10	15	16	14	0	0	0	0	0	201
	90	1,152	10	18	21	17	1	1	1	3	2	314
	91	1,608	20	36	39	37	4	1	1	2	0	421
	92	1,184	16	31	28	28	3	3	5	5	4	335
	93	1,088	19	33	33	33	1	1	4	3	0	314
	94	860	15	29	24	26	1	2	0	1	3	208
	95	512	12	13	14	14	0	2	2	1	0	126
	96	1,108	13	26	28	25	0	2	2	2	0	309

TOWN OF GREECE  
TOWN JUSTICE  
(VOTE FOR 4)  
PART 2 OF 2

LEGISLATIVE DISTRICT OR TOWN	ELECTION DISTRICT	TOTAL VOTES	DAVID MICHAEL BARRY, SR.	BRETT C. GRANVILLE	VINCENT B. CAMPBELL	SHANNON J. O'KEEFE-PERO	DAVID MICHAEL BARRY, SR.	BRETT C. GRANVILLE	VINCENT B. CAMPBELL	SHANNON J. O'KEEFE-PERO	SCATTER	BLANK AND VOID
			IND	IND	IND	IND	REF	REF	REF	REF		
Greece	97	1,812	18	29	29	26	0	0	0	0	3	448
	98	1,560	25	43	37	44	1	2	4	2	8	385
	99	1,064	17	18	23	26	1	0	1	1	3	253
	100	1,392	16	33	29	31	5	3	2	3	1	367
	101	652	6	6	7	6	2	1	1	2	0	152
	102	1,384	16	31	32	33	1	2	1	0	1	329
	103	1,228	17	28	24	28	2	1	0	2	3	304
	104	788	15	19	16	18	1	1	1	0	0	165
	105	1,444	31	35	35	38	1	4	2	3	0	274
	106	900	5	10	11	14	0	0	1	1	0	223
	107	664	9	13	13	13	2	3	2	2	4	158
	108	672	7	17	19	18	1	0	0	0	0	174
	109	1,272	25	45	39	48	3	4	7	4	0	384
GRAND TOTAL:		95,616	1,357	2,067	2,133	2,166	111	167	186	177	190	24,817

TOWN OF GREECE  
MEMBER OF TOWN COUNCIL  
1ST WARD

LEGISLATIVE DISTRICT OR TOWN	ELECTION DISTRICT	TOTAL VOTES	MIKE BARRY	MIKE BARRY	MIKE BARRY	MIKE BARRY	SCATTER	BLANK AND VOID
			REP	CON	IND	REF		
Greece								
	1	180	72	33	22	5	2	46
	5	138	58	17	11	1	1	50
	6	116	53	14	15	1	0	33
	7	181	89	21	19	0	3	49
	11	61	24	5	9	0	0	23
	12	110	43	14	7	0	0	46
	21	165	64	24	25	3	4	45
	22	141	68	18	21	0	0	34
	25	177	89	13	20	0	0	55
	26	147	64	19	13	3	0	48
	30	136	55	19	21	1	0	40
	31	179	80	26	14	3	3	53
	35	227	120	35	23	3	1	45
	38	314	156	33	31	4	3	87
	41	242	117	40	19	0	1	65
	43	216	112	30	15	2	1	56
	46	98	38	17	10	0	0	33
	47	218	96	36	31	1	3	51
	48	151	71	18	12	2	3	45
	71	278	133	43	28	2	1	71
	74	163	80	15	20	3	2	43
	78	141	65	18	16	0	0	42
	79	437	219	72	41	3	0	102
	82	161	66	24	18	1	1	51
	84	242	105	39	25	4	0	69
	89	204	110	22	15	0	0	57
	98	390	196	38	45	6	2	103
	99	266	136	38	24	2	2	64
	106	225	128	28	14	2	0	53
GRAND TOTAL:		<u>5,704</u>	<u>2,707</u>	<u>769</u>	<u>584</u>	<u>52</u>	<u>33</u>	<u>1,559</u>



TOWN OF GREECE  
MEMBER OF TOWN COUNCIL  
2ND WARD

LEGISLATIVE DISTRICT OR TOWN	ELECTION DISTRICT	TOTAL VOTES	RUMELLA T. CAMERON DEM	WILLIAM F. MURPHY REP	WILLIAM F. MURPHY CON	WILLIAM F. MURPHY IND	WILLIAM F. MURPHY REF	SCATTER	BLANK AND VOID
Greece	3	170	42	77	21	11	1	0	18
	13	183	62	79	14	7	1	0	20
	15	183	54	79	22	4	0	1	23
	36	260	82	117	32	5	2	1	21
	39	134	45	57	16	1	0	0	15
	42	167	78	53	20	7	0	0	9
	50	222	71	87	27	11	0	0	26
	51	138	45	60	10	2	1	0	20
	52	269	75	108	30	25	3	1	27
	53	172	61	64	14	11	0	1	21
	56	268	91	104	29	14	0	0	30
	58	268	89	118	22	10	2	1	26
	60	178	52	83	13	10	2	1	17
	62	265	94	100	23	13	2	0	33
	64	165	47	72	18	6	0	1	21
	66	120	41	45	19	4	0	0	11
	69	153	53	60	20	3	1	0	16
	72	316	93	138	38	14	1	0	32
	73	117	39	39	21	3	1	0	14
	75	149	49	62	15	6	0	0	17
	77	259	86	103	15	11	1	2	41
	80	306	71	147	42	10	0	1	35
	85	272	81	116	37	15	1	0	22
	88	244	99	83	24	7	0	4	27
	95	128	50	52	10	5	0	1	10
	96	277	99	111	22	9	1	0	35
	97	453	133	205	49	14	0	0	52
	101	163	46	77	22	4	2	1	11
	104	197	52	86	20	13	0	0	26
GRAND TOTAL:		<u>6,196</u>	<u>1,980</u>	<u>2,582</u>	<u>665</u>	<u>255</u>	<u>22</u>	<u>16</u>	<u>676</u>

TOWN OF GREECE  
MEMBER OF TOWN COUNCIL  
3RD WARD

LEGISLATIVE DISTRICT OR TOWN	ELECTION DISTRICT	TOTAL VOTES	JOSH JENSEN	JOSH JENSEN	JOSH JENSEN	JOSH JENSEN	SCATTER	BLANK AND VOID
			REP	CON	IND	REF		
Greece								
	4	165	78	20	19	2	1	45
	8	171	77	24	22	1	0	47
	9	171	74	16	27	0	1	53
	10	151	62	17	20	2	2	48
	14	114	39	12	14	4	2	43
	17	272	142	25	29	2	2	72
	18	256	109	35	27	1	1	83
	19	150	59	15	17	1	2	56
	20	160	63	26	16	2	2	51
	23	299	123	32	22	3	1	118
	29	182	81	25	14	4	0	58
	32	160	70	16	30	1	0	43
	37	160	68	34	17	2	0	39
	40	168	69	21	23	2	1	52
	49	147	60	19	13	1	0	54
	55	153	61	25	13	1	1	52
	59	81	19	16	13	3	2	28
	61	166	61	21	19	1	2	62
	63	218	86	30	17	2	2	81
	65	210	96	17	20	3	0	74
	67	195	94	29	16	1	1	54
	68	268	113	35	22	1	3	94
	81	147	68	10	20	1	1	47
	83	95	40	17	10	1	0	27
	87	177	74	24	20	3	0	56
	93	272	111	29	33	3	0	96
	94	215	90	26	31	1	3	64
GRAND TOTAL:		<u>4,923</u>	<u>2,087</u>	<u>616</u>	<u>544</u>	<u>49</u>	<u>30</u>	<u>1,597</u>

TOWN OF GREECE  
MEMBER OF TOWN COUNCIL  
4TH WARD

LEGISLATIVE DISTRICT OR TOWN	ELECTION DISTRICT	TOTAL VOTES	DIANA M. CHRISTODARO REP	DIANA M. CHRISTODARO CON	DIANA M. CHRISTODARO IND	DIANA M. CHRISTODARO REF	SCATTER	BLANK AND VOID
Greece	2	275	116	37	34	5	0	83
	16	167	79	16	28	2	0	42
	24	282	137	32	19	1	1	92
	27	295	129	40	30	4	1	91
	28	268	129	30	28	1	0	80
	33	248	107	26	25	1	2	87
	34	266	130	38	28	1	4	65
	44	328	161	38	39	3	0	87
	45	341	170	37	33	2	2	97
	54	273	137	35	22	3	0	76
	57	199	93	29	23	1	1	52
	70	634	367	75	49	4	5	134
	76	191	110	27	17	1	0	36
	86	314	159	39	25	2	0	89
	90	288	135	42	22	1	1	87
	91	402	187	50	39	3	0	123
	92	296	138	35	33	1	2	87
	100	348	166	41	32	4	1	104
	102	346	184	32	40	2	0	88
	103	307	149	45	22	3	1	87
	105	361	187	44	43	3	1	83
	107	166	73	23	19	1	1	49
	108	168	77	18	18	0	1	54
	109	318	128	27	49	8	0	106
GRAND TOTAL:		<u>7,081</u>	<u>3,448</u>	<u>856</u>	<u>717</u>	<u>57</u>	<u>24</u>	<u>1,979</u>

TOWN OF GREECE  
RECEIVER OF TAXES

LEGISLATIVE DISTRICT OR TOWN	ELECTION DISTRICT	TOTAL VOTES	RYAN N. DELL	ANDREW J. CONLON	ANDREW J. CONLON	RYAN N. DELL	ANDREW J. CONLON	RYAN N. DELL	ANDREW J. CONLON	SCATTER	BLANK AND VOID
			DEM	REP	CON	WOR	IND	WEP	REF		
Greece											
	1	180	60	62	27	3	9	2	0	0	17
	2	275	79	115	30	5	14	8	0	0	24
	3	170	63	71	18	2	2	0	2	0	12
	4	165	61	65	20	3	7	1	0	0	8
	5	138	57	49	9	3	4	1	1	0	14
	6	116	44	43	12	0	5	0	0	0	12
	7	181	71	59	20	4	8	3	0	0	16
	8	171	56	63	20	6	9	3	0	0	14
	9	171	50	70	16	3	15	6	0	1	10
	10	151	59	56	14	5	6	3	0	0	8
	11	61	23	23	3	2	4	0	1	0	5
	12	110	45	36	13	3	3	0	0	0	10
	13	183	66	73	13	6	6	1	1	0	17
	14	114	31	48	15	8	4	1	1	0	6
	15	183	74	65	18	1	4	2	1	1	17
	16	167	51	66	12	5	16	1	0	0	16
	17	272	87	126	21	4	13	4	1	0	16
	18	256	86	103	29	6	14	3	0	0	15
	19	150	52	60	12	4	9	2	1	0	10
	20	160	47	56	20	1	12	3	1	0	20
	21	165	62	54	20	2	9	4	1	0	13
	22	141	47	50	14	2	5	1	0	1	21
	23	299	104	122	26	1	12	2	1	0	31
	24	282	101	118	28	5	5	1	0	0	24
	25	177	59	73	12	4	5	3	0	0	21
	26	147	51	46	18	3	6	4	1	0	18
	27	295	108	108	31	4	11	3	1	0	29
	28	268	93	106	28	7	11	3	0	0	20
	29	182	62	76	22	0	6	5	0	0	11

TOWN OF GREECE  
RECEIVER OF TAXES

LEGISLATIVE DISTRICT OR TOWN	ELECTION DISTRICT	TOTAL VOTES	RYAN N. DELL	ANDREW J. CONLON	ANDREW J. CONLON	RYAN N. DELL	ANDREW J. CONLON	RYAN N. DELL	ANDREW J. CONLON	SCATTER	BLANK AND VOID
			DEM	REP	CON	WOR	IND	WEP	REF		
Greece											
	30	136	63	42	15	3	4	0	0	0	9
	31	179	61	72	23	4	3	1	0	0	15
	32	160	52	58	15	5	14	1	3	0	12
	33	248	80	99	26	3	10	2	0	0	28
	34	266	86	116	26	7	12	3	0	0	16
	35	227	76	95	29	6	8	2	0	0	11
	36	260	82	115	30	5	9	1	1	0	17
	37	160	54	58	25	1	6	2	2	0	12
	38	314	120	118	26	7	17	2	0	0	24
	39	134	53	54	15	1	2	0	0	0	9
	40	168	64	59	17	7	10	0	0	0	11
	41	242	83	93	32	5	5	1	1	0	22
	42	167	77	47	21	4	4	1	1	0	12
	43	216	49	103	29	6	10	2	0	0	17
	44	328	108	129	33	5	12	0	5	0	36
	45	341	108	141	37	3	14	1	2	0	35
	46	98	32	33	13	4	5	0	0	0	11
	47	218	76	74	33	3	13	4	1	0	14
	48	151	45	64	12	5	5	0	0	0	20
	49	147	48	59	20	3	9	1	0	0	7
	50	222	72	89	24	2	7	0	0	0	28
	51	138	54	55	8	0	4	1	0	0	16
	52	269	90	100	29	6	18	2	2	0	22
	53	172	68	56	14	5	8	0	1	0	20
	54	273	83	119	28	8	9	4	1	0	21
	55	153	43	68	24	4	5	0	0	0	9
	56	268	109	92	29	6	9	5	1	0	17
	57	199	66	82	20	4	7	2	0	0	18
	58	268	102	116	18	3	10	3	1	1	14

TOWN OF GREECE  
RECEIVER OF TAXES

LEGISLATIVE DISTRICT OR TOWN	ELECTION DISTRICT	TOTAL VOTES	RYAN N. DELL	ANDREW J. CONLON	ANDREW J. CONLON	RYAN N. DELL	ANDREW J. CONLON	RYAN N. DELL	ANDREW J. CONLON	SCATTER	BLANK AND VOID
			DEM	REP	CON	WOR	IND	WEP	REF		
Greece											
	59	81	38	17	16	2	3	0	0	0	5
	60	178	60	78	12	0	10	2	2	0	14
	61	166	66	57	24	2	5	1	0	0	11
	62	265	114	93	23	5	8	3	3	0	16
	63	218	84	71	34	1	8	0	0	0	20
	64	165	44	81	16	2	5	2	0	1	14
	65	210	63	88	13	4	6	2	0	0	34
	66	120	45	44	15	3	4	2	0	0	7
	67	195	51	98	23	3	12	1	0	0	7
	68	268	76	112	39	2	10	2	2	1	24
	69	153	65	52	20	2	6	0	0	1	7
	70	634	183	298	62	12	23	6	3	1	46
	71	278	91	112	34	4	8	0	0	0	29
	72	316	115	130	36	5	11	1	0	0	18
	73	117	43	37	18	3	6	0	0	0	10
	74	163	65	59	14	2	5	1	1	1	15
	75	149	56	58	15	2	6	0	0	0	12
	76	191	44	96	21	2	9	1	1	0	17
	77	259	95	93	18	5	12	1	1	1	33
	78	141	45	59	13	3	8	1	0	0	12
	79	437	115	191	66	8	21	3	1	0	32
	80	306	97	136	38	3	7	1	0	0	24
	81	147	52	66	12	2	8	3	0	0	4
	82	161	59	53	19	8	4	2	1	0	15
	83	95	35	32	14	2	7	0	0	0	5
	84	242	84	81	35	3	7	3	1	0	28
	85	272	106	93	35	9	11	2	0	0	16
	86	314	125	119	27	6	12	3	0	0	22
	87	177	58	67	21	3	10	2	0	0	16

TOWN OF GREECE  
RECEIVER OF TAXES

LEGISLATIVE DISTRICT OR TOWN	ELECTION DISTRICT	TOTAL VOTES	RYAN N. DELL	ANDREW J. CONLON	ANDREW J. CONLON	RYAN N. DELL	ANDREW J. CONLON	RYAN N. DELL	ANDREW J. CONLON	SCATTER	BLANK AND VOID
			DEM	REP	CON	WOR	IND	WEP	REF		
Greece											
	88	244	93	93	26	3	11	1	0	1	16
	89	204	66	91	15	3	10	0	0	0	19
	90	288	94	109	35	9	7	4	1	0	29
	91	402	155	157	42	5	13	1	0	0	29
	92	296	108	108	32	7	10	4	1	0	26
	93	272	102	104	23	2	14	2	3	0	22
	94	215	82	73	24	4	11	3	1	0	17
	95	128	54	47	9	4	5	0	0	0	9
	96	277	123	101	17	2	11	0	0	0	23
	97	453	168	190	48	4	9	2	0	0	32
	98	390	122	179	37	9	18	2	1	0	22
	99	266	62	127	36	1	18	1	0	0	21
	100	348	129	129	35	7	10	2	0	0	36
	101	163	61	65	20	2	3	3	1	0	8
	102	346	122	143	29	5	14	2	0	0	31
	103	307	112	118	41	7	8	0	1	0	20
	104	197	74	76	17	5	8	2	0	0	15
	105	361	131	153	29	7	15	5	1	0	20
	106	225	55	116	22	4	8	0	0	0	20
	107	166	49	65	24	3	7	0	0	0	18
	108	168	51	78	13	4	6	1	1	0	14
	109	318	133	100	21	9	12	4	1	0	38
GRAND TOTAL:		<u>23,904</u>	<u>8,273</u>	<u>9,461</u>	<u>2,540</u>	<u>441</u>	<u>963</u>	<u>195</u>	<u>64</u>	<u>11</u>	<u>1,956</u>

TOWN OF HAMLIN  
SUPERVISOR

LEGISLATIVE DISTRICT OR TOWN	ELECTION DISTRICT	TOTAL VOTES	ERIC G. PETERS REP	ERIC G. PETERS CON	ERIC G. PETERS IND	SCATTER	BLANK AND VOID
Hamlin							
	1	163	77	16	32	3	35
	2	238	126	30	26	2	54
	3	239	120	40	29	0	50
	4	177	105	31	19	1	21
	5	189	96	36	19	4	34
	6	194	97	31	18	1	47
	7	326	163	41	37	11	74
	8	132	72	23	13	1	23
	9	120	67	15	20	1	17
	10	279	160	42	24	3	50
GRAND TOTAL:		<u>2,057</u>	<u>1,083</u>	<u>305</u>	<u>237</u>	<u>27</u>	<u>405</u>



TOWN OF HAMLIN  
TOWN JUSTICE

LEGISLATIVE DISTRICT OR TOWN	ELECTION DISTRICT	TOTAL VOTES	RICHARD W. MOFFETT  REP	RICHARD W. MOFFETT  CON	RICHARD W. MOFFETT  IND	SCATTER	BLANK AND VOID
Hamlin							
	1	163	78	20	30	1	34
	2	238	123	30	25	2	58
	3	239	117	44	28	0	50
	4	177	102	31	18	1	25
	5	189	88	37	17	1	46
	6	194	94	29	20	3	48
	7	326	158	40	39	5	84
	8	132	68	23	11	2	28
	9	120	70	12	19	2	17
	10	279	152	42	24	2	59
GRAND TOTAL:		<u>2,057</u>	<u>1,050</u>	<u>308</u>	<u>231</u>	<u>19</u>	<u>449</u>

TOWN OF HAMLIN  
MEMBER OF TOWN COUNCIL  
(VOTE FOR 2)

LEGISLATIVE DISTRICT OR TOWN	ELECTION DISTRICT	TOTAL VOTES	JASON M. BAXTER	JENNIFER M. VOELKL	JASON M. BAXTER	JENNIFER M. VOELKL	JASON M. BAXTER	JENNIFER M. VOELKL	JASON M. BAXTER	JENNIFER M. VOELKL	LUCINDA LUTWILLER	BLANK AND VOID
			REP	REP	CON	CON	IND	IND	W-IN	SCATTER		
Hamlin	1	326	69	67	17	19	27	28	7	6	86	
	2	476	110	112	27	26	23	28	33	4	113	
	3	478	98	114	35	34	19	25	43	5	105	
	4	354	90	101	27	27	15	18	19	2	55	
	5	378	85	91	33	33	17	19	17	1	82	
	6	388	82	91	29	35	18	18	17	4	94	
	7	652	132	160	34	41	30	37	76	10	132	
	8	264	61	65	23	23	12	12	9	2	57	
	9	240	68	70	14	12	17	16	6	1	36	
	10	558	129	138	37	43	27	27	44	5	108	
GRAND TOTAL:		4,114	924	1,009	276	293	205	228	271	40	868	

TOWN OF HAMLIN  
SUPERINTENDENT OF HIGHWAYS

LEGISLATIVE DISTRICT OR TOWN	ELECTION DISTRICT	TOTAL VOTES	STEVEN J. BAASE  REP	STEVEN J. BAASE  CON	STEVEN J. BAASE  IND	SCATTER	BLANK AND VOID
Hamlin							
	1	163	80	17	31	5	30
	2	238	137	33	28	2	38
	3	239	123	43	31	0	42
	4	177	105	31	21	1	19
	5	189	101	37	19	0	32
	6	194	100	35	20	0	39
	7	326	176	41	50	5	54
	8	132	72	24	13	0	23
	9	120	71	13	22	0	14
	10	279	157	41	28	2	51
GRAND TOTAL:		<u>2,057</u>	<u>1,122</u>	<u>315</u>	<u>263</u>	<u>15</u>	<u>342</u>

TOWN OF HENRIETTA  
SUPERVISOR

LEGISLATIVE DISTRICT OR TOWN	ELECTION DISTRICT	TOTAL VOTES	STEPHEN L. SCHULTZ	JACK W. MOORE	JACK W. MOORE	STEPHEN L. SCHULTZ	JACK W. MOORE	JACK W. MOORE	JEFFREY P. KUEPPERS	SCATTER	BLANK AND VOID
			DEM	REP	CON	WOR	IND	REF	BFP		
Henrietta											
	1	359	171	127	26	9	8	1	7	0	10
	2	276	153	80	15	9	7	1	4	0	7
	3	101	49	39	3	2	3	0	3	0	2
	4	245	149	71	12	5	4	0	1	0	3
	5	264	116	94	29	7	13	0	5	0	0
	6	248	113	92	26	5	6	1	3	0	2
	7	243	120	73	28	2	8	3	2	0	7
	8	290	152	92	13	17	7	0	3	0	6
	9	203	129	44	10	6	2	0	6	0	6
	10	253	121	83	17	13	3	0	12	0	4
	11	216	126	49	14	5	5	2	5	2	8
	12	255	116	90	14	9	10	1	2	5	8
	13	374	234	90	23	7	3	1	6	0	10
	14	224	120	63	14	4	7	1	5	1	9
	15	191	95	67	9	6	2	0	9	0	3
	16	303	153	92	17	14	8	1	7	1	10
	17	361	209	101	19	11	11	0	2	1	7
	18	339	175	113	25	5	5	1	7	0	8
	19	229	138	64	8	8	2	0	5	0	4
	20	425	248	114	16	15	13	1	8	1	9
	21	235	115	77	17	8	7	2	3	0	6
	22	423	210	137	34	14	12	3	4	0	9
	23	211	100	63	16	11	12	0	5	0	4
	24	281	149	87	18	9	10	1	3	0	4
	25	298	116	115	31	12	10	0	4	2	8
	26	560	270	191	35	21	21	0	10	1	11
	27	467	223	167	41	11	7	1	11	0	6

TOWN OF HENRIETTA  
SUPERVISOR

LEGISLATIVE DISTRICT OR TOWN	ELECTION DISTRICT	TOTAL VOTES	STEPHEN L. SCHULTZ	JACK W. MOORE	JACK W. MOORE	STEPHEN L. SCHULTZ	JACK W. MOORE	JACK W. MOORE	JEFFREY P. KUEPPERS	SCATTER	BLANK AND VOID
			DEM	REP	CON	WOR	IND	REF	BFP		
Henrietta											
	28	365	168	126	22	10	14	1	12	3	9
	29	825	511	201	38	24	11	2	14	0	24
	30	580	391	116	31	20	8	0	7	1	6
	31	157	92	35	15	3	5	0	4	0	3
	32	422	251	117	20	10	17	1	2	0	4
	33	180	104	43	13	10	3	0	2	0	5
	34	165	95	44	6	6	2	0	10	0	2
	35	395	216	115	25	14	9	1	5	0	10
GRAND TOTAL:		<u>10,963</u>	<u>5,898</u>	<u>3,272</u>	<u>700</u>	<u>342</u>	<u>275</u>	<u>26</u>	<u>198</u>	<u>18</u>	<u>234</u>

TOWN OF HENRIETTA  
MEMBER OF TOWN COUNCIL  
(VOTE FOR 2)  
PART 1 OF 2

LEGISLATIVE DISTRICT OR TOWN	ELECTION DISTRICT	TOTAL VOTES	ROB	MICHAEL	JOHN	KRISTINE	JOHN	KRISTINE	ROB	MICHAEL
			BARLEY	J. STAFFORD	J. HOWLAND	M. DEMO-VAZQUEZ	J. HOWLAND	M. DEMO-VAZQUEZ	BARLEY	J. STAFFORD
			DEM	DEM	REP	REP	CON	CON	WOR	WOR
Henrietta										
	1	718	149	137	138	129	29	30	12	14
	2	552	130	126	90	94	19	18	6	7
	3	202	45	49	38	42	4	3	1	1
	4	490	130	129	74	78	15	14	7	7
	5	528	105	105	92	79	32	34	5	4
	6	496	92	102	92	88	27	26	6	9
	7	486	112	107	83	76	29	31	3	1
	8	580	131	127	94	90	13	16	14	16
	9	406	118	112	50	54	13	13	6	8
	10	506	109	103	86	92	25	22	11	9
	11	432	118	115	55	57	16	18	6	7
	12	510	91	87	105	100	17	17	10	7
	13	748	205	192	99	99	28	31	5	6
	14	448	91	100	81	75	18	16	6	9
	15	382	81	80	61	68	9	10	8	7
	16	606	134	124	107	101	21	23	8	13
	17	722	184	174	112	113	24	27	12	6
	18	678	147	149	120	112	29	26	7	5
	19	458	109	116	82	76	18	17	3	3
	20	850	213	211	131	130	29	25	11	15
	21	470	93	96	85	75	21	19	8	7
	22	846	201	195	144	144	37	37	14	10
	23	422	85	81	70	66	22	21	10	10
	24	562	136	129	86	88	18	16	14	15
	25	596	104	103	116	116	30	34	7	9
	26	1,120	226	214	204	193	42	40	16	16
	27	934	201	189	175	168	49	44	12	10

TOWN OF HENRIETTA  
MEMBER OF TOWN COUNCIL  
(VOTE FOR 2)  
PART 1 OF 2

LEGISLATIVE DISTRICT OR TOWN	ELECTION DISTRICT	TOTAL VOTES	ROB BARLEY DEM	MICHAEL J. STAFFORD DEM	JOHN J. HOWLAND REP	KRISTINE M. DEMO-VAZQUEZ REP	JOHN J. HOWLAND CON	KRISTINE M. DEMO-VAZQUEZ CON	ROB BARLEY WOR	MICHAEL J. STAFFORD WOR
Henrietta										
	28	730	134	136	136	130	30	28	10	15
	29	1,650	434	429	217	227	44	50	23	23
	30	1,160	331	313	144	155	39	41	11	12
	31	314	72	77	41	39	14	17	2	3
	32	844	212	220	125	120	25	25	8	6
	33	360	93	87	49	49	14	13	9	9
	34	330	84	84	48	48	8	9	7	7
	35	790	182	173	133	145	31	31	13	11
GRAND TOTAL:		<u>21,926</u>	<u>5,082</u>	<u>4,971</u>	<u>3,563</u>	<u>3,516</u>	<u>839</u>	<u>842</u>	<u>311</u>	<u>317</u>

TOWN OF HENRIETTA  
MEMBER OF TOWN COUNCIL  
(VOTE FOR 2)  
PART 2 OF 2

LEGISLATIVE DISTRICT OR TOWN	ELECTION DISTRICT	TOTAL VOTES	JOHN J. HOWLAND	KRISTINE M. DEMO-VAZQUEZ	JOHN J. HOWLAND	KRISTINE M. DEMO-VAZQUEZ	WILLIAM WU	SCATTER	BLANK AND VOID
			IND	IND	REF	REF	BFP		
Henrietta									
	1	718	8	10	1	1	8	0	52
	2	552	7	7	1	1	10	0	36
	3	202	1	2	0	0	4	0	12
	4	490	2	4	1	0	1	0	28
	5	528	11	8	1	1	7	0	44
	6	496	9	7	1	1	6	0	30
	7	486	10	8	3	3	6	0	14
	8	580	8	15	0	0	8	0	48
	9	406	2	3	0	1	5	0	21
	10	506	5	4	1	2	9	0	28
	11	432	8	9	0	0	4	2	17
	12	510	14	13	1	0	2	1	45
	13	748	5	8	1	1	5	0	63
	14	448	9	8	1	3	7	0	24
	15	382	6	5	1	2	12	0	32
	16	606	12	11	3	3	11	2	33
	17	722	13	20	0	2	7	1	27
	18	678	11	8	1	1	6	0	56
	19	458	3	2	0	1	5	0	23
	20	850	14	14	0	1	10	0	46
	21	470	12	13	1	0	9	0	31
	22	846	17	18	1	1	5	0	22
	23	422	9	14	1	0	11	0	22
	24	562	10	12	0	1	6	0	31
	25	596	7	10	0	1	5	2	52
	26	1,120	25	25	2	1	17	1	98
	27	934	12	10	1	1	12	0	50



TOWN OF HENRIETTA  
MEMBER OF TOWN COUNCIL  
(VOTE FOR 2)  
PART 2 OF 2

LEGISLATIVE DISTRICT OR TOWN	ELECTION DISTRICT	TOTAL VOTES	JOHN J. HOWLAND	KRISTINE M. DEMO-VAZQUEZ	JOHN J. HOWLAND	KRISTINE M. DEMO-VAZQUEZ	WILLIAM WU	SCATTER	BLANK AND VOID
			IND	IND	REF	REF	BFP		
Henrietta									
	28	730	17	15	0	4	17	0	58
	29	1,650	18	24	3	4	32	1	121
	30	1,160	13	13	3	4	10	0	71
	31	314	6	5	3	2	3	0	30
	32	844	17	21	1	2	9	0	53
	33	360	4	3	0	0	6	0	24
	34	330	3	4	0	1	11	0	16
	35	790	9	7	1	2	5	0	47
GRAND TOTAL:		<u>21,926</u>	<u>337</u>	<u>360</u>	<u>34</u>	<u>48</u>	<u>291</u>	<u>10</u>	<u>1,405</u>

TOWN OF IRONDEQUOIT  
SUPERVISOR

LEGISLATIVE DISTRICT OR TOWN	ELECTION DISTRICT	TOTAL VOTES	DAVID A. SEELEY DEM	CHRISTOPHER B. BURNS REP	DAVID A. SEELEY CON	DAVID A. SEELEY WOR	DAVID A. SEELEY IND	CHRISTOPHER B. BURNS REF	SCATTER	BLANK AND VOID
Irondequoit	1	265	158	57	24	3	9	5	0	9
	2	171	105	31	22	5	5	2	0	1
	3	235	142	45	20	5	11	1	0	11
	4	104	52	26	12	5	8	1	0	0
	5	192	111	33	12	9	17	1	0	9
	6	374	249	59	28	10	19	2	0	7
	7	349	222	59	38	7	13	1	0	9
	8	222	124	49	21	3	12	4	0	9
	9	204	117	46	16	1	9	1	1	13
	10	261	154	54	29	3	12	0	1	8
	11	124	61	34	10	5	6	1	0	7
	12	167	91	37	13	5	7	4	0	10
	13	282	191	46	14	5	16	1	0	9
	14	282	165	71	19	6	9	5	0	7
	15	295	177	60	25	9	15	2	0	7
	16	382	255	41	44	8	18	2	0	14
	17	154	84	31	16	4	9	4	0	6
	18	203	131	43	16	2	6	1	0	4
	19	218	121	60	9	10	4	4	1	9
	20	219	132	47	22	3	10	1	0	4
	21	236	160	34	18	2	16	0	0	6
	22	251	156	42	21	9	12	3	0	8
	23	194	126	34	8	8	8	4	0	6
	24	208	136	35	17	7	6	3	0	4
	25	197	103	44	22	7	10	5	0	6
	26	106	64	22	7	1	2	1	1	8
	27	154	88	26	18	5	13	0	1	3
	28	164	74	58	19	1	6	1	0	5
	29	161	81	42	15	4	8	1	0	10
	30	224	128	53	12	4	12	3	0	12
	31	317	206	58	13	9	19	1	0	11
	32	205	123	30	21	6	16	1	1	7
	33	157	91	41	16	3	5	0	0	1
	34	306	151	101	18	4	13	3	0	16
	35	151	88	29	10	6	9	1	0	8
	36	91	38	20	7	5	8	1	1	11
	37	162	79	45	13	3	6	2	0	14
	38	101	56	24	4	5	3	0	0	9
	39	73	32	21	6	0	4	0	0	10
	40	126	74	22	12	3	8	4	0	3
	41	172	97	41	19	5	3	1	0	6
	42	255	145	49	28	11	14	4	1	3

TOWN OF IRONDEQUOIT  
SUPERVISOR

LEGISLATIVE DISTRICT OR TOWN	ELECTION DISTRICT	TOTAL VOTES	DAVID A. SEELEY	CHRISTOPHER B. BURNS	DAVID A. SEELEY	DAVID A. SEELEY	DAVID A. SEELEY	CHRISTOPHER B. BURNS	SCATTER	BLANK AND VOID
			DEM	REP	CON	WOR	IND	REF		
Irondequoit	43	162	83	37	15	4	6	1	0	16
	44	416	255	77	36	10	23	7	0	8
	45	145	82	28	19	5	6	0	0	5
	46	196	99	55	22	3	5	2	0	10
	47	84	52	13	12	4	1	0	0	2
	48	219	133	50	23	2	4	3	0	4
	49	288	162	75	27	3	13	3	0	5
	50	87	53	17	7	1	1	0	0	8
	51	315	184	57	23	4	29	2	0	16
	52	190	111	39	15	3	11	3	0	8
	53	136	80	20	13	7	3	0	0	13
	54	64	32	16	8	1	4	0	0	3
	55	232	152	35	20	7	8	2	0	8
	56	158	92	39	12	4	4	1	0	6
	57	248	140	50	25	7	10	2	0	14
	58	224	125	40	28	8	10	1	0	12
	59	169	83	49	13	2	11	2	0	9
	60	220	111	49	21	9	14	2	1	13
	61	284	144	95	10	5	14	6	0	10
	62	246	147	39	30	5	18	2	0	5
	63	152	98	27	10	2	9	5	0	1
	64	37	21	10	3	0	1	0	0	2
	65	132	82	27	7	4	4	2	0	6
	66	59	41	10	3	0	2	0	0	3
	67	138	81	26	12	2	5	2	0	10
	68	146	89	32	16	0	7	1	0	1
GRAND TOTAL:		<u>13,461</u>	<u>7,870</u>	<u>2,812</u>	<u>1,164</u>	<u>318</u>	<u>639</u>	<u>131</u>	<u>9</u>	<u>518</u>

TOWN OF IRONDEQUOIT  
TOWN JUSTICE  
(VOTE FOR 2)

LEGISLATIVE DISTRICT OR TOWN	ELECTION DISTRICT	TOTAL VOTES	JOSEPH J. VALENTINO	JOSEPH T. GENIER	JOSEPH J. VALENTINO	JOSEPH T. GENIER	JOSEPH J. VALENTINO	JOSEPH J. VALENTINO	JOSEPH T. GENIER	SCATTER	BLANK AND VOID
			DEM	DEM	CON	CON	WOR	IND	IND		
Irondequoit	1	530	150	148	50	48	5	16	15	2	96
	2	342	89	97	40	43	4	9	10	0	50
	3	470	125	128	37	38	8	13	17	0	104
	4	208	48	44	25	29	5	10	12	0	35
	5	384	112	104	25	25	10	18	22	0	68
	6	748	220	222	60	57	11	20	24	1	133
	7	698	196	197	68	69	7	14	18	0	129
	8	444	111	113	44	47	2	20	21	0	86
	9	408	114	110	33	32	3	12	12	2	90
	10	522	147	143	57	58	2	16	16	2	81
	11	248	62	64	23	23	7	10	12	0	47
	12	334	84	90	29	28	8	12	15	0	68
	13	564	179	177	32	29	3	19	21	0	104
	14	564	147	151	48	56	10	15	18	1	118
	15	590	153	158	57	58	6	19	20	1	118
	16	764	219	225	67	71	8	21	25	0	128
	17	308	81	78	27	27	6	8	10	2	69
	18	406	115	110	41	38	3	11	13	0	75
	19	436	120	116	24	24	14	15	19	2	102
	20	438	129	124	46	44	4	13	14	0	64
	21	472	135	126	41	42	5	21	24	0	78
	22	502	144	140	46	41	9	12	18	1	91
	23	388	118	120	29	30	7	10	13	0	61
	24	416	123	120	35	35	8	8	12	1	74
	25	394	98	96	41	42	5	14	17	0	81
	26	212	64	55	14	15	2	3	5	0	54
	27	308	83	74	36	38	4	14	14	2	43
	28	328	70	67	44	43	3	13	12	0	76

TOWN OF IRONDEQUOIT  
TOWN JUSTICE  
(VOTE FOR 2)

LEGISLATIVE DISTRICT OR TOWN	ELECTION DISTRICT	TOTAL VOTES	JOSEPH J. VALENTINO	JOSEPH T. GENIER	JOSEPH J. VALENTINO	JOSEPH T. GENIER	JOSEPH J. VALENTINO	JOSEPH J. VALENTINO	JOSEPH T. GENIER	SCATTER	BLANK AND VOID
			DEM	DEM	CON	CON	WOR	IND	IND		
Irondequoit	29	322	72	67	37	38	5	7	12	0	84
	30	448	125	120	41	39	8	13	23	0	79
	31	634	192	194	43	40	10	24	28	0	103
	32	410	111	105	39	36	5	16	22	2	74
	33	314	72	82	26	33	6	10	8	0	77
	34	612	146	150	64	61	7	20	22	0	142
	35	302	89	87	15	18	7	12	11	0	63
	36	182	50	38	10	8	3	6	10	0	57
	37	324	72	75	32	31	3	8	13	1	89
	38	202	53	54	16	10	5	3	7	2	52
	39	146	35	36	13	13	0	4	4	0	41
	40	252	69	71	21	21	3	14	17	0	36
	41	344	93	95	29	28	6	8	10	0	75
	42	510	123	120	58	59	11	23	25	0	91
	43	324	73	74	34	31	6	9	10	0	87
	44	832	227	231	63	68	8	28	28	0	179
	45	290	84	80	24	22	3	7	8	0	62
	46	392	98	104	45	49	5	6	5	0	80
	47	168	46	47	22	24	4	1	2	0	22
	48	438	129	124	45	41	3	11	11	0	74
	49	576	146	145	62	53	7	15	18	3	127
	50	174	45	50	18	16	1	1	1	0	42
	51	630	160	166	54	56	7	33	32	2	120
	52	380	108	104	29	29	5	12	15	0	78
	53	272	69	62	31	27	5	3	7	0	68
	54	128	35	35	16	15	1	5	5	0	16
	55	464	151	144	34	30	8	12	14	1	70
	56	316	93	95	28	26	3	8	6	0	57

TOWN OF IRONDEQUOIT  
TOWN JUSTICE  
(VOTE FOR 2)

LEGISLATIVE DISTRICT OR TOWN	ELECTION DISTRICT	TOTAL VOTES	JOSEPH J. VALENTINO	JOSEPH T. GENIER	JOSEPH J. VALENTINO	JOSEPH T. GENIER	JOSEPH J. VALENTINO	JOSEPH J. VALENTINO	JOSEPH T. GENIER	SCATTER	BLANK AND VOID
			DEM	DEM	CON	CON	WOR	IND	IND		
Irondequoit											
	57	496	138	129	51	61	6	13	15	0	83
	58	448	123	121	39	42	11	11	16	0	85
	59	338	78	77	33	33	5	13	18	0	81
	60	440	102	105	51	51	8	19	23	0	81
	61	568	144	146	53	48	5	26	22	2	122
	62	492	130	132	52	57	9	17	21	0	74
	63	304	84	84	28	28	3	10	13	0	54
	64	74	22	20	10	8	1	1	2	0	10
	65	264	83	75	16	19	6	6	5	1	53
	66	118	41	36	8	8	1	2	3	0	19
	67	276	76	77	25	22	1	7	6	0	62
	68	292	86	83	27	28	0	9	8	0	51
GRAND TOTAL:		<u>26,922</u>	<u>7,309</u>	<u>7,237</u>	<u>2,461</u>	<u>2,457</u>	<u>370</u>	<u>839</u>	<u>975</u>	<u>31</u>	<u>5,243</u>

TOWN OF IRONDEQUOIT  
MEMBER OF TOWN COUNCIL  
(VOTE FOR 2)

LEGISLATIVE DISTRICT OR TOWN	ELECTION DISTRICT	TOTAL VOTES	PETER R. WEHNER	KIMIE ROMEO	GREGORY J. DEVLIN	WILLIAM G. MORSE	PETER R. WEHNER	PETER R. WEHNER	KIMIE ROMEO	PETER R. WEHNER	KIMIE ROMEO	KIMIE ROMEO	GREGORY J. DEVLIN	WILLIAM G. MORSE	SCATTER	BLANK AND VOID
			DEM	DEM	REP	REP	CON	WOR	WOR	IND	IND	WEP	REF	REF		
Irondequoit	1	530	126	150	68	71	24	4	3	9	9	2	4	8	0	52
	2	342	86	86	48	50	14	5	7	4	8	2	3	1	0	28
	3	470	116	131	53	62	17	9	8	12	13	0	3	2	0	44
	4	208	44	46	26	27	16	2	4	7	9	0	0	1	0	26
	5	384	96	100	44	49	8	6	7	17	13	4	2	1	0	37
	6	748	214	205	86	96	22	10	10	17	16	5	2	2	2	61
	7	698	195	189	82	93	36	5	10	13	13	3	3	0	1	55
	8	444	99	107	58	68	17	2	4	11	13	3	3	5	0	54
	9	408	94	98	62	69	13	0	5	8	7	1	1	1	0	49
	10	522	134	143	67	79	28	0	3	16	12	2	5	4	0	29
	11	248	56	61	33	38	9	4	3	6	6	1	2	4	1	24
	12	334	83	79	40	50	7	7	7	7	7	4	2	4	0	37
	13	564	174	166	54	68	17	7	5	15	12	1	1	7	0	37
	14	564	136	140	87	87	28	7	11	10	4	3	2	6	0	43
	15	590	128	136	86	107	27	7	8	18	15	1	3	2	0	52
	16	764	205	201	81	94	33	7	12	18	17	3	4	9	0	80
	17	308	68	75	40	51	18	2	3	9	9	1	2	3	0	27
	18	406	104	114	59	58	15	4	4	9	8	2	2	1	0	26
	19	436	107	112	55	59	11	10	8	7	7	4	4	6	0	46
	20	438	105	109	72	71	16	7	3	7	10	4	2	1	1	30
	21	472	119	134	56	57	14	5	1	12	13	3	5	4	2	47
	22	502	130	133	60	70	16	8	8	12	10	1	4	5	0	45
	23	388	102	112	47	43	10	7	5	7	5	3	4	5	0	38
	24	416	113	110	49	66	14	6	6	4	4	3	3	6	1	31
	25	394	86	92	51	58	19	8	7	8	11	1	4	7	0	42

TOWN OF IRONDEQUOIT  
MEMBER OF TOWN COUNCIL  
(VOTE FOR 2)

LEGISLATIVE DISTRICT OR TOWN	ELECTION DISTRICT	TOTAL VOTES	PETER R. WEHNER	KIMIE ROMEO	GREGORY J. DEVLIN	WILLIAM G. MORSE	PETER R. WEHNER	PETER R. WEHNER	KIMIE ROMEO	PETER R. WEHNER	KIMIE ROMEO	KIMIE ROMEO	GREGORY J. DEVLIN	WILLIAM G. MORSE	SCATTER	BLANK AND VOID
			DEM	DEM	REP	REP	CON	WOR	WOR	IND	IND	WEP	REF	REF		
Irondequoit																
	26	212	52	54	26	26	2	0	4	2	2	0	0	0	0	44
	27	308	72	68	38	56	16	6	7	8	8	1	0	0	2	26
	28	328	59	56	68	72	16	2	1	9	9	1	2	1	0	32
	29	322	71	69	43	51	13	6	4	9	10	1	0	1	0	44
	30	448	100	113	65	77	11	5	9	10	9	2	3	5	0	39
	31	634	182	171	72	82	13	9	11	18	20	1	0	1	1	53
	32	410	101	107	47	65	14	5	3	13	16	3	1	3	2	30
	33	314	70	72	44	50	10	7	7	7	6	4	1	1	0	35
	34	612	128	125	111	107	16	4	6	15	15	3	4	3	0	75
	35	302	77	71	35	35	7	11	10	10	8	5	1	0	0	32
	36	182	37	43	24	20	6	3	5	9	9	2	0	0	3	21
	37	324	67	64	44	56	14	3	7	9	7	1	2	3	1	46
	38	202	50	52	27	26	5	4	3	1	3	1	1	0	0	29
	39	146	31	28	22	22	6	1	1	3	4	0	0	0	0	28
	40	252	57	68	32	31	10	3	1	9	12	6	4	2	0	17
	41	344	88	90	48	46	15	7	6	3	3	1	3	3	0	31
	42	510	102	104	74	104	25	11	10	18	15	2	3	7	0	35
	43	324	74	75	38	45	19	4	4	5	7	0	1	2	0	50
	44	832	210	212	110	117	29	11	14	18	20	3	5	3	0	80
	45	290	76	80	36	41	15	2	4	5	5	1	0	0	0	25
	46	392	77	98	67	76	18	4	6	3	3	1	2	3	0	34
	47	168	41	44	20	28	13	3	3	1	1	1	0	1	0	12
	48	438	112	124	59	65	18	3	4	6	9	0	3	4	0	31
	49	576	134	146	93	87	18	6	6	11	13	3	6	7	0	46
	50	174	43	47	20	23	7	0	2	1	1	0	1	0	0	29



TOWN OF IRONDEQUOIT  
MEMBER OF TOWN COUNCIL  
(VOTE FOR 2)

LEGISLATIVE DISTRICT OR TOWN	ELECTION DISTRICT	TOTAL VOTES	PETER R. WEHNER	KIMIE ROMEO	GREGORY J. DEVLIN	WILLIAM G. MORSE	PETER R. WEHNER	PETER R. WEHNER	KIMIE ROMEO	PETER R. WEHNER	KIMIE ROMEO	KIMIE ROMEO	GREGORY J. DEVLIN	WILLIAM G. MORSE	SCATTER	BLANK AND VOID
			DEM	DEM	REP	REP	CON	WOR	WOR	IND	IND	WEP	REF	REF		
Irondequoit																
	51	630	147	155	71	84	27	11	9	28	22	3	3	8	1	61
	52	380	97	97	46	52	11	6	5	11	8	1	2	2	0	42
	53	272	53	68	36	41	10	3	6	4	5	0	0	0	0	46
	54	128	30	34	11	18	10	1	3	2	3	1	0	1	0	14
	55	464	137	130	47	58	12	9	9	5	6	3	2	5	0	41
	56	316	75	84	47	48	9	3	6	6	6	0	3	2	0	27
	57	496	122	126	61	68	25	8	9	9	14	3	2	1	0	48
	58	448	110	123	49	56	23	8	9	11	9	1	3	1	0	45
	59	338	71	76	51	57	13	2	6	12	11	2	1	2	0	34
	60	440	92	96	56	59	20	7	8	16	12	7	4	6	2	55
	61	568	125	137	97	105	12	6	2	18	16	1	5	3	0	41
	62	492	119	138	48	67	25	7	11	14	19	2	2	2	1	37
	63	304	85	85	32	41	11	1	2	6	7	1	5	3	0	25
	64	74	19	19	8	9	5	1	1	0	1	2	0	0	0	9
	65	264	75	74	35	33	4	4	6	3	4	2	1	2	0	21
	66	118	30	37	12	11	4	2	0	2	3	2	0	1	0	14
	67	276	73	78	31	34	8	2	2	3	3	1	3	2	0	36
	68	292	70	81	42	44	13	0	2	7	8	0	0	0	0	25
GRAND TOTAL:		<u>26,922</u>	<u>6,561</u>	<u>6,848</u>	<u>3,507</u>	<u>3,934</u>	<u>1,027</u>	<u>340</u>	<u>386</u>	<u>623</u>	<u>623</u>	<u>132</u>	<u>149</u>	<u>186</u>	<u>21</u>	<u>2,585</u>

TOWN OF MENDON  
SUPERVISOR

LEGISLATIVE DISTRICT OR TOWN	ELECTION DISTRICT	TOTAL VOTES	JOHN D. MOFFITT	JOHN D. MOFFITT	JOHN D. MOFFITT	JOHN D. MOFFITT	SCATTER	BLANK AND VOID
			REP	CON	IND	REF		
Mendon	1	367	178	42	65	2	0	80
	2	336	154	40	50	6	5	81
	3	402	204	52	44	4	1	97
	4	273	122	27	39	9	1	75
	5	362	168	46	50	1	1	96
	6	330	148	41	50	3	2	86
	7	375	204	55	41	3	2	70
	8	149	88	11	22	1	0	27
	9	314	150	33	41	4	2	84
GRAND TOTAL:		<u>2,908</u>	<u>1,416</u>	<u>347</u>	<u>402</u>	<u>33</u>	<u>14</u>	<u>696</u>

TOWN OF MENDON  
TOWN CLERK

LEGISLATIVE DISTRICT OR TOWN	ELECTION DISTRICT	TOTAL VOTES	JAMES P. MERZKE REP	JAMES P. MERZKE CON	JAMES P. MERZKE IND	JAMES P. MERZKE REF	SCATTER	BLANK AND VOID
Mendon	1	367	175	41	62	4	0	85
	2	336	158	39	54	5	1	79
	3	402	202	53	47	5	0	95
	4	273	119	26	43	7	0	78
	5	362	174	47	55	2	0	84
	6	330	150	42	55	4	2	77
	7	375	211	57	44	2	1	60
	8	149	86	12	20	2	0	29
	9	314	153	32	44	3	1	81
GRAND TOTAL:		<u>2,908</u>	<u>1,428</u>	<u>349</u>	<u>424</u>	<u>34</u>	<u>5</u>	<u>668</u>

TOWN OF MENDON  
TOWN JUSTICE

LEGISLATIVE DISTRICT OR TOWN	ELECTION DISTRICT	TOTAL VOTES	CARA M. BRIGGS	CARA M. BRIGGS	CARA M. BRIGGS	CARA M. BRIGGS	SCATTER	BLANK AND VOID
			REP	CON	IND	REF		
Mendon								
	1	367	167	42	61	2	0	95
	2	336	155	38	56	5	0	82
	3	402	194	53	46	4	0	105
	4	273	117	24	42	6	1	83
	5	362	161	49	50	1	0	101
	6	330	145	43	52	2	2	86
	7	375	198	57	43	3	1	73
	8	149	81	12	22	0	0	34
	9	314	144	34	41	4	1	90
GRAND TOTAL:		<u>2,908</u>	<u>1,362</u>	<u>352</u>	<u>413</u>	<u>27</u>	<u>5</u>	<u>749</u>

TOWN OF MENDON  
MEMBER OF TOWN COUNCIL  
(VOTE FOR 2)

LEGISLATIVE DISTRICT OR TOWN	ELECTION DISTRICT	TOTAL VOTES	ERIN T. KEHALEY-CORR		TERRY H. DANIELE		JOHN L. HAGREEN		CYNTHIA M. CARROLL		JOHN L. HAGREEN		CYNTHIA M. CARROLL		ERIN T. KEHALEY-CORR		BLANK AND VOID
			DEM	DEM	REP	REP	CON	CON	WOR/MCN	IND	IND	REF	REF	MCN	SCATTER		
Mendon	1	734	143	138	139	135	38	39	11	20	21	1	0	12	0	37	
	2	672	142	141	113	106	26	28	7	20	17	2	2	10	0	58	
	3	804	152	155	155	158	48	47	10	13	12	0	0	9	0	45	
	4	546	126	129	98	88	16	20	7	11	13	2	1	8	0	27	
	5	724	146	151	127	125	49	46	7	16	16	0	0	13	0	28	
	6	660	136	136	114	113	40	44	7	19	19	0	0	10	0	22	
	7	750	124	121	165	158	53	55	5	17	16	0	0	4	0	32	
	8	298	55	51	65	68	8	10	4	6	10	0	0	3	0	18	
	9	628	127	120	116	119	32	32	9	11	12	0	0	10	1	39	
GRAND TOTAL:		<u>5,816</u>	<u>1,151</u>	<u>1,142</u>	<u>1,092</u>	<u>1,070</u>	<u>310</u>	<u>321</u>	<u>67</u>	<u>133</u>	<u>136</u>	<u>5</u>	<u>3</u>	<u>79</u>	<u>1</u>	<u>306</u>	

TOWN OF MENDON  
SUPERINTENDENT OF HIGHWAYS

LEGISLATIVE DISTRICT OR TOWN	ELECTION DISTRICT	TOTAL VOTES	WILLIAM E. SMITH REP	WILLIAM E. SMITH CON	WILLIAM E. SMITH IND	WILLIAM E. SMITH REF	SCATTER	BLANK AND VOID
Mendon								
	1	367	172	42	60	4	0	89
	2	336	149	37	54	7	0	89
	3	402	195	50	47	7	0	103
	4	273	122	22	38	5	1	85
	5	362	168	50	55	0	0	89
	6	330	152	45	51	2	2	78
	7	375	200	56	48	2	1	68
	8	149	81	8	21	1	0	38
	9	314	151	38	46	2	0	77
GRAND TOTAL:		2,908	1,390	348	420	30	4	716

TOWN OF OGDEN  
SUPERVISOR

LEGISLATIVE DISTRICT OR TOWN	ELECTION DISTRICT	TOTAL VOTES	GAY H. LENHARD REP	GAY H. LENHARD CON	GAY H. LENHARD IND	SCATTER	BLANK AND VOID
Ogden							
	1	254	104	38	28	1	83
	2	271	141	40	29	2	59
	3	387	202	47	48	1	89
	4	234	121	36	31	0	46
	5	231	115	36	36	2	42
	6	247	112	30	39	3	63
	7	155	78	24	13	3	37
	8	252	137	26	32	1	56
	9	227	110	31	27	0	59
	10	252	123	44	35	0	50
	11	252	125	40	36	0	51
	12	278	141	38	41	2	56
	13	246	120	25	37	2	62
	14	196	93	31	19	1	52
	15	335	165	42	41	1	86
	16	159	77	26	13	0	43
	17	228	112	28	28	0	60
	18	276	136	42	41	4	53
	19	298	158	48	27	3	62
	20	315	155	44	43	2	71
GRAND TOTAL:		5,093	2,525	716	644	28	1,180

TOWN OF OGDEN  
TOWN JUSTICE

LEGISLATIVE DISTRICT OR TOWN	ELECTION DISTRICT	TOTAL VOTES	DAVID A. MURANTE  REP	DAVID A. MURANTE  CON	DAVID A. MURANTE  IND	SCATTER	BLANK AND VOID
Ogden							
	1	254	101	40	26	0	87
	2	271	139	40	29	1	62
	3	387	202	47	47	0	91
	4	234	118	35	31	0	50
	5	231	115	37	35	1	43
	6	247	103	31	37	3	73
	7	155	80	22	17	0	36
	8	252	134	26	32	0	60
	9	227	101	32	29	0	65
	10	252	124	41	35	0	52
	11	252	126	40	37	0	49
	12	278	148	39	41	0	50
	13	246	121	26	43	2	54
	14	196	91	32	18	0	55
	15	335	159	46	40	0	90
	16	159	84	26	13	0	36
	17	228	109	29	22	0	68
	18	276	138	41	40	2	55
	19	298	155	46	30	1	66
	20	315	148	47	43	2	75
GRAND TOTAL:		5,093	2,496	723	645	12	1,217



TOWN OF OGDEN  
MEMBER OF TOWN COUNCIL  
(VOTE FOR 2)

LEGISLATIVE DISTRICT OR TOWN	ELECTION DISTRICT	TOTAL VOTES	THOMAS J. USCHOLD REP	THOMAS J. COLE REP	THOMAS J. USCHOLD CON	THOMAS J. COLE CON	THOMAS J. USCHOLD IND	THOMAS J. COLE IND	SCATTER	BLANK AND VOID
Ogden	1	508	105	94	39	41	25	27	0	177
	2	542	139	140	41	41	31	29	3	118
	3	774	193	188	49	50	47	47	2	198
	4	468	117	114	37	37	29	31	0	103
	5	462	116	116	34	35	35	36	2	88
	6	494	104	101	28	30	34	36	8	153
	7	310	78	81	22	23	15	15	0	76
	8	504	131	125	28	27	29	31	0	133
	9	454	98	97	31	30	25	28	0	145
	10	504	117	116	39	38	34	34	0	126
	11	504	119	118	39	39	36	34	0	119
	12	556	140	131	39	39	41	40	4	122
	13	492	117	119	25	26	40	40	4	121
	14	392	87	84	34	33	18	17	0	119
	15	670	154	155	43	44	40	39	0	195
	16	318	81	83	26	26	11	12	0	79
	17	456	105	103	27	27	25	22	2	145
	18	552	130	124	40	40	41	39	4	134
	19	596	153	156	47	48	28	27	2	135
	20	630	143	144	46	47	44	43	4	159
GRAND TOTAL:		<u>10,186</u>	<u>2,427</u>	<u>2,389</u>	<u>714</u>	<u>721</u>	<u>628</u>	<u>627</u>	<u>35</u>	<u>2,645</u>

TOWN OF OGDEN  
SUPERINTENDENT OF HIGHWAYS

LEGISLATIVE DISTRICT OR TOWN	ELECTION DISTRICT	TOTAL VOTES	DAVID H. WIDGER  REP	DAVID H. WIDGER  CON	DAVID H. WIDGER  IND	SCATTER	BLANK AND VOID
Ogden							
	1	254	101	40	26	1	86
	2	271	137	42	31	1	60
	3	387	197	49	45	0	96
	4	234	116	34	32	0	52
	5	231	116	35	37	1	42
	6	247	108	31	37	2	69
	7	155	79	25	16	2	33
	8	252	132	25	32	0	63
	9	227	105	30	28	1	63
	10	252	122	40	33	0	57
	11	252	125	40	37	0	50
	12	278	142	37	39	1	59
	13	246	123	25	43	2	53
	14	196	93	33	21	0	49
	15	335	161	43	43	1	87
	16	159	81	26	15	0	37
	17	228	111	26	22	2	67
	18	276	129	42	43	2	60
	19	298	158	46	29	3	62
	20	315	149	40	45	5	76
GRAND TOTAL:		5,093	2,485	709	654	24	1,221

TOWN OF PARMA  
SUPERVISOR

LEGISLATIVE DISTRICT OR TOWN	ELECTION DISTRICT	TOTAL VOTES	JACK D. BARTON  REP	JACK D. BARTON  CON	JACK D. BARTON  IND	SCATTER	BLANK AND VOID
Parma							
	1	309	146	50	43	1	69
	2	326	186	45	33	1	61
	3	237	137	32	21	0	47
	4	222	116	35	25	2	44
	5	189	93	26	25	2	43
	6	104	57	14	9	1	23
	7	211	108	38	20	0	45
	8	382	207	51	39	1	84
	9	270	149	35	28	0	58
	10	265	125	54	28	1	57
	11	299	124	39	48	1	87
	12	253	129	30	39	3	52
	13	448	235	55	48	4	106
	14	186	89	24	27	0	46
	15	284	147	43	46	0	48
GRAND TOTAL:		3,985	2,048	571	479	17	870

TOWN OF PARMA  
TOWN CLERK

LEGISLATIVE DISTRICT OR TOWN	ELECTION DISTRICT	TOTAL VOTES	CARRIE A. WEBSTER	CARRIE A. WEBSTER	CARRIE A. WEBSTER	SCATTER	BLANK AND VOID
			REP	CON	IND		
Parma							
	1	309	141	49	44	0	75
	2	326	185	42	34	2	63
	3	237	135	30	20	0	52
	4	222	119	36	26	1	40
	5	189	91	28	28	1	41
	6	104	55	16	10	0	23
	7	211	112	40	17	0	42
	8	382	206	53	42	1	80
	9	270	145	36	26	0	63
	10	265	133	53	26	1	52
	11	299	131	36	46	2	84
	12	253	131	30	40	2	50
	13	448	236	55	48	0	109
	14	186	97	24	26	0	39
	15	284	146	42	41	0	55
GRAND TOTAL:		<u>3,985</u>	<u>2,063</u>	<u>570</u>	<u>474</u>	<u>10</u>	<u>868</u>

TOWN OF PARMA  
MEMBER OF TOWN COUNCIL  
4 YEAR TERM  
(VOTE FOR 2)

LEGISLATIVE DISTRICT OR TOWN	ELECTION DISTRICT	TOTAL VOTES	DANIEL W. BARLOW REP	JAMES ROOSE REP	DANIEL W. BARLOW CON	JAMES ROOSE CON	DANIEL W. BARLOW IND	JAMES ROOSE IND	SCATTER	BLANK AND VOID
Parma	1	618	130	132	47	48	40	40	2	179
	2	652	174	169	44	40	34	32	5	154
	3	474	129	125	28	30	20	19	0	123
	4	444	112	110	37	37	23	23	0	102
	5	378	86	87	28	25	27	25	1	99
	6	208	53	53	15	14	10	10	0	53
	7	422	105	104	39	37	16	17	0	104
	8	764	197	191	51	50	37	34	2	202
	9	540	141	136	34	34	25	27	0	143
	10	530	120	118	49	51	27	24	3	138
	11	598	120	125	37	38	43	46	2	187
	12	506	125	122	28	31	39	37	4	120
	13	896	227	216	57	54	46	47	1	248
	14	372	91	91	24	22	25	25	0	94
	15	568	139	132	38	39	39	38	0	143
GRAND TOTAL:		<u>7,970</u>	<u>1,949</u>	<u>1,911</u>	<u>556</u>	<u>550</u>	<u>451</u>	<u>444</u>	<u>20</u>	<u>2,089</u>

TOWN OF PARMA  
MEMBER OF TOWN COUNCIL  
2 YEAR TERM

LEGISLATIVE DISTRICT OR TOWN	ELECTION DISTRICT	TOTAL VOTES	RICHARD E. WILT REP	RICHARD E. WILT CON	RICHARD E. WILT IND	SCATTER	BLANK AND VOID
Parma							
	1	309	136	47	39	0	87
	2	326	176	41	35	3	71
	3	237	133	29	19	0	56
	4	222	116	31	22	1	52
	5	189	86	28	27	0	48
	6	104	54	13	9	0	28
	7	211	106	38	18	0	49
	8	382	200	52	38	1	91
	9	270	140	34	26	0	70
	10	265	119	52	26	1	67
	11	299	122	35	44	1	97
	12	253	129	27	37	2	58
	13	448	217	59	44	1	127
	14	186	91	23	27	0	45
	15	284	141	38	41	0	64
GRAND TOTAL:		3,985	1,966	547	452	10	1,010

TOWN OF PARMA  
SUPERINTENDENT OF HIGHWAYS

LEGISLATIVE DISTRICT OR TOWN	ELECTION DISTRICT	TOTAL VOTES	BRIAN F. SPEER  REP	BRIAN F. SPEER  CON	BRIAN F. SPEER  IND	SCATTER	BLANK AND VOID
Parma							
	1	309	138	51	39	1	80
	2	326	173	46	36	1	70
	3	237	141	29	23	0	44
	4	222	116	30	24	2	50
	5	189	86	22	24	4	53
	6	104	53	16	10	0	25
	7	211	108	36	18	1	48
	8	382	198	52	44	1	87
	9	270	149	35	37	0	49
	10	265	115	55	31	2	62
	11	299	121	34	42	4	98
	12	253	130	29	38	2	54
	13	448	222	60	46	2	118
	14	186	94	22	25	0	45
	15	284	144	40	38	1	61
GRAND TOTAL:		3,985	1,988	557	475	21	944

TOWN OF PENFIELD  
SUPERVISOR

LEGISLATIVE DISTRICT OR TOWN	ELECTION DISTRICT	TOTAL VOTES	TONY LAFOUNTAIN	TONY LAFOUNTAIN	TONY LAFOUNTAIN	TONY LAFOUNTAIN	SCATTER	BLANK AND VOID
			REP	CON	IND	REF		
Penfield								
	1	94	47	12	12	0	1	22
	2	228	110	16	33	5	3	61
	3	226	120	31	32	2	2	39
	4	322	158	50	37	2	1	74
	5	267	105	31	34	4	2	91
	6	201	110	23	22	1	3	42
	7	253	111	34	44	3	4	57
	8	159	76	21	18	1	1	42
	9	299	118	29	53	7	9	83
	10	162	74	25	37	1	0	25
	11	146	87	12	16	1	0	30
	12	251	118	26	50	4	0	53
	13	291	147	35	21	3	1	84
	14	310	160	36	52	4	6	52
	15	336	169	31	64	3	1	68
	16	134	59	10	28	3	0	34
	17	258	100	34	53	5	1	65
	18	193	99	12	39	2	2	39
	19	375	181	33	72	5	2	82
	20	298	141	39	40	5	5	68
	21	272	135	24	50	4	2	57
	22	214	74	19	50	1	6	64
	23	320	156	32	60	4	4	64
	24	319	151	36	52	3	3	74
	25	199	120	20	17	0	0	42
	26	161	89	12	24	0	0	36
	27	300	148	31	53	4	2	62
	28	183	76	22	31	4	0	50
	29	300	142	38	59	5	2	54
	30	419	217	45	60	6	4	87
	31	155	70	18	25	1	0	41
	32	148	76	9	23	2	1	37
	33	229	101	34	40	1	3	50
	34	198	88	22	31	0	3	54
	35	316	140	28	54	2	3	89
	36	233	110	20	35	2	3	63
	37	427	224	39	62	2	0	100
	38	155	83	18	24	1	1	28
	39	175	79	22	29	4	0	41
	40	280	140	21	37	1	1	80



TOWN OF PENFIELD  
SUPERVISOR

LEGISLATIVE DISTRICT OR TOWN	ELECTION DISTRICT	TOTAL VOTES	TONY LAFOUNTAIN	TONY LAFOUNTAIN	TONY LAFOUNTAIN	TONY LAFOUNTAIN	SCATTER	BLANK AND VOID
			REP	CON	IND	REF		
Penfield	41	341	191	40	57	2	0	51
	42	207	100	28	31	1	0	47
GRAND TOTAL:		<u>10,354</u>	<u>5,000</u>	<u>1,118</u>	<u>1,661</u>	<u>111</u>	<u>82</u>	<u>2,382</u>

TOWN OF PENFIELD  
TOWN CLERK

LEGISLATIVE DISTRICT OR TOWN	ELECTION DISTRICT	TOTAL VOTES	AMY M. STEKLOF	AMY M. STEKLOF	AMY M. STEKLOF	AMY M. STEKLOF	SCATTER	BLANK AND VOID
			REP	CON	IND	REF		
Penfield								
	1	94	44	12	11	1	1	25
	2	228	103	19	35	3	3	65
	3	226	115	28	35	2	1	45
	4	322	147	50	36	1	0	88
	5	267	99	30	35	7	0	96
	6	201	107	22	23	2	3	44
	7	253	109	29	47	3	3	62
	8	159	76	21	20	1	0	41
	9	299	111	30	56	7	7	88
	10	162	66	25	31	1	0	39
	11	146	88	12	17	0	0	29
	12	251	111	27	44	4	0	65
	13	291	144	31	24	6	0	86
	14	310	155	37	50	6	3	59
	15	336	163	33	59	4	1	76
	16	134	55	10	29	2	1	37
	17	258	97	31	50	7	2	71
	18	193	92	12	37	2	3	47
	19	375	182	33	71	3	0	86
	20	298	137	40	43	1	3	74
	21	272	127	24	48	4	2	67
	22	214	69	20	53	2	4	66
	23	320	148	32	61	5	1	73
	24	319	161	35	52	2	0	69
	25	199	116	22	18	0	0	43
	26	161	88	12	21	0	0	40
	27	300	139	30	51	4	2	74
	28	183	73	22	32	3	0	53
	29	300	138	35	55	4	1	67
	30	419	216	39	61	5	4	94
	31	155	68	19	25	0	0	43
	32	148	76	9	24	2	1	36
	33	229	98	40	37	2	1	51
	34	198	83	21	29	2	2	61
	35	316	135	30	49	5	3	94
	36	233	105	19	36	3	4	66
	37	427	216	40	60	3	0	108
	38	155	81	16	26	1	0	31
	39	175	75	20	34	2	0	44
	40	280	138	20	34	2	1	85
	41	341	183	41	56	3	0	58
	42	207	95	25	32	3	0	52
GRAND TOTAL:		<u>10,354</u>	<u>4,829</u>	<u>1,103</u>	<u>1,647</u>	<u>120</u>	<u>57</u>	<u>2,598</u>

TOWN OF PENFIELD  
TOWN JUSTICE

LEGISLATIVE DISTRICT OR TOWN	ELECTION DISTRICT	TOTAL VOTES	JIM MULLEY	JIM MULLEY	JIM MULLEY	JIM MULLEY	SCATTER	BLANK AND VOID
			REP	CON	IND	REF		
Penfield								
	1	94	47	10	10	0	1	26
	2	228	99	20	36	5	2	66
	3	226	111	28	40	2	0	45
	4	322	153	48	37	2	0	82
	5	267	96	32	35	5	0	99
	6	201	110	21	23	3	3	41
	7	253	105	31	47	4	2	64
	8	159	77	20	19	0	1	42
	9	299	113	26	56	6	7	91
	10	162	71	23	27	4	0	37
	11	146	86	14	15	0	0	31
	12	251	109	26	49	4	0	63
	13	291	138	32	24	5	0	92
	14	310	152	36	51	4	1	66
	15	336	161	33	58	3	1	80
	16	134	56	9	30	2	0	37
	17	258	93	33	53	5	1	73
	18	193	97	11	34	3	1	47
	19	375	181	35	68	4	0	87
	20	298	140	39	41	2	3	73
	21	272	126	25	45	5	3	68
	22	214	70	19	48	2	3	72
	23	320	146	32	62	2	0	78
	24	319	145	36	56	4	0	78
	25	199	115	22	19	0	0	43
	26	161	87	12	22	0	0	40
	27	300	138	35	48	3	1	75
	28	183	73	20	32	3	0	55
	29	300	135	34	57	4	1	69
	30	419	215	43	60	4	2	95
	31	155	68	20	23	0	0	44
	32	148	74	10	22	2	0	40
	33	229	96	38	37	2	1	55
	34	198	89	22	27	1	2	57
	35	316	133	28	52	4	3	96
	36	233	103	20	35	3	2	70
	37	427	213	43	61	1	0	109
	38	155	79	17	25	1	0	33
	39	175	76	20	34	3	0	42
	40	280	140	20	41	1	1	77
	41	341	185	42	55	3	0	56
	42	207	95	28	34	2	0	48
GRAND TOTAL:		<u>10,354</u>	<u>4,796</u>	<u>1,113</u>	<u>1,648</u>	<u>113</u>	<u>42</u>	<u>2,642</u>

TOWN OF PENFIELD  
MEMBER OF TOWN COUNCIL  
(VOTE FOR 2)

LEGISLATIVE DISTRICT OR TOWN	ELECTION DISTRICT	TOTAL VOTES	PAULA C. METZLER	ANDY MOORE	PAULA C. METZLER	ANDY MOORE	PAULA C. METZLER	ANDY MOORE	PAULA C. METZLER	ANDY MOORE	SCATTER	BLANK AND VOID
			REP	REP	CON	CON	IND	IND	REF	REF		
Penfield	1	188	41	43	13	10	11	12	1	0	3	54
	2	456	101	95	21	21	37	37	4	5	4	131
	3	452	110	112	26	26	37	36	2	1	0	102
	4	644	143	145	50	50	35	34	1	1	3	182
	5	534	98	93	32	30	36	35	5	4	2	199
	6	402	105	104	21	21	22	23	3	3	6	94
	7	506	108	104	32	29	47	47	4	4	7	124
	8	318	75	75	19	19	21	20	1	1	2	85
	9	598	114	109	27	26	54	52	6	6	19	185
	10	324	68	66	24	25	29	26	3	2	0	81
	11	292	87	88	16	14	15	15	1	0	0	56
	12	502	109	108	27	27	44	43	6	6	0	132
	13	582	131	129	34	30	26	25	5	6	1	195
	14	620	148	149	39	38	51	50	4	2	7	132
	15	672	158	158	31	30	58	55	5	5	2	170
	16	268	52	54	10	8	29	29	1	1	1	83
	17	516	93	91	33	33	49	44	7	7	5	154
	18	386	93	89	17	15	38	33	3	4	3	91
	19	750	171	175	39	40	72	69	3	4	1	176
	20	596	133	131	37	38	42	42	2	4	7	160
	21	544	121	121	24	25	46	46	7	6	4	144
	22	428	71	64	19	20	48	44	2	2	10	148
	23	640	147	145	32	35	59	56	2	4	7	153
	24	638	144	140	35	35	54	56	3	4	5	162
	25	398	113	109	21	23	20	20	0	0	0	92
	26	322	86	83	12	14	21	21	0	1	0	84
	27	600	137	129	31	34	51	46	2	3	3	164
	28	366	72	70	20	19	31	30	2	4	1	117
	29	600	133	131	35	31	58	56	4	4	2	146

TOWN OF PENFIELD  
MEMBER OF TOWN COUNCIL  
(VOTE FOR 2)

LEGISLATIVE DISTRICT OR TOWN	ELECTION DISTRICT	TOTAL VOTES	PAULA C. METZLER	ANDY MOORE	PAULA C. METZLER	ANDY MOORE	PAULA C. METZLER	ANDY MOORE	PAULA C. METZLER	ANDY MOORE	SCATTER	BLANK AND VOID
			REP	REP	CON	CON	IND	IND	REF	REF		
Penfield												
	30	838	209	211	44	42	56	60	5	4	5	202
	31	310	70	66	19	19	25	25	0	0	0	86
	32	296	75	73	9	9	24	24	1	1	1	79
	33	458	95	91	39	42	37	37	3	2	2	110
	34	396	81	75	23	26	27	28	1	1	6	128
	35	632	134	125	26	26	53	54	5	2	6	201
	36	466	99	97	20	20	39	35	2	4	4	146
	37	854	210	206	43	42	57	57	1	1	0	237
	38	310	80	79	17	16	26	24	0	2	0	66
	39	350	76	72	20	21	33	31	2	3	2	90
	40	560	130	130	22	20	34	36	3	2	2	181
	41	682	185	184	40	42	56	54	4	3	1	113
	42	414	94	92	25	27	32	30	1	1	0	112
GRAND TOTAL:		<u>20,708</u>	<u>4,700</u>	<u>4,611</u>	<u>1,124</u>	<u>1,118</u>	<u>1,640</u>	<u>1,597</u>	<u>117</u>	<u>120</u>	<u>134</u>	<u>5,547</u>

TOWN OF PERINTON  
SUPERVISOR

LEGISLATIVE DISTRICT OR TOWN	ELECTION DISTRICT	TOTAL VOTES	MIKE BARKER	MIKE BARKER	MIKE BARKER	SCATTER	BLANK AND VOID
			REP	CON	IND		
Perinton							
	1	371	174	35	50	4	108
	2	266	114	31	33	3	85
	3	245	116	32	37	2	58
	4	223	94	22	37	0	70
	5	140	61	13	25	0	41
	6	264	107	18	40	2	97
	7	317	139	24	66	2	86
	8	243	128	24	35	1	55
	9	367	219	31	60	1	56
	10	305	127	31	60	3	84
	11	179	67	23	19	3	67
	12	203	94	24	31	0	54
	13	219	122	26	27	0	44
	14	290	150	26	42	0	72
	15	211	107	19	28	2	55
	16	208	104	13	35	4	52
	17	285	125	26	53	1	80
	18	271	120	37	51	0	63
	19	277	149	34	30	1	63
	20	226	121	24	27	1	53
	21	333	161	40	53	3	76
	22	207	100	24	30	1	52
	23	402	199	40	69	1	93
	24	435	253	40	51	1	90
	25	216	76	16	49	0	75
	26	276	149	28	44	2	53
	27	227	125	28	29	0	45
	28	226	123	19	32	7	45
	29	154	67	11	27	2	47
	30	249	121	24	42	0	62
	31	303	153	22	44	2	82
	32	209	105	21	44	2	37
	33	278	137	16	56	1	68
	34	286	159	24	35	1	67
	35	215	100	20	47	0	48
	36	150	66	13	30	1	40
	37	271	125	37	54	0	55
	38	337	180	33	41	2	81
	39	322	168	30	35	1	88
	40	189	101	13	27	0	48
	41	178	74	18	37	2	47
	42	218	106	24	34	1	53
	43	472	254	48	80	1	89
	44	204	100	19	34	1	50
	45	455	238	50	73	2	92

TOWN OF PERINTON  
SUPERVISOR

LEGISLATIVE DISTRICT OR TOWN	ELECTION DISTRICT	TOTAL VOTES	MIKE BARKER	MIKE BARKER	MIKE BARKER	SCATTER	BLANK AND VOID
			REP	CON	IND		
Perinton							
	46	135	57	14	15	2	47
	47	270	140	31	33	1	65
	48	216	115	17	39	3	42
	49	203	110	30	40	1	22
	50	61	22	6	11	2	20
	51	264	146	35	41	0	42
	52	236	132	20	37	0	47
	53	201	85	13	32	5	66
	54	413	240	31	60	1	81
	55	264	139	26	41	0	58
	56	368	220	44	39	2	63
GRAND TOTAL:		<u>14,553</u>	<u>7,284</u>	<u>1,438</u>	<u>2,271</u>	<u>81</u>	<u>3,479</u>

TOWN OF PERINTON  
TOWN CLERK

LEGISLATIVE DISTRICT OR TOWN	ELECTION DISTRICT	TOTAL VOTES	NORA E. TUTHILL-GLUECK			JENNIFER A. WEST			NORA E. TUTHILL-GLUECK			SCATTER	BLANK AND VOID
			DEM	REP	CON	WOR	IND	WEP					
Perinton	1	371	117	173	33	4	23	3	0	18			
	2	266	97	108	26	2	17	3	0	13			
	3	245	70	111	27	4	16	4	0	13			
	4	223	103	76	18	2	10	5	0	9			
	5	140	59	47	9	4	12	1	0	8			
	6	264	123	90	16	7	14	9	0	5			
	7	317	137	113	22	7	25	3	0	10			
	8	243	89	118	20	2	7	2	0	5			
	9	367	107	178	32	0	28	1	0	21			
	10	305	112	120	25	4	24	4	0	16			
	11	179	77	54	25	2	5	3	0	13			
	12	203	68	85	19	1	11	6	0	13			
	13	219	59	120	20	1	8	2	0	9			
	14	290	99	125	23	5	24	3	0	11			
	15	211	61	91	23	9	15	2	0	10			
	16	208	65	100	15	3	11	3	0	11			
	17	285	102	112	21	2	25	5	0	18			
	18	271	93	109	32	2	23	1	0	11			
	19	277	80	134	31	3	16	2	0	11			
	20	226	61	107	26	4	17	2	0	9			
	21	333	100	154	34	7	26	6	0	6			
	22	207	74	89	21	2	14	1	0	6			
	23	402	135	172	34	8	27	5	0	21			
	24	435	116	227	35	7	30	3	0	17			
	25	216	109	63	13	7	17	1	0	6			
	26	276	87	134	22	3	18	3	0	9			
	27	227	54	111	30	3	14	3	0	12			
	28	226	64	105	16	4	21	4	0	12			
	29	154	57	58	12	6	10	3	0	8			
	30	249	86	105	14	9	26	1	0	8			
	31	303	91	140	27	5	16	1	0	23			
	32	209	76	82	16	5	18	1	0	11			
	33	278	113	117	12	6	18	4	0	8			
	34	286	87	139	25	3	17	1	0	14			
	35	215	77	88	19	4	12	5	0	10			
	36	150	57	60	12	3	9	2	0	7			
	37	271	89	111	28	6	23	3	0	11			
	38	337	116	150	30	5	10	7	0	19			
	39	322	112	146	25	5	12	2	1	19			
	40	189	60	82	13	5	14	4	0	11			
	41	178	68	70	15	4	13	0	0	8			



TOWN OF PERINTON  
TOWN CLERK

LEGISLATIVE DISTRICT OR TOWN	ELECTION DISTRICT	TOTAL VOTES	NORA E. TUTHILL-GLUECK			NORA E. TUTHILL-GLUECK			NORA E. TUTHILL-GLUECK			BLANK AND VOID
			DEM	REP	CON	WOR	IND	WEP	SCATTER			
Perinton												
	42	218	73	87	25	1	13	5	0	14		
	43	472	124	222	45	10	37	3	0	31		
	44	204	67	95	16	1	15	4	0	6		
	45	455	153	203	46	2	29	4	0	18		
	46	135	50	49	11	2	8	4	0	11		
	47	270	89	116	30	1	17	2	0	15		
	48	216	80	95	13	1	13	5	0	9		
	49	203	66	87	28	2	14	2	0	4		
	50	61	33	14	1	2	3	1	0	7		
	51	264	79	130	33	5	16	0	0	1		
	52	236	84	111	18	1	13	1	0	8		
	53	201	84	79	14	4	13	3	0	4		
	54	413	117	204	32	8	23	4	0	25		
	55	264	84	128	24	3	14	2	0	9		
	56	368	109	173	38	6	20	5	1	16		
GRAND TOTAL:		<u>14,553</u>	<u>4,899</u>	<u>6,367</u>	<u>1,290</u>	<u>224</u>	<u>944</u>	<u>169</u>	<u>2</u>	<u>658</u>		

TOWN OF PERINTON  
TOWN JUSTICE

LEGISLATIVE DISTRICT OR TOWN	ELECTION DISTRICT	TOTAL VOTES	MICHAEL H. ARNOLD  REP	MICHAEL H. ARNOLD  CON	MICHAEL H. ARNOLD  IND	SCATTER	BLANK AND VOID
Perinton							
	1	371	177	38	50	3	103
	2	266	116	29	34	2	85
	3	245	113	31	38	2	61
	4	223	88	20	37	0	78
	5	140	55	14	24	0	47
	6	264	99	18	42	0	105
	7	317	121	27	69	1	99
	8	243	123	23	37	0	60
	9	367	191	35	56	1	84
	10	305	129	28	59	2	87
	11	179	66	23	20	3	67
	12	203	95	22	30	0	56
	13	219	127	23	23	0	46
	14	290	141	24	43	0	82
	15	211	99	22	30	0	60
	16	208	102	16	34	4	52
	17	285	123	25	53	0	84
	18	271	126	31	43	0	71
	19	277	152	34	32	1	58
	20	226	119	25	27	1	54
	21	333	160	39	50	1	83
	22	207	96	23	30	1	57
	23	402	195	39	67	2	99
	24	435	248	39	51	1	96
	25	216	73	16	52	0	75
	26	276	139	29	38	1	69
	27	227	119	28	28	0	52
	28	226	115	20	35	2	54
	29	154	64	12	28	1	49
	30	249	113	19	43	0	74
	31	303	151	25	39	1	87
	32	209	101	19	46	0	43
	33	278	135	15	54	1	73
	34	286	151	28	33	0	74
	35	215	99	21	41	0	54
	36	150	60	16	30	1	43
	37	271	122	32	50	0	67
	38	337	164	31	43	0	99
	39	322	155	26	40	2	99
	40	189	95	15	27	0	52
	41	178	73	21	30	1	53
	42	218	100	27	35	2	54
	43	472	238	47	80	0	107
	44	204	97	20	34	1	52

TOWN OF PERINTON  
TOWN JUSTICE

LEGISLATIVE DISTRICT OR TOWN	ELECTION DISTRICT	TOTAL VOTES	MICHAEL H. ARNOLD REP	MICHAEL H. ARNOLD CON	MICHAEL H. ARNOLD IND	SCATTER	BLANK AND VOID
Perinton							
	45	455	231	52	71	1	100
	46	135	54	14	14	1	52
	47	270	130	29	37	0	74
	48	216	100	15	38	3	60
	49	203	103	30	41	1	28
	50	61	23	6	11	2	19
	51	264	143	35	39	1	46
	52	236	132	19	43	0	42
	53	201	83	14	32	1	71
	54	413	231	35	57	1	89
	55	264	134	28	39	0	63
	56	368	214	45	40	0	69
GRAND TOTAL:		<u>14,553</u>	<u>7,003</u>	<u>1,437</u>	<u>2,247</u>	<u>49</u>	<u>3,817</u>

TOWN OF PERINTON  
MEMBER OF TOWN COUNCIL  
(VOTE FOR 2)

LEGISLATIVE DISTRICT OR TOWN	ELECTION DISTRICT	TOTAL VOTES	MATTHEW J. BROWN	JOSH FOLADARE	CIARAN T. HANNA	PEG S. HAVENS	CIARAN T. HANNA	PEG S. HAVENS	MATTHEW J. BROWN	JOSH FOLADARE	CIARAN T. HANNA	PEG S. HAVENS	MATTHEW J. BROWN	JOSH FOLADARE	SCATTER	BLANK AND VOID
			DEM	DEM	REP	REP	CON	CON	WOR	WOR	IND	IND	WEP	WEP		
Perinton	1	742	144	136	155	149	32	33	4	4	13	10	2	5	0	55
	2	532	112	109	97	91	26	23	4	5	10	13	4	3	0	35
	3	490	89	84	93	87	28	29	4	3	12	13	8	5	0	35
	4	446	124	114	61	59	15	16	4	4	9	8	4	5	0	23
	5	280	65	59	44	41	7	9	7	6	8	9	3	2	0	20
	6	528	141	130	75	76	15	15	9	9	9	9	10	9	0	21
	7	634	152	152	102	98	23	22	7	7	20	18	6	5	0	22
	8	486	97	92	103	106	17	17	5	2	9	9	2	4	0	23
	9	734	131	125	152	148	34	35	8	7	15	15	4	3	0	57
	10	610	140	127	92	92	25	29	9	6	20	17	5	4	0	44
	11	358	84	79	53	50	22	23	4	4	2	1	1	2	0	33
	12	406	80	84	81	71	18	17	1	1	7	7	4	5	0	30
	13	438	83	77	97	94	18	19	4	1	5	6	6	3	0	25
	14	580	119	102	109	115	23	22	11	8	17	15	2	3	0	34
	15	422	73	66	83	85	17	17	10	9	13	10	4	3	0	32
	16	416	74	76	86	85	14	14	5	3	9	11	3	3	0	33
	17	570	115	110	104	99	21	23	5	4	14	20	4	5	0	46
	18	542	106	97	89	91	35	33	4	2	20	20	2	4	0	39
	19	554	108	103	105	108	32	33	9	7	8	9	2	1	0	29
	20	452	90	76	91	89	23	21	5	3	10	13	5	4	0	22
	21	666	128	113	129	123	36	30	11	10	22	22	2	4	0	36
	22	414	81	80	81	79	20	20	2	2	8	10	1	1	0	29
	23	804	159	148	160	150	33	31	9	7	26	29	6	8	0	38
	24	870	153	134	210	204	28	31	9	8	15	14	2	2	0	60
	25	432	128	118	52	49	11	12	7	9	10	10	2	2	0	22

TOWN OF PERINTON  
MEMBER OF TOWN COUNCIL  
(VOTE FOR 2)

LEGISLATIVE DISTRICT OR TOWN	ELECTION DISTRICT	TOTAL VOTES	MATTHEW J. BROWN	JOSH FOLADARE	CIARAN T. HANNA	PEG S. HAVENS	CIARAN T. HANNA	PEG S. HAVENS	MATTHEW J. BROWN	JOSH FOLADARE	CIARAN T. HANNA	PEG S. HAVENS	MATTHEW J. BROWN	JOSH FOLADARE	SCATTER	BLANK AND VOID
			DEM	DEM	REP	REP	CON	CON	WOR	WOR	IND	IND	WEP	WEP		
Perinton																
	26	552	112	98	117	112	24	24	9	5	8	9	3	2	0	29
	27	454	67	66	104	98	24	25	7	9	8	9	6	5	0	26
	28	452	81	80	99	93	18	19	9	4	7	9	5	4	0	24
	29	308	64	61	49	52	10	11	7	6	12	11	4	1	0	20
	30	498	105	99	92	91	16	14	8	9	15	14	5	2	0	28
	31	606	125	109	122	122	22	22	4	4	10	8	2	4	0	52
	32	418	98	85	71	71	13	14	4	2	15	11	3	3	0	28
	33	556	133	123	106	95	13	12	8	6	9	13	4	3	0	31
	34	572	108	95	114	109	20	17	7	3	12	11	3	3	0	70
	35	430	92	89	76	73	14	14	7	5	9	8	4	5	0	34
	36	300	70	62	48	49	10	10	5	5	7	6	1	1	0	26
	37	542	107	103	100	95	25	28	10	7	15	13	3	3	0	33
	38	674	139	134	127	131	27	26	7	3	13	13	3	5	0	46
	39	644	142	124	120	121	23	22	6	6	14	14	3	1	2	46
	40	378	67	65	71	71	14	11	8	10	9	8	6	5	0	33
	41	356	86	76	54	49	16	16	7	6	9	11	1	2	0	23
	42	436	91	82	80	74	22	20	1	2	11	10	4	6	2	31
	43	944	167	150	199	188	34	36	14	8	27	27	6	5	0	83
	44	408	81	75	77	76	16	17	5	8	9	8	2	4	0	30
	45	910	176	162	192	188	44	44	7	7	20	18	4	5	0	43
	46	270	58	55	43	39	13	14	2	3	6	5	5	3	0	24
	47	540	101	90	105	102	31	31	4	4	13	10	1	2	0	46
	48	432	96	89	80	76	12	14	4	3	9	8	4	4	0	33
	49	406	74	69	84	79	25	24	3	2	10	13	3	3	0	17
	50	122	35	34	12	12	1	1	4	4	2	3	2	1	0	11

TOWN OF PERINTON  
MEMBER OF TOWN COUNCIL  
(VOTE FOR 2)

LEGISLATIVE DISTRICT OR TOWN	ELECTION DISTRICT	TOTAL VOTES	MATTHEW J. BROWN	JOSH FOLADARE	CIARAN T. HANNA	PEG S. HAVENS	CIARAN T. HANNA	PEG S. HAVENS	MATTHEW J. BROWN	JOSH FOLADARE	CIARAN T. HANNA	PEG S. HAVENS	MATTHEW J. BROWN	JOSH FOLADARE	SCATTER	BLANK AND VOID
			DEM	DEM	REP	REP	CON	CON	WOR	WOR	IND	IND	WEP	WEP		
Perinton	51	528	89	80	127	116	31	30	8	6	12	12	3	4	0	10
	52	472	88	72	106	102	17	17	4	5	15	16	2	3	0	25
	53	402	102	89	58	63	13	11	3	3	14	11	8	5	0	22
	54	826	157	147	178	175	28	27	13	9	13	16	7	5	0	51
	55	528	101	94	117	112	23	20	5	4	11	13	4	3	0	21
	56	736	138	135	154	146	35	32	9	9	18	15	4	6	2	33
GRAND TOTAL:		<u>29,106</u>	<u>5,926</u>	<u>5,483</u>	<u>5,586</u>	<u>5,419</u>	<u>1,207</u>	<u>1,197</u>	<u>356</u>	<u>298</u>	<u>673</u>	<u>671</u>	<u>209</u>	<u>203</u>	<u>6</u>	<u>1,872</u>

TOWN OF PITTSFORD  
SUPERVISOR

LEGISLATIVE DISTRICT OR TOWN	ELECTION DISTRICT	TOTAL VOTES	WILLIAM A. SMITH	WILLIAM A. SMITH	WILLIAM A. SMITH	WILLIAM A. SMITH	SCATTER	BLANK AND VOID
			REP	CON	IND	REF		
Pittsford								
	1	231	80	11	31	5	11	93
	2	281	101	15	32	2	27	104
	3	411	198	29	47	2	4	131
	4	343	147	32	41	2	2	119
	5	244	90	18	26	3	7	100
	6	173	67	9	30	1	0	66
	7	129	53	11	21	1	2	41
	8	252	138	19	29	1	0	65
	9	286	141	27	32	3	1	82
	10	286	141	19	32	3	4	87
	11	230	95	27	33	5	4	66
	12	248	113	21	37	1	4	72
	13	212	83	18	30	0	10	71
	14	330	153	33	32	2	4	106
	15	148	72	12	23	1	2	38
	16	234	102	12	40	4	0	76
	17	321	109	27	53	3	5	124
	18	209	87	13	30	4	2	73
	19	190	92	26	11	1	3	57
	20	294	121	23	41	2	4	103
	21	266	112	23	33	1	1	96
	22	338	150	33	39	2	4	110
	23	257	127	31	44	5	0	50
	24	301	153	22	20	1	6	99
	25	311	150	13	38	2	2	106
	26	273	120	20	45	4	4	80
	27	266	105	26	35	4	4	92
	28	229	92	17	31	0	5	84
	29	286	125	22	41	6	3	89
	30	229	96	11	21	1	6	94
	31	306	145	20	42	2	3	94
	32	309	138	16	52	3	8	92
	33	330	174	26	39	3	6	82
	34	292	139	24	46	6	2	75
GRAND TOTAL:		<u>9,045</u>	<u>4,009</u>	<u>706</u>	<u>1,177</u>	<u>86</u>	<u>150</u>	<u>2,917</u>

TOWN OF PITTSFORD  
TOWN JUSTICE

LEGISLATIVE DISTRICT OR TOWN	ELECTION DISTRICT	TOTAL VOTES	JOHN E. BERNACKI, JR. REP	JOHN E. BERNACKI, JR. CON	JOHN E. BERNACKI, JR. WOR	JOHN E. BERNACKI, JR. IND	JOHN E. BERNACKI, JR. REF	SCATTER	BLANK AND VOID
Pittsford									
	1	231	84	13	12	26	3	1	92
	2	281	98	16	12	37	3	3	112
	3	411	195	26	7	45	2	3	133
	4	343	139	32	13	39	4	1	115
	5	244	91	18	13	17	2	5	98
	6	173	63	9	7	27	1	0	66
	7	129	51	9	10	18	1	1	39
	8	252	134	20	1	26	2	0	69
	9	286	131	28	6	27	2	0	92
	10	286	144	17	16	32	1	1	75
	11	230	91	27	10	28	4	1	69
	12	248	111	22	7	35	1	3	69
	13	212	81	18	10	24	3	1	75
	14	330	157	31	10	29	2	1	100
	15	148	68	10	9	18	1	2	40
	16	234	98	13	9	40	5	0	69
	17	321	111	28	14	43	4	2	119
	18	209	86	13	7	30	2	1	70
	19	190	88	33	6	10	0	0	53
	20	294	117	25	12	32	1	1	106
	21	266	113	26	2	32	1	0	92
	22	338	148	29	11	35	2	2	111
	23	257	126	33	9	37	3	0	49
	24	301	156	24	3	21	1	1	95
	25	311	140	17	10	36	3	0	105
	26	273	125	24	8	45	5	1	65
	27	266	105	23	13	33	2	1	89
	28	229	91	15	5	26	2	5	85
	29	286	125	23	12	40	1	1	84
	30	229	94	11	6	20	1	3	94
	31	306	142	18	12	37	4	1	92
	32	309	141	14	4	54	3	1	92
	33	330	174	26	16	32	2	1	79
	34	292	132	25	14	41	4	0	76
GRAND TOTAL:		<u>9,045</u>	<u>3,950</u>	<u>716</u>	<u>316</u>	<u>1,072</u>	<u>78</u>	<u>44</u>	<u>2,869</u>



TOWN OF PITTSFORD  
MEMBER OF TOWN COUNCIL  
(VOTE FOR 2)  
PART 1 OF 2

LEGISLATIVE DISTRICT OR TOWN	ELECTION DISTRICT	TOTAL VOTES	STEPHANIE TOWNSEND	KEVIN S. BECKFORD	MARY GEHL DOYLE	JARED C. LUSK	MARY GEHL DOYLE	JARED C. LUSK	STEPHANIE TOWNSEND	KEVIN S. BECKFORD
			DEM	DEM	REP	REP	CON	CON	WOR	WOR
Pittsford										
	1	462	118	122	66	67	10	11	8	8
	2	562	155	152	73	80	18	16	8	7
	3	822	176	163	164	155	23	29	2	3
	4	686	171	172	105	110	25	20	11	7
	5	488	133	118	68	82	16	17	8	6
	6	346	90	82	37	45	7	8	6	6
	7	258	70	67	37	40	8	9	2	3
	8	504	109	91	101	117	16	16	2	1
	9	572	124	111	110	114	20	19	3	3
	10	572	139	132	101	105	14	18	10	11
	11	460	99	95	80	79	24	28	7	5
	12	496	136	127	69	82	17	18	2	3
	13	424	111	105	69	70	16	14	8	10
	14	660	169	160	113	128	26	28	5	3
	15	296	70	68	41	44	8	8	10	7
	16	468	128	121	69	72	12	15	3	1
	17	642	186	184	72	79	23	23	8	6
	18	418	111	110	63	65	11	11	2	2
	19	380	67	64	69	78	32	31	2	2
	20	588	159	148	88	84	21	23	6	4
	21	532	143	142	79	82	22	19	2	2
	22	676	187	181	104	111	24	26	2	3
	23	514	98	88	90	100	28	28	5	2
	24	602	136	132	119	125	19	16	3	3
	25	622	156	137	110	114	13	14	4	2
	26	546	123	124	92	90	18	20	6	7

TOWN OF PITTSFORD  
MEMBER OF TOWN COUNCIL  
(VOTE FOR 2)  
PART 1 OF 2

LEGISLATIVE DISTRICT OR TOWN	ELECTION DISTRICT	TOTAL VOTES	STEPHANIE TOWNSEND	KEVIN S. BECKFORD	MARY GEHL DOYLE	JARED C. LUSK	MARY GEHL DOYLE	JARED C. LUSK	STEPHANIE TOWNSEND	KEVIN S. BECKFORD
			DEM	DEM	REP	REP	CON	CON	WOR	WOR
Pittsford										
	27	532	134	134	81	87	17	19	7	6
	28	458	130	118	67	72	11	10	7	4
	29	572	128	119	98	101	16	17	10	9
	30	458	130	120	70	76	9	9	3	4
	31	612	153	153	99	107	18	17	6	5
	32	618	151	150	117	116	16	14	2	3
	33	660	144	138	135	133	23	24	8	5
	34	584	144	136	104	106	19	17	4	4
GRAND TOTAL:		<u>18,090</u>	<u>4,478</u>	<u>4,264</u>	<u>2,960</u>	<u>3,116</u>	<u>600</u>	<u>612</u>	<u>182</u>	<u>157</u>

TOWN OF PITTSFORD  
MEMBER OF TOWN COUNCIL  
(VOTE FOR 2)  
PART 2 OF 2

LEGISLATIVE DISTRICT OR TOWN	ELECTION DISTRICT	TOTAL VOTES	MARY GEHL DOYLE	JARED C. LUSK	STEPHANIE TOWNSEND	KEVIN S. BECKFORD	MARY GEHL DOYLE	JARED C. LUSK	SCATTER	BLANK AND VOID
			IND	IND	WEP	WEP	REF	REF		
Pittsford										
	1	462	6	8	3	4	2	1	0	28
	2	562	11	15	3	6	3	2	0	13
	3	822	14	15	3	4	0	0	0	71
	4	686	11	14	4	2	1	2	0	31
	5	488	5	6	3	2	1	1	0	22
	6	346	7	9	1	1	0	0	0	47
	7	258	2	2	3	1	0	2	0	12
	8	504	4	3	5	5	0	1	0	33
	9	572	14	19	7	7	0	1	0	20
	10	572	9	11	1	1	0	1	2	17
	11	460	12	11	4	3	0	0	0	13
	12	496	10	13	2	1	1	0	0	15
	13	424	5	4	0	1	0	0	0	11
	14	660	5	4	3	3	0	0	0	13
	15	296	8	10	4	5	0	0	0	13
	16	468	7	9	4	5	2	1	0	19
	17	642	14	12	2	3	3	2	0	25
	18	418	9	5	4	2	0	0	0	23
	19	380	3	2	0	0	1	1	0	28
	20	588	9	12	7	7	0	2	0	18
	21	532	6	8	5	3	1	2	0	16
	22	676	9	8	1	1	1	0	0	18
	23	514	17	17	1	0	1	3	0	36
	24	602	9	9	3	3	1	0	0	24
	25	622	17	17	3	3	2	2	0	28
	26	546	15	14	5	5	2	1	0	24

TOWN OF PITTSFORD  
 MEMBER OF TOWN COUNCIL  
 (VOTE FOR 2)  
 PART 2 OF 2

LEGISLATIVE DISTRICT OR TOWN	ELECTION DISTRICT	TOTAL VOTES	MARY GEHL DOYLE	JARED C. LUSK	STEPHANIE TOWNSEND	KEVIN S. BECKFORD	MARY GEHL DOYLE	JARED C. LUSK	SCATTER	BLANK AND VOID
			IND	IND	WEP	WEP	REF	REF		
Pittsford										
	27	532	9	8	1	1	0	0	0	28
	28	458	8	6	2	2	0	0	0	21
	29	572	16	13	3	4	0	0	0	38
	30	458	9	7	0	2	0	0	0	19
	31	612	12	13	3	2	0	1	2	21
	32	618	10	11	0	2	0	0	1	25
	33	660	6	8	4	5	1	0	0	26
	34	584	10	5	6	6	1	1	1	20
GRAND TOTAL:		<u>18,090</u>	<u>318</u>	<u>328</u>	<u>100</u>	<u>102</u>	<u>24</u>	<u>27</u>	<u>6</u>	<u>816</u>

TOWN OF RIGA  
SUPERVISOR

LEGISLATIVE DISTRICT OR TOWN	ELECTION DISTRICT	TOTAL VOTES	BRAD O'BROCTA	BRAD O'BROCTA	BRAD O'BROCTA	BRAD O'BROCTA	SCATTER	BLANK AND VOID
			REP	CON	IND	REF		
Riga	1	427	231	44	60	6	3	83
	2	308	181	37	23	3	1	63
	3	245	122	28	39	3	1	52
	4	273	160	33	31	2	0	47
	5	282	154	45	31	2	1	49
	6	220	119	41	22	0	0	38
GRAND TOTAL:		<u>1,755</u>	<u>967</u>	<u>228</u>	<u>206</u>	<u>16</u>	<u>6</u>	<u>332</u>

TOWN OF RIGA  
TOWN CLERK

<u>LEGISLATIVE DISTRICT OR TOWN</u>	<u>ELECTION DISTRICT</u>	<u>TOTAL VOTES</u>	<u>KIMBERLY A. PAPE REP</u>	<u>KIMBERLY A. PAPE CON</u>	<u>KIMBERLY A. PAPE IND</u>	<u>KIMBERLY A. PAPE REF</u>	<u>SCATTER</u>	<u>BLANK AND VOID</u>
Riga	1	427	232	50	63	4	2	76
	2	308	188	41	26	4	1	48
	3	245	133	27	39	3	1	42
	4	273	164	34	32	2	0	41
	5	282	161	43	35	2	1	40
	6	220	127	39	24	0	1	29
GRAND TOTAL:		<u>1,755</u>	<u>1,005</u>	<u>234</u>	<u>219</u>	<u>15</u>	<u>6</u>	<u>276</u>

TOWN OF RIGA  
MEMBER OF TOWN COUNCIL  
(VOTE FOR 2)

LEGISLATIVE DISTRICT OR TOWN	ELECTION DISTRICT	TOTAL VOTES	STAN MAIN	DEBORAH CAMPANELLA	JAMES FODGE	DEBORAH CAMPANELLA	JAMES FODGE	STAN MAIN	DEBORAH CAMPANELLA	JAMES FODGE	DEBORAH CAMPANELLA	JAMES FODGE	SCATTER	BLANK AND VOID
			DEM	REP	REP	CON	CON	WOR	IND	IND	REF	REF		
Riga	1	854	157	193	216	39	37	13	41	45	3	3	1	106
	2	616	84	163	163	42	34	9	13	14	2	2	2	88
	3	490	82	109	110	28	26	2	25	26	0	1	1	80
	4	546	102	129	133	30	26	13	20	20	1	1	0	71
	5	564	75	141	141	40	39	7	15	28	3	3	1	71
	6	440	50	109	113	35	38	3	17	18	0	0	0	57
GRAND TOTAL:		<u>3,510</u>	<u>550</u>	<u>844</u>	<u>876</u>	<u>214</u>	<u>200</u>	<u>47</u>	<u>131</u>	<u>151</u>	<u>9</u>	<u>10</u>	<u>5</u>	<u>473</u>

TOWN OF RIGA  
SUPERINTENDENT OF HIGHWAYS

<u>LEGISLATIVE DISTRICT OR TOWN</u>	<u>ELECTION DISTRICT</u>	<u>TOTAL VOTES</u>	<u>DAVID SMITH  REP</u>	<u>DAVID SMITH  CON</u>	<u>DAVID SMITH  IND</u>	<u>SCATTER</u>	<u>BLANK AND VOID</u>
Riga	1	427	245	47	69	2	64
	2	308	181	38	25	1	63
	3	245	125	31	41	1	47
	4	273	165	31	33	0	44
	5	282	156	46	33	2	45
	6	220	122	38	25	0	35
GRAND TOTAL:		<u>1,755</u>	<u>994</u>	<u>231</u>	<u>226</u>	<u>6</u>	<u>298</u>



TOWN OF RUSH  
SUPERVISOR

<u>LEGISLATIVE DISTRICT OR TOWN</u>	<u>ELECTION DISTRICT</u>	<u>TOTAL VOTES</u>	<u>CATHLEEN M. FRANK REP</u>	<u>CATHLEEN M. FRANK CON</u>	<u>CATHLEEN M. FRANK IND</u>	<u>SCATTER</u>	<u>BLANK AND VOID</u>
Rush							
	1	321	166	43	44	7	61
	2	210	111	20	31	5	43
	3	339	161	37	54	11	76
	4	307	166	34	50	5	52
GRAND TOTAL:		<u>1,177</u>	<u>604</u>	<u>134</u>	<u>179</u>	<u>28</u>	<u>232</u>

TOWN OF RUSH  
MEMBER OF TOWN COUNCIL  
(VOTE FOR 2)

LEGISLATIVE DISTRICT OR TOWN	ELECTION DISTRICT	TOTAL VOTES	GERALD W. KUSSE REP	RITA D. MCCARTHY REP	GERALD W. KUSSE CON	RITA D. MCCARTHY CON	GERALD W. KUSSE IND	RITA D. MCCARTHY IND	SCATTER	BLANK AND VOID
Rush	1	642	166	161	42	43	38	44	13	135
	2	420	112	110	20	19	30	32	3	94
	3	678	151	158	41	41	55	54	17	161
	4	614	153	160	36	34	48	53	8	122
GRAND TOTAL:		<u>2,354</u>	<u>582</u>	<u>589</u>	<u>139</u>	<u>137</u>	<u>171</u>	<u>183</u>	<u>41</u>	<u>512</u>

TOWN OF SWEDEN  
SUPERVISOR

LEGISLATIVE DISTRICT OR TOWN	ELECTION DISTRICT	TOTAL VOTES	KEVIN JOHNSON REP	KEVIN JOHNSON CON	KEVIN JOHNSON IND	KEVIN JOHNSON REF	SCATTER	BLANK AND VOID
Sweden								
	1	271	141	28	32	1	3	66
	2	106	48	7	18	0	2	31
	3	296	135	35	42	2	5	77
	4	316	154	38	35	2	3	84
	5	76	32	3	9	0	0	32
	6	241	119	29	23	5	1	64
	7	310	156	42	36	4	2	70
	8	249	127	38	27	1	2	54
	9	187	84	27	22	1	0	53
	10	402	213	56	38	8	2	85
	11	79	31	10	13	4	0	21
	12	252	127	45	22	3	2	53
GRAND TOTAL:		<u>2,785</u>	<u>1,367</u>	<u>358</u>	<u>317</u>	<u>31</u>	<u>22</u>	<u>690</u>

TOWN OF SWEDEN  
TOWN CLERK

LEGISLATIVE DISTRICT OR TOWN	ELECTION DISTRICT	TOTAL VOTES	KAREN M. SWEETING REP	KAREN M. SWEETING CON	KAREN M. SWEETING IND	KAREN M. SWEETING REF	SCATTER	BLANK AND VOID
Sweden								
	1	271	143	25	33	1	3	66
	2	106	51	6	19	0	2	28
	3	296	144	33	41	3	3	72
	4	316	160	36	42	3	1	74
	5	76	34	3	10	0	0	29
	6	241	121	31	22	2	2	63
	7	310	159	41	36	5	5	64
	8	249	129	36	29	3	1	51
	9	187	89	27	21	1	0	49
	10	402	225	54	43	8	2	70
	11	79	33	11	14	2	0	19
	12	252	131	40	26	3	1	51
GRAND TOTAL:		<u>2,785</u>	<u>1,419</u>	<u>343</u>	<u>336</u>	<u>31</u>	<u>20</u>	<u>636</u>

TOWN OF SWEDEN  
TOWN JUSTICE

LEGISLATIVE DISTRICT OR TOWN	ELECTION DISTRICT	TOTAL VOTES	ANTHONY S. PERRY REP	ANTHONY S. PERRY CON	ANTHONY S. PERRY IND	ANTHONY S. PERRY REF	SCATTER	BLANK AND VOID
Sweden								
	1	271	137	26	30	2	2	74
	2	106	44	6	18	1	3	34
	3	296	131	33	41	5	3	83
	4	316	145	37	35	4	2	93
	5	76	31	4	9	0	0	32
	6	241	114	29	21	2	1	74
	7	310	151	42	35	3	1	78
	8	249	126	34	23	1	1	64
	9	187	84	25	22	2	0	54
	10	402	214	55	37	5	2	89
	11	79	29	10	14	3	0	23
	12	252	129	43	25	3	1	51
GRAND TOTAL:		2,785	1,335	344	310	31	16	749

TOWN OF SWEDEN  
MEMBER OF TOWN COUNCIL  
(VOTE FOR 2)

LEGISLATIVE DISTRICT OR TOWN	ELECTION DISTRICT	TOTAL VOTES	WALTER A. BOROWIEC	SUSAN J. SMITH	ROBERT L. MUESEBECK	PATRICIA HAYLES	ROBERT L. MUESEBECK	PATRICIA HAYLES	SUSAN J. SMITH	ROBERT L. MUESEBECK	PATRICIA HAYLES	ROBERT L. MUESEBECK	PATRICIA HAYLES	SCATTER	BLANK AND VOID
			DEM	DEM	REP	REP	CON	CON	WOR	IND	IND	REF	REF		
Sweden															
	1	542	96	102	107	110	26	24	10	12	16	0	0	0	39
	2	212	49	56	35	36	5	6	1	7	6	0	0	2	9
	3	592	123	108	107	107	28	26	14	24	22	1	1	0	31
	4	632	120	117	124	131	33	32	10	12	10	0	2	0	41
	5	152	42	39	25	25	3	5	1	4	3	0	0	0	5
	6	482	94	94	93	85	30	27	5	13	15	0	0	0	26
	7	620	109	114	125	134	44	38	3	12	14	1	3	0	23
	8	498	77	69	110	117	31	31	6	14	14	2	1	0	26
	9	374	69	70	76	73	23	22	3	7	9	0	0	0	22
	10	804	96	90	190	189	54	55	8	26	28	6	5	0	57
	11	158	39	36	23	21	7	5	5	6	5	0	0	0	11
	12	504	70	65	117	119	40	40	4	7	9	0	1	0	32
GRAND TOTAL:		<u>5,570</u>	<u>984</u>	<u>960</u>	<u>1,132</u>	<u>1,147</u>	<u>324</u>	<u>311</u>	<u>70</u>	<u>144</u>	<u>151</u>	<u>10</u>	<u>13</u>	<u>2</u>	<u>322</u>

TOWN OF WEBSTER  
SUPERVISOR

LEGISLATIVE DISTRICT OR TOWN	ELECTION DISTRICT	TOTAL VOTES	JOHN HUTCHINGS		RONALD W. NESBITT		JOHN HUTCHINGS		RONALD W. NESBITT		SCATTER	BLANK AND VOID
			DEM	REP	CON	WOR	IND	REF				
Webster	1	289	126	111	29	6	10	2	0	5		
	2	302	138	104	19	13	13	4	0	11		
	3	365	132	154	32	9	18	1	0	19		
	4	135	52	49	11	5	6	1	1	10		
	5	309	152	102	19	17	8	1	2	8		
	6	178	72	69	14	5	5	0	1	12		
	7	309	142	111	30	7	12	1	1	5		
	8	263	88	121	26	5	17	0	0	6		
	9	302	110	120	33	14	22	0	0	3		
	10	580	240	220	48	24	21	2	0	25		
	11	326	136	131	29	8	5	2	1	14		
	12	345	129	154	25	12	10	0	0	15		
	13	240	94	103	17	7	12	0	0	7		
	14	256	107	101	21	6	15	1	2	3		
	15	218	96	64	20	11	12	0	0	15		
	16	317	152	108	21	8	12	2	0	14		
	17	248	98	95	17	16	11	1	0	10		
	18	195	89	74	12	3	9	1	0	7		
	19	407	165	163	30	9	19	0	1	20		
	20	374	147	149	36	12	14	1	0	15		
	21	354	179	123	19	7	11	0	0	15		
	22	293	123	107	29	10	13	1	0	10		
	23	238	106	86	21	6	11	1	0	7		
	24	674	344	194	51	25	30	0	1	29		
	25	119	45	49	7	4	4	0	0	10		
	26	246	92	94	24	13	15	1	0	7		
	27	369	133	159	33	8	19	2	0	15		
	28	250	122	82	21	10	8	1	1	5		
	29	189	106	52	13	5	8	0	0	5		
	30	140	60	51	11	5	5	1	1	6		
	31	323	88	155	43	10	8	0	0	19		
	32	410	155	170	40	6	23	2	1	13		
	33	290	141	89	26	10	13	0	0	11		
	34	165	54	82	12	5	8	1	0	3		
	35	207	90	76	25	4	6	0	0	6		
	36	216	87	87	16	7	13	0	1	5		
	37	429	199	160	28	13	11	0	0	18		
	38	250	122	82	17	9	12	0	1	7		
	39	281	137	90	16	6	14	0	0	18		
	40	503	203	196	39	13	23	1	2	26		
	41	386	171	146	23	14	20	2	1	9		
	42	285	137	93	18	11	12	0	1	13		
	43	205	107	64	16	5	8	0	0	5		
GRAND TOTAL:		<u>12,780</u>	<u>5,466</u>	<u>4,790</u>	<u>1,037</u>	<u>403</u>	<u>546</u>	<u>33</u>	<u>19</u>	<u>486</u>		

TOWN OF WEBSTER  
TOWN JUSTICE

LEGISLATIVE DISTRICT OR TOWN	ELECTION DISTRICT	TOTAL VOTES	THOMAS J. DISALVO REP	THOMAS J. DISALVO CON	THOMAS J. DISALVO IND	THOMAS J. DISALVO REF	SCATTER	BLANK AND VOID
Webster	1	289	155	38	34	1	1	60
	2	302	139	36	48	3	3	73
	3	365	183	47	37	5	1	92
	4	135	60	19	20	1	0	35
	5	309	147	35	48	6	1	72
	6	178	93	19	26	2	1	37
	7	309	151	36	39	8	1	74
	8	263	148	33	36	4	1	41
	9	302	146	42	46	3	1	64
	10	580	293	59	64	7	2	155
	11	326	170	36	42	1	0	77
	12	345	191	35	32	1	0	86
	13	240	120	27	23	1	2	67
	14	256	128	33	36	4	0	55
	15	218	91	37	31	2	0	57
	16	317	167	35	36	6	4	69
	17	248	134	27	34	3	0	50
	18	195	95	20	22	1	0	57
	19	407	214	41	38	4	0	110
	20	374	198	50	44	3	0	79
	21	354	187	30	42	2	2	91
	22	293	145	35	34	4	0	75
	23	238	115	27	31	2	0	63
	24	674	318	80	78	2	1	195
	25	119	63	12	10	0	0	34
	26	246	128	31	35	4	2	46
	27	369	202	44	43	1	1	78
	28	250	122	34	41	0	0	53
	29	189	84	16	21	1	1	66
	30	140	67	16	14	2	1	40
	31	323	171	53	26	3	0	70
	32	410	219	51	45	4	0	91
	33	290	141	31	37	3	1	77
	34	165	94	17	18	2	0	34
	35	207	110	28	21	1	1	46
	36	216	107	19	36	5	1	48
	37	429	225	39	48	5	3	109
	38	250	120	27	44	2	2	55
	39	281	127	25	37	1	0	91
	40	503	259	56	52	2	2	132
	41	386	183	41	60	4	0	98
	42	285	143	31	35	0	0	76
	43	205	105	26	27	3	0	44
GRAND TOTAL:		<u>12,780</u>	<u>6,458</u>	<u>1,474</u>	<u>1,571</u>	<u>119</u>	<u>36</u>	<u>3,122</u>



TOWN OF WEBSTER  
MEMBER OF TOWN COUNCIL  
(VOTE FOR 2)

LEGISLATIVE DISTRICT OR TOWN	ELECTION DISTRICT	TOTAL VOTES	MEGAN THOMPSON	PATRICIA T. CATALDI	BARRY A. DEANE	PATRICIA T. CATALDI	BARRY A. DEANE	PATRICIA T. CATALDI	BARRY A. DEANE	MEGAN THOMPSON	PATRICIA T. CATALDI	BARRY A. DEANE	SCATTER	BLANK AND VOID
			DEM	REP	REP	CON	CON	IND	IND	WEP	REF	REF		
Webster	1	578	127	145	120	29	37	20	21	8	0	0	22	49
	2	604	127	124	113	33	29	27	27	15	3	5	18	83
	3	730	148	156	151	42	41	22	20	10	4	3	13	120
	4	270	55	58	57	13	15	15	15	4	2	1	15	20
	5	618	142	124	113	28	31	25	24	6	4	2	24	95
	6	356	64	78	71	17	16	9	15	7	2	0	8	69
	7	618	122	121	129	32	33	21	26	11	4	1	12	106
	8	526	81	129	121	31	32	21	25	8	1	1	9	67
	9	604	115	140	131	35	38	22	30	8	2	3	16	64
	10	1,160	237	267	238	53	54	33	49	9	4	5	27	184
	11	652	119	152	149	32	33	22	19	7	2	1	19	97
	12	690	119	165	180	32	35	18	23	4	4	0	13	97
	13	480	99	108	98	22	23	18	17	6	2	2	8	77
	14	512	102	119	110	25	27	30	17	5	2	2	24	49
	15	436	92	81	78	21	24	18	21	8	2	1	12	78
	16	634	147	129	126	28	28	23	26	5	0	1	20	101
	17	496	102	117	104	20	23	24	19	7	3	2	11	64
	18	390	93	77	82	15	18	13	12	4	1	2	17	56
	19	814	138	195	182	39	42	24	24	8	3	3	23	133
	20	748	128	176	180	43	42	29	35	6	1	1	12	95
	21	708	156	152	147	30	27	19	14	9	4	3	33	114
	22	586	117	112	120	36	36	22	22	7	2	3	11	98
	23	476	99	93	99	22	29	22	13	10	2	1	11	75
	24	1,348	294	249	263	63	68	41	45	15	1	3	50	256
	25	238	48	53	52	9	11	10	11	2	1	1	0	40

TOWN OF WEBSTER  
MEMBER OF TOWN COUNCIL  
(VOTE FOR 2)

LEGISLATIVE DISTRICT OR TOWN	ELECTION DISTRICT	TOTAL VOTES	MEGAN THOMPSON	PATRICIA T. CATALDI	BARRY A. DEANE	PATRICIA T. CATALDI	BARRY A. DEANE	PATRICIA T. CATALDI	BARRY A. DEANE	MEGAN THOMPSON	PATRICIA T. CATALDI	BARRY A. DEANE	SCATTER	BLANK AND VOID
			DEM	REP	REP	CON	CON	IND	IND	WEP	REF	REF		
Webster	26	492	87	104	113	28	31	19	26	4	1	1	19	59
	27	738	138	177	160	34	38	26	33	13	1	0	10	108
	28	500	109	97	102	31	29	18	22	7	2	1	12	70
	29	378	98	70	67	15	15	10	10	3	1	1	11	77
	30	280	60	55	53	12	16	6	9	4	1	2	5	57
	31	646	93	152	156	45	50	13	18	3	1	1	9	105
	32	820	144	189	180	44	50	35	28	13	4	1	23	109
	33	580	137	119	114	29	27	20	26	5	1	1	16	85
	34	330	54	88	77	11	11	11	13	5	1	1	4	54
	35	414	82	91	86	25	26	11	8	4	1	2	17	61
	36	432	83	101	99	18	20	21	18	8	0	3	4	57
	37	858	195	178	198	30	33	22	27	6	4	5	25	135
	38	500	129	97	82	21	23	25	28	11	4	1	12	67
	39	562	127	102	103	18	21	22	26	7	2	1	18	115
	40	1,006	211	210	210	46	50	33	35	13	1	1	24	172
	41	772	153	170	149	32	34	38	36	9	4	6	19	122
	42	570	129	109	115	23	27	18	26	5	0	0	28	90
	43	410	101	81	83	24	21	14	17	5	0	1	10	53
GRAND TOTAL:		<u>25,560</u>	<u>5,201</u>	<u>5,510</u>	<u>5,361</u>	<u>1,236</u>	<u>1,314</u>	<u>910</u>	<u>976</u>	<u>314</u>	<u>85</u>	<u>76</u>	<u>694</u>	<u>3,883</u>

TOWN OF WHEATLAND  
SUPERVISOR

LEGISLATIVE DISTRICT OR TOWN	ELECTION DISTRICT	TOTAL VOTES	LINDA M. DOBSON  REP	LINDA M. DOBSON  CON	LINDA M. DOBSON  IND	SCATTER	BLANK AND VOID
Wheatland							
	1	231	105	28	39	6	53
	2	242	112	22	24	1	83
	3	257	117	29	48	7	56
	4	184	86	27	21	0	50
	5	278	130	47	33	1	67
GRAND TOTAL:		<u>1,192</u>	<u>550</u>	<u>153</u>	<u>165</u>	<u>15</u>	<u>309</u>

TOWN OF WHEATLAND  
TOWN JUSTICE

<u>LEGISLATIVE DISTRICT OR TOWN</u>	<u>ELECTION DISTRICT</u>	<u>TOTAL VOTES</u>	<u>NICOLE BAYLY-HENSHAW REP</u>	<u>NICOLE BAYLY-HENSHAW CON</u>	<u>NICOLE BAYLY-HENSHAW WOR</u>	<u>NICOLE BAYLY-HENSHAW IND</u>	<u>SCATTER</u>	<u>BLANK AND VOID</u>
Wheatland	1	231	103	26	18	32	0	52
	2	242	108	26	8	21	1	78
	3	257	114	29	11	43	3	57
	4	184	83	25	10	21	1	44
	5	278	127	44	8	27	0	72
GRAND TOTAL:		<u>1,192</u>	<u>535</u>	<u>150</u>	<u>55</u>	<u>144</u>	<u>5</u>	<u>303</u>

TOWN OF WHEATLAND  
MEMBER OF TOWN COUNCIL  
(VOTE FOR 2)

LEGISLATIVE DISTRICT OR TOWN	ELECTION DISTRICT	TOTAL VOTES	EDWARD SHERO	LISA WASSON	EDWARD SHERO	LISA WASSON	EDWARD SHERO	LISA WASSON	SCATTER	BLANK AND VOID
			REP	REP	CON	CON	IND	IND		
Wheatland										
	1	462	101	99	23	27	38	41	8	125
	2	484	112	120	22	27	25	26	2	150
	3	514	111	111	30	29	47	48	7	131
	4	368	80	83	28	27	20	23	0	107
	5	556	126	128	44	43	28	31	0	156
GRAND TOTAL:		<u>2,384</u>	<u>530</u>	<u>541</u>	<u>147</u>	<u>153</u>	<u>158</u>	<u>169</u>	<u>17</u>	<u>669</u>

TOWN OF WHEATLAND  
SUPERINTENDENT OF HIGHWAYS

LEGISLATIVE DISTRICT OR TOWN	ELECTION DISTRICT	TOTAL VOTES	HOWARD C. HAZELTON  REP	HOWARD C. HAZELTON  CON	HOWARD C. HAZELTON  IND	SCATTER	BLANK AND VOID
Wheatland	1	231	105	26	41	3	56
	2	242	117	24	28	2	71
	3	257	115	30	50	4	58
	4	184	82	25	23	0	54
	5	278	135	45	30	0	68
GRAND TOTAL:		<u>1,192</u>	<u>554</u>	<u>150</u>	<u>172</u>	<u>9</u>	<u>307</u>

PROPOSAL NUMBER ONE  
A QUESTION  
SHOULD THERE BE A CONSTITUTIONAL CONVENTION?  
SUMMARY

LEGISLATIVE DISTRICT OR TOWN	TOTAL VOTES	YES	NO	BLANK AND VOID
Leg. Dist. 07	508	125	349	34
Leg. Dist. 21	4,230	992	2,838	400
Leg. Dist. 22	2,274	558	1,082	634
Leg. Dist. 23	5,201	1,294	3,615	292
Leg. Dist. 24	3,216	820	2,233	163
Leg. Dist. 25	3,334	844	1,784	706
Leg. Dist. 26	2,869	605	2,024	240
Leg. Dist. 27	4,549	1,063	2,766	720
Leg. Dist. 28	2,242	529	1,307	406
Leg. Dist. 29	2,888	673	1,731	484
CITY	31,311	7,503	19,729	4,079
Brighton	9,207	2,304	6,637	266
Chili	7,426	1,161	6,028	237
Clarkson	1,890	276	1,572	42
East Rochester	1,456	249	1,140	67
Gates	6,263	1,055	4,891	317
Greece	23,904	4,011	18,968	925
Hamlin	2,057	276	1,750	31
Henrietta	10,963	2,044	8,513	406
Irondequoit	13,461	2,454	10,583	424
Mendon	2,908	631	2,221	56
Ogden	5,093	629	4,353	111
Parma	3,985	543	3,364	78
Penfield	10,354	2,174	7,932	248
Perinton	14,553	3,094	11,189	270
Pittsford	9,045	2,396	6,352	297
Riga	1,755	210	1,522	23
Rush	1,177	220	937	20
Sweden	2,785	380	2,341	64
Webster	12,780	2,261	10,159	360
Wheatland	1,192	179	995	18
TOWNS	142,254	26,547	111,447	4,260
GRAND TOTAL:	<u>173,565</u>	<u>34,050</u>	<u>131,176</u>	<u>8,339</u>

PROPOSAL NUMBER ONE  
A QUESTION  
SHOULD THERE BE A CONSTITUTIONAL CONVENTION?  
DETAIL

LEGISLATIVE DISTRICT OR TOWN	ELECTION DISTRICT	TOTAL VOTES	YES	NO	BLANK AND VOID
Leg. Dist. 07					
	1/16-1	328	73	236	19
	2	180	52	113	15
Leg. Dist. 07		508	125	349	34
Leg. Dist. 21					
	1	274	65	199	10
	2	163	31	124	8
	3	101	16	66	19
	4	97	28	57	12
	5	129	25	100	4
	6	186	42	121	23
	7	327	73	232	22
	8	93	15	60	18
	9	200	54	142	4
	10	286	93	176	17
	11	145	34	73	38
	12	374	71	286	17
	13	116	29	81	6
	14	78	11	60	7
	15	232	46	154	32
	16	66	16	42	8
	17	169	49	104	16
	18	114	27	65	22
	19	69	13	40	16
	20	105	23	82	0
	21	127	33	74	20
	22	133	44	72	17
	23	135	41	77	17
	24	226	42	175	9
	25	126	31	75	20
	26	65	8	51	6
	27	94	32	50	12
Leg. Dist. 21		4,230	992	2,838	400
Leg. Dist. 22					
	1	158	33	68	57
	2	42	19	20	3
	3	77	10	37	30
	4	40	7	20	13
	5	71	17	31	23
	6	103	17	33	53
	7	43	6	7	30
	8	107	28	59	20
	9	59	9	21	29
	10	76	30	27	19
	11	147	36	64	47



PROPOSAL NUMBER ONE  
A QUESTION  
SHOULD THERE BE A CONSTITUTIONAL CONVENTION?  
DETAIL

<u>LEGISLATIVE DISTRICT OR TOWN</u>	<u>ELECTION DISTRICT</u>	<u>TOTAL VOTES</u>	<u>YES</u>	<u>NO</u>	<u>BLANK AND VOID</u>
Leg. Dist. 22	12	87	19	32	36
	13	45	12	26	7
	14	91	22	48	21
	15	92	29	51	12
	16	42	10	18	14
	17	49	8	10	31
	18	51	11	22	18
	19	47	16	25	6
	20	100	18	57	25
	21	60	10	28	22
	22	100	23	60	17
	23	67	10	35	22
	24	42	8	25	9
	25	284	83	161	40
	26	81	34	45	2
	27	113	33	52	28
Leg. Dist. 22		2,274	558	1,082	634
Leg. Dist. 23	1	80	26	54	0
	2	139	31	97	11
	3	114	33	75	6
	4	262	72	176	14
	5	91	25	54	12
	6	89	23	62	4
	7	179	43	129	7
	8	153	28	117	8
	9	133	48	82	3
	10	135	33	97	5
	11	183	50	127	6
	12	230	64	157	9
	13	175	62	107	6
	14	131	40	88	3
	15/29	113	32	77	4
	16	101	23	78	0
	17	276	62	167	47
	18	395	71	302	22
	19	258	46	199	13
	20	238	50	178	10
	21	208	48	146	14
	22	185	50	123	12
	23	115	29	74	12
	24	184	40	130	14
	25	316	77	230	9
	26	384	109	262	13

PROPOSAL NUMBER ONE  
A QUESTION  
SHOULD THERE BE A CONSTITUTIONAL CONVENTION?  
DETAIL

LEGISLATIVE DISTRICT OR TOWN	ELECTION DISTRICT	TOTAL VOTES	YES	NO	BLANK AND VOID
Leg. Dist. 23					
	27	162	40	118	4
	28	172	39	109	24
		5,201	1,294	3,615	292
Leg. Dist. 23					
Leg. Dist. 24					
	1	294	48	242	4
	2/23	220	54	165	1
	3/22	180	48	128	4
	4	256	68	177	11
	5/24	214	69	136	9
	6	141	41	96	4
	7/19	130	43	84	3
	8	144	39	97	8
	9	133	30	96	7
	10	262	78	175	9
	11/12	73	16	42	15
	13	210	48	155	7
	14	229	44	169	16
	15	224	63	123	38
	16	177	43	128	6
	17	79	27	38	14
	18	173	45	124	4
	20/21	77	16	58	3
		3,216	820	2,233	163
Leg. Dist. 24					
Leg. Dist. 25					
	1	237	67	155	15
	2	159	59	61	39
	3	213	28	94	91
	4/24	122	43	46	33
	5	136	30	79	27
	6	119	34	80	5
	7	183	49	78	56
	8	177	47	93	37
	9	72	16	37	19
	10	175	35	76	64
	11	76	13	29	34
	12/28	181	48	124	9
	13	133	38	49	46
	14	79	16	57	6
	15	109	28	64	17
	16	102	27	59	16
	17	91	16	29	46
	18	176	40	102	34
	19	53	17	34	2
	20	51	16	32	3

PROPOSAL NUMBER ONE  
A QUESTION  
SHOULD THERE BE A CONSTITUTIONAL CONVENTION?  
DETAIL

<u>LEGISLATIVE DISTRICT OR TOWN</u>	<u>ELECTION DISTRICT</u>	<u>TOTAL VOTES</u>	<u>YES</u>	<u>NO</u>	<u>BLANK AND VOID</u>
Leg. Dist. 25					
	21/28-19	93	23	48	22
	22	125	36	79	10
	23	20	5	12	3
	25	231	67	111	53
	26/27	74	20	39	15
	29/30	147	26	117	4
Leg. Dist. 25		3,334	844	1,784	706
Leg. Dist. 26					
	1	321	66	235	20
	2	119	29	83	7
	3	81	15	56	10
	4	185	38	137	10
	5	143	30	98	15
	6	118	20	69	29
	7	145	35	94	16
	8	148	42	88	18
	9	181	48	123	10
	10	168	29	115	24
	11	169	41	121	7
	12	166	32	121	13
	13	220	37	172	11
	14	213	52	150	11
	15	151	33	106	12
	16	189	20	157	12
	17	152	38	99	15
Leg. Dist. 26		2,869	605	2,024	240
Leg. Dist. 27					
	1	215	46	135	34
	2	231	62	144	25
	3	175	39	125	11
	4	252	54	168	30
	5	216	46	151	19
	6	179	33	89	57
	7	182	45	114	23
	8	318	93	175	50
	9	243	64	145	34
	10	204	52	130	22
	11	234	62	146	26
	12	170	40	105	25
	13	184	45	110	29
	14	159	38	87	34
	15	183	29	99	55
	16	185	45	94	46
	17	199	41	120	38

PROPOSAL NUMBER ONE  
A QUESTION  
SHOULD THERE BE A CONSTITUTIONAL CONVENTION?  
DETAIL

LEGISLATIVE DISTRICT OR TOWN	ELECTION DISTRICT	TOTAL VOTES	YES	NO	BLANK AND VOID
Leg. Dist. 27					
	18	164	34	108	22
	19	222	57	133	32
	20	109	21	69	19
	21	108	26	67	15
	22	119	19	71	29
	23	124	32	79	13
	25	68	14	40	14
	26	106	26	62	18
Leg. Dist. 27		4,549	1,063	2,766	720
Leg. Dist. 28					
	1	125	30	74	21
	2	89	21	59	9
	3	86	22	50	14
	4	86	25	44	17
	5	97	29	50	18
	6	225	55	138	32
	7	231	33	135	63
	8	124	31	50	43
	9	122	30	77	15
	10	36	9	19	8
	11	118	34	60	24
	12	62	16	33	13
	13	82	17	61	4
	14	109	33	57	19
	15	36	12	18	6
	16	123	19	77	27
	17	22	5	4	13
	18	102	19	67	16
	20	164	32	116	16
	21	149	47	85	17
	22	54	10	33	11
Leg. Dist. 28		2,242	529	1,307	406
Leg. Dist. 29					
	1/2	43	10	24	9
	3/8	38	11	20	7
	4	157	35	106	16
	5	132	30	77	25
	6	93	15	52	26
	7	120	25	85	10
	9	191	60	106	25
	10	168	37	105	26
	11	139	30	98	11
	12	146	41	88	17
	13	80	18	25	37

PROPOSAL NUMBER ONE  
A QUESTION  
SHOULD THERE BE A CONSTITUTIONAL CONVENTION?  
DETAIL

LEGISLATIVE DISTRICT OR TOWN	ELECTION DISTRICT	TOTAL VOTES	YES	NO	BLANK AND VOID
Leg. Dist. 29					
	14	47	12	28	7
	15	102	28	55	19
	16	43	10	24	9
	17	100	20	70	10
	18	173	34	130	9
	19	58	17	28	13
	20	181	34	101	46
	21	172	30	121	21
	22	104	35	45	24
	23	119	23	63	33
	24	178	45	111	22
	25/28	256	59	154	43
	26	48	14	15	19
Leg. Dist. 29		2,888	673	1,731	484
CITY		31,311	7,503	19,729	4,079
Brighton					
	1	280	63	214	3
	2	163	35	128	0
	3	220	50	154	16
	4	240	36	198	6
	5	251	49	198	4
	6	314	83	226	5
	7	189	52	135	2
	8	201	74	122	5
	9	234	68	159	7
	10	249	91	156	2
	11	284	76	203	5
	12	302	63	236	3
	13	175	41	131	3
	14	119	38	76	5
	15	185	34	143	8
	16	142	46	93	3
	17	120	25	84	11
	18	220	33	183	4
	19	143	35	107	1
	20	106	20	79	7
	21	202	48	148	6
	22	187	67	118	2
	23	175	48	121	6
	24	284	76	181	27
	25	193	53	137	3
	26	160	30	121	9
	27	169	53	115	1
	28	257	57	198	2

PROPOSAL NUMBER ONE  
A QUESTION  
SHOULD THERE BE A CONSTITUTIONAL CONVENTION?  
DETAIL

LEGISLATIVE DISTRICT OR TOWN	ELECTION DISTRICT	TOTAL VOTES	YES	NO	BLANK AND VOID
Brighton					
	29	133	41	88	4
	30	381	112	245	24
	31	217	55	157	5
	32	266	59	200	7
	33	237	69	167	1
	34	223	58	162	3
	35	167	41	121	5
	36	145	42	91	12
	37	158	33	123	2
	38	183	49	130	4
	39	205	33	169	3
	40	315	85	220	10
	41	240	41	194	5
	42	75	18	57	0
	43	205	47	150	8
	44	63	22	37	4
	45	109	27	79	3
	46	121	28	83	10
Brighton		9,207	2,304	6,637	266
Chili					
	1	199	27	167	5
	2	310	43	264	3
	3	267	45	209	13
	4	159	18	138	3
	5	215	30	176	9
	6	215	38	170	7
	7	105	18	82	5
	8	234	39	187	8
	9	239	33	198	8
	10	131	18	108	5
	11	229	38	190	1
	12	224	40	179	5
	13	328	65	252	11
	14	230	28	200	2
	15	197	37	154	6
	16	426	52	355	19
	17	581	76	473	32
	18	213	38	168	7
	19	235	33	191	11
	20	270	63	201	6
	21	165	23	135	7
	22	178	35	135	8
	23	159	26	130	3
	24	446	91	352	3

PROPOSAL NUMBER ONE  
A QUESTION  
SHOULD THERE BE A CONSTITUTIONAL CONVENTION?  
DETAIL

LEGISLATIVE DISTRICT OR TOWN	ELECTION DISTRICT	TOTAL VOTES	YES	NO	BLANK AND VOID
Chili					
	25	145	17	119	9
	26	284	42	235	7
	27	194	27	162	5
	28	167	23	137	7
	29	159	23	132	4
	30	90	16	73	1
	31	233	39	187	7
	32	199	20	169	10
Chili		7,426	1,161	6,028	237
Clarkson					
	1	356	50	300	6
	2	51	5	45	1
	3	297	40	254	3
	4	414	60	345	9
	5	511	91	406	14
	6	261	30	222	9
Clarkson		1,890	276	1,572	42
East Rochester					
	1	210	45	160	5
	2	216	27	182	7
	3	228	38	172	18
	4	177	24	145	8
	5	174	36	132	6
	6	266	49	198	19
	7	185	30	151	4
East Rochester		1,456	249	1,140	67
Gates					
	1	121	26	94	1
	2	172	40	124	8
	3	131	27	96	8
	4	169	32	129	8
	5	289	48	218	23
	6	191	40	137	14
	7	372	59	299	14
	8	156	30	115	11
	9	196	38	145	13
	10	109	24	75	10
	11	146	21	118	7
	12	129	23	99	7
	13	140	24	111	5
	14	142	20	108	14
	15	312	46	252	14
	16	148	32	111	5
	17	154	30	115	9

PROPOSAL NUMBER ONE  
A QUESTION  
SHOULD THERE BE A CONSTITUTIONAL CONVENTION?  
DETAIL

LEGISLATIVE DISTRICT OR TOWN	ELECTION DISTRICT	TOTAL VOTES	YES	NO	BLANK AND VOID
Gates					
	18	198	24	169	5
	19	192	33	155	4
	20	155	17	132	6
	21	191	28	151	12
	22	165	33	125	7
	23	185	45	132	8
	24	321	50	248	23
	25	142	26	109	7
	26	255	34	214	7
	27	218	34	172	12
	28	155	26	124	5
	29	154	19	131	4
	30	121	23	90	8
	31	157	14	126	17
	32	236	38	190	8
	33	70	15	54	1
	34	154	20	128	6
	35	117	16	95	6
Gates		6,263	1,055	4,891	317
Greece					
	1	180	39	138	3
	2	275	55	212	8
	3	170	19	148	3
	4	165	23	140	2
	5	138	24	103	11
	6	116	21	91	4
	7	181	20	155	6
	8	171	22	133	16
	9	171	35	132	4
	10	151	19	125	7
	11	61	20	40	1
	12	110	13	96	1
	13	183	40	135	8
	14	114	12	99	3
	15	183	50	127	6
	16	167	22	138	7
	17	272	44	225	3
	18	256	41	211	4
	19	150	24	116	10
	20	160	33	123	4
	21	165	23	133	9
	22	141	20	118	3
	23	299	49	223	27
	24	282	46	221	15



PROPOSAL NUMBER ONE  
A QUESTION  
SHOULD THERE BE A CONSTITUTIONAL CONVENTION?  
DETAIL

LEGISLATIVE DISTRICT OR TOWN	ELECTION DISTRICT	TOTAL VOTES	YES	NO	BLANK AND VOID
Greece					
	25	177	33	138	6
	26	147	15	128	4
	27	295	45	242	8
	28	268	32	230	6
	29	182	33	144	5
	30	136	28	104	4
	31	179	16	157	6
	32	160	34	122	4
	33	248	31	205	12
	34	266	49	213	4
	35	227	39	177	11
	36	260	51	189	20
	37	160	31	125	4
	38	314	70	228	16
	39	134	24	105	5
	40	168	25	137	6
	41	242	40	196	6
	42	167	34	125	8
	43	216	19	193	4
	44	328	49	258	21
	45	341	54	276	11
	46	98	22	73	3
	47	218	34	176	8
	48	151	25	118	8
	49	147	24	118	5
	50	222	42	170	10
	51	138	25	106	7
	52	269	45	217	7
	53	172	34	130	8
	54	273	41	226	6
	55	153	24	124	5
	56	268	38	219	11
	57	199	39	155	5
	58	268	42	210	16
	59	81	19	54	8
	60	178	39	128	11
	61	166	22	134	10
	62	265	56	197	12
	63	218	37	172	9
	64	165	25	134	6
	65	210	50	132	28
	66	120	26	90	4
	67	195	26	165	4
	68	268	50	201	17
	69	153	31	117	5

PROPOSAL NUMBER ONE  
A QUESTION  
SHOULD THERE BE A CONSTITUTIONAL CONVENTION?  
DETAIL

<u>LEGISLATIVE DISTRICT OR TOWN</u>	<u>ELECTION DISTRICT</u>	<u>TOTAL VOTES</u>	<u>YES</u>	<u>NO</u>	<u>BLANK AND VOID</u>
Greece	70	634	87	534	13
	71	278	57	199	22
	72	316	55	253	8
	73	117	19	93	5
	74	163	26	130	7
	75	149	25	113	11
	76	191	25	161	5
	77	259	57	189	13
	78	141	21	111	9
	79	437	82	348	7
	80	306	42	253	11
	81	147	17	125	5
	82	161	40	119	2
	83	95	15	76	4
	84	242	41	190	11
	85	272	43	220	9
	86	314	47	255	12
	87	177	37	136	4
	88	244	32	201	11
	89	204	23	169	12
	90	288	29	249	10
	91	402	65	330	7
	92	296	61	220	15
	93	272	56	205	11
	94	215	38	171	6
	95	128	19	100	9
	96	277	54	212	11
	97	453	97	337	19
	98	390	65	315	10
	99	266	40	215	11
	100	348	62	274	12
	101	163	29	130	4
	102	346	49	290	7
	103	307	54	239	14
	104	197	30	158	9
	105	361	60	296	5
	106	225	28	186	11
	107	166	24	139	3
	108	168	29	132	7
	109	318	49	255	14
Greece		23,904	4,011	18,968	925
Hamlin	1	163	19	142	2
	2	238	36	199	3

PROPOSAL NUMBER ONE  
A QUESTION  
SHOULD THERE BE A CONSTITUTIONAL CONVENTION?  
DETAIL

LEGISLATIVE DISTRICT OR TOWN	ELECTION DISTRICT	TOTAL VOTES	YES	NO	BLANK AND VOID
Hamlin	3	239	20	215	4
	4	177	30	146	1
	5	189	23	165	1
	6	194	31	161	2
	7	326	43	272	11
	8	132	20	108	4
	9	120	18	101	1
	10	279	36	241	2
Hamlin		2,057	276	1,750	31
Henrietta	1	359	57	287	15
	2	276	34	232	10
	3	101	16	82	3
	4	245	60	172	13
	5	264	43	213	8
	6	248	39	188	21
	7	243	41	188	14
	8	290	48	236	6
	9	203	37	162	4
	10	253	44	199	10
	11	216	52	156	8
	12	255	47	201	7
	13	374	57	297	20
	14	224	48	162	14
	15	191	33	152	6
	16	303	66	221	16
	17	361	70	286	5
	18	339	43	274	22
	19	229	28	194	7
	20	425	101	311	13
	21	235	41	184	10
	22	423	78	336	9
	23	211	44	162	5
	24	281	50	223	8
	25	298	61	223	14
	26	560	126	411	23
	27	467	75	381	11
	28	365	55	302	8
	29	825	171	629	25
	30	580	98	460	22
	31	157	43	102	12
	32	422	118	293	11
	33	180	32	141	7
	34	165	25	131	9

PROPOSAL NUMBER ONE  
A QUESTION  
SHOULD THERE BE A CONSTITUTIONAL CONVENTION?  
DETAIL

LEGISLATIVE DISTRICT OR TOWN	ELECTION DISTRICT	TOTAL VOTES	YES	NO	BLANK AND VOID
Henrietta	35	395	63	322	10
Henrietta		10,963	2,044	8,513	406
Irondequoit	1	265	45	210	10
	2	171	26	142	3
	3	235	42	185	8
	4	104	17	82	5
	5	192	30	158	4
	6	374	72	293	9
	7	349	56	286	7
	8	222	55	166	1
	9	204	21	179	4
	10	261	63	195	3
	11	124	14	102	8
	12	167	25	138	4
	13	282	54	222	6
	14	282	59	218	5
	15	295	58	230	7
	16	382	56	322	4
	17	154	21	129	4
	18	203	33	161	9
	19	218	43	169	6
	20	219	35	182	2
	21	236	46	187	3
	22	251	36	214	1
	23	194	34	153	7
	24	208	49	155	4
	25	197	39	152	6
	26	106	22	75	9
	27	154	28	123	3
	28	164	32	128	4
	29	161	32	128	1
	30	224	40	176	8
	31	317	54	255	8
	32	205	44	156	5
	33	157	21	129	7
	34	306	71	226	9
	35	151	26	117	8
	36	91	19	63	9
	37	162	30	120	12
	38	101	26	68	7
	39	73	29	35	9
	40	126	28	98	0
	41	172	20	142	10

PROPOSAL NUMBER ONE  
A QUESTION  
SHOULD THERE BE A CONSTITUTIONAL CONVENTION?  
DETAIL

<u>LEGISLATIVE DISTRICT OR TOWN</u>	<u>ELECTION DISTRICT</u>	<u>TOTAL VOTES</u>	<u>YES</u>	<u>NO</u>	<u>BLANK AND VOID</u>
Irondequoit					
	42	255	45	206	4
	43	162	26	130	6
	44	416	71	326	19
	45	145	28	109	8
	46	196	27	162	7
	47	84	8	76	0
	48	219	43	175	1
	49	288	51	230	7
	50	87	18	59	10
	51	315	70	244	1
	52	190	51	127	12
	53	136	19	105	12
	54	64	9	54	1
	55	232	48	178	6
	56	158	27	129	2
	57	248	46	193	9
	58	224	39	183	2
	59	169	25	138	6
	60	220	37	177	6
	61	284	48	222	14
	62	246	41	203	2
	63	152	22	124	6
	64	37	10	24	3
	65	132	29	89	14
	66	59	12	40	7
	67	138	27	100	11
	68	146	26	111	9
Irondequoit		13,461	2,454	10,583	424
Mendon					
	1	367	86	276	5
	2	336	60	268	8
	3	402	100	294	8
	4	273	54	211	8
	5	362	77	278	7
	6	330	70	256	4
	7	375	92	275	8
	8	149	24	122	3
	9	314	68	241	5
Mendon		2,908	631	2,221	56
Ogden					
	1	254	34	216	4
	2	271	34	230	7
	3	387	52	331	4
	4	234	40	189	5

PROPOSAL NUMBER ONE  
A QUESTION  
SHOULD THERE BE A CONSTITUTIONAL CONVENTION?  
DETAIL

<u>LEGISLATIVE DISTRICT OR TOWN</u>	<u>ELECTION DISTRICT</u>	<u>TOTAL VOTES</u>	<u>YES</u>	<u>NO</u>	<u>BLANK AND VOID</u>
Ogden	5	231	21	207	3
	6	247	32	209	6
	7	155	13	141	1
	8	252	29	216	7
	9	227	33	188	6
	10	252	30	219	3
	11	252	25	225	2
	12	278	37	232	9
	13	246	36	203	7
	14	196	27	161	8
	15	335	35	290	10
	16	159	19	140	0
	17	228	34	186	8
	18	276	37	232	7
	19	298	22	267	9
	20	315	39	271	5
Ogden		5,093	629	4,353	111
Parma	1	309	46	256	7
	2	326	27	295	4
	3	237	25	208	4
	4	222	31	187	4
	5	189	36	151	2
	6	104	14	90	0
	7	211	33	175	3
	8	382	62	307	13
	9	270	31	236	3
	10	265	28	233	4
	11	299	49	244	6
	12	253	35	213	5
	13	448	63	376	9
	14	186	32	145	9
	15	284	31	248	5
Parma		3,985	543	3,364	78
Penfield	1	94	20	72	2
	2	228	60	161	7
	3	226	47	173	6
	4	322	55	257	10
	5	267	60	204	3
	6	201	41	156	4
	7	253	51	201	1
	8	159	29	126	4
	9	299	87	207	5

PROPOSAL NUMBER ONE  
A QUESTION  
SHOULD THERE BE A CONSTITUTIONAL CONVENTION?  
DETAIL

LEGISLATIVE DISTRICT OR TOWN	ELECTION DISTRICT	TOTAL VOTES	YES	NO	BLANK AND VOID
Penfield					
	10	162	34	125	3
	11	146	26	118	2
	12	251	58	187	6
	13	291	66	208	17
	14	310	43	261	6
	15	336	60	268	8
	16	134	34	97	3
	17	258	46	206	6
	18	193	44	148	1
	19	375	70	296	9
	20	298	56	225	17
	21	272	54	213	5
	22	214	48	159	7
	23	320	66	248	6
	24	319	83	228	8
	25	199	29	166	4
	26	161	27	114	20
	27	300	77	221	2
	28	183	45	134	4
	29	300	74	222	4
	30	419	73	335	11
	31	155	30	118	7
	32	148	29	115	4
	33	229	56	170	3
	34	198	37	156	5
	35	316	73	235	8
	36	233	44	185	4
	37	427	117	297	13
	38	155	28	125	2
	39	175	36	139	0
	40	280	52	226	2
	41	341	79	257	5
	42	207	30	173	4
Penfield		10,354	2,174	7,932	248
Perinton					
	1	371	85	276	10
	2	266	75	189	2
	3	245	51	186	8
	4	223	52	166	5
	5	140	27	109	4
	6	264	61	199	4
	7	317	58	254	5
	8	243	52	189	2
	9	367	66	297	4

PROPOSAL NUMBER ONE  
A QUESTION  
SHOULD THERE BE A CONSTITUTIONAL CONVENTION?  
DETAIL

<u>LEGISLATIVE DISTRICT OR TOWN</u>	<u>ELECTION DISTRICT</u>	<u>TOTAL VOTES</u>	<u>YES</u>	<u>NO</u>	<u>BLANK AND VOID</u>
Perinton					
	10	305	71	225	9
	11	179	33	144	2
	12	203	46	154	3
	13	219	55	160	4
	14	290	65	222	3
	15	211	39	170	2
	16	208	37	168	3
	17	285	58	220	7
	18	271	44	220	7
	19	277	44	230	3
	20	226	57	164	5
	21	333	57	268	8
	22	207	40	164	3
	23	402	86	308	8
	24	435	101	319	15
	25	216	49	164	3
	26	276	46	224	6
	27	227	56	170	1
	28	226	46	176	4
	29	154	24	127	3
	30	249	48	199	2
	31	303	62	235	6
	32	209	33	174	2
	33	278	64	209	5
	34	286	66	206	14
	35	215	35	178	2
	36	150	39	109	2
	37	271	42	227	2
	38	337	54	277	6
	39	322	62	256	4
	40	189	43	145	1
	41	178	32	140	6
	42	218	49	169	0
	43	472	103	359	10
	44	204	50	146	8
	45	455	78	373	4
	46	135	28	105	2
	47	270	53	215	2
	48	216	43	171	2
	49	203	48	151	4
	50	61	23	35	3
	51	264	77	183	4
	52	236	51	168	17
	53	201	55	143	3
	54	413	115	291	7



PROPOSAL NUMBER ONE  
A QUESTION  
SHOULD THERE BE A CONSTITUTIONAL CONVENTION?  
DETAIL

LEGISLATIVE DISTRICT OR TOWN	ELECTION DISTRICT	TOTAL VOTES	YES	NO	BLANK AND VOID
Perinton	55	264	74	183	7
	56	368	86	280	2
Perinton		14,553	3,094	11,189	270
Pittsford	1	231	61	163	7
	2	281	66	204	11
	3	411	115	274	22
	4	343	83	251	9
	5	244	61	171	12
	6	173	39	122	12
	7	129	28	98	3
	8	252	90	155	7
	9	286	80	194	12
	10	286	97	178	11
	11	230	47	175	8
	12	248	71	175	2
	13	212	56	149	7
	14	330	89	228	13
	15	148	33	110	5
	16	234	47	181	6
	17	321	82	227	12
	18	209	51	156	2
	19	190	43	143	4
	20	294	94	191	9
	21	266	70	189	7
	22	338	87	240	11
	23	257	50	202	5
	24	301	95	198	8
	25	311	103	188	20
	26	273	42	223	8
	27	266	54	207	5
	28	229	72	153	4
	29	286	67	210	9
	30	229	70	154	5
	31	306	90	206	10
	32	309	82	217	10
	33	330	81	241	8
	34	292	100	179	13
Pittsford		9,045	2,396	6,352	297
Riga	1	427	48	376	3
	2	308	29	274	5
	3	245	34	210	1
	4	273	41	227	5

PROPOSAL NUMBER ONE  
A QUESTION  
SHOULD THERE BE A CONSTITUTIONAL CONVENTION?  
DETAIL

LEGISLATIVE DISTRICT OR TOWN	ELECTION DISTRICT	TOTAL VOTES	YES	NO	BLANK AND VOID
Riga	5	282	29	248	5
	6	220	29	187	4
		<u>1,755</u>	<u>210</u>	<u>1,522</u>	<u>23</u>
Riga					
Rush	1	321	60	253	8
	2	210	38	169	3
	3	339	59	275	5
	4	307	63	240	4
		<u>1,177</u>	<u>220</u>	<u>937</u>	<u>20</u>
Rush					
Sweden	1	271	33	234	4
	2	106	22	82	2
	3	296	60	225	11
	4	316	25	282	9
	5	76	13	61	2
	6	241	25	210	6
	7	310	37	270	3
	8	249	36	210	3
	9	187	18	161	8
	10	402	55	341	6
	11	79	15	63	1
	12	252	41	202	9
		<u>2,785</u>	<u>380</u>	<u>2,341</u>	<u>64</u>
Sweden					
Webster	1	289	51	235	3
	2	302	62	233	7
	3	365	65	290	10
	4	135	20	112	3
	5	309	50	255	4
	6	178	27	139	12
	7	309	46	252	11
	8	263	34	219	10
	9	302	57	237	8
	10	580	108	462	10
	11	326	61	262	3
	12	345	69	272	4
	13	240	60	175	5
	14	256	37	212	7
	15	218	41	171	6
	16	317	50	256	11
	17	248	45	199	4
	18	195	24	167	4
	19	407	74	316	17
	20	374	78	287	9

PROPOSAL NUMBER ONE  
A QUESTION  
SHOULD THERE BE A CONSTITUTIONAL CONVENTION?  
DETAIL

<u>LEGISLATIVE DISTRICT OR TOWN</u>	<u>ELECTION DISTRICT</u>	<u>TOTAL VOTES</u>	<u>YES</u>	<u>NO</u>	<u>BLANK AND VOID</u>
Webster					
	21	354	59	290	5
	22	293	60	226	7
	23	238	40	194	4
	24	674	108	553	13
	25	119	27	81	11
	26	246	35	202	9
	27	369	48	302	19
	28	250	42	203	5
	29	189	44	145	0
	30	140	23	105	12
	31	323	57	243	23
	32	410	70	333	7
	33	290	57	226	7
	34	165	22	141	2
	35	207	31	168	8
	36	216	39	176	1
	37	429	81	340	8
	38	250	47	196	7
	39	281	78	188	15
	40	503	82	394	27
	41	386	74	305	7
	42	285	53	227	5
	43	205	25	170	10
Webster		12,780	2,261	10,159	360
Wheatland					
	1	231	37	191	3
	2	242	35	203	4
	3	257	39	212	6
	4	184	21	161	2
	5	278	47	228	3
Wheatland		1,192	179	995	18
TOWNS		142,254	26,547	111,447	4,260
GRAND TOTAL:		173,565	34,050	131,176	8,339

PROPOSAL NUMBER TWO  
 AN AMENDMENT  
 WHETHER TO REDUCE OR REVOKE A PUBLIC OFFICER'S PENSION IF CONVICTED OF FELONIES  
 SUMMARY

LEGISLATIVE DISTRICT OR TOWN	TOTAL VOTES	YES	NO	BLANK AND VOID
Leg. Dist. 07	508	401	79	28
Leg. Dist. 21	4,230	3,038	778	414
Leg. Dist. 22	2,274	1,116	544	614
Leg. Dist. 23	5,201	4,233	652	316
Leg. Dist. 24	3,216	2,676	367	173
Leg. Dist. 25	3,334	1,966	664	704
Leg. Dist. 26	2,869	2,107	528	234
Leg. Dist. 27	4,549	2,662	1,166	721
Leg. Dist. 28	2,242	1,401	455	386
Leg. Dist. 29	2,888	1,782	626	480
CITY	31,311	21,382	5,859	4,070
Brighton	9,207	7,767	1,099	341
Chili	7,426	5,972	1,154	300
Clarkson	1,890	1,523	305	62
East Rochester	1,456	1,116	263	77
Gates	6,263	4,726	1,195	342
Greece	23,904	18,856	4,006	1,042
Hamlin	2,057	1,651	355	51
Henrietta	10,963	8,976	1,539	448
Irondequoit	13,461	10,907	2,000	554
Mendon	2,908	2,506	315	87
Ogden	5,093	4,068	890	135
Parma	3,985	3,210	660	115
Penfield	10,354	8,705	1,295	354
Perinton	14,553	12,521	1,637	395
Pittsford	9,045	7,810	895	340
Riga	1,755	1,467	257	31
Rush	1,177	1,018	130	29
Sweden	2,785	2,268	415	102
Webster	12,780	10,577	1,740	463
Wheatland	1,192	968	196	28
TOWNS	142,254	116,612	20,346	5,296
GRAND TOTAL:	173,565	137,994	26,205	9,366

PROPOSAL NUMBER TWO  
 AN AMENDMENT  
 WHETHER TO REDUCE OR REVOKE A PUBLIC OFFICER'S PENSION IF CONVICTED OF FELONIES  
 DETAIL

LEGISLATIVE DISTRICT OR TOWN	ELECTION DISTRICT	TOTAL VOTES	YES	NO	BLANK AND VOID
Leg. Dist. 07					
	1/16-1	328	269	41	18
	2	180	132	38	10
Leg. Dist. 07		508	401	79	28
Leg. Dist. 21					
	1	274	223	40	11
	2	163	125	28	10
	3	101	54	27	20
	4	97	64	19	14
	5	129	100	23	6
	6	186	125	34	27
	7	327	249	54	24
	8	93	68	12	13
	9	200	169	27	4
	10	286	247	22	17
	11	145	77	35	33
	12	374	289	63	22
	13	116	89	19	8
	14	78	56	14	8
	15	232	149	49	34
	16	66	48	8	10
	17	169	118	36	15
	18	114	60	34	20
	19	69	32	19	18
	20	105	90	13	2
	21	127	81	24	22
	22	133	76	46	11
	23	135	90	29	16
	24	226	192	26	8
	25	126	61	42	23
	26	65	47	13	5
	27	94	59	22	13
Leg. Dist. 21		4,230	3,038	778	414
Leg. Dist. 22					
	1	158	61	38	59
	2	42	22	17	3
	3	77	28	17	32
	4	40	25	4	11
	5	71	33	14	24
	6	103	29	22	52
	7	43	11	5	27
	8	107	63	25	19
	9	59	19	13	27
	10	76	37	22	17
	11	147	68	33	46

PROPOSAL NUMBER TWO  
 AN AMENDMENT  
 WHETHER TO REDUCE OR REVOKE A PUBLIC OFFICER'S PENSION IF CONVICTED OF FELONIES  
 DETAIL

<u>LEGISLATIVE DISTRICT OR TOWN</u>	<u>ELECTION DISTRICT</u>	<u>TOTAL VOTES</u>	<u>YES</u>	<u>NO</u>	<u>BLANK AND VOID</u>
Leg. Dist. 22	12	87	34	18	35
	13	45	19	19	7
	14	91	36	36	19
	15	92	40	36	16
	16	42	18	8	16
	17	49	11	8	30
	18	51	23	14	14
	19	47	32	10	5
	20	100	51	24	25
	21	60	25	12	23
	22	100	62	21	17
	23	67	23	21	23
	24	42	22	14	6
	25	284	190	56	38
	26	81	72	8	1
	27	113	62	29	22
Leg. Dist. 22		2,274	1,116	544	614
Leg. Dist. 23	1	80	64	12	4
	2	139	105	21	13
	3	114	92	13	9
	4	262	213	31	18
	5	91	75	7	9
	6	89	76	11	2
	7	179	154	17	8
	8	153	130	17	6
	9	133	122	10	1
	10	135	112	16	7
	11	183	165	12	6
	12	230	194	27	9
	13	175	145	20	10
	14	131	105	22	4
	15/29	113	96	13	4
	16	101	86	13	2
	17	276	181	43	52
	18	395	318	55	22
	19	258	184	58	16
	20	238	200	27	11
	21	208	180	16	12
	22	185	154	20	11
	23	115	96	10	9
	24	184	137	27	20
	25	316	262	45	9
	26	384	319	52	13

PROPOSAL NUMBER TWO  
 AN AMENDMENT  
 WHETHER TO REDUCE OR REVOKE A PUBLIC OFFICER'S PENSION IF CONVICTED OF FELONIES  
 DETAIL

LEGISLATIVE DISTRICT OR TOWN	ELECTION DISTRICT	TOTAL VOTES	YES	NO	BLANK AND VOID
Leg. Dist. 23					
	27	162	143	15	4
	28	172	125	22	25
		<u>5,201</u>	<u>4,233</u>	<u>652</u>	<u>316</u>
Leg. Dist. 23					
Leg. Dist. 24					
	1	294	252	34	8
	2/23	220	206	13	1
	3/22	180	165	9	6
	4	256	213	32	11
	5/24	214	178	24	12
	6	141	121	15	5
	7/19	130	109	16	5
	8	144	123	16	5
	9	133	113	15	5
	10	262	227	26	9
	11/12	73	50	12	11
	13	210	177	25	8
	14	229	189	25	15
	15	224	149	38	37
	16	177	146	20	11
	17	79	48	15	16
	18	173	145	23	5
	20/21	77	65	9	3
		<u>3,216</u>	<u>2,676</u>	<u>367</u>	<u>173</u>
Leg. Dist. 24					
Leg. Dist. 25					
	1	237	181	40	16
	2	159	90	31	38
	3	213	81	42	90
	4/24	122	72	15	35
	5	136	69	42	25
	6	119	103	11	5
	7	183	75	54	54
	8	177	77	56	44
	9	72	27	25	20
	10	175	91	19	65
	11	76	34	13	29
	12/28	181	148	24	9
	13	133	70	20	43
	14	79	65	9	5
	15	109	56	34	19
	16	102	58	35	9
	17	91	25	20	46
	18	176	90	50	36
	19	53	38	11	4
	20	51	38	10	3

PROPOSAL NUMBER TWO  
 AN AMENDMENT  
 WHETHER TO REDUCE OR REVOKE A PUBLIC OFFICER'S PENSION IF CONVICTED OF FELONIES  
 DETAIL

<u>LEGISLATIVE DISTRICT OR TOWN</u>	<u>ELECTION DISTRICT</u>	<u>TOTAL VOTES</u>	<u>YES</u>	<u>NO</u>	<u>BLANK AND VOID</u>
Leg. Dist. 25					
	21/28-19	93	54	18	21
	22	125	96	19	10
	23	20	14	3	3
	25	231	142	41	48
	26/27	74	49	6	19
	29/30	<u>147</u>	<u>123</u>	<u>16</u>	<u>8</u>
Leg. Dist. 25		3,334	1,966	664	704
Leg. Dist. 26					
	1	321	241	59	21
	2	119	87	25	7
	3	81	60	13	8
	4	185	142	30	13
	5	143	90	39	14
	6	118	59	31	28
	7	145	97	33	15
	8	148	94	33	21
	9	181	148	26	7
	10	168	109	36	23
	11	169	137	26	6
	12	166	129	27	10
	13	220	174	35	11
	14	213	178	25	10
	15	151	102	34	15
	16	189	146	32	11
	17	<u>152</u>	<u>114</u>	<u>24</u>	<u>14</u>
Leg. Dist. 26		2,869	2,107	528	234
Leg. Dist. 27					
	1	215	130	53	32
	2	231	153	56	22
	3	175	129	27	19
	4	252	171	55	26
	5	216	126	66	24
	6	179	84	47	48
	7	182	111	49	22
	8	318	159	98	61
	9	243	146	60	37
	10	204	149	33	22
	11	234	165	44	25
	12	170	87	57	26
	13	184	111	46	27
	14	159	79	45	35
	15	183	79	47	57
	16	185	106	31	48
	17	199	99	59	41



PROPOSAL NUMBER TWO  
 AN AMENDMENT  
 WHETHER TO REDUCE OR REVOKE A PUBLIC OFFICER'S PENSION IF CONVICTED OF FELONIES  
 DETAIL

<u>LEGISLATIVE DISTRICT OR TOWN</u>	<u>ELECTION DISTRICT</u>	<u>TOTAL VOTES</u>	<u>YES</u>	<u>NO</u>	<u>BLANK AND VOID</u>
Leg. Dist. 27					
	18	164	100	42	22
	19	222	123	73	26
	20	109	43	45	21
	21	108	69	28	11
	22	119	61	29	29
	23	124	79	36	9
	25	68	37	18	13
	26	106	66	22	18
Leg. Dist. 27		4,549	2,662	1,166	721
Leg. Dist. 28					
	1	125	75	29	21
	2	89	67	19	3
	3	86	42	27	17
	4	86	58	11	17
	5	97	61	19	17
	6	225	157	39	29
	7	231	115	54	62
	8	124	58	25	41
	9	122	78	26	18
	10	36	25	3	8
	11	118	72	24	22
	12	62	29	18	15
	13	82	58	19	5
	14	109	76	16	17
	15	36	22	9	5
	16	123	70	25	28
	17	22	7	3	12
	18	102	67	22	13
	20	164	119	32	13
	21	149	113	24	12
	22	54	32	11	11
Leg. Dist. 28		2,242	1,401	455	386
Leg. Dist. 29					
	1/2	43	15	16	12
	3/8	38	22	7	9
	4	157	108	33	16
	5	132	76	32	24
	6	93	51	17	25
	7	120	97	15	8
	9	191	134	32	25
	10	168	96	46	26
	11	139	91	41	7
	12	146	92	36	18
	13	80	25	18	37

PROPOSAL NUMBER TWO  
 AN AMENDMENT  
 WHETHER TO REDUCE OR REVOKE A PUBLIC OFFICER'S PENSION IF CONVICTED OF FELONIES  
 DETAIL

<u>LEGISLATIVE DISTRICT OR TOWN</u>	<u>ELECTION DISTRICT</u>	<u>TOTAL VOTES</u>	<u>YES</u>	<u>NO</u>	<u>BLANK AND VOID</u>
Leg. Dist. 29					
	14	47	30	9	8
	15	102	55	30	17
	16	43	25	7	11
	17	100	78	13	9
	18	173	135	27	11
	19	58	38	8	12
	20	181	88	46	47
	21	172	125	30	17
	22	104	46	33	25
	23	119	46	45	28
	24	178	117	33	28
	25/28	256	168	47	41
	26	<u>48</u>	<u>24</u>	<u>5</u>	<u>19</u>
Leg. Dist. 29		<u>2,888</u>	<u>1,782</u>	<u>626</u>	<u>480</u>
CITY		31,311	21,382	5,859	4,070
Brighton					
	1	280	247	27	6
	2	163	133	24	6
	3	220	184	21	15
	4	240	199	33	8
	5	251	225	23	3
	6	314	264	43	7
	7	189	159	28	2
	8	201	177	19	5
	9	234	200	22	12
	10	249	217	29	3
	11	284	244	29	11
	12	302	259	31	12
	13	175	158	14	3
	14	119	100	14	5
	15	185	150	23	12
	16	142	126	12	4
	17	120	96	16	8
	18	220	186	29	5
	19	143	133	8	2
	20	106	81	18	7
	21	202	166	26	10
	22	187	170	16	1
	23	175	144	23	8
	24	284	212	48	24
	25	193	177	12	4
	26	160	131	20	9
	27	169	152	15	2
	28	257	224	28	5

PROPOSAL NUMBER TWO  
 AN AMENDMENT  
 WHETHER TO REDUCE OR REVOKE A PUBLIC OFFICER'S PENSION IF CONVICTED OF FELONIES  
 DETAIL

<u>LEGISLATIVE DISTRICT OR TOWN</u>	<u>ELECTION DISTRICT</u>	<u>TOTAL VOTES</u>	<u>YES</u>	<u>NO</u>	<u>BLANK AND VOID</u>
Brighton	29	133	108	18	7
	30	381	304	52	25
	31	217	189	23	5
	32	266	228	27	11
	33	237	196	37	4
	34	223	191	27	5
	35	167	139	22	6
	36	145	108	24	13
	37	158	129	25	4
	38	183	167	10	6
	39	205	177	23	5
	40	315	266	34	15
	41	240	187	44	9
	42	75	61	13	1
	43	205	174	23	8
	44	63	48	12	3
	45	109	85	19	5
	46	121	96	15	10
Brighton		9,207	7,767	1,099	341
Chili	1	199	168	26	5
	2	310	255	48	7
	3	267	215	40	12
	4	159	122	31	6
	5	215	184	20	11
	6	215	179	25	11
	7	105	75	26	4
	8	234	190	34	10
	9	239	207	25	7
	10	131	108	18	5
	11	229	181	41	7
	12	224	175	40	9
	13	328	259	57	12
	14	230	189	34	7
	15	197	163	30	4
	16	426	340	65	21
	17	581	460	82	39
	18	213	162	44	7
	19	235	193	30	12
	20	270	235	26	9
	21	165	132	23	10
	22	178	121	46	11
	23	159	138	19	2
	24	446	333	96	17

PROPOSAL NUMBER TWO  
 AN AMENDMENT  
 WHETHER TO REDUCE OR REVOKE A PUBLIC OFFICER'S PENSION IF CONVICTED OF FELONIES  
 DETAIL

<u>LEGISLATIVE DISTRICT OR TOWN</u>	<u>ELECTION DISTRICT</u>	<u>TOTAL VOTES</u>	<u>YES</u>	<u>NO</u>	<u>BLANK AND VOID</u>
Chili					
	25	145	109	26	10
	26	284	241	34	9
	27	194	154	36	4
	28	167	143	19	5
	29	159	130	23	6
	30	90	72	15	3
	31	233	185	39	9
	32	199	154	36	9
Chili		7,426	5,972	1,154	300
Clarkson					
	1	356	287	55	14
	2	51	40	10	1
	3	297	233	52	12
	4	414	339	68	7
	5	511	417	77	17
	6	261	207	43	11
Clarkson		1,890	1,523	305	62
East Rochester					
	1	210	166	36	8
	2	216	155	51	10
	3	228	175	39	14
	4	177	128	37	12
	5	174	131	30	13
	6	266	207	42	17
	7	185	154	28	3
East Rochester		1,456	1,116	263	77
Gates					
	1	121	96	23	2
	2	172	134	30	8
	3	131	91	32	8
	4	169	129	28	12
	5	289	222	44	23
	6	191	147	33	11
	7	372	293	66	13
	8	156	117	29	10
	9	196	134	52	10
	10	109	79	21	9
	11	146	116	23	7
	12	129	95	25	9
	13	140	104	28	8
	14	142	100	32	10
	15	312	226	68	18
	16	148	122	20	6
	17	154	120	24	10

PROPOSAL NUMBER TWO  
 AN AMENDMENT  
 WHETHER TO REDUCE OR REVOKE A PUBLIC OFFICER'S PENSION IF CONVICTED OF FELONIES  
 DETAIL

<u>LEGISLATIVE DISTRICT OR TOWN</u>	<u>ELECTION DISTRICT</u>	<u>TOTAL VOTES</u>	<u>YES</u>	<u>NO</u>	<u>BLANK AND VOID</u>
Gates					
	18	198	155	38	5
	19	192	156	31	5
	20	155	118	34	3
	21	191	133	45	13
	22	165	130	27	8
	23	185	146	27	12
	24	321	239	55	27
	25	142	100	37	5
	26	255	205	37	13
	27	218	157	50	11
	28	155	115	37	3
	29	154	115	33	6
	30	121	76	35	10
	31	157	109	29	19
	32	236	184	42	10
	33	70	52	14	4
	34	154	122	24	8
	35	117	89	22	6
		6,263	4,726	1,195	342
Gates					
Greece					
	1	180	147	32	1
	2	275	220	44	11
	3	170	144	22	4
	4	165	129	32	4
	5	138	105	27	6
	6	116	95	19	2
	7	181	142	33	6
	8	171	123	38	10
	9	171	146	22	3
	10	151	120	25	6
	11	61	54	7	0
	12	110	80	27	3
	13	183	149	26	8
	14	114	81	28	5
	15	183	150	28	5
	16	167	128	30	9
	17	272	214	55	3
	18	256	204	46	6
	19	150	112	29	9
	20	160	135	17	8
	21	165	123	32	10
	22	141	110	22	9
	23	299	232	46	21
	24	282	225	43	14

PROPOSAL NUMBER TWO  
 AN AMENDMENT  
 WHETHER TO REDUCE OR REVOKE A PUBLIC OFFICER'S PENSION IF CONVICTED OF FELONIES  
 DETAIL

<u>LEGISLATIVE DISTRICT OR TOWN</u>	<u>ELECTION DISTRICT</u>	<u>TOTAL VOTES</u>	<u>YES</u>	<u>NO</u>	<u>BLANK AND VOID</u>
Greece					
	25	177	147	23	7
	26	147	117	26	4
	27	295	228	56	11
	28	268	216	43	9
	29	182	153	23	6
	30	136	114	18	4
	31	179	139	34	6
	32	160	125	30	5
	33	248	189	46	13
	34	266	220	39	7
	35	227	182	36	9
	36	260	191	47	22
	37	160	117	32	11
	38	314	261	43	10
	39	134	114	17	3
	40	168	128	35	5
	41	242	200	36	6
	42	167	124	30	13
	43	216	159	43	14
	44	328	244	60	24
	45	341	268	61	12
	46	98	73	22	3
	47	218	178	32	8
	48	151	123	22	6
	49	147	120	24	3
	50	222	182	29	11
	51	138	102	29	7
	52	269	216	46	7
	53	172	139	21	12
	54	273	227	35	11
	55	153	126	23	4
	56	268	222	33	13
	57	199	154	39	6
	58	268	210	40	18
	59	81	53	20	8
	60	178	141	25	12
	61	166	117	34	15
	62	265	205	50	10
	63	218	186	23	9
	64	165	114	44	7
	65	210	160	26	24
	66	120	97	19	4
	67	195	163	25	7
	68	268	223	24	21
	69	153	121	24	8

PROPOSAL NUMBER TWO  
 AN AMENDMENT  
 WHETHER TO REDUCE OR REVOKE A PUBLIC OFFICER'S PENSION IF CONVICTED OF FELONIES  
 DETAIL

<u>LEGISLATIVE DISTRICT OR TOWN</u>	<u>ELECTION DISTRICT</u>	<u>TOTAL VOTES</u>	<u>YES</u>	<u>NO</u>	<u>BLANK AND VOID</u>
Greece					
	70	634	490	120	24
	71	278	216	41	21
	72	316	258	46	12
	73	117	91	21	5
	74	163	133	20	10
	75	149	104	29	16
	76	191	157	32	2
	77	259	201	45	13
	78	141	118	15	8
	79	437	366	55	16
	80	306	246	49	11
	81	147	118	27	2
	82	161	128	30	3
	83	95	73	19	3
	84	242	193	35	14
	85	272	215	47	10
	86	314	252	46	16
	87	177	134	37	6
	88	244	192	40	12
	89	204	154	38	12
	90	288	203	70	15
	91	402	324	69	9
	92	296	225	56	15
	93	272	213	42	17
	94	215	181	27	7
	95	128	96	20	12
	96	277	213	50	14
	97	453	374	68	11
	98	390	296	87	7
	99	266	202	51	13
	100	348	264	66	18
	101	163	131	28	4
	102	346	270	64	12
	103	307	233	58	16
	104	197	164	25	8
	105	361	292	59	10
	106	225	168	49	8
	107	166	126	34	6
	108	168	118	37	13
	109	318	268	37	13
Greece		23,904	18,856	4,006	1,042
Hamlin					
	1	163	136	25	2
	2	238	199	35	4

PROPOSAL NUMBER TWO  
 AN AMENDMENT  
 WHETHER TO REDUCE OR REVOKE A PUBLIC OFFICER'S PENSION IF CONVICTED OF FELONIES  
 DETAIL

LEGISLATIVE DISTRICT OR TOWN	ELECTION DISTRICT	TOTAL VOTES	YES	NO	BLANK AND VOID
Hamlin					
	3	239	186	45	8
	4	177	154	22	1
	5	189	150	37	2
	6	194	145	45	4
	7	326	272	45	9
	8	132	97	29	6
	9	120	97	20	3
	10	<u>279</u>	<u>215</u>	<u>52</u>	<u>12</u>
Hamlin		2,057	1,651	355	51
Henrietta					
	1	359	291	47	21
	2	276	222	41	13
	3	101	86	11	4
	4	245	203	27	15
	5	264	219	34	11
	6	248	189	43	16
	7	243	196	36	11
	8	290	243	36	11
	9	203	168	30	5
	10	253	207	38	8
	11	216	177	30	9
	12	255	218	29	8
	13	374	284	65	25
	14	224	183	32	9
	15	191	163	21	7
	16	303	250	38	15
	17	361	299	48	14
	18	339	283	41	15
	19	229	193	28	8
	20	425	339	64	22
	21	235	203	23	9
	22	423	364	49	10
	23	211	179	29	3
	24	281	218	50	13
	25	298	232	46	20
	26	560	448	83	29
	27	467	393	63	11
	28	365	304	53	8
	29	825	659	133	33
	30	580	469	92	19
	31	157	125	22	10
	32	422	357	57	8
	33	180	147	26	7
	34	165	133	21	11



PROPOSAL NUMBER TWO  
 AN AMENDMENT  
 WHETHER TO REDUCE OR REVOKE A PUBLIC OFFICER'S PENSION IF CONVICTED OF FELONIES  
 DETAIL

<u>LEGISLATIVE DISTRICT OR TOWN</u>	<u>ELECTION DISTRICT</u>	<u>TOTAL VOTES</u>	<u>YES</u>	<u>NO</u>	<u>BLANK AND VOID</u>
Henrietta	35	<u>395</u>	<u>332</u>	<u>53</u>	<u>10</u>
Henrietta		10,963	8,976	1,539	448
Irondequoit	1	265	219	31	15
	2	171	143	23	5
	3	235	184	42	9
	4	104	88	14	2
	5	192	150	36	6
	6	374	304	57	13
	7	349	278	59	12
	8	222	185	26	11
	9	204	165	34	5
	10	261	220	35	6
	11	124	99	16	9
	12	167	135	23	9
	13	282	230	42	10
	14	282	247	29	6
	15	295	251	38	6
	16	382	317	52	13
	17	154	119	30	5
	18	203	169	27	7
	19	218	176	39	3
	20	219	192	23	4
	21	236	190	41	5
	22	251	216	30	5
	23	194	156	31	7
	24	208	180	23	5
	25	197	147	41	9
	26	106	77	20	9
	27	154	127	22	5
	28	164	124	36	4
	29	161	136	24	1
	30	224	174	35	15
	31	317	270	37	10
	32	205	168	30	7
	33	157	127	19	11
	34	306	251	44	11
	35	151	122	21	8
	36	91	66	16	9
	37	162	118	33	11
	38	101	73	20	8
	39	73	59	1	13
	40	126	107	14	5
	41	172	137	28	7

PROPOSAL NUMBER TWO  
 AN AMENDMENT  
 WHETHER TO REDUCE OR REVOKE A PUBLIC OFFICER'S PENSION IF CONVICTED OF FELONIES  
 DETAIL

<u>LEGISLATIVE DISTRICT OR TOWN</u>	<u>ELECTION DISTRICT</u>	<u>TOTAL VOTES</u>	<u>YES</u>	<u>NO</u>	<u>BLANK AND VOID</u>
Irondequoit					
	42	255	218	29	8
	43	162	128	23	11
	44	416	333	60	23
	45	145	114	20	11
	46	196	155	33	8
	47	84	64	19	1
	48	219	191	26	2
	49	288	247	35	6
	50	87	63	17	7
	51	315	259	49	7
	52	190	143	32	15
	53	136	97	25	14
	54	64	48	15	1
	55	232	187	40	5
	56	158	127	25	6
	57	248	205	29	14
	58	224	193	26	5
	59	169	134	26	9
	60	220	187	23	10
	61	284	220	49	15
	62	246	212	32	2
	63	152	119	25	8
	64	37	23	9	5
	65	132	93	25	14
	66	59	44	6	9
	67	138	104	24	10
	68	146	103	36	7
Irondequoit		13,461	10,907	2,000	554
Mendon					
	1	367	324	34	9
	2	336	282	40	14
	3	402	352	38	12
	4	273	241	20	12
	5	362	316	36	10
	6	330	281	43	6
	7	375	326	35	14
	8	149	117	27	5
	9	314	267	42	5
Mendon		2,908	2,506	315	87
Ogden					
	1	254	205	41	8
	2	271	208	54	9
	3	387	330	48	9
	4	234	205	25	4

PROPOSAL NUMBER TWO  
 AN AMENDMENT  
 WHETHER TO REDUCE OR REVOKE A PUBLIC OFFICER'S PENSION IF CONVICTED OF FELONIES  
 DETAIL

<u>LEGISLATIVE DISTRICT OR TOWN</u>	<u>ELECTION DISTRICT</u>	<u>TOTAL VOTES</u>	<u>YES</u>	<u>NO</u>	<u>BLANK AND VOID</u>
Ogden	5	231	181	41	9
	6	247	195	46	6
	7	155	134	20	1
	8	252	191	56	5
	9	227	181	39	7
	10	252	203	43	6
	11	252	206	45	1
	12	278	208	60	10
	13	246	196	44	6
	14	196	147	38	11
	15	335	252	70	13
	16	159	126	32	1
	17	228	183	38	7
	18	276	220	50	6
	19	298	233	53	12
	20	315	264	47	4
Ogden		5,093	4,068	890	135
Parma	1	309	257	42	10
	2	326	245	73	8
	3	237	197	37	3
	4	222	177	35	10
	5	189	163	22	4
	6	104	89	15	0
	7	211	181	27	3
	8	382	299	72	11
	9	270	213	51	6
	10	265	223	33	9
	11	299	244	46	9
	12	253	198	51	4
	13	448	358	74	16
	14	186	150	27	9
	15	284	216	55	13
Parma		3,985	3,210	660	115
Penfield	1	94	74	17	3
	2	228	200	25	3
	3	226	189	29	8
	4	322	266	40	16
	5	267	230	29	8
	6	201	180	16	5
	7	253	220	26	7
	8	159	127	31	1
	9	299	274	23	2

PROPOSAL NUMBER TWO  
 AN AMENDMENT  
 WHETHER TO REDUCE OR REVOKE A PUBLIC OFFICER'S PENSION IF CONVICTED OF FELONIES  
 DETAIL

<u>LEGISLATIVE DISTRICT OR TOWN</u>	<u>ELECTION DISTRICT</u>	<u>TOTAL VOTES</u>	<u>YES</u>	<u>NO</u>	<u>BLANK AND VOID</u>
Penfield					
	10	162	140	15	7
	11	146	125	17	4
	12	251	218	28	5
	13	291	219	49	23
	14	310	248	53	9
	15	336	283	40	13
	16	134	109	20	5
	17	258	222	28	8
	18	193	174	17	2
	19	375	323	42	10
	20	298	244	36	18
	21	272	221	40	11
	22	214	188	20	6
	23	320	270	38	12
	24	319	268	37	14
	25	199	156	38	5
	26	161	107	32	22
	27	300	260	34	6
	28	183	155	19	9
	29	300	256	31	13
	30	419	353	55	11
	31	155	130	19	6
	32	148	119	23	6
	33	229	193	31	5
	34	198	167	24	7
	35	316	275	31	10
	36	233	199	28	6
	37	427	365	39	23
	38	155	128	24	3
	39	175	158	17	0
	40	280	229	46	5
	41	341	281	50	10
	42	207	162	38	7
Penfield		10,354	8,705	1,295	354
Perinton					
	1	371	338	24	9
	2	266	232	29	5
	3	245	205	33	7
	4	223	194	25	4
	5	140	121	13	6
	6	264	224	31	9
	7	317	269	40	8
	8	243	207	33	3
	9	367	321	39	7

PROPOSAL NUMBER TWO  
 AN AMENDMENT  
 WHETHER TO REDUCE OR REVOKE A PUBLIC OFFICER'S PENSION IF CONVICTED OF FELONIES  
 DETAIL

<u>LEGISLATIVE DISTRICT OR TOWN</u>	<u>ELECTION DISTRICT</u>	<u>TOTAL VOTES</u>	<u>YES</u>	<u>NO</u>	<u>BLANK AND VOID</u>
Perinton					
	10	305	259	35	11
	11	179	162	13	4
	12	203	178	18	7
	13	219	205	8	6
	14	290	244	35	11
	15	211	172	36	3
	16	208	182	22	4
	17	285	242	30	13
	18	271	233	32	6
	19	277	234	37	6
	20	226	196	23	7
	21	333	271	53	9
	22	207	181	20	6
	23	402	355	41	6
	24	435	363	52	20
	25	216	191	19	6
	26	276	238	34	4
	27	227	192	33	2
	28	226	188	33	5
	29	154	138	11	5
	30	249	207	36	6
	31	303	257	34	12
	32	209	187	21	1
	33	278	247	24	7
	34	286	244	32	10
	35	215	189	25	1
	36	150	119	25	6
	37	271	230	35	6
	38	337	288	42	7
	39	322	257	54	11
	40	189	159	23	7
	41	178	149	19	10
	42	218	188	27	3
	43	472	402	49	21
	44	204	179	13	12
	45	455	388	57	10
	46	135	123	11	1
	47	270	228	37	5
	48	216	188	22	6
	49	203	179	21	3
	50	61	47	11	3
	51	264	241	20	3
	52	236	199	19	18
	53	201	181	17	3
	54	413	359	43	11

PROPOSAL NUMBER TWO  
 AN AMENDMENT  
 WHETHER TO REDUCE OR REVOKE A PUBLIC OFFICER'S PENSION IF CONVICTED OF FELONIES  
 DETAIL

LEGISLATIVE DISTRICT OR TOWN	ELECTION DISTRICT	TOTAL VOTES	YES	NO	BLANK AND VOID
Perinton					
	55	264	236	21	7
	56	368	315	47	6
Perinton		14,553	12,521	1,637	395
Pittsford					
	1	231	191	27	13
	2	281	240	28	13
	3	411	338	45	28
	4	343	304	30	9
	5	244	216	18	10
	6	173	134	20	19
	7	129	107	18	4
	8	252	219	25	8
	9	286	245	26	15
	10	286	242	32	12
	11	230	194	26	10
	12	248	212	28	8
	13	212	185	25	2
	14	330	286	31	13
	15	148	122	21	5
	16	234	210	17	7
	17	321	288	23	10
	18	209	182	23	4
	19	190	165	20	5
	20	294	266	22	6
	21	266	223	33	10
	22	338	302	24	12
	23	257	224	25	8
	24	301	264	24	13
	25	311	266	29	16
	26	273	237	29	7
	27	266	212	47	7
	28	229	200	25	4
	29	286	233	40	13
	30	229	207	16	6
	31	306	272	19	15
	32	309	279	22	8
	33	330	292	31	7
	34	292	253	26	13
Pittsford		9,045	7,810	895	340
Riga					
	1	427	355	66	6
	2	308	260	40	8
	3	245	199	43	3
	4	273	233	35	5

PROPOSAL NUMBER TWO  
 AN AMENDMENT  
 WHETHER TO REDUCE OR REVOKE A PUBLIC OFFICER'S PENSION IF CONVICTED OF FELONIES  
 DETAIL

LEGISLATIVE DISTRICT OR TOWN	ELECTION DISTRICT	TOTAL VOTES	YES	NO	BLANK AND VOID
Riga	5	282	235	41	6
	6	220	185	32	3
		<u>1,755</u>	<u>1,467</u>	<u>257</u>	<u>31</u>
Riga					
Rush	1	321	275	39	7
	2	210	179	22	9
	3	339	300	35	4
	4	307	264	34	9
		<u>1,177</u>	<u>1,018</u>	<u>130</u>	<u>29</u>
Rush					
Sweden	1	271	220	38	13
	2	106	90	14	2
	3	296	230	54	12
	4	316	258	45	13
	5	76	61	10	5
	6	241	200	34	7
	7	310	254	48	8
	8	249	208	37	4
	9	187	140	36	11
	10	402	335	60	7
	11	79	67	7	5
	12	252	205	32	15
		<u>2,785</u>	<u>2,268</u>	<u>415</u>	<u>102</u>
Sweden					
Webster	1	289	248	37	4
	2	302	243	52	7
	3	365	310	39	16
	4	135	110	18	7
	5	309	261	37	11
	6	178	138	33	7
	7	309	257	39	13
	8	263	228	26	9
	9	302	265	32	5
	10	580	473	90	17
	11	326	268	49	9
	12	345	310	26	9
	13	240	212	20	8
	14	256	206	44	6
	15	218	179	29	10
	16	317	240	61	16
	17	248	214	29	5
	18	195	158	30	7
	19	407	333	53	21
	20	374	311	49	14

PROPOSAL NUMBER TWO  
 AN AMENDMENT  
 WHETHER TO REDUCE OR REVOKE A PUBLIC OFFICER'S PENSION IF CONVICTED OF FELONIES  
 DETAIL

<u>LEGISLATIVE DISTRICT OR TOWN</u>	<u>ELECTION DISTRICT</u>	<u>TOTAL VOTES</u>	<u>YES</u>	<u>NO</u>	<u>BLANK AND VOID</u>
Webster					
	21	354	289	55	10
	22	293	237	47	9
	23	238	201	32	5
	24	674	559	98	17
	25	119	86	20	13
	26	246	200	37	9
	27	369	291	57	21
	28	250	212	31	7
	29	189	157	27	5
	30	140	102	23	15
	31	323	257	44	22
	32	410	345	54	11
	33	290	253	27	10
	34	165	145	18	2
	35	207	170	30	7
	36	216	185	27	4
	37	429	349	67	13
	38	250	201	41	8
	39	281	234	35	12
	40	503	400	75	28
	41	386	329	45	12
	42	285	243	32	10
	43	205	168	25	12
Webster		12,780	10,577	1,740	463
Wheatland					
	1	231	178	48	5
	2	242	195	42	5
	3	257	216	36	5
	4	184	153	27	4
	5	278	226	43	9
Wheatland		1,192	968	196	28
TOWNS		142,254	116,612	20,346	5,296
GRAND TOTAL:		173,565	137,994	26,205	9,366



PROPOSAL NUMBER THREE  
 AN AMENDMENT  
 AUTHORIZING THE USE OF FOREST PRESERVE LAND FOR SPECIFIED PURPOSES  
 SUMMARY

LEGISLATIVE DISTRICT OR TOWN	TOTAL VOTES	YES	NO	BLANK AND VOID
Leg. Dist. 07	508	289	179	40
Leg. Dist. 21	4,230	2,169	1,562	499
Leg. Dist. 22	2,274	786	821	667
Leg. Dist. 23	5,201	3,202	1,595	404
Leg. Dist. 24	3,216	2,039	968	209
Leg. Dist. 25	3,334	1,419	1,146	769
Leg. Dist. 26	2,869	1,374	1,203	292
Leg. Dist. 27	4,549	1,919	1,825	805
Leg. Dist. 28	2,242	1,001	791	450
Leg. Dist. 29	2,888	1,237	1,121	530
CITY	31,311	15,435	11,211	4,665
Brighton	9,207	6,343	2,430	434
Chili	7,426	4,292	2,734	400
Clarkson	1,890	1,052	750	88
East Rochester	1,456	762	587	107
Gates	6,263	3,402	2,390	471
Greece	23,904	13,332	9,097	1,475
Hamlin	2,057	1,112	872	73
Henrietta	10,963	6,320	4,067	576
Irondequoit	13,461	7,875	4,798	788
Mendon	2,908	1,904	894	110
Ogden	5,093	2,903	1,942	248
Parma	3,985	2,316	1,501	168
Penfield	10,354	6,721	3,128	505
Perinton	14,553	9,761	4,184	608
Pittsford	9,045	6,136	2,474	435
Riga	1,755	1,028	662	65
Rush	1,177	734	402	41
Sweden	2,785	1,567	1,085	133
Webster	12,780	7,844	4,288	648
Wheatland	1,192	697	459	36
TOWNS	<u>142,254</u>	<u>86,101</u>	<u>48,744</u>	<u>7,409</u>
GRAND TOTAL:	<u><u>173,565</u></u>	<u><u>101,536</u></u>	<u><u>59,955</u></u>	<u><u>12,074</u></u>

PROPOSAL NUMBER THREE  
 AN AMENDMENT  
 AUTHORIZING THE USE OF FOREST PRESERVE LAND FOR SPECIFIED PURPOSES  
 DETAIL

LEGISLATIVE DISTRICT OR TOWN	ELECTION DISTRICT	TOTAL VOTES	YES	NO	BLANK AND VOID
Leg. Dist. 07					
	1/16-1	328	188	117	23
	2	180	101	62	17
Leg. Dist. 07		508	289	179	40
Leg. Dist. 21					
	1	274	159	99	16
	2	163	81	72	10
	3	101	36	44	21
	4	97	38	45	14
	5	129	82	35	12
	6	186	104	45	37
	7	327	180	119	28
	8	93	45	33	15
	9	200	122	72	6
	10	286	186	79	21
	11	145	55	53	37
	12	374	205	140	29
	13	116	66	41	9
	14	78	40	26	12
	15	232	104	90	38
	16	66	34	21	11
	17	169	89	63	17
	18	114	45	43	26
	19	69	19	30	20
	20	105	57	43	5
	21	127	55	49	23
	22	133	51	68	14
	23	135	64	52	19
	24	226	125	89	12
	25	126	53	49	24
	26	65	30	24	11
	27	94	44	38	12
Leg. Dist. 21		4,230	2,169	1,562	499
Leg. Dist. 22					
	1	158	41	55	62
	2	42	27	11	4
	3	77	16	30	31
	4	40	20	10	10
	5	71	21	23	27
	6	103	21	28	54
	7	43	9	5	29
	8	107	45	40	22
	9	59	9	21	29
	10	76	28	29	19
	11	147	48	49	50

PROPOSAL NUMBER THREE  
 AN AMENDMENT  
 AUTHORIZING THE USE OF FOREST PRESERVE LAND FOR SPECIFIED PURPOSES  
 DETAIL

LEGISLATIVE DISTRICT OR TOWN	ELECTION DISTRICT	TOTAL VOTES	YES	NO	BLANK AND VOID
Leg. Dist. 22					
	12	87	24	27	36
	13	45	13	26	6
	14	91	34	38	19
	15	92	23	54	15
	16	42	13	14	15
	17	49	10	10	29
	18	51	15	20	16
	19	47	14	26	7
	20	100	38	34	28
	21	60	14	21	25
	22	100	42	36	22
	23	67	14	28	25
	24	42	11	24	7
	25	284	131	106	47
	26	81	61	16	4
	27	113	44	40	29
		2,274	786	821	667
Leg. Dist. 22					
Leg. Dist. 23					
	1	80	48	29	3
	2	139	68	56	15
	3	114	73	30	11
	4	262	168	68	26
	5	91	51	30	10
	6	89	61	24	4
	7	179	112	52	15
	8	153	110	37	6
	9	133	86	42	5
	10	135	82	44	9
	11	183	126	49	8
	12	230	159	56	15
	13	175	119	47	9
	14	131	81	44	6
	15/29	113	80	27	6
	16	101	63	36	2
	17	276	124	98	54
	18	395	222	143	30
	19	258	146	94	18
	20	238	158	69	11
	21	208	133	54	21
	22	185	112	58	15
	23	115	69	37	9
	24	184	99	63	22
	25	316	213	87	16
	26	384	257	109	18

PROPOSAL NUMBER THREE  
 AN AMENDMENT  
 AUTHORIZING THE USE OF FOREST PRESERVE LAND FOR SPECIFIED PURPOSES  
 DETAIL

LEGISLATIVE DISTRICT OR TOWN	ELECTION DISTRICT	TOTAL VOTES	YES	NO	BLANK AND VOID
Leg. Dist. 23					
	27	162	98	53	11
	28	172	84	59	29
Leg. Dist. 23		<u>5,201</u>	<u>3,202</u>	<u>1,595</u>	<u>404</u>
Leg. Dist. 24					
	1	294	200	86	8
	2/23	220	166	51	3
	3/22	180	127	47	6
	4	256	159	83	14
	5/24	214	143	58	13
	6	141	83	50	8
	7/19	130	90	35	5
	8	144	89	47	8
	9	133	76	46	11
	10	262	177	75	10
	11/12	73	30	29	14
	13	210	135	64	11
	14	229	137	73	19
	15	224	120	66	38
	16	177	102	60	15
	17	79	47	12	20
	18	173	111	59	3
	20/21	77	47	27	3
Leg. Dist. 24		<u>3,216</u>	<u>2,039</u>	<u>968</u>	<u>209</u>
Leg. Dist. 25					
	1	237	133	80	24
	2	159	66	53	40
	3	213	58	55	100
	4/24	122	57	32	33
	5	136	38	72	26
	6	119	66	46	7
	7	183	59	60	64
	8	177	59	74	44
	9	72	21	30	21
	10	175	68	43	64
	11	76	24	20	32
	12/28	181	114	58	9
	13	133	43	41	49
	14	79	42	31	6
	15	109	35	54	20
	16	102	45	45	12
	17	91	24	19	48
	18	176	67	71	38
	19	53	35	13	5
	20	51	31	16	4

PROPOSAL NUMBER THREE  
 AN AMENDMENT  
 AUTHORIZING THE USE OF FOREST PRESERVE LAND FOR SPECIFIED PURPOSES  
 DETAIL

LEGISLATIVE DISTRICT OR TOWN	ELECTION DISTRICT	TOTAL VOTES	YES	NO	BLANK AND VOID
Leg. Dist. 25					
	21/28-19	93	35	33	25
	22	125	59	53	13
	23	20	13	4	3
	25	231	104	72	55
	26/27	74	40	17	17
	29/30	147	83	54	10
Leg. Dist. 25		3,334	1,419	1,146	769
Leg. Dist. 26					
	1	321	149	145	27
	2	119	60	53	6
	3	81	33	42	6
	4	185	94	75	16
	5	143	62	65	16
	6	118	44	43	31
	7	145	70	53	22
	8	148	57	62	29
	9	181	111	60	10
	10	168	87	54	27
	11	169	86	72	11
	12	166	84	68	14
	13	220	109	94	17
	14	213	105	94	14
	15	151	56	77	18
	16	189	90	87	12
	17	152	77	59	16
Leg. Dist. 26		2,869	1,374	1,203	292
Leg. Dist. 27					
	1	215	88	87	40
	2	231	116	91	24
	3	175	90	66	19
	4	252	138	82	32
	5	216	101	89	26
	6	179	60	64	55
	7	182	80	78	24
	8	318	111	148	59
	9	243	118	88	37
	10	204	103	74	27
	11	234	116	85	33
	12	170	60	80	30
	13	184	79	74	31
	14	159	55	63	41
	15	183	61	60	62
	16	185	68	70	47
	17	199	62	90	47

PROPOSAL NUMBER THREE  
 AN AMENDMENT  
 AUTHORIZING THE USE OF FOREST PRESERVE LAND FOR SPECIFIED PURPOSES  
 DETAIL

<u>LEGISLATIVE DISTRICT OR TOWN</u>	<u>ELECTION DISTRICT</u>	<u>TOTAL VOTES</u>	<u>YES</u>	<u>NO</u>	<u>BLANK AND VOID</u>
Leg. Dist. 27					
	18	164	61	80	23
	19	222	95	97	30
	20	109	45	41	23
	21	108	50	44	14
	22	119	36	50	33
	23	124	58	51	15
	25	68	26	30	12
	26	106	42	43	21
Leg. Dist. 27		4,549	1,919	1,825	805
Leg. Dist. 28					
	1	125	60	40	25
	2	89	43	39	7
	3	86	33	36	17
	4	86	33	32	21
	5	97	49	28	20
	6	225	128	59	38
	7	231	70	89	72
	8	124	48	31	45
	9	122	52	54	16
	10	36	15	12	9
	11	118	44	48	26
	12	62	26	21	15
	13	82	44	33	5
	14	109	53	35	21
	15	36	14	17	5
	16	123	58	36	29
	17	22	8	1	13
	18	102	45	38	19
	20	164	72	77	15
	21	149	92	41	16
	22	54	14	24	16
Leg. Dist. 28		2,242	1,001	791	450
Leg. Dist. 29					
	1/2	43	13	18	12
	3/8	38	14	15	9
	4	157	59	80	18
	5	132	57	50	25
	6	93	35	31	27
	7	120	69	40	11
	9	191	88	76	27
	10	168	64	70	34
	11	139	73	57	9
	12	146	53	72	21
	13	80	20	22	38

PROPOSAL NUMBER THREE  
 AN AMENDMENT  
 AUTHORIZING THE USE OF FOREST PRESERVE LAND FOR SPECIFIED PURPOSES  
 DETAIL

LEGISLATIVE DISTRICT OR TOWN	ELECTION DISTRICT	TOTAL VOTES	YES	NO	BLANK AND VOID
Leg. Dist. 29					
	14	47	20	18	9
	15	102	39	44	19
	16	43	17	14	12
	17	100	53	39	8
	18	173	94	68	11
	19	58	26	18	14
	20	181	59	71	51
	21	172	86	63	23
	22	104	41	39	24
	23	119	29	57	33
	24	178	70	79	29
	25/28	256	143	67	46
	26	48	15	13	20
Leg. Dist. 29		2,888	1,237	1,121	530
CITY Brighton		31,311	15,435	11,211	4,665
	1	280	209	62	9
	2	163	107	52	4
	3	220	143	59	18
	4	240	182	50	8
	5	251	194	44	13
	6	314	214	91	9
	7	189	123	58	8
	8	201	147	46	8
	9	234	163	59	12
	10	249	162	75	12
	11	284	203	70	11
	12	302	225	65	12
	13	175	132	35	8
	14	119	76	39	4
	15	185	136	37	12
	16	142	96	43	3
	17	120	89	20	11
	18	220	145	67	8
	19	143	117	22	4
	20	106	51	42	13
	21	202	114	75	13
	22	187	140	45	2
	23	175	124	42	9
	24	284	164	88	32
	25	193	146	35	12
	26	160	102	48	10
	27	169	113	54	2
	28	257	178	68	11

PROPOSAL NUMBER THREE  
 AN AMENDMENT  
 AUTHORIZING THE USE OF FOREST PRESERVE LAND FOR SPECIFIED PURPOSES  
 DETAIL

<u>LEGISLATIVE DISTRICT OR TOWN</u>	<u>ELECTION DISTRICT</u>	<u>TOTAL VOTES</u>	<u>YES</u>	<u>NO</u>	<u>BLANK AND VOID</u>
Brighton					
	29	133	84	44	5
	30	381	271	83	27
	31	217	168	45	4
	32	266	190	63	13
	33	237	167	66	4
	34	223	152	66	5
	35	167	127	29	11
	36	145	84	49	12
	37	158	95	56	7
	38	183	126	50	7
	39	205	148	53	4
	40	315	209	87	19
	41	240	145	84	11
	42	75	56	19	0
	43	205	141	55	9
	44	63	38	22	3
	45	109	63	40	6
	46	121	84	28	9
		9,207	6,343	2,430	434
Brighton Chili					
	1	199	115	75	9
	2	310	177	122	11
	3	267	158	95	14
	4	159	79	71	9
	5	215	111	90	14
	6	215	118	78	19
	7	105	54	44	7
	8	234	134	84	16
	9	239	139	89	11
	10	131	77	49	5
	11	229	139	82	8
	12	224	139	74	11
	13	328	187	122	19
	14	230	161	56	13
	15	197	126	65	6
	16	426	231	167	28
	17	581	329	204	48
	18	213	118	85	10
	19	235	147	71	17
	20	270	190	68	12
	21	165	105	48	12
	22	178	93	74	11
	23	159	92	63	4
	24	446	257	173	16



PROPOSAL NUMBER THREE  
 AN AMENDMENT  
 AUTHORIZING THE USE OF FOREST PRESERVE LAND FOR SPECIFIED PURPOSES  
 DETAIL

<u>LEGISLATIVE DISTRICT OR TOWN</u>	<u>ELECTION DISTRICT</u>	<u>TOTAL VOTES</u>	<u>YES</u>	<u>NO</u>	<u>BLANK AND VOID</u>
Chili					
	25	145	70	66	9
	26	284	164	108	12
	27	194	113	75	6
	28	167	97	61	9
	29	159	90	62	7
	30	90	50	35	5
	31	233	129	96	8
	32	199	103	82	14
Chili		7,426	4,292	2,734	400
Clarkson					
	1	356	192	145	19
	2	51	39	12	0
	3	297	177	113	7
	4	414	218	183	13
	5	511	276	204	31
	6	261	150	93	18
Clarkson		1,890	1,052	750	88
East Rochester					
	1	210	113	87	10
	2	216	102	102	12
	3	228	119	86	23
	4	177	85	72	20
	5	174	90	71	13
	6	266	148	93	25
	7	185	105	76	4
East Rochester		1,456	762	587	107
Gates					
	1	121	70	44	7
	2	172	93	68	11
	3	131	64	57	10
	4	169	88	66	15
	5	289	177	85	27
	6	191	109	69	13
	7	372	178	170	24
	8	156	87	54	15
	9	196	99	85	12
	10	109	53	47	9
	11	146	77	56	13
	12	129	69	49	11
	13	140	74	56	10
	14	142	64	58	20
	15	312	157	127	28
	16	148	82	58	8
	17	154	91	49	14

PROPOSAL NUMBER THREE  
 AN AMENDMENT  
 AUTHORIZING THE USE OF FOREST PRESERVE LAND FOR SPECIFIED PURPOSES  
 DETAIL

<u>LEGISLATIVE DISTRICT OR TOWN</u>	<u>ELECTION DISTRICT</u>	<u>TOTAL VOTES</u>	<u>YES</u>	<u>NO</u>	<u>BLANK AND VOID</u>
Gates					
	18	198	112	73	13
	19	192	112	69	11
	20	155	78	70	7
	21	191	88	85	18
	22	165	95	59	11
	23	185	108	58	19
	24	321	165	129	27
	25	142	74	58	10
	26	255	147	98	10
	27	218	125	75	18
	28	155	96	52	7
	29	154	91	57	6
	30	121	58	54	9
	31	157	83	54	20
	32	236	146	77	13
	33	70	40	28	2
	34	154	80	58	16
	35	117	72	38	7
		6,263	3,402	2,390	471
Gates					
Greece					
	1	180	104	71	5
	2	275	167	93	15
	3	170	89	79	2
	4	165	112	45	8
	5	138	77	49	12
	6	116	57	51	8
	7	181	96	79	6
	8	171	81	80	10
	9	171	106	62	3
	10	151	73	72	6
	11	61	29	31	1
	12	110	59	46	5
	13	183	95	76	12
	14	114	49	59	6
	15	183	109	65	9
	16	167	89	63	15
	17	272	162	98	12
	18	256	140	110	6
	19	150	63	73	14
	20	160	87	66	7
	21	165	92	61	12
	22	141	78	53	10
	23	299	161	110	28
	24	282	146	114	22

PROPOSAL NUMBER THREE  
 AN AMENDMENT  
 AUTHORIZING THE USE OF FOREST PRESERVE LAND FOR SPECIFIED PURPOSES  
 DETAIL

<u>LEGISLATIVE DISTRICT OR TOWN</u>	<u>ELECTION DISTRICT</u>	<u>TOTAL VOTES</u>	<u>YES</u>	<u>NO</u>	<u>BLANK AND VOID</u>
Greece					
	25	177	97	72	8
	26	147	71	70	6
	27	295	159	114	22
	28	268	153	94	21
	29	182	124	49	9
	30	136	84	45	7
	31	179	94	77	8
	32	160	95	59	6
	33	248	129	97	22
	34	266	161	95	10
	35	227	133	86	8
	36	260	153	88	19
	37	160	82	63	15
	38	314	179	116	19
	39	134	85	44	5
	40	168	86	74	8
	41	242	135	99	8
	42	167	96	60	11
	43	216	119	83	14
	44	328	175	124	29
	45	341	198	121	22
	46	98	53	43	2
	47	218	130	75	13
	48	151	82	59	10
	49	147	85	56	6
	50	222	124	81	17
	51	138	80	53	5
	52	269	137	121	11
	53	172	88	67	17
	54	273	155	97	21
	55	153	77	67	9
	56	268	164	86	18
	57	199	106	85	8
	58	268	147	101	20
	59	81	41	30	10
	60	178	93	71	14
	61	166	70	83	13
	62	265	158	88	19
	63	218	127	77	14
	64	165	86	70	9
	65	210	119	65	26
	66	120	67	46	7
	67	195	111	74	10
	68	268	161	84	23
	69	153	79	65	9

PROPOSAL NUMBER THREE  
 AN AMENDMENT  
 AUTHORIZING THE USE OF FOREST PRESERVE LAND FOR SPECIFIED PURPOSES  
 DETAIL

<u>LEGISLATIVE DISTRICT OR TOWN</u>	<u>ELECTION DISTRICT</u>	<u>TOTAL VOTES</u>	<u>YES</u>	<u>NO</u>	<u>BLANK AND VOID</u>
Greece	70	634	352	237	45
	71	278	158	96	24
	72	316	190	112	14
	73	117	69	44	4
	74	163	83	70	10
	75	149	70	57	22
	76	191	110	77	4
	77	259	144	97	18
	78	141	77	54	10
	79	437	263	159	15
	80	306	190	101	15
	81	147	85	59	3
	82	161	90	65	6
	83	95	55	35	5
	84	242	140	81	21
	85	272	151	105	16
	86	314	184	103	27
	87	177	102	67	8
	88	244	137	92	15
	89	204	99	92	13
	90	288	152	110	26
	91	402	215	160	27
	92	296	169	100	27
	93	272	136	111	25
	94	215	131	78	6
	95	128	64	53	11
	96	277	151	110	16
	97	453	290	136	27
	98	390	200	172	18
	99	266	137	110	19
	100	348	194	121	33
	101	163	95	61	7
	102	346	191	137	18
	103	307	180	109	18
	104	197	121	59	17
	105	361	219	129	13
	106	225	107	104	14
	107	166	83	75	8
	108	168	93	65	10
	109	318	186	114	18
Greece		23,904	13,332	9,097	1,475
Hamlin	1	163	77	81	5
	2	238	140	89	9

PROPOSAL NUMBER THREE  
 AN AMENDMENT  
 AUTHORIZING THE USE OF FOREST PRESERVE LAND FOR SPECIFIED PURPOSES  
 DETAIL

<u>LEGISLATIVE DISTRICT OR TOWN</u>	<u>ELECTION DISTRICT</u>	<u>TOTAL VOTES</u>	<u>YES</u>	<u>NO</u>	<u>BLANK AND VOID</u>
Hamlin					
	3	239	136	95	8
	4	177	95	76	6
	5	189	97	88	4
	6	194	112	76	6
	7	326	195	122	9
	8	132	61	59	12
	9	120	63	55	2
	10	<u>279</u>	<u>136</u>	<u>131</u>	<u>12</u>
Hamlin		2,057	1,112	872	73
Henrietta					
	1	359	206	130	23
	2	276	162	99	15
	3	101	61	35	5
	4	245	157	74	14
	5	264	134	113	17
	6	248	133	97	18
	7	243	141	85	17
	8	290	162	112	16
	9	203	96	96	11
	10	253	127	117	9
	11	216	114	89	13
	12	255	149	93	13
	13	374	195	145	34
	14	224	114	94	16
	15	191	94	89	8
	16	303	169	117	17
	17	361	206	136	19
	18	339	198	126	15
	19	229	141	76	12
	20	425	238	161	26
	21	235	151	73	11
	22	423	274	134	15
	23	211	132	74	5
	24	281	168	98	15
	25	298	171	104	23
	26	560	329	201	30
	27	467	296	157	14
	28	365	216	133	16
	29	825	464	328	33
	30	580	327	222	31
	31	157	101	45	11
	32	422	270	136	16
	33	180	109	61	10
	34	165	86	70	9

PROPOSAL NUMBER THREE  
 AN AMENDMENT  
 AUTHORIZING THE USE OF FOREST PRESERVE LAND FOR SPECIFIED PURPOSES  
 DETAIL

<u>LEGISLATIVE DISTRICT OR TOWN</u>	<u>ELECTION DISTRICT</u>	<u>TOTAL VOTES</u>	<u>YES</u>	<u>NO</u>	<u>BLANK AND VOID</u>
Henrietta	35	<u>395</u>	<u>229</u>	<u>147</u>	<u>19</u>
Henrietta		10,963	6,320	4,067	576
Irondequoit	1	265	148	102	15
	2	171	97	62	12
	3	235	140	82	13
	4	104	63	39	2
	5	192	106	75	11
	6	374	223	136	15
	7	349	216	118	15
	8	222	142	69	11
	9	204	114	80	10
	10	261	174	78	9
	11	124	63	49	12
	12	167	109	46	12
	13	282	157	110	15
	14	282	169	100	13
	15	295	186	96	13
	16	382	242	122	18
	17	154	90	59	5
	18	203	118	76	9
	19	218	129	85	4
	20	219	149	61	9
	21	236	132	95	9
	22	251	147	96	8
	23	194	111	71	12
	24	208	130	67	11
	25	197	97	86	14
	26	106	45	44	17
	27	154	103	47	4
	28	164	90	64	10
	29	161	107	53	1
	30	224	127	81	16
	31	317	215	94	8
	32	205	112	79	14
	33	157	90	53	14
	34	306	180	112	14
	35	151	81	60	10
	36	91	39	44	8
	37	162	74	74	14
	38	101	55	35	11
	39	73	46	12	15
	40	126	84	37	5
	41	172	96	64	12

PROPOSAL NUMBER THREE  
 AN AMENDMENT  
 AUTHORIZING THE USE OF FOREST PRESERVE LAND FOR SPECIFIED PURPOSES  
 DETAIL

<u>LEGISLATIVE DISTRICT OR TOWN</u>	<u>ELECTION DISTRICT</u>	<u>TOTAL VOTES</u>	<u>YES</u>	<u>NO</u>	<u>BLANK AND VOID</u>
Irondequoit					
	42	255	160	86	9
	43	162	92	62	8
	44	416	256	133	27
	45	145	85	44	16
	46	196	95	87	14
	47	84	53	27	4
	48	219	128	76	15
	49	288	173	102	13
	50	87	40	36	11
	51	315	196	103	16
	52	190	110	62	18
	53	136	73	46	17
	54	64	32	30	2
	55	232	138	84	10
	56	158	91	57	10
	57	248	145	89	14
	58	224	137	74	13
	59	169	94	59	16
	60	220	122	85	13
	61	284	160	106	18
	62	246	162	73	11
	63	152	81	63	8
	64	37	17	17	3
	65	132	58	60	14
	66	59	26	22	11
	67	138	78	42	18
	68	146	77	60	9
Irondequoit		13,461	7,875	4,798	788
Mendon					
	1	367	239	115	13
	2	336	216	105	15
	3	402	270	116	16
	4	273	182	80	11
	5	362	242	108	12
	6	330	208	114	8
	7	375	255	103	17
	8	149	80	61	8
	9	314	212	92	10
Mendon		2,908	1,904	894	110
Ogden					
	1	254	148	91	15
	2	271	162	97	12
	3	387	256	119	12
	4	234	160	66	8

PROPOSAL NUMBER THREE  
 AN AMENDMENT  
 AUTHORIZING THE USE OF FOREST PRESERVE LAND FOR SPECIFIED PURPOSES  
 DETAIL

<u>LEGISLATIVE DISTRICT OR TOWN</u>	<u>ELECTION DISTRICT</u>	<u>TOTAL VOTES</u>	<u>YES</u>	<u>NO</u>	<u>BLANK AND VOID</u>
Ogden	5	231	118	98	15
	6	247	117	108	22
	7	155	75	76	4
	8	252	146	91	15
	9	227	139	73	15
	10	252	138	107	7
	11	252	158	88	6
	12	278	162	100	16
	13	246	147	89	10
	14	196	103	79	14
	15	335	165	152	18
	16	159	95	59	5
	17	228	122	91	15
	18	276	153	111	12
	19	298	152	128	18
	20	315	187	119	9
Ogden		5,093	2,903	1,942	248
Parma	1	309	192	106	11
	2	326	177	134	15
	3	237	132	96	9
	4	222	123	90	9
	5	189	125	61	3
	6	104	63	34	7
	7	211	123	81	7
	8	382	225	144	13
	9	270	162	99	9
	10	265	158	95	12
	11	299	192	99	8
	12	253	144	101	8
	13	448	245	180	23
	14	186	94	77	15
	15	284	161	104	19
Parma		3,985	2,316	1,501	168
Penfield	1	94	60	32	2
	2	228	159	64	5
	3	226	141	77	8
	4	322	195	109	18
	5	267	178	79	10
	6	201	131	60	10
	7	253	174	63	16
	8	159	77	75	7
	9	299	219	73	7



PROPOSAL NUMBER THREE  
 AN AMENDMENT  
 AUTHORIZING THE USE OF FOREST PRESERVE LAND FOR SPECIFIED PURPOSES  
 DETAIL

<u>LEGISLATIVE DISTRICT OR TOWN</u>	<u>ELECTION DISTRICT</u>	<u>TOTAL VOTES</u>	<u>YES</u>	<u>NO</u>	<u>BLANK AND VOID</u>
Penfield	10	162	110	44	8
	11	146	96	46	4
	12	251	175	65	11
	13	291	165	94	32
	14	310	182	113	15
	15	336	225	89	22
	16	134	91	38	5
	17	258	165	83	10
	18	193	133	55	5
	19	375	265	99	11
	20	298	184	89	25
	21	272	181	83	8
	22	214	150	55	9
	23	320	213	92	15
	24	319	220	89	10
	25	199	120	66	13
	26	161	83	56	22
	27	300	203	79	18
	28	183	120	53	10
	29	300	203	86	11
	30	419	253	146	20
	31	155	95	49	11
	32	148	93	50	5
	33	229	166	59	4
	34	198	136	53	9
	35	316	209	92	15
	36	233	156	71	6
	37	427	262	132	33
	38	155	98	49	8
	39	175	127	44	4
	40	280	181	88	11
	41	341	212	111	18
	42	207	115	78	14
Penfield		10,354	6,721	3,128	505
Perinton	1	371	258	95	18
	2	266	178	76	12
	3	245	170	67	8
	4	223	152	66	5
	5	140	84	46	10
	6	264	178	76	10
	7	317	220	84	13
	8	243	163	75	5
	9	367	252	101	14

PROPOSAL NUMBER THREE  
 AN AMENDMENT  
 AUTHORIZING THE USE OF FOREST PRESERVE LAND FOR SPECIFIED PURPOSES  
 DETAIL

<u>LEGISLATIVE DISTRICT OR TOWN</u>	<u>ELECTION DISTRICT</u>	<u>TOTAL VOTES</u>	<u>YES</u>	<u>NO</u>	<u>BLANK AND VOID</u>
Perinton					
	10	305	207	88	10
	11	179	103	69	7
	12	203	142	54	7
	13	219	159	48	12
	14	290	187	90	13
	15	211	135	68	8
	16	208	126	75	7
	17	285	187	80	18
	18	271	183	78	10
	19	277	177	91	9
	20	226	160	59	7
	21	333	210	106	17
	22	207	137	63	7
	23	402	260	132	10
	24	435	301	111	23
	25	216	144	66	6
	26	276	192	77	7
	27	227	151	69	7
	28	226	150	63	13
	29	154	107	44	3
	30	249	170	69	10
	31	303	210	77	16
	32	209	134	68	7
	33	278	194	69	15
	34	286	187	80	19
	35	215	150	62	3
	36	150	94	48	8
	37	271	194	65	12
	38	337	207	114	16
	39	322	209	94	19
	40	189	127	53	9
	41	178	120	45	13
	42	218	138	73	7
	43	472	325	123	24
	44	204	145	47	12
	45	455	306	132	17
	46	135	84	45	6
	47	270	161	101	8
	48	216	148	61	7
	49	203	145	51	7
	50	61	27	30	4
	51	264	192	67	5
	52	236	144	71	21
	53	201	141	55	5
	54	413	297	94	22

PROPOSAL NUMBER THREE  
 AN AMENDMENT  
 AUTHORIZING THE USE OF FOREST PRESERVE LAND FOR SPECIFIED PURPOSES  
 DETAIL

LEGISLATIVE DISTRICT OR TOWN	ELECTION DISTRICT	TOTAL VOTES	YES	NO	BLANK AND VOID
Perinton					
	55	264	190	66	8
	56	368	249	107	12
Perinton		<u>14,553</u>	<u>9,761</u>	<u>4,184</u>	<u>608</u>
Pittsford					
	1	231	157	59	15
	2	281	175	87	19
	3	411	295	84	32
	4	343	234	96	13
	5	244	172	60	12
	6	173	111	47	15
	7	129	86	36	7
	8	252	186	55	11
	9	286	204	67	15
	10	286	193	77	16
	11	230	139	80	11
	12	248	172	69	7
	13	212	128	77	7
	14	330	232	82	16
	15	148	87	56	5
	16	234	162	64	8
	17	321	206	108	7
	18	209	145	57	7
	19	190	133	49	8
	20	294	216	71	7
	21	266	180	75	11
	22	338	217	104	17
	23	257	167	73	17
	24	301	218	66	17
	25	311	218	73	20
	26	273	194	68	11
	27	266	174	82	10
	28	229	167	54	8
	29	286	185	85	16
	30	229	159	61	9
	31	306	209	80	17
	32	309	209	83	17
	33	330	213	107	10
	34	292	193	82	17
Pittsford		<u>9,045</u>	<u>6,136</u>	<u>2,474</u>	<u>435</u>
Riga					
	1	427	264	147	16
	2	308	174	121	13
	3	245	136	97	12
	4	273	164	101	8

PROPOSAL NUMBER THREE  
 AN AMENDMENT  
 AUTHORIZING THE USE OF FOREST PRESERVE LAND FOR SPECIFIED PURPOSES  
 DETAIL

LEGISLATIVE DISTRICT OR TOWN	ELECTION DISTRICT	TOTAL VOTES	YES	NO	BLANK AND VOID
Riga					
	5	282	173	99	10
	6	220	117	97	6
		<u>1,755</u>	<u>1,028</u>	<u>662</u>	<u>65</u>
Riga					
Rush					
	1	321	201	110	10
	2	210	123	74	13
	3	339	225	106	8
	4	307	185	112	10
		<u>1,177</u>	<u>734</u>	<u>402</u>	<u>41</u>
Rush					
Sweden					
	1	271	169	88	14
	2	106	68	34	4
	3	296	150	131	15
	4	316	168	136	12
	5	76	47	25	4
	6	241	125	97	19
	7	310	198	102	10
	8	249	144	97	8
	9	187	97	78	12
	10	402	211	174	17
	11	79	46	29	4
	12	252	144	94	14
		<u>2,785</u>	<u>1,567</u>	<u>1,085</u>	<u>133</u>
Sweden					
Webster					
	1	289	200	85	4
	2	302	190	103	9
	3	365	249	99	17
	4	135	78	48	9
	5	309	190	102	17
	6	178	101	67	10
	7	309	144	147	18
	8	263	159	92	12
	9	302	203	91	8
	10	580	345	207	28
	11	326	201	113	12
	12	345	240	92	13
	13	240	169	61	10
	14	256	163	85	8
	15	218	129	73	16
	16	317	185	108	24
	17	248	157	80	11
	18	195	128	58	9
	19	407	255	129	23
	20	374	227	127	20

PROPOSAL NUMBER THREE  
 AN AMENDMENT  
 AUTHORIZING THE USE OF FOREST PRESERVE LAND FOR SPECIFIED PURPOSES  
 DETAIL

<u>LEGISLATIVE DISTRICT OR TOWN</u>	<u>ELECTION DISTRICT</u>	<u>TOTAL VOTES</u>	<u>YES</u>	<u>NO</u>	<u>BLANK AND VOID</u>
Webster					
	21	354	218	123	13
	22	293	176	104	13
	23	238	161	67	10
	24	674	380	260	34
	25	119	58	46	15
	26	246	145	86	15
	27	369	214	129	26
	28	250	147	89	14
	29	189	116	64	9
	30	140	69	54	17
	31	323	198	102	23
	32	410	242	155	13
	33	290	189	82	19
	34	165	97	64	4
	35	207	127	68	12
	36	216	140	71	5
	37	429	267	144	18
	38	250	164	78	8
	39	281	179	86	16
	40	503	307	159	37
	41	386	245	122	19
	42	285	165	100	20
	43	205	127	68	10
Webster		12,780	7,844	4,288	648
Wheatland					
	1	231	129	90	12
	2	242	140	95	7
	3	257	153	102	2
	4	184	111	70	3
	5	278	164	102	12
Wheatland		1,192	697	459	36
TOWNS		142,254	86,101	48,744	7,409
GRAND TOTAL:		173,565	101,536	59,955	12,074

PROPOSAL NUMBER FOUR  
 HENRIETTA PROPOSITION NUMBER ONE  
 SHOULD HENRIETTA AUTHORIZE ISSUANCE OF UP TO \$10,000,000 IN BONDS FOR A NEW LIBRARY?

LEGISLATIVE DISTRICT OR TOWN	ELECTION DISTRICT	TOTAL VOTES	YES	NO	BLANK AND VOID
Henrietta					
	1	359	213	128	18
	2	276	158	112	6
	3	101	63	31	7
	4	245	149	79	17
	5	264	140	112	12
	6	248	152	82	14
	7	243	160	71	12
	8	290	151	132	7
	9	203	106	86	11
	10	253	137	111	5
	11	216	114	92	10
	12	255	157	89	9
	13	374	218	130	26
	14	224	125	85	14
	15	191	112	75	4
	16	303	179	112	12
	17	361	225	126	10
	18	339	200	126	13
	19	229	117	106	6
	20	425	271	139	15
	21	235	138	88	9
	22	423	277	137	9
	23	211	138	70	3
	24	281	153	116	12
	25	298	182	108	8
	26	560	335	211	14
	27	467	287	171	9
	28	365	235	122	8
	29	825	468	325	32
	30	580	336	215	29
	31	157	98	46	13
	32	422	258	146	18
	33	180	101	68	11
	34	165	94	64	7
	35	395	246	136	13
GRAND TOTAL:		10,963	6,493	4,047	423

PROPOSAL NUMBER FIVE  
 PERINTON PROPOSITION NUMBER ONE  
 SHOULD THE TERM OF OFFICE FOR TOWN CLERK BE FOUR YEARS INSTEAD OF TWO YEARS?

<u>LEGISLATIVE DISTRICT OR TOWN</u>	<u>ELECTION DISTRICT</u>	<u>TOTAL VOTES</u>	<u>YES</u>	<u>NO</u>	<u>BLANK AND VOID</u>
Perinton					
	1	371	208	147	16
	2	266	151	104	11
	3	245	135	101	9
	4	223	94	118	11
	5	140	61	69	10
	6	264	121	132	11
	7	317	172	136	9
	8	243	122	115	6
	9	367	193	154	20
	10	305	162	125	18
	11	179	81	92	6
	12	203	109	85	9
	13	219	131	74	14
	14	290	149	133	8
	15	211	105	97	9
	16	208	101	95	12
	17	285	148	114	23
	18	271	138	123	10
	19	277	142	125	10
	20	226	124	92	10
	21	333	147	169	17
	22	207	101	99	7
	23	402	235	153	14
	24	435	236	177	22
	25	216	91	116	9
	26	276	160	104	12
	27	227	115	97	15
	28	226	116	94	16
	29	154	72	72	10
	30	249	128	108	13
	31	303	151	131	21
	32	209	101	96	12
	33	278	148	121	9
	34	286	154	117	15
	35	215	112	96	7
	36	150	67	73	10
	37	271	148	116	7
	38	337	167	161	9
	39	322	164	142	16
	40	189	94	78	17
	41	178	89	75	14
	42	218	98	111	9
	43	472	236	210	26
	44	204	103	81	20

PROPOSAL NUMBER FIVE  
 PERINTON PROPOSITION NUMBER ONE  
 SHOULD THE TERM OF OFFICE FOR TOWN CLERK BE FOUR YEARS INSTEAD OF TWO YEARS?

<u>LEGISLATIVE DISTRICT OR TOWN</u>	<u>ELECTION DISTRICT</u>	<u>TOTAL VOTES</u>	<u>YES</u>	<u>NO</u>	<u>BLANK AND VOID</u>
Perinton					
	45	455	246	192	17
	46	135	61	70	4
	47	270	124	133	13
	48	216	109	97	10
	49	203	116	78	9
	50	61	25	31	5
	51	264	145	115	4
	52	236	133	81	22
	53	201	99	96	6
	54	413	222	170	21
	55	264	158	93	13
	56	368	186	171	11
GRAND TOTAL:		14,553	7,504	6,355	694



VOTER TURNOUT  
2017 GENERAL ELECTION  
SUMMARY

LEGISLATIVE DISTRICT OR TOWN	VOTERS ELIGIBLE	VOTED	PERCENT TURNOUT
Leg. Dist. 07	1,242	508	40.9
Leg. Dist. 21	12,588	4,230	33.6
Leg. Dist. 22	11,239	2,274	20.2
Leg. Dist. 23	12,461	5,201	41.7
Leg. Dist. 24	7,902	3,216	40.7
Leg. Dist. 25	11,917	3,334	28.0
Leg. Dist. 26	8,178	2,869	35.1
Leg. Dist. 27	14,315	4,549	31.8
Leg. Dist. 28	10,323	2,242	21.7
Leg. Dist. 29	12,157	2,888	23.8
CITY	102,322	31,311	30.6
Brighton	22,617	9,207	40.7
Chili	19,085	7,426	38.9
Clarkson	4,282	1,890	44.1
East Rochester	3,758	1,456	38.7
Gates	18,459	6,263	33.9
Greece	62,662	23,904	38.1
Hamlin	5,364	2,057	38.3
Henrietta	23,838	10,963	46.0
Irondequoit	34,393	13,461	39.1
Mendon	6,734	2,908	43.2
Ogden	13,117	5,093	38.8
Parma	10,509	3,985	37.9
Penfield	26,509	10,354	39.1
Perinton	33,961	14,553	42.9
Pittsford	20,191	9,045	44.8
Riga	3,988	1,755	44.0
Rush	2,684	1,177	43.9
Sweden	6,557	2,785	42.5
Webster	30,310	12,780	42.2
Wheatland	3,240	1,192	36.8
TOWNS	352,258	142,254	40.4
GRAND TOTAL:	454,580	173,565	38.2

VOTER TURNOUT  
2017 GENERAL ELECTION  
DETAIL

<u>LEGISLATIVE DISTRICT OR TOWN</u>	<u>ELECTION DISTRICT</u>	<u>VOTERS ELIGIBLE</u>	<u>VOTED</u>	<u>PERCENT TURNOUT</u>
Leg. Dist. 07	1/16-1	734	328	44.7
	2	508	180	35.4
Leg. Dist. 07		1,242	508	40.9
Leg. Dist. 21	1	440	274	62.3
	2	409	163	39.9
	3	342	101	29.5
	4	321	97	30.2
	5	281	129	45.9
	6	541	186	34.4
	7	703	327	46.5
	8	228	93	40.8
	9	510	200	39.2
	10	543	286	52.7
	11	578	145	25.1
	12	952	374	39.3
	13	306	116	37.9
	14	224	78	34.8
	15	720	232	32.2
	16	272	66	24.3
	17	566	169	29.9
	18	571	114	20.0
	19	346	69	19.9
	20	248	105	42.3
	21	468	127	27.1
	22	673	133	19.8
	23	580	135	23.3
	24	611	226	37.0
	25	558	126	22.6
	26	160	65	40.6
	27	437	94	21.5
Leg. Dist. 21		12,588	4,230	33.6
Leg. Dist. 22	1	750	158	21.1
	2	288	42	14.6
	3	490	77	15.7
	4	335	40	11.9
	5	485	71	14.6
	6	362	103	28.5
	7	348	43	12.4
	8	472	107	22.7
	9	353	59	16.7
	10	362	76	21.0
	11	537	147	27.4
	12	349	87	24.9
	13	210	45	21.4
	14	469	91	19.4
	15	705	92	13.0
	16	265	42	15.8
	17	280	49	17.5

VOTER TURNOUT  
2017 GENERAL ELECTION  
DETAIL

LEGISLATIVE DISTRICT OR TOWN	ELECTION DISTRICT	VOTERS ELIGIBLE	VOTED	PERCENT TURNOUT
Leg. Dist. 22	18	306	51	16.7
	19	377	47	12.5
	20	530	100	18.9
	21	326	60	18.4
	22	614	100	16.3
	23	353	67	19.0
	24	208	42	20.2
	25	753	284	37.7
	26	222	81	36.5
	27	490	113	23.1
Leg. Dist. 22		11,239	2,274	20.2
Leg. Dist. 23	1	218	80	36.7
	2	514	139	27.0
	3	391	114	29.2
	4	597	262	43.9
	5	322	91	28.3
	6	279	89	31.9
	7	495	179	36.2
	8	475	153	32.2
	9	299	133	44.5
	10	382	135	35.3
	11	436	183	42.0
	12	488	230	47.1
	13	430	175	40.7
	14	454	131	28.9
	15/29	425	113	26.6
	16	228	101	44.3
	17	597	276	46.2
	18	825	395	47.9
	19	489	258	52.8
	20	468	238	50.9
	21	368	208	56.5
	22	363	185	51.0
	23	318	115	36.2
	24	458	184	40.2
	25	563	316	56.1
	26	691	384	55.6
	27	322	162	50.3
	28	566	172	30.4
Leg. Dist. 23		12,461	5,201	41.7
Leg. Dist. 24	1	488	294	60.2
	2/23	366	220	60.1
	3/22	383	180	47.0
	4	598	256	42.8
	5/24	558	214	38.4
	6	348	141	40.5
	7/19	387	130	33.6
	8	362	144	39.8

VOTER TURNOUT  
2017 GENERAL ELECTION  
DETAIL

<u>LEGISLATIVE DISTRICT OR TOWN</u>	<u>ELECTION DISTRICT</u>	<u>VOTERS ELIGIBLE</u>	<u>VOTED</u>	<u>PERCENT TURNOUT</u>
Leg. Dist. 24	9	293	133	45.4
	10	593	262	44.2
	11/12	487	73	15.0
	13	508	210	41.3
	14	542	229	42.3
	15	596	224	37.6
	16	472	177	37.5
	17	176	79	44.9
	18	541	173	32.0
	20/21	204	77	37.7
Leg. Dist. 24		7,902	3,216	40.7
Leg. Dist. 25	1	583	237	40.7
	2	582	159	27.3
	3	611	213	34.9
	4/24	302	122	40.4
	5	529	136	25.7
	6	424	119	28.1
	7	742	183	24.7
	8	599	177	29.5
	9	304	72	23.7
	10	547	175	32.0
	11	317	76	24.0
	12/28	460	181	39.3
	13	563	133	23.6
	14	233	79	33.9
	15	434	109	25.1
	16	586	102	17.4
	17	428	91	21.3
	18	698	176	25.2
	19	183	53	29.0
	20	205	51	24.9
	21/28-19	456	93	20.4
	22	336	125	37.2
	23	341	20	5.9
	25	805	231	28.7
	26/27	248	74	29.8
	29/30	401	147	36.7
Leg. Dist. 25		11,917	3,334	28.0
Leg. Dist. 26	1	752	321	42.7
	2	374	119	31.8
	3	264	81	30.7
	4	405	185	45.7
	5	475	143	30.1
	6	421	118	28.0
	7	536	145	27.1
	8	541	148	27.4
	9	574	181	31.5
	10	580	168	29.0

VOTER TURNOUT  
2017 GENERAL ELECTION  
DETAIL

<u>LEGISLATIVE DISTRICT OR TOWN</u>	<u>ELECTION DISTRICT</u>	<u>VOTERS ELIGIBLE</u>	<u>VOTED</u>	<u>PERCENT TURNOUT</u>
Leg. Dist. 26	11	461	169	36.7
	12	465	166	35.7
	13	474	220	46.4
	14	495	213	43.0
	15	508	151	29.7
	16	450	189	42.0
	17	403	152	37.7
Leg. Dist. 26		8,178	2,869	35.1
Leg. Dist. 27	1	584	215	36.8
	2	596	231	38.8
	3	484	175	36.2
	4	635	252	39.7
	5	607	216	35.6
	6	617	179	29.0
	7	561	182	32.4
	8	1,040	318	30.6
	9	602	243	40.4
	10	532	204	38.3
	11	687	234	34.1
	12	518	170	32.8
	13	612	184	30.1
	14	464	159	34.3
	15	553	183	33.1
	16	607	185	30.5
	17	742	199	26.8
	18	782	164	21.0
	19	637	222	34.9
	20	480	109	22.7
	21	318	108	34.0
	22	560	119	21.3
	23	383	124	32.4
	25	314	68	21.7
	26	400	106	26.5
Leg. Dist. 27		14,315	4,549	31.8
Leg. Dist. 28	1	590	125	21.2
	2	396	89	22.5
	3	464	86	18.5
	4	338	86	25.4
	5	293	97	33.1
	6	618	225	36.4
	7	871	231	26.5
	8	529	124	23.4
	9	562	122	21.7
	10	254	36	14.2
	11	520	118	22.7
	12	408	62	15.2
	13	666	82	12.3
	14	681	109	16.0

VOTER TURNOUT  
2017 GENERAL ELECTION  
DETAIL

<u>LEGISLATIVE DISTRICT OR TOWN</u>	<u>ELECTION DISTRICT</u>	<u>VOTERS ELIGIBLE</u>	<u>VOTED</u>	<u>PERCENT TURNOUT</u>
Leg. Dist. 28	15	314	36	11.5
	16	461	123	26.7
	17	112	22	19.6
	18	530	102	19.2
	20	722	164	22.7
	21	651	149	22.9
	22	<u>343</u>	<u>54</u>	<u>15.7</u>
Leg. Dist. 28		10,323	2,242	21.7
Leg. Dist. 29	1/2	356	43	12.1
	3/8	167	38	22.8
	4	595	157	26.4
	5	617	132	21.4
	6	402	93	23.1
	7	292	120	41.1
	9	875	191	21.8
	10	832	168	20.2
	11	503	139	27.6
	12	769	146	19.0
	13	570	80	14.0
	14	218	47	21.6
	15	648	102	15.7
	16	284	43	15.1
	17	345	100	29.0
	18	390	173	44.4
	19	389	58	14.9
	20	851	181	21.3
	21	559	172	30.8
	22	212	104	49.1
	23	397	119	30.0
	24	829	178	21.5
	25/28	680	256	37.6
	26	<u>377</u>	<u>48</u>	<u>12.7</u>
Leg. Dist. 29		12,157	2,888	23.8
CITY		102,322	31,311	30.6
Brighton	1	596	280	47.0
	2	423	163	38.5
	3	513	220	42.9
	4	506	240	47.4
	5	524	251	47.9
	6	702	314	44.7
	7	454	189	41.6
	8	546	201	36.8
	9	462	234	50.6
	10	578	249	43.1
	11	603	284	47.1
	12	637	302	47.4
	13	355	175	49.3
	14	399	119	29.8

VOTER TURNOUT  
2017 GENERAL ELECTION  
DETAIL

<u>LEGISLATIVE DISTRICT OR TOWN</u>	<u>ELECTION DISTRICT</u>	<u>VOTERS ELIGIBLE</u>	<u>VOTED</u>	<u>PERCENT TURNOUT</u>
Brighton	15	430	185	43.0
	16	358	142	39.7
	17	343	120	35.0
	18	476	220	46.2
	19	329	143	43.5
	20	415	106	25.5
	21	446	202	45.3
	22	554	187	33.8
	23	412	175	42.5
	24	572	284	49.7
	25	392	193	49.2
	26	422	160	37.9
	27	377	169	44.8
	28	688	257	37.4
	29	391	133	34.0
	30	969	381	39.3
	31	425	217	51.1
	32	561	266	47.4
	33	577	237	41.1
	34	500	223	44.6
	35	475	167	35.2
	36	511	145	28.4
	37	393	158	40.2
	38	547	183	33.5
	39	432	205	47.5
	40	864	315	36.5
	41	770	240	31.2
	42	169	75	44.4
	43	576	205	35.6
	44	255	63	24.7
	45	411	109	26.5
	46	279	121	43.4
Brighton		22,617	9,207	40.7
Chili	1	423	199	47.0
	2	646	310	48.0
	3	631	267	42.3
	4	442	159	36.0
	5	516	215	41.7
	6	559	215	38.5
	7	350	105	30.0
	8	572	234	40.9
	9	543	239	44.0
	10	374	131	35.0
	11	614	229	37.3
	12	550	224	40.7
	13	778	328	42.2
	14	575	230	40.0
	15	465	197	42.4
	16	1,068	426	39.9
	17	1,221	581	47.6

VOTER TURNOUT  
2017 GENERAL ELECTION  
DETAIL

<u>LEGISLATIVE DISTRICT OR TOWN</u>	<u>ELECTION DISTRICT</u>	<u>VOTERS ELIGIBLE</u>	<u>VOTED</u>	<u>PERCENT TURNOUT</u>
Chili	18	629	213	33.9
	19	487	235	48.3
	20	752	270	35.9
	21	381	165	43.3
	22	693	178	25.7
	23	438	159	36.3
	24	1,198	446	37.2
	25	523	145	27.7
	26	717	284	39.6
	27	521	194	37.2
	28	486	167	34.4
	29	347	159	45.8
	30	403	90	22.3
	31	519	233	44.9
	32	<u>664</u>	<u>199</u>	<u>30.0</u>
Chili		19,085	7,426	38.9
Clarkson	1	823	356	43.3
	2	113	51	45.1
	3	609	297	48.8
	4	869	414	47.6
	5	1,366	511	37.4
	6	<u>502</u>	<u>261</u>	<u>52.0</u>
Clarkson		4,282	1,890	44.1
East Rochester	1	701	210	30.0
	2	537	216	40.2
	3	484	228	47.1
	4	489	177	36.2
	5	477	174	36.5
	6	558	266	47.7
	7	<u>512</u>	<u>185</u>	<u>36.1</u>
East Rochester		3,758	1,456	38.7
Gates	1	383	121	31.6
	2	491	172	35.0
	3	560	131	23.4
	4	522	169	32.4
	5	535	289	54.0
	6	585	191	32.6
	7	1,066	372	34.9
	8	400	156	39.0
	9	609	196	32.2
	10	300	109	36.3
	11	386	146	37.8
	12	378	129	34.1
	13	683	140	20.5
	14	430	142	33.0
	15	894	312	34.9
	16	452	148	32.7



VOTER TURNOUT  
2017 GENERAL ELECTION  
DETAIL

<u>LEGISLATIVE DISTRICT OR TOWN</u>	<u>ELECTION DISTRICT</u>	<u>VOTERS ELIGIBLE</u>	<u>VOTED</u>	<u>PERCENT TURNOUT</u>
Gates	17	566	154	27.2
	18	631	198	31.4
	19	461	192	41.6
	20	478	155	32.4
	21	489	191	39.1
	22	392	165	42.1
	23	498	185	37.1
	24	998	321	32.2
	25	453	142	31.3
	26	626	255	40.7
	27	719	218	30.3
	28	424	155	36.6
	29	538	154	28.6
	30	348	121	34.8
	31	424	157	37.0
	32	522	236	45.2
	33	328	70	21.3
34	514	154	30.0	
35	376	117	31.1	
Gates		18,459	6,263	33.9
Greece	1	453	180	39.7
	2	563	275	48.8
	3	437	170	38.9
	4	418	165	39.5
	5	406	138	34.0
	6	443	116	26.2
	7	600	181	30.2
	8	571	171	29.9
	9	535	171	32.0
	10	507	151	29.8
	11	286	61	21.3
	12	390	110	28.2
	13	445	183	41.1
	14	400	114	28.5
	15	451	183	40.6
	16	356	167	46.9
	17	678	272	40.1
18	594	256	43.1	
19	454	150	33.0	
20	558	160	28.7	
21	461	165	35.8	
22	426	141	33.1	
23	759	299	39.4	
24	647	282	43.6	
25	534	177	33.1	
26	404	147	36.4	
27	920	295	32.1	
28	689	268	38.9	
29	487	182	37.4	
30	385	136	35.3	

VOTER TURNOUT  
2017 GENERAL ELECTION  
DETAIL

<u>LEGISLATIVE DISTRICT OR TOWN</u>	<u>ELECTION DISTRICT</u>	<u>VOTERS ELIGIBLE</u>	<u>VOTED</u>	<u>PERCENT TURNOUT</u>
Greece				
	31	414	179	43.2
	32	610	160	26.2
	33	653	248	38.0
	34	555	266	47.9
	35	510	227	44.5
	36	736	260	35.3
	37	373	160	42.9
	38	784	314	40.1
	39	348	134	38.5
	40	493	168	34.1
	41	612	242	39.5
	42	537	167	31.1
	43	569	216	38.0
	44	698	328	47.0
	45	852	341	40.0
	46	451	98	21.7
	47	524	218	41.6
	48	374	151	40.4
	49	351	147	41.9
	50	489	222	45.4
	51	348	138	39.7
	52	691	269	38.9
	53	695	172	24.7
	54	601	273	45.4
	55	418	153	36.6
	56	655	268	40.9
	57	533	199	37.3
	58	650	268	41.2
	59	586	81	13.8
	60	495	178	36.0
	61	609	166	27.3
	62	740	265	35.8
	63	629	218	34.7
	64	484	165	34.1
	65	481	210	43.7
	66	342	120	35.1
	67	465	195	41.9
	68	635	268	42.2
	69	337	153	45.4
	70	1,423	634	44.6
	71	615	278	45.2
	72	779	316	40.6
	73	390	117	30.0
	74	613	163	26.6
	75	470	149	31.7
	76	407	191	46.9
	77	634	259	40.9
	78	401	141	35.2
	79	1,027	437	42.6
	80	681	306	44.9
	81	351	147	41.9

VOTER TURNOUT  
2017 GENERAL ELECTION  
DETAIL

<u>LEGISLATIVE DISTRICT OR TOWN</u>	<u>ELECTION DISTRICT</u>	<u>VOTERS ELIGIBLE</u>	<u>VOTED</u>	<u>PERCENT TURNOUT</u>
Greece	82	668	161	24.1
	83	408	95	23.3
	84	634	242	38.2
	85	697	272	39.0
	86	625	314	50.2
	87	490	177	36.1
	88	519	244	47.0
	89	454	204	44.9
	90	712	288	40.4
	91	946	402	42.5
	92	961	296	30.8
	93	793	272	34.3
	94	616	215	34.9
	95	473	128	27.1
	96	698	277	39.7
	97	937	453	48.3
	98	1,019	390	38.3
	99	599	266	44.4
	100	807	348	43.1
	101	363	163	44.9
	102	909	346	38.1
	103	611	307	50.2
	104	448	197	44.0
	105	697	361	51.8
	106	536	225	42.0
	107	449	166	37.0
	108	421	168	39.9
	109	797	318	39.9
Greece		62,662	23,904	38.1
Hamlin	1	590	163	27.6
	2	607	238	39.2
	3	591	239	40.4
	4	427	177	41.5
	5	539	189	35.1
	6	461	194	42.1
	7	688	326	47.4
	8	434	132	30.4
	9	391	120	30.7
	10	636	279	43.9
Hamlin		5,364	2,057	38.3
Henrietta	1	666	359	53.9
	2	554	276	49.8
	3	426	101	23.7
	4	650	245	37.7
	5	607	264	43.5
	6	561	248	44.2
	7	432	243	56.3
	8	550	290	52.7

VOTER TURNOUT  
2017 GENERAL ELECTION  
DETAIL

<u>LEGISLATIVE DISTRICT OR TOWN</u>	<u>ELECTION DISTRICT</u>	<u>VOTERS ELIGIBLE</u>	<u>VOTED</u>	<u>PERCENT TURNOUT</u>	
Henrietta	9	495	203	41.0	
	10	581	253	43.5	
	11	560	216	38.6	
	12	492	255	51.8	
	13	963	374	38.8	
	14	563	224	39.8	
	15	758	191	25.2	
	16	424	303	71.5	
	17	607	361	59.5	
	18	686	339	49.4	
	19	542	229	42.3	
	20	906	425	46.9	
	21	405	235	58.0	
	22	776	423	54.5	
	23	623	211	33.9	
	24	740	281	38.0	
	25	474	298	62.9	
	26	1,082	560	51.8	
	27	897	467	52.1	
	28	648	365	56.3	
	29	1,930	825	42.7	
	30	1,325	580	43.8	
	31	433	157	36.3	
	32	778	422	54.2	
	33	462	180	39.0	
	34	451	165	36.6	
	35	791	395	49.9	
	Henrietta		23,838	10,963	46.0
	Irondequoit	1	880	265	30.1
		2	400	171	42.8
		3	663	235	35.4
		4	264	104	39.4
		5	536	192	35.8
		6	754	374	49.6
		7	636	349	54.9
8		512	222	43.4	
9		575	204	35.5	
10		482	261	54.1	
11		305	124	40.7	
12		467	167	35.8	
13		655	282	43.1	
14	694	282	40.6		
15	573	295	51.5		
16	817	382	46.8		
17	359	154	42.9		
18	524	203	38.7		
19	666	218	32.7		
20	429	219	51.0		
21	534	236	44.2		
22	531	251	47.3		

VOTER TURNOUT  
2017 GENERAL ELECTION  
DETAIL

<u>LEGISLATIVE DISTRICT OR TOWN</u>	<u>ELECTION DISTRICT</u>	<u>VOTERS ELIGIBLE</u>	<u>VOTED</u>	<u>PERCENT TURNOUT</u>
Irondequoit	23	471	194	41.2
	24	457	208	45.5
	25	546	197	36.1
	26	495	106	21.4
	27	321	154	48.0
	28	479	164	34.2
	29	455	161	35.4
	30	477	224	47.0
	31	630	317	50.3
	32	534	205	38.4
	33	407	157	38.6
	34	744	306	41.1
	35	383	151	39.4
	36	492	91	18.5
	37	468	162	34.6
	38	394	101	25.6
	39	146	73	50.0
	40	280	126	45.0
	41	530	172	32.5
	42	506	255	50.4
	43	450	162	36.0
	44	877	416	47.4
	45	402	145	36.1
	46	533	196	36.8
	47	193	84	43.5
	48	446	219	49.1
	49	645	288	44.7
	50	514	87	16.9
	51	570	315	55.3
	52	646	190	29.4
	53	503	136	27.0
	54	183	64	35.0
	55	587	232	39.5
	56	414	158	38.2
	57	733	248	33.8
	58	650	224	34.5
	59	468	169	36.1
	60	521	220	42.2
	61	630	284	45.1
	62	508	246	48.4
	63	418	152	36.4
	64	277	37	13.4
	65	405	132	32.6
	66	414	59	14.3
	67	410	138	33.7
	68	<u>525</u>	<u>146</u>	<u>27.8</u>
Irondequoit		34,393	13,461	39.1
Mendon	1	904	367	40.6
	2	775	336	43.4
	3	849	402	47.3

VOTER TURNOUT  
2017 GENERAL ELECTION  
DETAIL

<u>LEGISLATIVE DISTRICT OR TOWN</u>	<u>ELECTION DISTRICT</u>	<u>VOTERS ELIGIBLE</u>	<u>VOTED</u>	<u>PERCENT TURNOUT</u>
Mendon	4	649	273	42.1
	5	779	362	46.5
	6	810	330	40.7
	7	896	375	41.9
	8	383	149	38.9
	9	689	314	45.6
Mendon		<u>6,734</u>	<u>2,908</u>	<u>43.2</u>
Ogden	1	563	254	45.1
	2	577	271	47.0
	3	894	387	43.3
	4	568	234	41.2
	5	565	231	40.9
	6	765	247	32.3
	7	380	155	40.8
	8	771	252	32.7
	9	590	227	38.5
	10	590	252	42.7
	11	641	252	39.3
	12	812	278	34.2
	13	634	246	38.8
	14	616	196	31.8
	15	808	335	41.5
	16	399	159	39.8
	17	564	228	40.4
	18	907	276	30.4
	19	751	298	39.7
	20	722	315	43.6
Ogden		<u>13,117</u>	<u>5,093</u>	<u>38.8</u>
Parma	1	720	309	42.9
	2	797	326	40.9
	3	607	237	39.0
	4	664	222	33.4
	5	461	189	41.0
	6	322	104	32.3
	7	606	211	34.8
	8	803	382	47.6
	9	721	270	37.4
	10	686	265	38.6
	11	705	299	42.4
	12	878	253	28.8
	13	1,174	448	38.2
	14	621	186	30.0
	15	744	284	38.2
Parma		<u>10,509</u>	<u>3,985</u>	<u>37.9</u>
Penfield	1	333	94	28.2
	2	597	228	38.2
	3	558	226	40.5

VOTER TURNOUT  
2017 GENERAL ELECTION  
DETAIL

<u>LEGISLATIVE DISTRICT OR TOWN</u>	<u>ELECTION DISTRICT</u>	<u>VOTERS ELIGIBLE</u>	<u>VOTED</u>	<u>PERCENT TURNOUT</u>
Penfield	4	822	322	39.2
	5	597	267	44.7
	6	544	201	36.9
	7	547	253	46.3
	8	532	159	29.9
	9	653	299	45.8
	10	485	162	33.4
	11	382	146	38.2
	12	560	251	44.8
	13	907	291	32.1
	14	759	310	40.8
	15	872	336	38.5
	16	265	134	50.6
	17	593	258	43.5
	18	451	193	42.8
	19	818	375	45.8
	20	698	298	42.7
	21	669	272	40.7
	22	595	214	36.0
	23	812	320	39.4
	24	797	319	40.0
	25	497	199	40.0
	26	416	161	38.7
	27	621	300	48.3
	28	566	183	32.3
	29	907	300	33.1
	30	1,037	419	40.4
	31	400	155	38.8
	32	411	148	36.0
	33	564	229	40.6
	34	582	198	34.0
	35	883	316	35.8
	36	602	233	38.7
	37	1,099	427	38.9
	38	434	155	35.7
	39	477	175	36.7
	40	800	280	35.0
	41	766	341	44.5
	42	601	207	34.4
Penfield		<u>26,509</u>	<u>10,354</u>	<u>39.1</u>
Perinton	1	945	371	39.3
	2	704	266	37.8
	3	476	245	51.5
	4	513	223	43.5
	5	353	140	39.7
	6	497	264	53.1
	7	632	317	50.2
	8	557	243	43.6
	9	812	367	45.2
	10	665	305	45.9

VOTER TURNOUT  
2017 GENERAL ELECTION  
DETAIL

<u>LEGISLATIVE DISTRICT OR TOWN</u>	<u>ELECTION DISTRICT</u>	<u>VOTERS ELIGIBLE</u>	<u>VOTED</u>	<u>PERCENT TURNOUT</u>
Perinton	11	434	179	41.2
	12	513	203	39.6
	13	459	219	47.7
	14	552	290	52.5
	15	676	211	31.2
	16	447	208	46.5
	17	562	285	50.7
	18	579	271	46.8
	19	530	277	52.3
	20	546	226	41.4
	21	694	333	48.0
	22	402	207	51.5
	23	902	402	44.6
	24	960	435	45.3
	25	434	216	49.8
	26	592	276	46.6
	27	480	227	47.3
	28	442	226	51.1
	29	347	154	44.4
	30	601	249	41.4
	31	681	303	44.5
	32	513	209	40.7
	33	608	278	45.7
	34	718	286	39.8
	35	514	215	41.8
	36	435	150	34.5
	37	570	271	47.5
	38	807	337	41.8
	39	787	322	40.9
	40	436	189	43.3
	41	384	178	46.4
	42	627	218	34.8
	43	1,096	472	43.1
	44	482	204	42.3
	45	1,082	455	42.1
	46	344	135	39.2
	47	723	270	37.3
	48	484	216	44.6
	49	483	203	42.0
	50	338	61	18.0
	51	766	264	34.5
	52	689	236	34.3
	53	458	201	43.9
	54	1,031	413	40.1
	55	603	264	43.8
	56	996	368	36.9
Perinton		33,961	14,553	42.9
Pittsford	1	463	231	49.9
	2	497	281	56.5
	3	795	411	51.7



VOTER TURNOUT  
2017 GENERAL ELECTION  
DETAIL

<u>LEGISLATIVE DISTRICT OR TOWN</u>	<u>ELECTION DISTRICT</u>	<u>VOTERS ELIGIBLE</u>	<u>VOTED</u>	<u>PERCENT TURNOUT</u>
Pittsford	4	724	343	47.4
	5	463	244	52.7
	6	399	173	43.4
	7	277	129	46.6
	8	545	252	46.2
	9	588	286	48.6
	10	788	286	36.3
	11	463	230	49.7
	12	584	248	42.5
	13	393	212	53.9
	14	695	330	47.5
	15	553	148	26.8
	16	494	234	47.4
	17	726	321	44.2
	18	540	209	38.7
	19	348	190	54.6
	20	621	294	47.3
	21	613	266	43.4
	22	699	338	48.4
	23	510	257	50.4
	24	658	301	45.7
	25	715	311	43.5
	26	570	273	47.9
	27	514	266	51.8
	28	541	229	42.3
	29	549	286	52.1
	30	530	229	43.2
	31	724	306	42.3
	32	621	309	49.8
	33	948	330	34.8
	34	<u>1,043</u>	<u>292</u>	<u>28.0</u>
Pittsford		20,191	9,045	44.8
Riga	1	947	427	45.1
	2	667	308	46.2
	3	528	245	46.4
	4	657	273	41.6
	5	599	282	47.1
	6	<u>590</u>	<u>220</u>	<u>37.3</u>
Riga		3,988	1,755	44.0
Rush	1	765	321	42.0
	2	497	210	42.3
	3	699	339	48.5
	4	<u>723</u>	<u>307</u>	<u>42.5</u>
Rush		2,684	1,177	43.9
Sweden	1	645	271	42.0
	2	373	106	28.4
	3	765	296	38.7

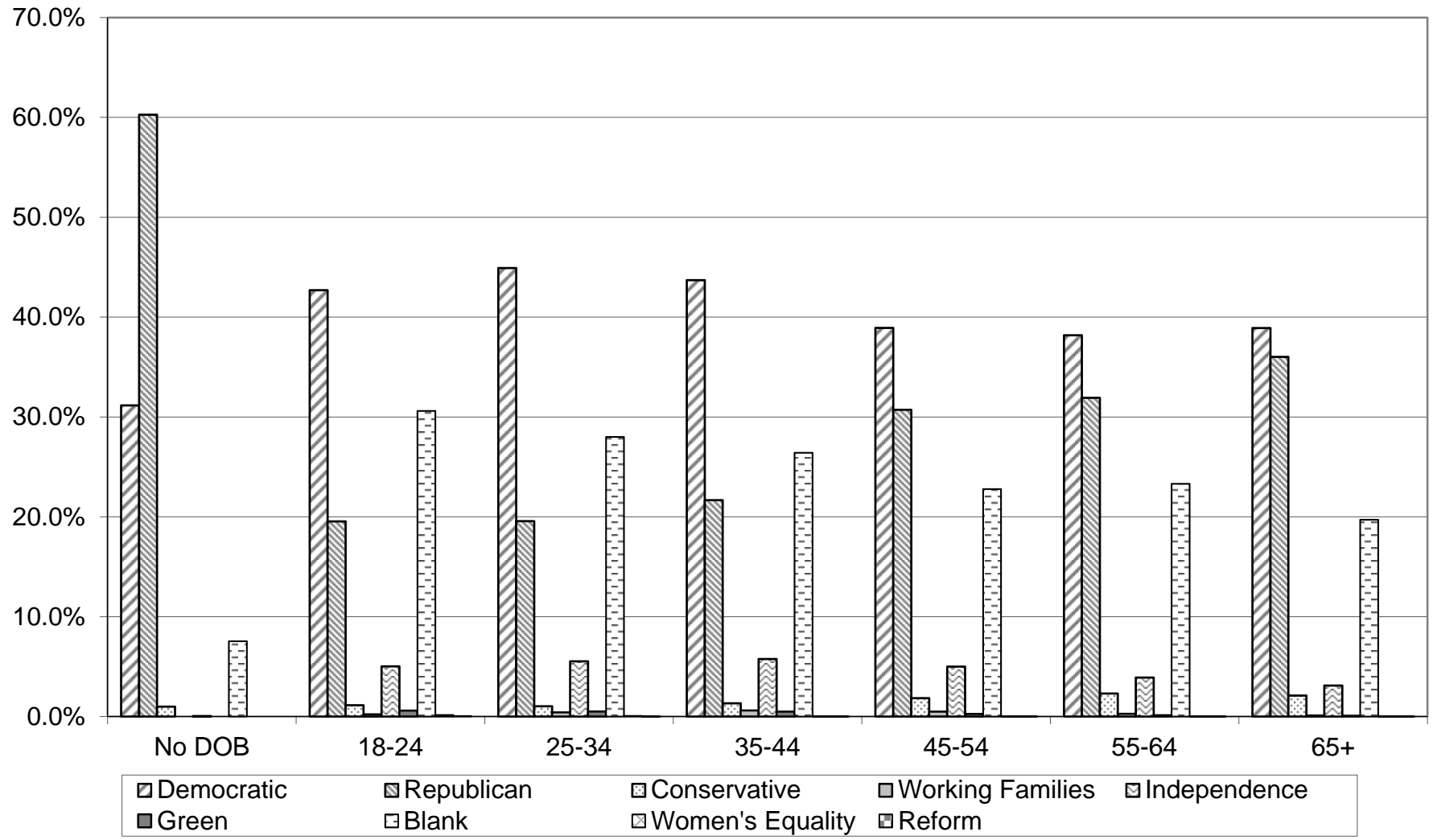
VOTER TURNOUT  
2017 GENERAL ELECTION  
DETAIL

<u>LEGISLATIVE DISTRICT OR TOWN</u>	<u>ELECTION DISTRICT</u>	<u>VOTERS ELIGIBLE</u>	<u>VOTED</u>	<u>PERCENT TURNOUT</u>
Sweden	4	752	316	42.0
	5	168	76	45.2
	6	560	241	43.0
	7	596	310	52.0
	8	521	249	47.8
	9	551	187	33.9
	10	827	402	48.6
	11	260	79	30.4
	12	539	252	46.8
Sweden		6,557	2,785	42.5
Webster	1	543	289	53.2
	2	969	302	31.2
	3	728	365	50.1
	4	366	135	36.9
	5	606	309	51.0
	6	555	178	32.1
	7	717	309	43.1
	8	551	263	47.7
	9	590	302	51.2
	10	1,339	580	43.3
	11	693	326	47.0
	12	761	345	45.3
	13	544	240	44.1
	14	520	256	49.2
	15	452	218	48.2
	16	926	317	34.2
	17	578	248	42.9
	18	440	195	44.3
	19	913	407	44.6
	20	874	374	42.8
	21	806	354	43.9
	22	662	293	44.3
	23	516	238	46.1
	24	1,512	674	44.6
	25	333	119	35.7
	26	753	246	32.7
	27	916	369	40.3
	28	637	250	39.2
	29	440	189	43.0
	30	532	140	26.3
	31	804	323	40.2
	32	827	410	49.6
	33	629	290	46.1
	34	362	165	45.6
	35	440	207	47.0
	36	549	216	39.3
	37	1,038	429	41.3
	38	724	250	34.5
	39	571	281	49.2
	40	1,477	503	34.1

VOTER TURNOUT  
2017 GENERAL ELECTION  
DETAIL

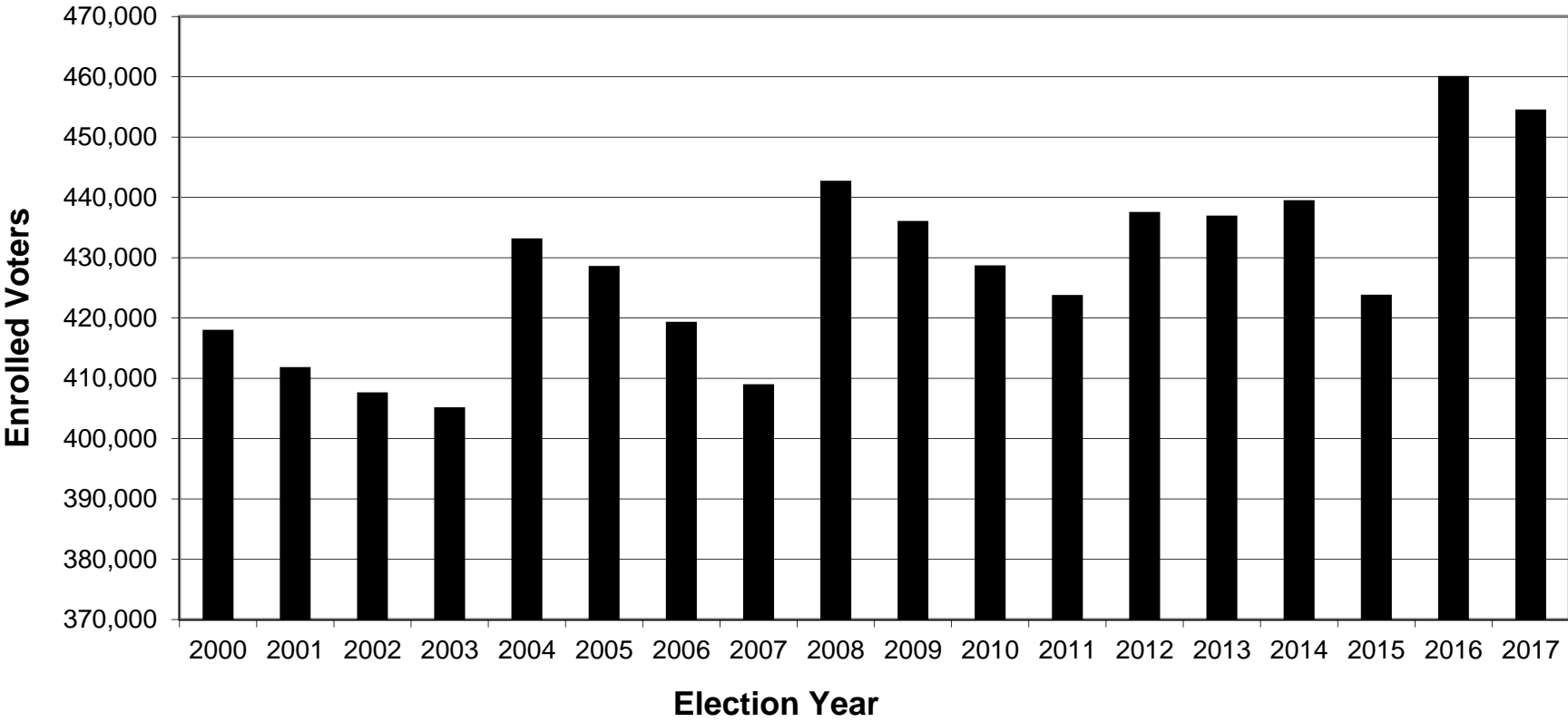
<u>LEGISLATIVE DISTRICT OR TOWN</u>	<u>ELECTION DISTRICT</u>	<u>VOTERS ELIGIBLE</u>	<u>VOTED</u>	<u>PERCENT TURNOUT</u>
Webster				
	41	870	386	44.4
	42	686	285	41.5
	43	561	205	36.5
Webster		30,310	12,780	42.2
Wheatland				
	1	567	231	40.7
	2	586	242	41.3
	3	756	257	34.0
	4	655	184	28.1
	5	676	278	41.1
Wheatland		3,240	1,192	36.8
TOWNS		352,258	142,254	40.4
GRAND TOTAL:		454,580	173,565	38.2

# PARTY ENROLLMENTS BY AGE

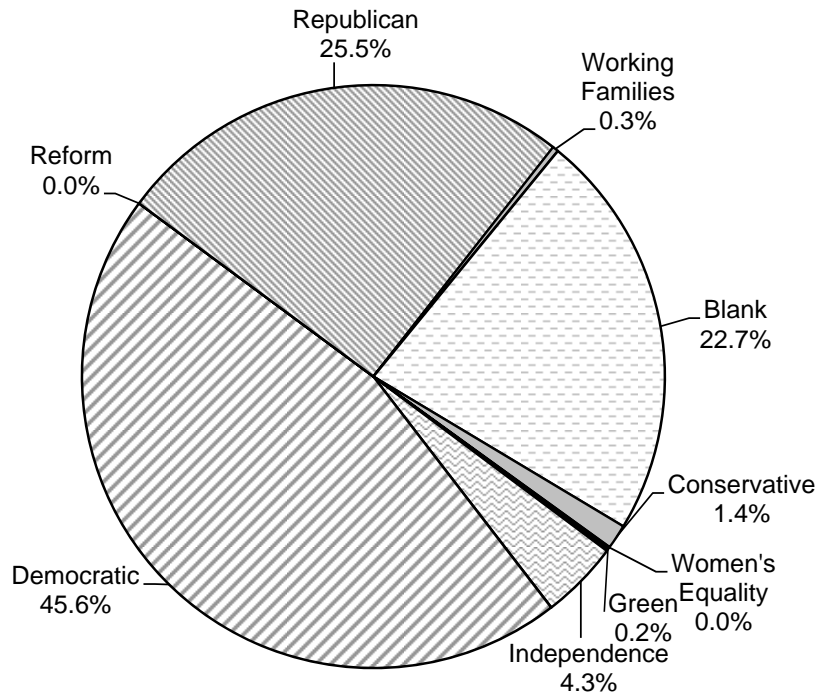


# Voter Registration

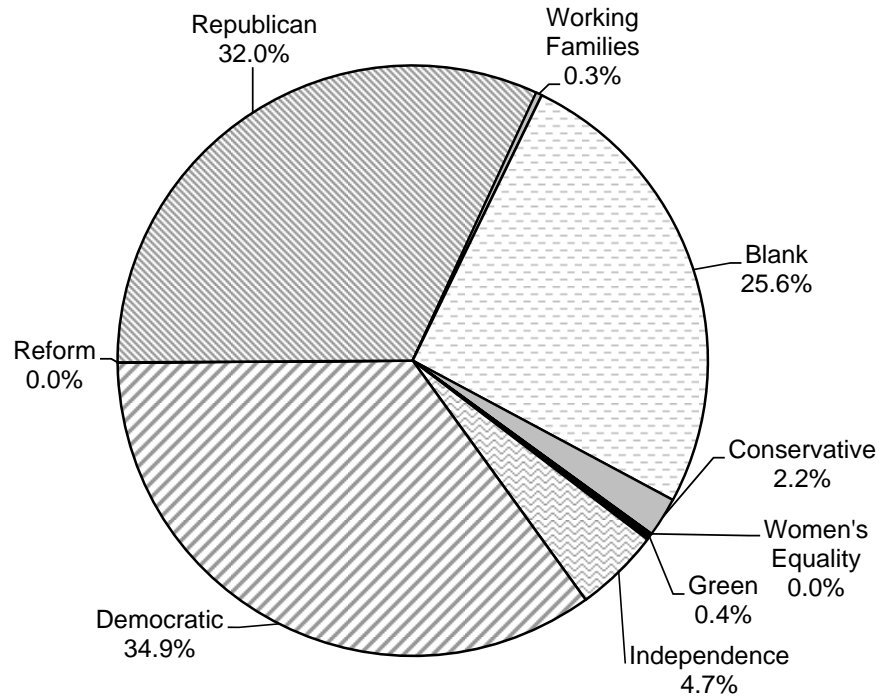
For 2000 to 2017 General Elections



# PROFILE OF PARTY ENROLLMENTS BY GENDER



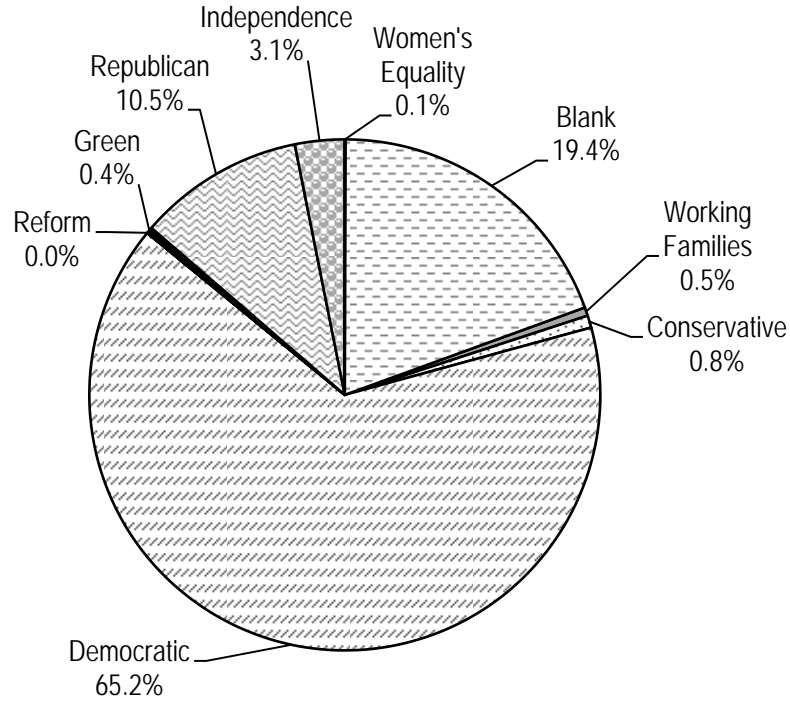
**Female**



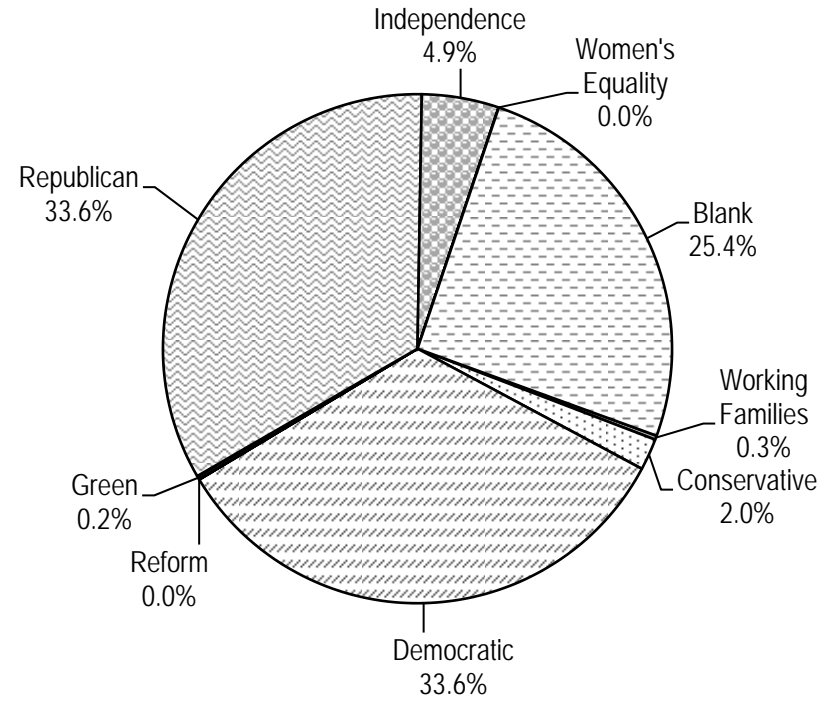
**Male**

# PROFILE OF PARTY ENROLLMENTS

By Location

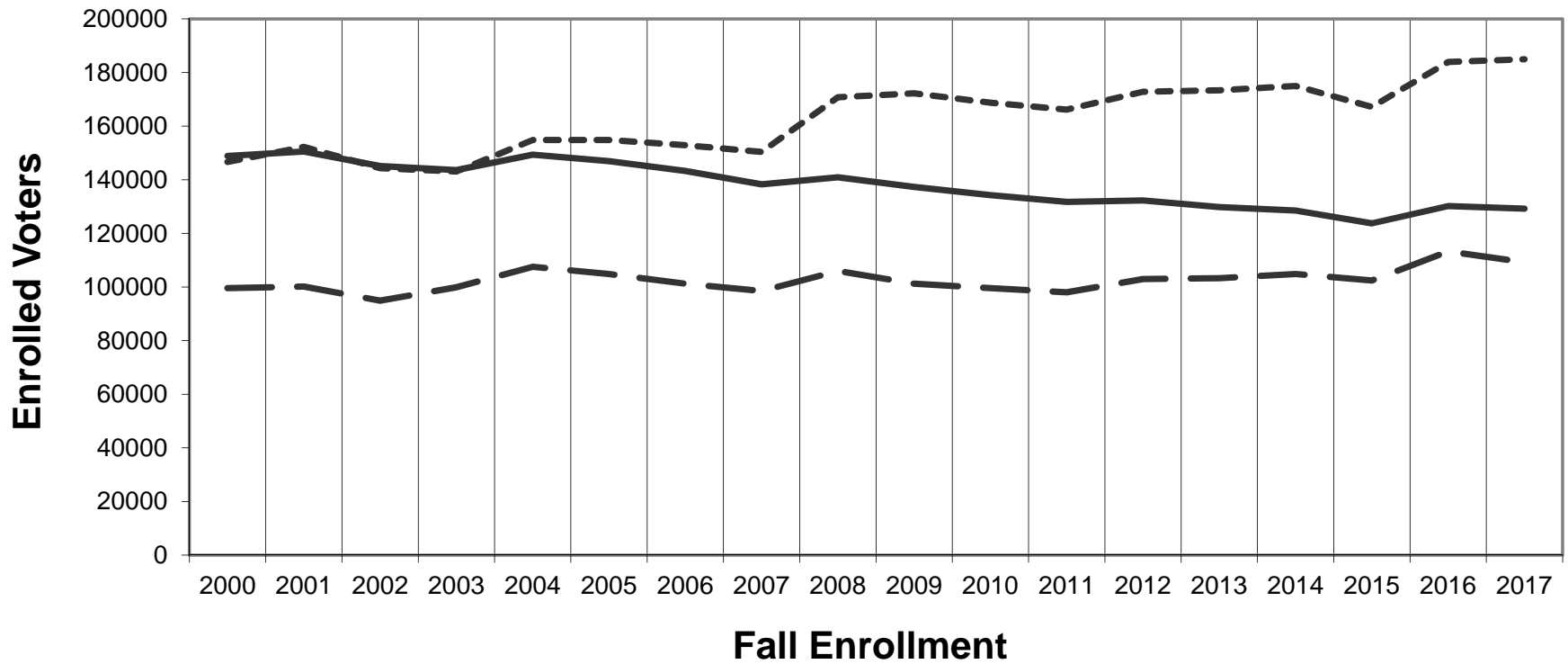


City



Towns

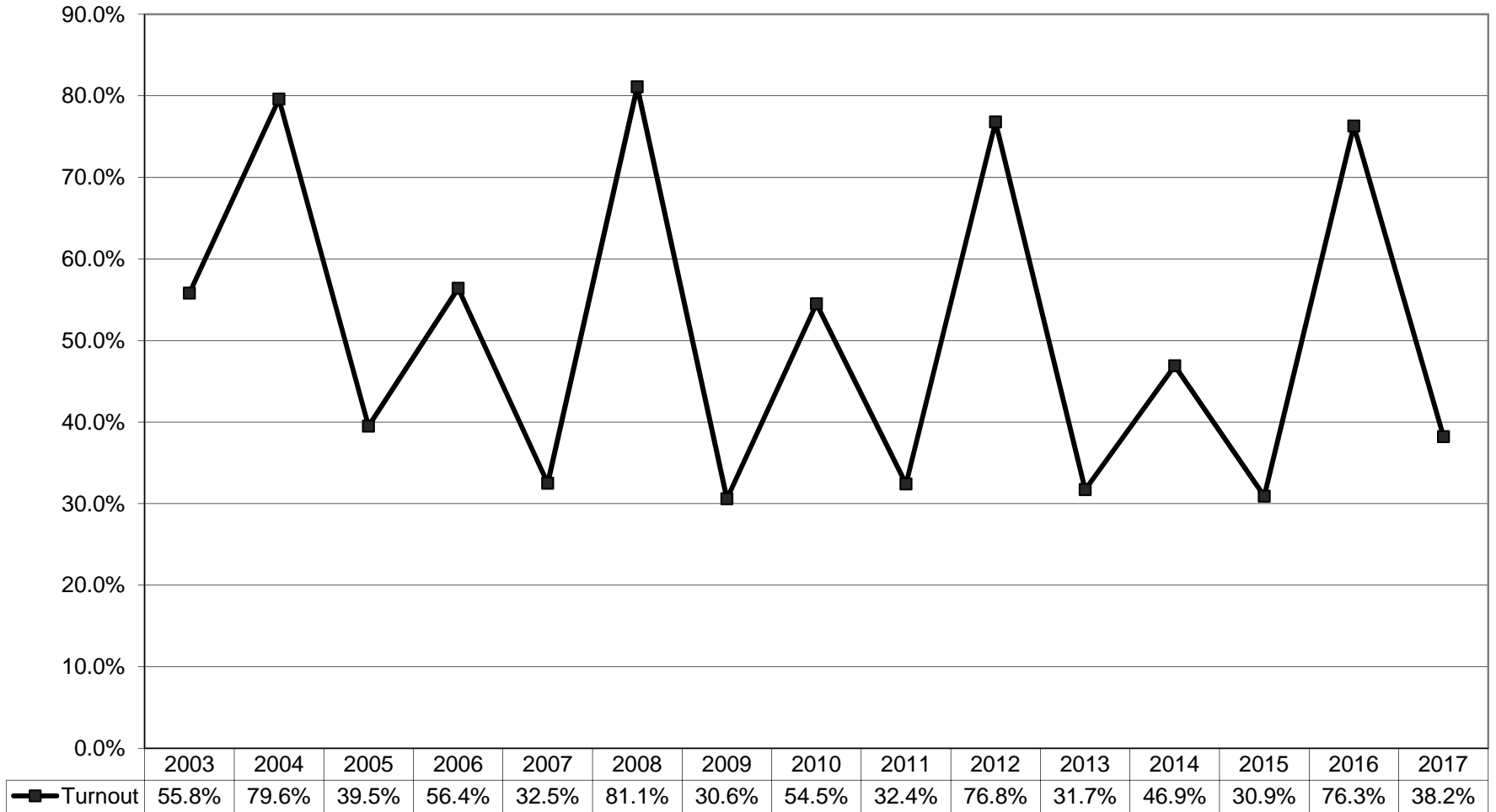
# Party Enrollment Trends



— Republican    - - - Democrat    - . - Blank



# VOTER TURNOUT FOR THE GENERAL ELECTION 2003 Through 2017



## VOTER TURNOUT HISTORY

Year	Registered Voters	Number Voting	Turnout
2017	454,580	173,565	38.2%
2016	460,140	351,114	76.3%
2015	423,859	130,812	30.9%
2014	439,534	205,990	46.9%
2013	436,978	138,384	31.7%
2012	437,858	336,447	76.8%
2011	423,833	137,514	32.4%
2010	428,736	233,802	54.5%
2009	436,090	133,427	30.6%
2008	442,771	359,083	81.1%
2007	409,701	132,973	32.5%
2006	419,368	236,477	56.4%
2005	428,643	169,183	39.5%
2004	433,210	344,860	79.6%
2003	405,192	226,044	55.8%
2002	407,664	236,691	58.1%
2001	411,870	180,140	43.7%
2000	418,041	322,394	77.1%
1999	398,605	156,007	39.1%
1998	398,749	243,338	61.0%
1997	400,304	175,945	44.0%
1996	401,311	313,531	78.1%
1995	370,380	162,805	44.0%
1994	375,974	260,831	69.4%
1993	372,647	171,732	46.1%
1992	386,447	344,009	89.0%
1991	332,460	236,403	71.1%
1990	339,430	226,634	66.8%
1989	347,479	184,047	53.0%
1988	370,663	314,046	84.7%
1987	329,156	215,370	65.4%
1986	339,971	230,498	67.8%
1985	353,149	154,123	43.6%
1984	380,186	320,191	84.2%
1983	348,622	225,376	64.6%
1982	340,165	256,092	75.3%
1981	329,075	194,989	59.3%
1980	349,265	310,042	88.8%