



## **MONROE COUNTY BOARD OF ELECTIONS**

39 WEST MAIN STREET • ROCHESTER, NEW YORK 14614 • (585) 753-1550  
TTD# 753-1544

PETER M. QUINN  
*COMMISSIONER*

THOMAS F. FERRARESE  
*COMMISSIONER*

DOUGLAS E. FRENCH  
*DEPUTY COMMISSIONER*

COLLEEN ANDERSON  
*DEPUTY COMMISSIONER*

**OFFICIAL CANVASS  
OF THE  
BOARD OF CANVASSERS  
OF THE  
COUNTY OF MONROE**

**[www.monroecounty.gov/elections](http://www.monroecounty.gov/elections)**

IN RELATION TO THE VOTES GIVEN AT THE **VILLAGE ELECTIONS** HELD ON THE FIFTEENTH DAY OF MARCH, AND THE TWENTY FIRST DAY OF JUNE, THE **SPECIAL MAYORAL ELECTION** HELD ON THE TWENTY NINTH DAY OF MARCH, THE **SPECIAL CONGRESSIONAL ELECTION** HELD ON THE TWENTY FOURTH DAY OF MAY, THE **PRIMARY ELECTION** HELD ON THE THIRTEENTH DAY OF SEPTEMBER AND THE **GENERAL ELECTION** HELD IN SAID COUNTY ON THE EIGHTH DAY OF NOVEMBER

# **2011**

## CONTENTS

Canvass of Village Election Results.....	4
Canvass of Special Election - Mayor – City of Rochester.....	5
Canvass of Special Election - Representative in Congress – 26th District.....	5
Canvass of September Primary Results .....	6
Canvass of General Election Results .....	9
Seventh Judicial District Results by County .....	19
Listing of Party Abbreviations Appearing in Canvass .....	20
Text of Ballot Proposals Submitted to Voters .....	20
Party Enrollment Graph .....	21
 <b>March 29, 2011 Special Election Results:</b>	
Mayor – City of Rochester.....	22
 <b>May 24, 2011 Special Election Results:</b>	
Representative in Congress – 26th District.....	27
 <b>September 13, 2011 Primary Election Results:</b>	
Democratic – County Legislator – 25th District.....	31
Democratic – County Legislator – 29th District.....	32
Democratic – Member of City Council – Northwest District.....	33
Democratic – Member of City Council – South District .....	34
Democratic – Commissioner of Schools.....	35
Democratic – Brighton Supervisor .....	42
Democratic - Irondequoit Supervisor.....	43
Democratic – Irondequoit Member of Town Council.....	44
Republican – Irondequoit Member of Town Council .....	45
Republican – Parma Superintendent of Highways .....	46
Conservative – Chili Supervisor .....	47
Independence – County Legislator – 6th District .....	48
Independence – County Legislator – 16th District .....	49
Independence – County Legislator – 18th District .....	50
Independence – Chili Supervisor .....	51
Independence – Mendon Supervisor.....	52
Independence – Mendon Member of Town Council.....	53
 <b>November 8, 2011 General Election Results:</b>	
State Supreme Court Justice – 7th Judicial District.....	54
County Executive .....	76
County Court Judge .....	97
District Attorney.....	117
County Legislator 1st District.....	138
County Legislator 2nd District.....	139
County Legislator 3rd District .....	140
County Legislator 4th District .....	141

## CONTENTS

County Legislator 5th District .....	142
County Legislator 6th District .....	143
County Legislator 7th District .....	144
County Legislator 8th District .....	145
County Legislator 9th District .....	146
County Legislator 10th District .....	147
County Legislator 11th District .....	148
County Legislator 12th District .....	149
County Legislator 13th District .....	150
County Legislator 14th District .....	151
County Legislator 15th District .....	152
County Legislator 16th District .....	153
County Legislator 17th District .....	154
County Legislator 18th District .....	155
County Legislator 19th District .....	156
County Legislator 20th District .....	157
County Legislator 21st District .....	158
County Legislator 22nd District .....	159
County Legislator 23rd District .....	160
County Legislator 24th District .....	161
County Legislator 25th District .....	162
County Legislator 26th District .....	163
County Legislator 27th District .....	164
County Legislator 28th District .....	165
County Legislator 29th District .....	166
City Court Judge .....	167
Member of City Council – East District .....	174
Member of City Council – Northeast District .....	177
Member of City Council – Northwest District .....	180
Member of City Council – South District .....	183
Commissioner of Schools .....	186
Brighton Town Offices .....	204
Chili Town Offices .....	208
Clarkson Town Offices .....	213
East Rochester Town/Village Offices .....	216
Gates Town Offices .....	219
Greece Town Offices .....	223
Hamlin Town Offices .....	230
Henrietta Town Offices .....	234
Irondequoit Town Offices .....	238
Mendon Town Offices .....	245
Ogden Town Offices .....	250
Parma Town Offices .....	254
Penfield Town Offices .....	258

## CONTENTS

Perinton Town Offices.....	262
Pittsford Town Offices .....	268
Riga Town Offices.....	271
Rush Town Offices.....	275
Sweden Town Offices .....	280
Webster Town Offices .....	287
Wheatland Town Offices.....	291
Fairport Village Offices.....	295
City Proposal One, City Proposition Number One – Change to Mayoral Succession ....	296
Voter Turnout - 2011 General Election.....	303
Party Enrollment by Age.....	322
Voter Registration 1994 - 2011 .....	323
Party Enrollment by Gender .....	324
Party Enrollment by Location.....	325
Party Enrollment Trends .....	326
Voter Turnout General Elections 1999 – 2011.....	327
Voter Turnout History .....	328

**CANVASS OF VILLAGE ELECTION RESULTS**

We, Peter M. Quinn and Thomas F. Ferrarese, Board of Elections of the County of Monroe, having canvassed the votes cast at the following elections, do hereby certify that the candidates listed below received the votes set opposite their names:

**March 15, 2011**

**CHURCHVILLE VILLAGE MAYOR**

Peoples Party, Nancy L. Steedman ..... 132 Votes

**CHURCHVILLE VILLAGE TRUSTEE**

Peoples Party, Donald G. Suter..... 109 Votes

Real People Party, Timothy K. Jessop..... 59 Votes

Main Street Party, Diane F. Pusateri..... 109 Votes

**HONEOYE FALLS VILLAGE TRUSTEE**

Independent Party For Responsible Community Progress, Gerard T. Pavelsky.....30 Votes

Independent Party For Responsible Community Progress, Stanley E. Worboys, Jr.....31 Votes

**HONEOYE FALLS VILLAGE JUSTICE**

Liberty Party, Lawrence L. Kasperek .....29 Votes

**PITTSFORD VILLAGE TRUSTEE**

Republican, Timothy A. Galli..... 106 Votes

Republican, Lorie E. W. Boehlert..... 101 Votes

Independence, Timothy A. Galli..... 37 Votes

Independence, Lorie E. W. Boehlert..... 36 Votes

(Write-In), Stacey Freed ..... 61 Votes

**SCOTTSVILLE VILLAGE TRUSTEE – 2 YEAR TERM**

Traditional Village Party, Richard W. Clark ..... 31 Votes

**SPENCERPORT VILLAGE TRUSTEE**

Village First Party, David Wieme.....105 Votes

Victory Party, Carol J. Nellis-Ewell ..... 121 Votes

Progressive Party, Gary Penders..... 122 Votes

Peoples Party, Charles R. Hopson ..... 114 Votes

**June 21, 2011**

**BROCKPORT VILLAGE TRUSTEE – 1 YEAR TERM**

Less Taxes, More Brockport, Daniel P. Kuhn .....342 Votes

Revitalize Brockport, Margaret Blackman .....402 Votes

**CANVASS OF SPECIAL ELECTION RESULTS**

We, Peter M. Quinn and Thomas F. Ferrarese, Board of Elections of the County of Monroe, having canvassed the votes cast at the following Special Elections, do hereby certify that the candidates listed below received the votes set opposite their names:

**March 29, 2011**

**MAYOR - CITY OF ROCHESTER**

Democratic, Thomas S. Richards.....	12,471 Votes
Working Families-Independence, William A. Johnson, Jr.....	10,732 Votes
Green, Alexander J. White.....	2,221 Votes

**May 24, 2011**

**REPRESENTATIVE IN CONGRESS - 26th DISTRICT**

Democratic-Working Families, Kathy Courtney Hochul.....	9,129 Votes
Republican-Conservative-Independence, Jane L. Corwin.....	9,313 Votes
Green, Ian L. Murphy.....	381 Votes
Tea, Jack Davis.....	1,736 Votes

**CANVASS OF PRIMARY ELECTION RESULTS**

We, Peter M. Quinn and Thomas F. Ferrarese, Board of Elections of the County of Monroe, having canvassed the votes cast at the Primary Election held in this state on the 13th day of September, 2011, do hereby certify that the following votes were received:

**DEMOCRATIC PARTY**

**COUNTY LEGISLATOR – 25<sup>TH</sup> DISTRICT**

Anthony D. Reed..... 328 Votes  
John Lightfoot ..... 453 Votes

**COUNTY LEGISLATOR – 29<sup>TH</sup> DISTRICT**

Michael A. Patterson ..... 423 Votes  
Saul A. Maneiro ..... 360 Votes

**MEMBER OF CITY COUNCIL – NORTHWEST DISTRICT**

Carla M. Palumbo..... 541 Votes  
Thomas F. Brennan ..... 387 Votes

**MEMBER OF CITY COUNCIL – SOUTH DISTRICT**

Adam C. McFadden ..... 1,305 Votes  
Diane Watkins ..... 642 Votes

**COMMISSIONER OF SCHOOLS**

Malik D. Evans..... 4,360 Votes  
Allen K. Williams..... 2,654 Votes  
Mary B. Adams ..... 2,823 Votes  
Wallace R. Smith..... 1,551 Votes  
Willa Powell ..... 2,987 Votes  
Ernest S. Flagler ..... 2,082 Votes  
Melisza E. Campos..... 2,853 Votes  
Howard J. Eagle ..... 1,929 Votes

**BRIGHTON SUPERVISOR**

Susan Kramarsky..... 957 Votes  
William W. Moehle..... 1,096 Votes

**IRONDEQUOIT SUPERVISOR**

Mary Joyce D’ Aurizio..... 671 Votes  
Robert J. Ament..... 366 Votes

**IRONDEQUOIT MEMBER OF TOWN COUNCIL**

John Perticone ..... 798 Votes  
Christian W. Redder ..... 306 Votes  
Stephanie Aldersley..... 829 Votes

**REPUBLICAN PARTY**

**IRONDEQUOIT MEMBER OF TOWN COUNCIL**

Robert J. Nottell.....	561 Votes
Robert E. Moore.....	617 Votes
John Perticone .....	393 Votes
Stephanie Aldersley.....	407 Votes

**PARMA SUPERINTENDENT OF HIGHWAYS**

Brian F. Speer.....	544 Votes
Mike Clark.....	494 Votes

**CONSERVATIVE PARTY**

**CHILI SUPERVISOR**

David J. Dunning.....	70 Votes
George J. Barnett.....	18 Votes



**INDEPENDENCE PARTY**

**COUNTY LEGISLATOR – 6<sup>TH</sup> DISTRICT**

Walter J. Schiemann ..... 3 Votes  
Fred Ancello ..... 35 Votes

**COUNTY LEGISLATOR – 16<sup>TH</sup> DISTRICT**

Vincent J. Esposito ..... 93 Votes  
Opportunity To Ballot – Joseph Carbone ..... 47 Votes

**COUNTY LEGISLATOR – 18<sup>TH</sup> DISTRICT**

Kyran P. McCarthy ..... 5 Votes  
Ciaran Hanna ..... 31 Votes

**CHILI SUPERVISOR**

David J. Dunning ..... 20 Votes  
Dario Marchioni ..... 13 Votes

**MENDON SUPERVISOR**

John D. Moffitt ..... 25 Votes  
Opportunity To Ballot – Yvette Burri ..... 6 Votes

**MENDON MEMBER OF TOWN COUNCIL**

Michael E. Roberts ..... 26 Votes  
Wayne H. Menz ..... 26 Votes  
Opportunity To Ballot – Shari Stottler ..... 5 Votes  
Opportunity To Ballot – Byron Rubin ..... 4 Votes

## CANVASS OF GENERAL ELECTION RESULTS

We, Peter M. Quinn and Thomas F. Ferrarese, Board of Elections of the County of Monroe, having canvassed the votes cast at the General Election held in this state on the 8th day of November, 2011 hereby certify that the following candidates received the votes set opposite their names:

### *State Supreme Court Justice - 7th Judicial District*

Republican-Conservative-Independence, Nancy E. Smith.....	89,741 Votes
Republican-Conservative-Independence, Thomas E. Moran .....	90,173 Votes

### *County Executive*

Democratic-Working Families, Sandra L. Frankel.....	58,507 Votes
Republican-Conservative-Independence, Maggie Brooks. ....	77,050 Votes

### *County Court Judge*

Democratic-Working Families, Douglas A. Randall.....	69,967 Votes
Republican-Conservative-Independence, Gino M. Nitti .....	57,792 Votes

### *District Attorney*

Democratic, Sandra J. Doorley .....	77,174 Votes
Republican-Conservative-Independence, Bill Taylor.....	56,529 Votes

### *County Legislator 1<sup>st</sup> District*

Democratic-Working Families, Nicholas R. Coffee.....	1,965 Votes
Republican-Conservative-Independence, Dick Yolevich.....	3,545 Votes

### *County Legislator 2<sup>nd</sup> District*

Democratic, David M. Newman .....	1,012 Votes
Republican-Conservative-Independence, Mike Rockow .....	2,694 Votes

### *County Legislator 3<sup>rd</sup> District*

Republican-Conservative-Independence, Mary Valerio.....	4,376 Votes
---	-------------

### *County Legislator 4<sup>th</sup> District*

Democratic-Working Families, Sandra I. Oliver.....	1,601 Votes
Republican-Conservative-Independence, Steve Tucciarello .....	3,356 Votes

### *County Legislator 5<sup>th</sup> District*

Democratic-Working Families, Moe Bickweat .....	2,474 Votes
Republican-Conservative-Independence, Karla Boyce .....	3,288 Votes

### *County Legislator 6<sup>th</sup> District*

Democratic-Working Families, Richard A. Beebe.....	1,987 Votes
Republican-Conservative-Independence, Fred Ancello .....	2,649 Votes

### *County Legislator 7<sup>th</sup> District*

Republican-Conservative-Independence, Rick Antelli.....	3,746 Votes
---	-------------

*County Legislator 8<sup>th</sup> District*

Republican-Conservative-Independence, Carmen Gumina..... 4,285 Votes

*County Legislator 9<sup>th</sup> District*

Democratic-Working Families, Joan M. Roby-Davison ..... 1,990 Votes

Republican-Conservative-Independence, Debbie Drawe..... 3,997 Votes

*County Legislator 10<sup>th</sup> District*

Republican-Conservative-Independence, Anthony Daniele..... 4,582 Votes

*County Legislator 11<sup>th</sup> District*

Democratic, Susan L. Davis..... 1,754 Votes

Republican-Conservative-Independence, Mike Barker..... 3,695 Votes

*County Legislator 12<sup>th</sup> District*

Democratic-Working Families, Paula J. Randall..... 1,473 Votes

Republican-Conservative-Independence, Jeff Adair ..... 2,286 Votes

*County Legislator 13<sup>th</sup> District*

Democratic-Working Families, Diane E. McBride ..... 1,746 Votes

Republican-Conservative-Independence, John Howland..... 3,176 Votes

*County Legislator 14<sup>th</sup> District*

Democratic-Independence, Justin F. Wilcox..... 4,096 Votes

*County Legislator 15<sup>th</sup> District*

Democratic-Working Families, Carl F. Fitzsimmons..... 2,451 Votes

Republican-Conservative-Independence, Dan Quatro ..... 3,444 Votes

*County Legislator 16<sup>th</sup> District*

Democratic-Independence, Vincent J. Esposito ..... 3,834 Votes

Republican-Conservative-Working Families, Joseph Carbone..... 3,032 Votes

*County Legislator 17<sup>th</sup> District*

Democratic-Working Families-Independence, Ted O'Brien..... 2,961 Votes

Republican, Greg Devlin ..... 1,492 Votes

*County Legislator 18<sup>th</sup> District*

Democratic-Working Families, Darren Miller ..... 2,471 Votes

Republican-Conservative-Independence, Ciaran Hanna ..... 3,651 Votes

*County Legislator 19<sup>th</sup> District*

Democratic-Working Families, Todd Dunn ..... 1,666 Votes

Republican-Conservative-Independence, Jeffery L. McCann..... 3,243 Votes

*County Legislator 20<sup>th</sup> District*  
Republican-Conservative-Independence, Robert Colby..... 3,527 Votes

*County Legislator 21<sup>st</sup> District*  
Democratic-Working Families-Independence, Carrie M. Andrews..... 2,251 Votes

*County Legislator 22<sup>nd</sup> District*  
Democratic, Glenn J. Gamble..... 1,056 Votes

*County Legislator 23<sup>rd</sup> District*  
Democratic-Working Families-Independence, Paul E. Haney..... 3,969 Votes

*County Legislator 24<sup>th</sup> District*  
Democratic-Working Families-Independence, Joshua P. Bauroth..... 3,830 Votes  
Green, Christopher Edes..... 478 Votes

*County Legislator 25<sup>th</sup> District*  
Democratic, John Lightfoot..... 1,420 Votes  
Libertarian, Drew Beeman..... 197 Votes  
Neighbors United, Ann C. Lewis..... 387 Votes

*County Legislator 26<sup>th</sup> District*  
Democratic-Working Families, C. Stephen Eckel..... 1,732 Votes  
Republican-Conservative-Independence, Tony Micciche..... 1,938 Votes

*County Legislator 27<sup>th</sup> District*  
Democratic-Working Families, Willie J. Lightfoot..... 2,490 Votes  
Libertarian, Max B. Kessler..... 292 Votes

*County Legislator 28<sup>th</sup> District*  
Democratic-Working Families-Independence, Cynthia W. Kaleh..... 1,314 Votes

*County Legislator 29<sup>th</sup> District*  
Democratic-Working Families, Michael A. Patterson..... 1,366 Votes  
Independence, Saul A. Maneiro..... 370 Votes

*City Court Judge*  
Democratic, Melchor E. Castro ..... 15,885 Votes

*Member of City Council - East District*  
Democratic-Working Families-Independence, Elaine M. Spaul..... 5,929 Votes  
Republican, Richard D. Tyson..... 1,677 Votes

*Member of City Council - Northeast District*  
Democratic, Lovely A. Warren..... 2,704 Votes

*Member of City Council - Northwest District*

Democratic-Independence, Carla M. Palumbo .....	3,223 Votes
Republican, Andreas M. Rau .....	1,221 Votes

*Member of City Council - South District*

Democratic, Adam C. McFadden .....	3,835 Votes
Working Families, Diane Watkins .....	947 Votes
Green, Alexander J. White .....	616 Votes

*Commissioner of Schools*

Democratic-Independence, Malik D. Evans .....	14,954 Votes
Democratic-Green, Mary B. Adams .....	14,294 Votes
Democratic-Working Families, Willa Powell .....	14,277 Votes
Democratic-Working Families-Independence, Melisza E. Campos .....	15,781 Votes
Working Families-Rochester's Parents United, Mia C. Hodgins .....	3,713 Votes
Working Families, Glenny A. Williams .....	2,670 Votes
Green, Howard J. Eagle .....	2,615 Votes
Green, Wallace R. Smith .....	2,580 Votes

*Brighton Supervisor*

Democratic, William W. Moehle .....	4,996 Votes
Republican-Conservative, Brian C. Callahan .....	2,308 Votes
Independence, Susan Kramarsky .....	1,439 Votes

*Brighton Town Clerk*

Democratic, Daniel E. Aman .....	6,561 Votes
----------------------------------	-------------

*Brighton Town Justice*

Democratic-Working Families-Independence, Karen L. Morris .....	7,234 Votes
---	-------------

*Brighton Member of Town Council*

Democratic, Jason S. DiPonzio .....	5,833 Votes
Democratic, Christopher K. Werner .....	5,975 Votes
Republican-Conservative, David R. Rizzo .....	3,331 Votes

*Chili Supervisor*

Democratic-Working Families, Susan M. Vandervoort .....	2,989 Votes
Republican-Conservative-Independence, David J. Dunning .....	3,432 Votes

*Chili Town Clerk*

Democratic, Maxine D. Ferlicca .....	2,524 Votes
Republican-Conservative-Independence, Virginia L. Ignatowski .....	3,762 Votes

*Chili Town Justice*

Democratic, Daniel A. Melville .....	2,145 Votes
Republican-Conservative-Independence, Patrick J. Pietropaoli .....	4,035 Votes

*Chili Member of Town Council*

Democratic-Working Families-Green, Vinessa D. Buckland.....	2,386 Votes
Democratic-Working Families, Ryan T. Dooling.....	2,531 Votes
Republican-Conservative-Independence, Michael S. Slattery .....	4,025 Votes
Republican-Conservative-Independence, Jordan I. Brown .....	3,334 Votes

*Clarkson Supervisor*

Republican-Conservative-Independence, Paul M. Kimball .....	874 Votes
---	-----------

*Clarkson Town Clerk*

Republican-Conservative-Independence, Sharon S. Mattison .....	940 Votes
--	-----------

*Clarkson Member of Town Council*

Republican-Conservative, Christa L. Filipowicz.....	847 Votes
Republican-Conservative-Independence, Scott G. Tantalo .....	861 Votes

*East Rochester Mayor*

Democratic, Frederick L. Ricci.....	810 Votes
Republican-Conservative-Independence, Michael J. Flanigan .....	748 Votes
Bomber, Michael Zutes.....	50 Votes

*East Rochester Town Justice*

Democratic-Working Families, Terrence C. Brown-Steiner .....	856 Votes
Republican-Conservative-Independence, Kim Cammilleri .....	708 Votes

*East Rochester Village Trustee*

Republican-Conservative-Independence, Mark A. Florack .....	1,246 Votes
Republican-Conservative-Independence, John R. Alfieri .....	1,218 Votes

*Gates Supervisor*

Republican-Conservative-Independence, Mark W. Assini.....	4,433 Votes
---	-------------

*Gates Town Justice*

Democratic-Working Families, Norma A. Polizzi .....	1,949 Votes
Republican-Conservative-Independence, Sam Valleriani .....	3,264 Votes

*Gates Member of Town Council*

Democratic-Working Families, Francis A. Muscato .....	1,738 Votes
Democratic-Working Families, Mark A. McIntee.....	1,959 Votes
Republican-Conservative-Independence, Christopher B. DiPonzio.....	3,445 Votes
Republican-Conservative-Independence, Richard A. Warner.....	3,266 Votes

*Greece Town Justice*

Democratic, William H. King, Jr. ....	4,940 Votes
Republican-Conservative-Independence, Charles A. Schiano, Jr. ....	12,288 Votes

*Greece Member of Town Council - 1st Ward*

Republican-Conservative-Independence, Shannon J. O'Keefe.....	3,282 Votes
---	-------------

*Greece Member of Town Council - 2nd Ward*

Democratic-Working Families, Wendy J. Wright ..... 1,895 Votes  
Republican-Conservative-Independence, Brett C. Granville ..... 2,661 Votes

*Greece Member of Town Council - 3rd Ward*

Democratic-Working Families, Rita E. Garretson..... 1,735 Votes  
Republican-Conservative-Independence, Andrew J. Conlon ..... 2,457 Votes

*Greece Member of Town Council - 4th Ward*

Democratic, Norma J. Cummings..... 1,444 Votes  
Republican-Conservative-Independence, Kirk Morris ..... 2,822 Votes

*Hamlin Supervisor*

Democratic-Working Families/Liberty, Tommy E. Jensen ..... 518 Votes  
Republican-Conservative-Independence, Thomas N. Breslawski..... 1,155 Votes

*Hamlin Town Clerk*

Republican-Conservative-Independence, Kathi A. Rickman ..... 1,502 Votes

*Hamlin Town Justice*

Republican-Independence, Paul S. Rath..... 1,293 Votes

*Hamlin Member of Town Council*

Republican-Conservative-Independence, Martin C. Maier ..... 1,443 Votes  
Republican-Conservative-Independence, David G. Rose..... 1,406 Votes

*Henrietta Supervisor*

Republican-Conservative-Independence, Michael B. Yudelson ..... 4,946 Votes

*Henrietta Town Justice*

Republican-Conservative-Independence, Steven M. Donsky ..... 4,493 Votes  
Republican-Conservative-Independence, James F. Beikirch ..... 4,489 Votes  
Republican-Conservative-Independence, John G. Pericak..... 4,359 Votes

*Henrietta Member of Town Council*

Republican-Conservative-Independence, William J. Mulligan, Jr. .... 4,540 Votes  
Republican-Conservative-Independence, M. Rick Page ..... 4,567 Votes

*Irondequoit Supervisor*

Democratic-Republican-Conservative-Independence, Mary Joyce D'Aurizio ..... 10,275 Votes

*Irondequoit Town Justice*

Democratic-Republican-Conservative-Independence, Patrick K. Russi ..... 10,471 Votes

*Irondequoit Member of Town Council*

Democratic-Working Families-Independence, John Perticone .....	6,412 Votes
Democratic-Working Families-Independence, Stephanie Aldersley.....	6,512 Votes
Republican, Robert J. Nottell.....	4,666 Votes
Republican, Robert E. Moore .....	4,623 Votes

*Mendon Supervisor*

Democratic-Mendon's Future, Yvette Burri.....	775 Votes
Republican-Conservative-Independence, John D. Moffitt.....	1,873 Votes

*Mendon Town Clerk*

Republican-Conservative-Independence, James P. Merzke.....	2,259 Votes
--	-------------

*Mendon Town Justice*

Republican-Conservative-Independence, William P. Fletcher.....	2,215 Votes
--	-------------

*Mendon Member of Town Council*

Democratic-Mendon's Future, Shari Stottler.....	1,091 Votes
Democratic-Mendon's Future, Byron Rubin .....	803 Votes
Republican-Conservative-Independence, Michael E. Roberts .....	1,612 Votes
Republican-Conservative-Independence, Wayne H. Menz.....	1,646 Votes

*Mendon Superintendent of Highways*

Republican-Conservative, William E. Smith.....	2,176 Votes
--	-------------

*Ogden Supervisor*

Republican-Conservative-Independence, Gay H. Lenhard .....	2,860 Votes
--	-------------

*Ogden Town Clerk*

Republican-Conservative-Independence, Lynn A. Bianchi .....	2,986 Votes
---	-------------

*Ogden Town Justice*

Republican-Conservative-Independence, Michael P. Schiano .....	2,903 Votes
--	-------------

*Ogden Member of Town Council*

Republican-Conservative-Independence, David F. Feeney.....	2,870 Votes
Republican-Conservative-Independence, Malcolm E. Perry.....	2,793 Votes

*Parma Supervisor*

Republican-Conservative-Independence, Carmey R. Carmestro, Jr. ....	2,787 Votes
---	-------------

*Parma Town Justice*

Republican-Conservative-Independence, Michael A. Sciortino .....	3,023 Votes
--	-------------

*Parma Member of Town Council*

Republican-Conservative-Independence, James M. Smith .....	2,816 Votes
Republican-Conservative-Independence, Gary L. Comardo.....	2,733 Votes



*Parma Superintendent of Highways*

Republican, Brian F. Speer ..... 1,804 Votes  
Conservative-Independence, Mike Clark ..... 1,696 Votes

*Penfield Supervisor*

Republican-Conservative-Independence, Tony LaFountain ..... 6,543 Votes

*Penfield Town Justice*

Republican-Conservative-Independence, John P. Lomenzo, Jr. .... 6,418 Votes

*Penfield Member of Town Council*

Democratic-Working Families, Thomas N. Trevett ..... 3,520 Votes  
Democratic-Working Families, Kellene F. Paul ..... 2,817 Votes  
Republican-Conservative-Independence, Linda W. Kohl ..... 4,837 Votes  
Republican-Conservative-Independence, Rob Quinn ..... 4,867 Votes

*Perinton Supervisor*

Republican-Conservative-Independence, James E. Smith ..... 9,356 Votes

*Perinton Town Clerk*

Republican-Conservative-Independence, Jennifer A. West ..... 9,190 Votes

*Perinton Town Justice*

Democratic, Jane M. Gabriele ..... 3,786 Votes  
Republican-Conservative-Independence, Thomas A. Klonick ..... 7,099 Votes

*Perinton Member of Town Council*

Republican-Conservative-Independence, Stephen C. Van Vreede ..... 8,913 Votes  
Republican-Conservative-Independence, Joseph H. LaFay ..... 8,939 Votes

*Pittsford Supervisor*

Republican-Independence, William A. Carpenter ..... 5,598 Votes

*Pittsford Town Justice*

Republican-Conservative-Independence, William A. Smith ..... 5,476 Votes

*Pittsford Member of Town Council*

Republican-Conservative-Independence, Matthew J. O'Connor ..... 5,374 Votes  
Republican-Independence, Karen W. Green ..... 5,257 Votes

*Riga Supervisor*

Democratic/Citizens of Riga-Working Families, James R. Ehrmentraut ..... 428 Votes  
Republican-Conservative-Independence, Robert E. Ottley ..... 955 Votes

*Riga Town Justice*

Democratic/Citizens of Riga-Working Families, Ronald G. Hull ..... 532 Votes  
Republican-Conservative-Independence, Scott O'Kolowicz ..... 853 Votes

*Riga Member of Town Council*

Democratic/Citizens of Riga-Working Families, Patricia C. Woityra .....	459 Votes
Democratic/Citizens of Riga-Working Families, Steven R. Randall .....	502 Votes
Republican-Conservative-Independence, David Smith .....	947 Votes
Republican-Conservative-Independence, Brad O’Brocta.....	850 Votes

*Rush Supervisor*

Democratic-Open Rush Government, Kathryn Hankins .....	590 Votes
Republican-Conservative-Independence, Richard E. Anderson.....	616 Votes

*Rush Town Clerk*

Republican-Conservative-Independence, Pamela J. Bucci.....	954 Votes
--	-----------

*Rush Town Justice*

Republican-Conservative-Independence, Thomas S. Doupe .....	909 Votes
---	-----------

*Rush Member of Town Council*

Democratic-Open Rush Government, Daniel V. Woolaver .....	611 Votes
Democratic-Open Rush Government, David J. Palmer .....	572 Votes
Republican-Conservative-Independence, Kathryn A. Steiner.....	636 Votes
Republican-Conservative-Independence, Alexander R. Simon .....	557 Votes

*Rush Superintendent of Highways*

Republican-Conservative-Independence, Mark E. David .....	990 Votes
---	-----------

*Sweden Supervisor*

Republican-Conservative-Independence, Patricia P. Connors .....	1,328 Votes
Write-In, David Markham .....	490 Votes

*Sweden Town Justice*

Republican-Conservative-Independence, Carl A. Coapman .....	1,552 Votes
---	-------------

*Sweden Member of Town Council – 4 Year Term*

Republican-Conservative-Independence, Donald E. Roberts, Jr.....	1,480 Votes
Republican-Conservative-Independence, Rebecca M. Donohue .....	1,450 Votes

*Sweden Member of Town Council – 2 Year Term*

Republican-Conservative-Independence, Kevin Johnson .....	1,479 Votes
---	-------------

*Sweden Police Justice*

Republican-Conservative-Independence, Mark R. Depferd.....	1,569 Votes
--	-------------

*Sweden Receiver of Taxes*

Republican-Conservative-Independence, Theresa M. Weed.....	1,530 Votes
--	-------------

*Sweden Superintendent of Highways*

Republican-Conservative-Independence, Frederick E. Perrine.....	1,578 Votes
---	-------------

*Webster Supervisor*

Democratic-Working Families, Antonio Gross ..... 3,337 Votes  
Republican-Conservative-Independence, Ronald W. Nesbitt ..... 6,011 Votes

*Webster Town Justice*

Democratic, James A. Harrison ..... 2,821 Votes  
Republican-Conservative-Independence, David T. Corretore..... 6,358 Votes

*Webster Member of Town Council*

Democratic-Working Families, Rose M. Riefer ..... 3,436 Votes  
Democratic-Working Families, John P. LaGambino..... 3,351 Votes  
Republican-Conservative-Independence, Bill Abbott ..... 5,684 Votes  
Republican-Conservative-Independence, Randy Nelson. .... 5,577 Votes

*Wheatland Supervisor*

Republican-Conservative-Independence, Linda M. Dobson ..... 878 Votes

*Wheatland Town Clerk*

Republican-Independence, Laurie B. Czapranski..... 914 Votes

*Wheatland Town Justice*

Republican-Conservative-Independence, Harold H. Litterer, Jr..... 940 Votes

*Wheatland Member of Town Council*

Republican-Conservative-Independence, Roger D. DeWitt..... 674 Votes  
Republican-Conservative-Independence, Tammy L. Spear ..... 791 Votes  
For The People, Timothy R. Davis ..... 535 Votes

*Fairport Village Trustee*

Democratic, Erin C. Westbay-Bird ..... 375 Votes  
Democratic-Independence, Wayne R. Shipman ..... 647 Votes  
Republican-Conservative-Independence, Sean M. Delehanty ..... 806 Votes  
Republican, Kevin Clark..... 751 Votes

*Proposal Number One, City Proposition Number One  
Change to Mayoral Succession*

Yes ..... 11,150 Votes  
No..... 5,669 Votes

**SEVENTH JUDICIAL DISTRICT  
RESULTS OF NOVEMBER 8, 2011 GENERAL ELECTION BY COUNTY**

**Nancy E. Smith**

---

<u>County</u>	<u>Republican</u>	<u>Conservative</u>	<u>Independence</u>
Cayuga	7,673	1,508	2,067
Livingston	4,628	646	801
Monroe	57,206	15,433	17,102
Ontario	8,366	1,687	1,815
Seneca	4,067	752	921
Steuben	8,810	1,053	1,227
Wayne	7,289	1,639	1,301
Yates	2,644	308	526
	-----	-----	-----
Totals	100,683	23,026	25,760

**Thomas E. Moran**

---

<u>County</u>	<u>Republican</u>	<u>Conservative</u>	<u>Independence</u>
Cayuga	7,558	1,568	2,026
Livingston	5,311	690	872
Monroe	57,489	15,894	16,790
Ontario	8,395	1,787	1,782
Seneca	3,994	789	878
Steuben	8,587	1,073	1,187
Wayne	7,280	1,705	1,300
Yates	2,600	326	510
	-----	-----	-----
Totals	101,214	23,832	25,345

**PARTY ABBREVIATIONS APPEARING IN CANVASS**

BMR	..... Bomber
CON	..... Conservative
COR	..... Citizens of Riga
DEM	..... Democratic
FTP	..... For The People
GRN	..... Green
IND	..... Independence
LBT	..... Libertarian
LBY	..... Liberty
MF	..... Mendon's Future
NBU	..... Neighbors United
ORG	..... Open Rush Government
REP	..... Republican
RPU	..... Rochester's Parents United
TEA	..... Tea
WOR	..... Working Families
W-IN	..... Write In

**TEXT OF PROPOSALS SUBMITTED TO THE VOTERS**

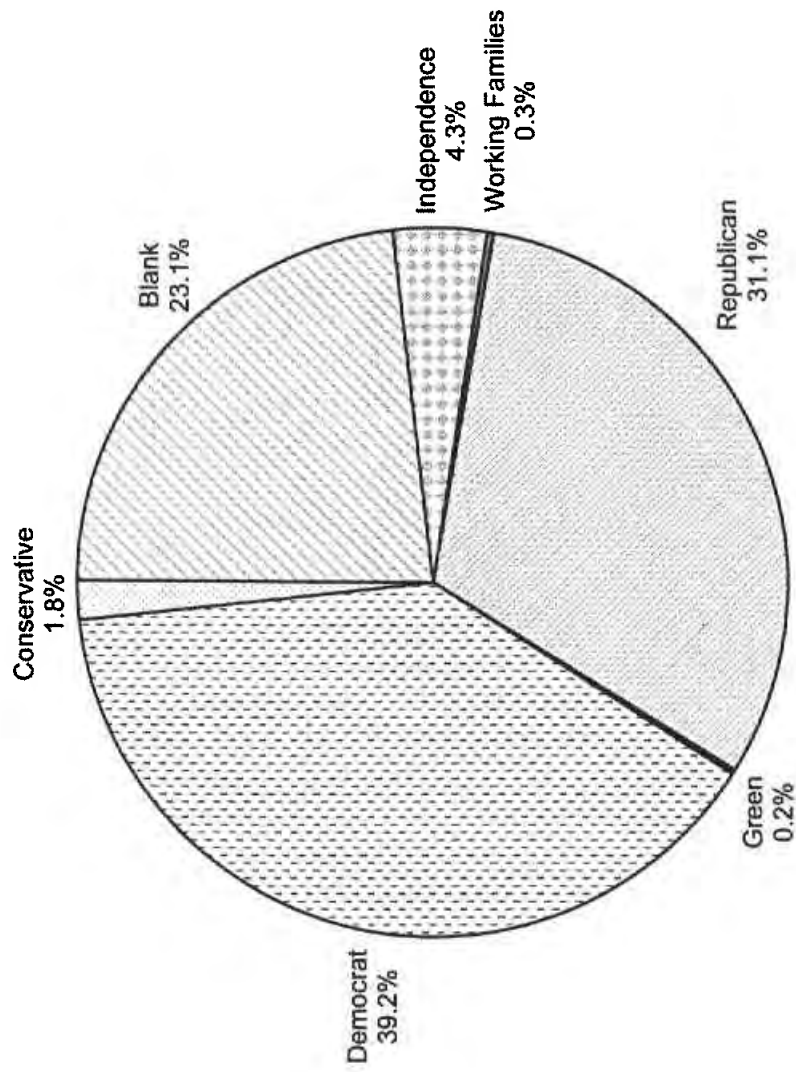
November 8, 2011

***PROPOSAL NUMBER ONE,  
CITY PROPOSITION NUMBER ONE***

Should the Local Law of the City of Rochester changing the manner of filling the office of Mayor in case of a vacancy, which generally provides for the Deputy Mayor to serve until a Mayor is elected at the general election or at a special election, be approved?

# PROFILE OF PARTY ENROLLMENT

County of Monroe



MAYOR  
CITY OF ROCHESTER  
SUMMARY

LEGISLATIVE DISTRICT OR TOWN	TOTAL VOTES	THOMAS S. RICHARDS DEM	WILLIAM A. JOHNSON, JR. WOR	WILLIAM A. JOHNSON, JR. IND	ALEXANDER J. WHITE GRN	SCATTER	BLANK AND VOID
Leg. Dist. 06	951	658	109	64	112	8	0
Leg. Dist. 07	570	397	69	42	54	6	2
Leg. Dist. 21	4,026	2,039	1,210	376	367	24	10
Leg. Dist. 22	1,362	288	799	209	43	15	8
Leg. Dist. 23	3,891	2,776	429	214	441	25	6
Leg. Dist. 24	2,301	1,362	386	158	373	20	2
Leg. Dist. 25	3,036	1,001	1,317	442	202	69	5
Leg. Dist. 26	1,832	1,028	470	145	175	11	3
Leg. Dist. 27	3,579	1,096	1,775	496	163	41	8
Leg. Dist. 28	1,721	833	581	160	132	11	4
Leg. Dist. 29	2,457	993	999	282	159	16	8
GRAND TOTAL:	25,726	12,471	8,144	2,588	2,221	246	56

MAYOR  
CITY OF ROCHESTER  
DETAIL

LEGISLATIVE DISTRICT OR TOWN	ELECTION DISTRICT	TOTAL VOTES	THOMAS S. RICHARDS	WILLIAM A. JOHNSON, JR.	WILLIAM A. JOHNSON, JR.	ALEXANDER J. WHITE	SCATTER	BLANK AND VOID
			DEM	WOR	IND	GRN		
Leg. Dist. 06	1	239	158	29	26	24	2	0
	2/3	233	160	29	13	30	1	0
	4/5	336	249	30	17	37	3	0
	6	143	91	21	8	21	2	0
Leg. Dist. 06		951	658	109	64	112	8	0
Leg. Dist. 07	1	246	175	28	25	15	1	2
	2	171	119	23	5	20	4	0
	3	153	103	18	12	19	1	0
Leg. Dist. 07		570	397	69	42	54	6	2
Leg. Dist. 21	1/24	367	235	50	25	52	5	0
	2/10	333	264	30	16	19	3	1
	3/4/15	301	129	117	37	17	1	0
	5/16/23/32	310	148	103	16	43	0	0
	6	147	70	32	17	24	0	4
	7	220	129	41	23	26	1	0
	8/17/28	193	85	62	16	26	3	1
	9	119	84	12	15	8	0	0
	11/22-1	206	67	104	22	12	0	1
	12	196	118	33	11	32	2	0
	13/23-15/23-23	198	105	40	24	26	2	1
	14	239	143	53	19	22	0	2
	18/31/34	143	67	61	10	5	0	0
	19/21	162	61	72	22	7	0	0
	20/33/23-13	247	165	40	21	21	0	0
	22	122	36	69	13	4	0	0
	25/27	217	51	124	29	8	5	0
	26	103	26	59	14	4	0	0
	29/30/22-8/22-22	203	56	108	26	11	2	0
Leg. Dist. 21		4,026	2,039	1,210	376	367	24	10
Leg. Dist. 22	2/13	66	8	40	15	2	0	1
	3	89	34	29	15	7	4	0
	4/16/19	127	23	81	17	1	4	1
	5	84	12	57	12	3	0	0
	6	79	10	47	17	3	0	2
	7	48	1	33	11	1	2	0
	9	70	10	51	8	1	0	0
	10/17	112	22	70	18	2	0	0



MAYOR  
CITY OF ROCHESTER  
DETAIL

LEGISLATIVE DISTRICT OR TOWN	ELECTION DISTRICT	TOTAL VOTES	THOMAS S. RICHARDS	WILLIAM A. JOHNSON, JR.	WILLIAM A. JOHNSON, JR.	ALEXANDER J. WHITE	SCATTER	BLANK AND VOID
			DEM	WOR	IND	GRN		
Leg. Dist. 22								
	11/21	156	48	75	23	9	1	0
	12/23	125	26	80	16	3	0	0
	14/15	179	40	102	27	6	3	1
	18	50	10	33	4	0	1	2
	20/29-27	132	24	84	22	2	0	0
	24	45	20	17	4	3	0	1
Leg. Dist. 22		1,362	288	799	209	43	15	8
Leg. Dist. 23								
	1/6/9	234	180	26	7	20	1	0
	2/3/11	400	256	65	20	56	2	1
	4/12/22	576	422	75	36	40	3	0
	5/7	213	130	32	17	33	1	0
	8/14	206	136	20	8	40	1	1
	10/20	316	225	30	21	40	0	0
	16/24-16	251	166	18	16	50	0	1
	17/18	419	292	41	27	53	6	0
	19/27	296	223	23	13	35	2	0
	21	185	133	23	6	22	1	0
	24	180	117	29	10	20	3	1
	25/26	615	496	47	33	32	5	2
Leg. Dist. 23		3,891	2,776	429	214	441	25	6
Leg. Dist. 24								
	1/13	394	243	58	21	69	3	0
	2/3	391	264	51	25	47	4	0
	4/10	346	192	61	17	72	4	0
	5	154	112	21	9	9	3	0
	6	113	70	15	6	22	0	0
	7	97	64	19	2	9	3	0
	8/9	225	142	27	16	39	1	0
	11/12	101	49	31	14	7	0	0
	14/15	413	196	86	34	94	1	2
	17	67	30	17	14	5	1	0
Leg. Dist. 24		2,301	1,362	386	158	373	20	2
Leg. Dist. 25								
	1/22	263	131	76	29	16	11	0
	2	138	24	80	25	8	1	0
	3	221	46	119	45	6	5	0
	4/12	193	90	46	20	34	3	0
	5/10	277	78	142	49	3	4	1
	6	133	60	37	18	15	3	0

MAYOR  
CITY OF ROCHESTER  
DETAIL

LEGISLATIVE DISTRICT OR TOWN	ELECTION DISTRICT	TOTAL VOTES	THOMAS S. RICHARDS	WILLIAM A. JOHNSON, JR.	WILLIAM A. JOHNSON, JR.	ALEXANDER J. WHITE	SCATTER	BLANK AND VOID
			DEM	WOR	IND	GRN		
Leg. Dist. 25	7/13	276	28	176	50	8	13	1
	8/27-9	401	104	215	65	16	1	0
	9/11	200	39	116	33	4	7	1
	14/24	184	102	41	18	23	0	0
	15/27-18	208	43	122	28	11	4	0
	16/23	14	7	2	1	4	0	0
	17	73	16	35	13	2	6	1
	18	201	100	48	23	24	5	1
	19/21	65	54	4	1	6	0	0
	20/25	189	79	58	24	22	6	0
Leg. Dist. 25		3,036	1,001	1,317	442	202	69	5
Leg. Dist. 26	1/2/13/28-10	197	93	61	15	28	0	0
	3/4	209	150	28	12	19	0	0
	5/11	222	144	32	18	23	3	2
	7/8	239	127	70	18	22	2	0
	9/14	267	153	63	23	25	2	1
	10/12	309	164	95	24	24	2	0
	15/28-18/28-19	245	119	77	26	22	1	0
	16	144	78	44	9	12	1	0
Leg. Dist. 26		1,832	1,028	470	145	175	11	3
Leg. Dist. 27	1/2	366	133	162	58	9	4	0
	3/24	140	55	50	19	14	2	0
	4/5	438	149	203	55	27	3	1
	6/17	227	66	122	29	8	2	0
	7/12	326	121	145	36	19	4	1
	8	146	34	78	27	5	1	1
	10/11	354	142	142	41	25	2	2
	13/21	275	75	155	39	2	4	0
	14	143	39	70	26	5	3	0
	15	158	31	105	15	5	2	0
	16	175	36	93	36	6	4	0
	19/23	274	61	162	40	9	1	1
	20	114	12	77	15	7	3	0
	22	212	51	111	37	6	6	1
	27	122	61	34	13	13	0	1
	28	109	30	66	10	3	0	0
Leg. Dist. 27		3,579	1,096	1,775	496	163	41	8

MAYOR  
CITY OF ROCHESTER  
DETAIL

LEGISLATIVE DISTRICT OR TOWN	ELECTION DISTRICT	TOTAL VOTES	THOMAS S. RICHARDS	WILLIAM A. JOHNSON, JR.	WILLIAM A. JOHNSON, JR.	ALEXANDER J. WHITE	SCATTER	BLANK AND VOID
			DEM	WOR	IND	GRN		
Leg. Dist. 28								
	1/5/16	277	141	87	20	27	1	1
	2/3	169	86	54	18	10	1	0
	4	127	53	47	15	12	0	0
	6/9	154	98	29	14	11	2	0
	7/17	202	98	80	11	12	0	1
	8	132	39	56	21	13	1	2
	11/13/25	193	88	72	16	14	3	0
	12	64	15	33	7	8	1	0
	14/15/22	156	52	70	19	13	2	0
	21	101	68	20	7	6	0	0
	23/24	146	95	33	12	6	0	0
Leg. Dist. 28		1,721	833	581	160	132	11	4
Leg. Dist. 29								
	1/26	90	30	47	12	0	0	1
	2/20	178	32	101	27	16	1	1
	3/8/9	303	132	116	30	21	0	4
	4/6	211	114	60	23	12	2	0
	5/7/10	250	79	123	31	14	3	0
	11/14	194	95	57	25	15	2	0
	12/17/24	250	88	118	31	11	2	0
	13	81	20	50	9	2	0	0
	15/16/19	245	69	126	32	15	2	1
	18	142	87	29	9	17	0	0
	21	137	61	53	13	10	0	0
	22	94	46	32	12	3	0	1
	23	117	68	34	9	3	3	0
	25	165	72	53	19	20	1	0
Leg. Dist. 29		2,457	993	999	282	159	16	8
GRAND TOTAL:		25,726	12,471	8,144	2,588	2,221	246	56

REPRESENTATIVE IN CONGRESS  
26TH DISTRICT  
SUMMARY

LEGISLATIVE DISTRICT OR TOWN	TOTAL VOTES	KATHY COURTNEY HOCHUL	JANE L. CORWIN	JANE L. CORWIN	KATHY COURTNEY HOCHUL	JANE L. CORWIN	IAN L. MURPHY	JACK DAVIS	SCATTER	BLANK AND VOID
		DEM	REP	CON	WOR	IND	GRN	TEA		
Chili	170	60	63	23	5	1	6	12	0	0
Clarkson	920	340	282	118	45	26	18	90	1	0
Greece	11,575	4,815	3,522	1,244	498	261	205	957	50	23
Hamlin	21	5	7	1	3	1	2	2	0	0
Ogden	2,712	979	864	360	138	75	47	238	9	2
Parma	1,860	619	664	243	60	50	50	160	12	2
Riga	966	320	378	107	38	23	11	89	0	0
Sweden	1,664	759	468	159	85	36	28	121	4	4
Wheatland	780	332	230	89	28	18	14	67	1	1
<b>GRAND TOTAL:</b>	<b>20,668</b>	<b>8,229</b>	<b>6,478</b>	<b>2,344</b>	<b>900</b>	<b>491</b>	<b>381</b>	<b>1,736</b>	<b>77</b>	<b>32</b>

REPRESENTATIVE IN CONGRESS  
26TH DISTRICT  
DETAIL

LEGISLATIVE DISTRICT OR TOWN	ELECTION DISTRICT	TOTAL VOTES	KATHY COURTNEY HOCHUL DEM	JANE L. CORWIN REP	JANE L. CORWIN CON	KATHY COURTNEY HOCHUL WOR	JANE L. CORWIN IND	IAN L. MURPHY GRN	JACK DAVIS TEA	SCATTER	BLANK AND VOID
Chili	8	170	60	63	23	5	1	6	12	0	0
Chili		170	60	63	23	5	1	6	12	0	0
Clarkson	1/3	376	147	117	51	18	4	11	27	1	0
	2/5	240	85	76	29	13	9	4	24	0	0
	4	189	60	61	22	7	8	1	30	0	0
	6	115	48	28	16	7	5	2	9	0	0
Clarkson		920	340	282	118	45	26	18	90	1	0
Greece	3/52	248	104	75	25	7	3	6	24	4	0
	4/13/40	298	134	80	37	11	2	3	29	2	0
	5/8	180	78	52	15	11	4	3	15	1	1
	6/7	170	71	38	20	9	4	6	22	0	0
	9/20	183	76	37	24	11	1	8	23	2	1
	10/11/25	218	99	57	18	14	4	3	20	3	0
	12/46	146	66	23	23	12	5	7	10	0	0
	14/83	164	81	37	13	10	4	6	13	0	0
	15/71	318	135	112	34	11	4	3	19	0	0
	17/39	210	98	59	27	9	4	2	9	0	2
	18/67	257	98	76	30	9	5	3	34	1	1
	19/23	271	136	58	22	17	7	3	27	0	1
	22/63	198	88	55	19	6	3	6	18	3	0
	24/109	319	125	95	33	12	10	4	38	1	1
	26	104	43	31	10	5	4	1	10	0	0
	27/108	199	79	64	28	8	8	1	11	0	0
	28/45	292	108	109	36	5	6	5	21	2	0
	29/66	224	117	49	27	5	5	3	18	0	0
	31/56	277	127	72	29	13	4	6	23	2	1
	32	117	56	22	8	14	3	3	10	1	0
	33/57	219	89	67	27	9	4	2	20	1	0
	36/42	276	123	97	18	12	4	3	18	0	1
	37/81	197	78	65	23	6	8	0	17	0	0
	43/107	174	46	68	24	6	5	1	23	1	0
	44	213	92	70	16	12	4	5	13	1	0
	47/50	268	123	71	32	11	5	7	18	0	1
	49/55	217	104	63	21	8	1	5	12	2	1
	51/68	241	98	76	30	9	4	5	17	1	1
	53	85	38	22	15	2	1	0	7	0	0
	54	126	42	33	18	7	5	0	18	3	0
	58/90	293	135	80	31	11	4	6	24	2	0
	59/61	171	68	55	18	1	7	2	18	0	2

REPRESENTATIVE IN CONGRESS  
26TH DISTRICT  
DETAIL

LEGISLATIVE DISTRICT OR TOWN	ELECTION DISTRICT	TOTAL VOTES	KATHY COURTNEY HOCHUL DEM	JANE L. CORWIN REP	JANE L. CORWIN CON	KATHY COURTNEY HOCHUL WOR	JANE L. CORWIN IND	IAN L. MURPHY GRN	JACK DAVIS TEA	SCATTER	BLANK AND VOID
Greece	60/75/95	226	98	69	14	10	3	8	21	2	1
	62/96/101	375	153	116	40	15	16	7	24	3	1
	64/80	263	103	94	22	10	4	3	26	0	1
	65	118	54	36	8	7	3	4	5	0	1
	69/94	201	92	53	20	12	6	4	14	0	0
	70	214	88	78	24	4	3	2	14	1	0
	72/88	308	130	100	35	10	6	9	18	0	0
	73/85	211	82	66	26	11	6	3	17	0	0
	77	162	68	53	6	11	6	5	13	0	0
	79	190	60	63	21	14	5	4	23	0	0
	86	203	84	71	19	5	3	5	14	1	1
	87	122	54	40	9	7	2	1	8	0	1
	89/99	265	101	87	32	15	10	3	16	1	0
	91	238	88	81	31	8	4	8	15	3	0
	92	172	82	42	15	4	4	4	19	0	2
	93	228	89	79	18	13	7	1	21	0	0
	97	253	70	104	34	13	10	4	16	2	0
	98/106	233	83	77	33	15	5	3	16	0	1
	100	171	57	62	19	8	2	4	19	0	0
	102/103	277	95	95	41	9	10	3	20	4	0
	104/105	272	129	88	26	4	4	2	19	0	0
Greece		11,575	4,815	3,522	1,244	498	261	205	957	50	23
Hamlin	11	21	5	7	1	3	1	2	2	0	0
Hamlin		21	5	7	1	3	1	2	2	0	0
Ogden	1/9	288	128	87	29	18	5	5	15	0	1
	2/13	307	120	89	31	18	11	6	30	2	0
	3	214	81	75	27	10	7	1	13	0	0
	4/18	263	98	84	47	10	7	1	16	0	0
	5	141	41	43	18	7	5	9	17	1	0
	6/10	257	96	74	42	17	9	4	14	1	0
	7/16/20	362	108	130	47	11	10	1	52	3	0
	8	105	35	41	11	5	2	4	7	0	0
	11	133	39	48	21	9	3	4	8	0	1
	12	135	49	41	19	8	5	1	11	1	0
	14/17	193	67	51	35	14	3	2	20	1	0
	15	150	57	51	16	3	5	2	16	0	0
	19	164	60	50	17	8	3	7	19	0	0
Ogden		2,712	979	864	360	138	75	47	238	9	2

REPRESENTATIVE IN CONGRESS  
26TH DISTRICT  
DETAIL

LEGISLATIVE DISTRICT OR TOWN	ELECTION DISTRICT	TOTAL VOTES	KATHY COURTNEY HOCHUL DEM	JANE L. CORWIN REP	JANE L. CORWIN CON	KATHY COURTNEY HOCHUL WOR	JANE L. CORWIN IND	IAN L. MURPHY GRN	JACK DAVIS TEA	SCATTER	BLANK AND VOID
Parma	1/11	333	106	121	53	10	8	11	22	2	0
	2	156	47	49	30	5	6	5	12	2	0
	3/13	321	103	127	28	9	11	8	31	4	0
	4/5	251	84	78	40	6	9	8	24	2	0
	6/7	213	60	73	35	5	6	6	28	0	0
	8/12	358	152	121	26	17	7	7	26	0	2
	14/15	228	67	95	31	8	3	5	17	2	0
Parma		<u>1,860</u>	<u>619</u>	<u>664</u>	<u>243</u>	<u>60</u>	<u>50</u>	<u>50</u>	<u>160</u>	<u>12</u>	<u>2</u>
Riga	1/3	320	118	116	34	12	6	7	27	0	0
	2/6	315	100	132	34	11	8	1	29	0	0
	4/5	331	102	130	39	15	9	3	33	0	0
Riga		<u>966</u>	<u>320</u>	<u>378</u>	<u>107</u>	<u>38</u>	<u>23</u>	<u>11</u>	<u>89</u>	<u>0</u>	<u>0</u>
Sweden	1/5/6	374	173	90	42	23	7	8	30	0	1
	2/9/11	233	121	56	17	13	2	3	19	0	2
	3/4	404	193	117	32	19	5	4	32	1	1
	7/8	323	162	90	29	18	12	2	10	0	0
	10/12	330	110	115	39	12	10	11	30	3	0
Sweden		<u>1,664</u>	<u>759</u>	<u>468</u>	<u>159</u>	<u>85</u>	<u>36</u>	<u>28</u>	<u>121</u>	<u>4</u>	<u>4</u>
Wheatland	1/3	333	162	82	34	19	6	6	24	0	0
	2	171	73	48	17	4	6	3	20	0	0
	4/5	276	97	100	38	5	6	5	23	1	1
Wheatland		<u>780</u>	<u>332</u>	<u>230</u>	<u>89</u>	<u>28</u>	<u>18</u>	<u>14</u>	<u>67</u>	<u>1</u>	<u>1</u>
GRAND TOTAL:		<u>20,668</u>	<u>8,229</u>	<u>6,478</u>	<u>2,344</u>	<u>900</u>	<u>491</u>	<u>381</u>	<u>1,736</u>	<u>77</u>	<u>32</u>

COUNTY LEGISLATOR  
25TH DISTRICT  
DEMOCRATIC PRIMARY

LEGISLATIVE DISTRICT OR TOWN <u>Leg. Dist. 25</u>	ELECTION DISTRICT	TOTAL VOTES	ANTHONY D. REED	JOHN LIGHTFOOT	SCATTER	BLANK AND VOID
			1A	2A		
	1/22	61	28	22	1	10
	2	59	23	24	0	12
	3	105	29	53	2	21
	4/12	41	20	14	2	5
	5/10	119	37	72	0	10
	6	50	20	24	0	6
	7/13	108	46	57	0	5
	8	54	12	34	0	8
	9/11	70	15	47	1	7
	14/24	43	24	6	0	13
	15/18	66	18	36	0	12
	16	24	10	14	0	0
	17	26	10	10	1	5
	19	2	2	0	0	0
	20	1	0	0	0	1
	21	13	6	4	0	3
	23	1	0	1	0	0
	25	66	28	35	1	2
GRAND TOTAL:		<u>909</u>	<u>328</u>	<u>453</u>	<u>8</u>	<u>120</u>



COUNTY LEGISLATOR  
29TH DISTRICT  
DEMOCRATIC PRIMARY

LEGISLATIVE DISTRICT OR TOWN	ELECTION DISTRICT	TOTAL VOTES	MICHAEL A. PATTERSON  1A	SAUL A. MANEIRO  2A	SCATTER	BLANK AND VOID
Leg. Dist. 29						
	1/2/20/26	68	42	21	1	4
	3/8/9	84	32	47	0	5
	4/6/11/14	114	57	53	2	2
	5/7/10	61	37	23	0	1
	12/24	67	45	21	1	0
	13	38	30	7	0	1
	15/16/19	73	40	29	2	2
	17	38	7	28	0	3
	18/27	32	6	26	0	0
	21	40	16	23	0	1
	22	56	32	22	0	2
	23	71	45	26	0	0
	25	70	34	34	0	2
GRAND TOTAL:		812	423	360	6	23

CITY OF ROCHESTER  
MEMBER OF CITY COUNCIL  
NORTHWEST DISTRICT  
DEMOCRATIC PRIMARY

LEGISLATIVE DISTRICT OR TOWN	ELECTION DISTRICT	TOTAL VOTES	CARLA M. PALUMBO	THOMAS F. BRENNAN	SCATTER	BLANK AND VOID
			3A	4A		
Leg. Dist. 07						
	1	36	17	19	0	0
	2	45	20	22	1	2
Leg. Dist. 07		81	37	41	1	2
Leg. Dist. 25						
	16	24	12	9	0	3
	21	13	6	3	1	3
Leg. Dist. 25		37	18	12	1	6
Leg. Dist. 26						
	1/13/14	66	36	28	1	1
	2/12	23	10	13	0	0
	3/4/5/11	53	32	19	1	1
	6/7/8	45	27	14	0	4
	9/28-9	37	17	19	0	1
	10/15/28-6/28-18/28-19	108	61	45	1	1
	16	16	10	5	1	0
	17	22	12	10	0	0
	18/19/28-5/28-16	59	41	16	0	2
Leg. Dist. 26		429	246	169	4	10
Leg. Dist. 27						
	18/28-3	33	19	13	0	1
	27	24	16	8	0	0
	28/31	35	25	8	0	2
Leg. Dist. 27		92	60	29	0	3
Leg. Dist. 28						
	1/2/10/21	43	21	21	0	1
	4	30	18	10	2	0
	7/17	29	15	13	0	1
	8	44	22	20	0	2
	11/13/25	44	22	17	1	4
	12	15	8	5	1	1
	14/15/22	37	13	16	0	8
	20	13	5	6	0	2
	23/24	48	34	12	1	1
Leg. Dist. 28		303	158	120	5	20
Leg. Dist. 29						
	17	38	22	16	0	0
Leg. Dist. 29		38	22	16	0	0
GRAND TOTAL:		980	541	387	11	41

CITY OF ROCHESTER  
MEMBER OF CITY COUNCIL  
SOUTH DISTRICT  
DEMOCRATIC PRIMARY

LEGISLATIVE DISTRICT OR TOWN	ELECTION DISTRICT	TOTAL VOTES	ADAM C. MCFADDEN	DIANE WATKINS	SCATTER	BLANK AND VOID
			3A	4A		
Leg. Dist. 24						
	3	43	21	21	1	0
	5	40	27	10	0	3
	6	19	12	7	0	0
	7	17	8	8	0	1
	8/9	36	17	17	1	1
	11/12	25	14	10	1	0
	14	41	21	20	0	0
	17	17	7	9	0	1
	19	2	0	2	0	0
Leg. Dist. 24		240	127	104	3	6
Leg. Dist. 25						
	1/22	61	35	24	0	2
	2	59	38	12	0	9
	3	105	61	20	1	23
	4/12	41	23	17	0	1
	5/10	119	67	48	0	4
	6	50	21	20	0	9
	7/13	108	85	17	0	6
	8	54	42	11	0	1
	9/11	70	54	10	0	6
	14/24	43	23	17	0	3
	15/18	66	46	15	1	4
	17	26	13	7	0	6
	20	1	1	0	0	0
	23	1	1	0	0	0
Leg. Dist. 25		804	510	218	2	74
Leg. Dist. 27						
	1/2	84	53	29	1	1
	3/7/12	132	86	39	1	6
	4/5	122	71	49	1	1
	6/17	64	43	19	0	2
	8	36	25	9	0	2
	9	80	64	16	0	0
	10/11	76	41	33	0	2
	13/21	67	43	23	0	1
	14	43	32	11	0	0
	15	46	30	14	0	2
	16	80	45	33	1	1
	19/23	73	57	15	0	1
	20	36	28	8	0	0
	22	76	50	22	1	3
Leg. Dist. 27		1,015	668	320	5	22
GRAND TOTAL:		2,059	1,305	642	10	102

COMMISSIONER OF SCHOOLS  
CITY OF ROCHESTER  
DEMOCRATIC PRIMARY  
(VOTE FOR 4)  
SUMMARY

LEGISLATIVE DISTRICT OR TOWN	TOTAL VOTES	MALIK D. EVANS	ALLEN K. WILLIAMS	MARY B. ADAMS	WALLACE R. SMITH	WILLA POWELL	ERNEST S. FLAGLER	MELISZA E. CAMPOS	HOWARD J. EAGLE	SCATTER	BLANK AND VOID
		5A	6A	7A	8A	9A	10A	11A	12A		
Leg. Dist. 07	324	39	30	49	22	30	22	41	27	4	60
Leg. Dist. 21	2,972	528	308	360	207	362	269	363	258	38	279
Leg. Dist. 22	1,732	311	215	183	156	196	164	153	131	19	204
Leg. Dist. 23	3,072	553	327	364	126	399	141	546	185	44	387
Leg. Dist. 24	2,260	397	214	297	102	310	127	383	156	28	246
Leg. Dist. 25	3,636	637	371	396	248	415	328	276	302	33	630
Leg. Dist. 26	1,716	277	168	222	106	195	130	231	176	18	193
Leg. Dist. 27	4,428	836	512	473	299	529	459	400	371	34	515
Leg. Dist. 28	1,212	207	107	151	72	163	92	122	98	13	187
Leg. Dist. 29/16	3,252	575	402	328	213	388	350	338	225	21	412
GRAND TOTAL:	<u>24,604</u>	<u>4,360</u>	<u>2,654</u>	<u>2,823</u>	<u>1,551</u>	<u>2,987</u>	<u>2,082</u>	<u>2,853</u>	<u>1,929</u>	<u>252</u>	<u>3,113</u>

COMMISSIONER OF SCHOOLS  
CITY OF ROCHESTER  
DEMOCRATIC PRIMARY  
(VOTE FOR 4)  
DETAIL

LEGISLATIVE DISTRICT OR TOWN	ELECTION DISTRICT	TOTAL VOTES	MALIK D. EVANS	ALLEN K. WILLIAMS	MARY B. ADAMS	WALLACE R. SMITH	WILLA POWELL	ERNEST S. FLAGLER	MELISZA E. CAMPOS	HOWARD J. EAGLE	SCATTER	BLANK AND VOID
			5A	6A	7A	8A	9A	10A	11A	12A		
Leg. Dist. 07	1	144	16	13	24	12	14	8	25	14	0	18
	2	180	23	17	25	10	16	14	16	13	4	42
Leg. Dist. 07		324	39	30	49	22	30	22	41	27	4	60
Leg. Dist. 21	1/24	208	26	27	33	17	25	10	25	27	1	17
	2/14/20	124	19	12	18	8	17	13	19	12	1	5
	3/4/15	320	57	29	26	22	35	35	36	31	2	47
	5/16/23/32	204	34	15	29	15	25	14	26	16	2	28
	6	172	32	13	15	12	19	10	16	18	9	28
	7	148	25	14	23	8	18	12	24	9	1	14
	8/17/28	168	27	19	23	9	26	18	20	11	6	9
	9	84	12	8	11	10	12	3	13	9	1	5
	10/23-13	244	49	29	28	7	34	5	47	14	0	31
	11/22-1	200	38	27	20	16	20	30	21	10	6	12
	12	108	20	9	13	6	11	6	15	9	1	18
	13/23-15/23-23	176	31	18	22	9	22	10	29	14	2	19
	18/26/31	164	29	18	19	16	24	20	15	19	0	4
	19/21	140	29	15	17	12	18	21	14	10	0	4
	22	80	17	8	10	7	7	8	6	13	0	4
	25/27	236	45	28	26	14	27	35	20	22	1	18
	29/30/22-8/22-22	196	38	19	27	19	22	19	17	14	5	16
Leg. Dist. 21		2,972	528	308	360	207	362	269	363	258	38	279
Leg. Dist. 22	2/13	76	11	8	10	10	4	7	6	10	0	10
	3	92	8	11	4	5	7	8	15	3	1	30
	4/16/19	92	17	10	12	11	13	7	8	9	0	5

COMMISSIONER OF SCHOOLS  
CITY OF ROCHESTER  
DEMOCRATIC PRIMARY  
(VOTE FOR 4)  
DETAIL

LEGISLATIVE DISTRICT OR TOWN	ELECTION DISTRICT	TOTAL VOTES	MALIK D. EVANS	ALLEN K. WILLIAMS	MARY B. ADAMS	WALLACE R. SMITH	WILLA POWELL	ERNEST S. FLAGLER	MELISZA E. CAMPOS	HOWARD J. EAGLE	SCATTER	BLANK AND VOID
			5A	6A	7A	8A	9A	10A	11A	12A		
Leg. Dist. 22												
	5	68	12	10	6	8	6	11	5	0	0	10
	6	84	17	10	13	11	10	6	5	4	0	8
	7	68	10	9	7	8	9	9	6	5	0	5
	9	72	15	8	5	5	8	9	7	6	0	9
	10/17	96	21	15	17	10	8	6	5	7	0	7
	11/21	232	32	28	20	22	25	22	15	20	6	42
	12/23	120	25	15	9	12	17	14	7	7	1	13
	14/15	216	36	28	20	21	28	25	21	20	1	16
	18	76	15	8	12	8	8	2	7	4	5	7
	20/24	96	21	14	9	5	10	12	7	7	0	11
	25	164	34	18	17	8	26	9	24	14	5	9
	26	52	11	5	8	1	4	1	9	2	0	11
	27	128	26	18	14	11	13	16	6	13	0	11
Leg. Dist. 22		1,732	311	215	183	156	196	164	153	131	19	204
Leg. Dist. 23												
	1/6/9/10/20	616	106	65	73	30	87	26	110	38	6	75
	2/3/11	372	68	31	50	15	59	10	67	29	1	42
	4/12/22	480	94	48	52	11	63	22	92	28	4	66
	5/7	148	23	14	20	6	23	5	24	11	6	16
	8/14	132	22	14	13	7	19	3	22	6	4	22
	16	176	27	17	23	14	18	6	23	11	8	29
	17/18/19/27	336	67	38	37	7	46	23	62	23	5	28
	21	204	37	23	20	7	22	12	40	9	3	31
	24	112	16	13	13	9	8	7	8	4	0	34
	25/26	496	93	64	63	20	54	27	98	26	7	44
Leg. Dist. 23		3,072	553	327	364	126	399	141	546	185	44	387

COMMISSIONER OF SCHOOLS  
 CITY OF ROCHESTER  
 DEMOCRATIC PRIMARY  
 (VOTE FOR 4)  
 DETAIL

LEGISLATIVE DISTRICT OR TOWN	ELECTION DISTRICT	TOTAL VOTES	MALIK	ALLEN	MARY	WALLACE	WILLA	ERNEST	MELISZA	HOWARD	SCATTER	BLANK AND VOID
			D. EVANS	K. WILLIAMS	B. ADAMS	R. SMITH	POWELL	S. FLAGLER	E. CAMPOS	J. EAGLE		
			5A	6A	7A	8A	9A	10A	11A	12A		
Leg. Dist. 24	1/13	392	64	36	56	13	55	17	68	27	9	47
	2	244	46	33	32	7	24	17	46	13	2	24
	3	172	28	22	22	7	22	13	29	10	1	18
	4/10	268	44	18	38	11	30	16	47	26	1	37
	5	160	33	16	19	8	25	8	24	8	0	19
	6	76	13	4	8	2	15	1	17	3	0	13
	7	68	13	7	11	3	11	2	16	2	0	3
	8/9	144	23	16	15	6	23	11	26	9	5	10
	11/12	100	19	9	15	6	17	8	13	7	4	2
	14	164	36	10	16	5	20	10	25	15	0	27
	15	260	43	25	38	17	44	13	41	21	6	12
	16/18	136	23	14	19	9	17	4	25	9	0	16
	17	68	10	4	7	6	5	7	5	6	0	18
	19	8	2	0	1	2	2	0	1	0	0	0
		2,260	397	214	297	102	310	127	383	156	28	246
Leg. Dist. 24												
Leg. Dist. 25	1/22	244	45	33	28	11	29	18	25	17	0	38
	2	236	40	26	24	25	24	29	12	18	0	38
	3	420	65	48	41	26	35	35	20	27	10	113
	4/12	164	30	13	21	7	23	10	23	19	4	14
	5/10	476	86	44	56	41	72	49	49	49	0	30
	6	200	29	20	23	14	27	9	9	14	0	55
	7/13	432	83	46	52	33	45	49	20	35	0	69
	8	216	45	19	25	22	28	30	11	25	2	9
	9/11	280	54	35	32	19	24	38	14	21	0	43
	14/24	172	24	13	21	7	23	6	31	12	0	35

COMMISSIONER OF SCHOOLS  
CITY OF ROCHESTER  
DEMOCRATIC PRIMARY  
(VOTE FOR 4)  
DETAIL

LEGISLATIVE DISTRICT OR TOWN	ELECTION DISTRICT	TOTAL VOTES	MALIK	ALLEN	MARY	WALLACE	WILLA	ERNEST	MELISZA	HOWARD	SCATTER	BLANK AND VOID
			D. EVANS	K. WILLIAMS	B. ADAMS	R. SMITH	POWELL	S. FLAGLER	E. CAMPOS	J. EAGLE		
			5A	6A	7A	8A	9A	10A	11A	12A		
Leg. Dist. 25	15/18	264	43	30	23	8	24	24	13	19	0	80
	16	96	18	9	10	7	18	7	8	9	4	6
	17	104	20	8	10	3	11	6	4	9	1	32
	19	8	2	1	1	0	1	2	1	0	0	0
	20	4	1	0	0	0	1	0	1	0	0	1
	21	52	9	4	4	3	3	5	5	5	1	13
	23	4	0	0	0	0	0	0	1	0	0	3
	25	264	43	22	25	22	27	11	29	23	11	51
Leg. Dist. 25		3,636	637	371	396	248	415	328	276	302	33	630
	1/13/14	264	44	21	37	12	34	19	43	28	8	18
	2/12	92	11	8	12	8	10	8	9	11	0	15
	3/4/5/11	212	34	22	31	12	23	14	32	19	0	25
	6/7/8	180	28	18	21	15	19	25	14	18	0	22
	9/28-9	148	26	19	18	11	14	9	19	20	0	12
	10/15/28-6/28-18/28-19	432	72	43	54	20	52	26	64	38	6	57
	16	64	10	5	12	1	7	6	12	9	0	2
	17	88	11	11	12	11	6	7	9	8	0	13
	18/19/28-5/28-16	236	41	21	25	16	30	16	29	25	4	29
Leg. Dist. 26		1,716	277	168	222	106	195	130	231	176	18	193
Leg. Dist. 27	1/2	336	67	48	30	21	37	45	28	32	3	25
	3/7/12	528	99	62	56	29	72	56	40	42	5	67
	4/5	488	78	54	54	28	59	55	47	35	4	74
	6/17	256	56	27	30	23	24	30	22	19	5	20
	8	144	26	16	15	10	12	17	6	14	0	28



COMMISSIONER OF SCHOOLS  
CITY OF ROCHESTER  
DEMOCRATIC PRIMARY  
(VOTE FOR 4)  
DETAIL

LEGISLATIVE DISTRICT OR TOWN	ELECTION DISTRICT	TOTAL VOTES	MALIK	ALLEN	MARY	WALLACE	WILLA	ERNEST	MELISZA	HOWARD	SCATTER	BLANK AND VOID
			D. EVANS	K. WILLIAMS	B. ADAMS	R. SMITH	POWELL	S. FLAGLER	E. CAMPOS	J. EAGLE		
			5A	6A	7A	8A	9A	10A	11A	12A		
Leg. Dist. 27	9	320	62	43	38	21	29	27	39	27	1	33
	10/11	304	51	31	37	17	45	28	33	32	2	28
	13/21	268	56	27	30	19	30	34	25	20	0	27
	14	172	34	24	9	13	26	22	13	13	0	18
	15	184	40	17	19	9	21	25	19	16	0	18
	16	320	59	40	34	24	40	31	33	34	4	21
	18/28-3	132	20	15	15	10	18	9	11	17	1	16
	19/23	292	59	42	28	18	29	32	27	22	5	30
	20	144	30	14	17	8	19	12	13	10	0	21
	22	304	54	29	37	32	38	22	18	20	4	50
	27	96	19	14	8	7	14	7	10	9	0	8
	28/31	140	26	9	16	10	16	7	16	9	0	31
Leg. Dist. 27		4,428	836	512	473	299	529	459	400	371	34	515
Leg. Dist. 28	1/2/10/21	172	29	13	26	12	24	15	18	16	0	19
	4	120	21	10	11	4	20	11	11	13	4	15
	7/17	116	21	8	16	8	16	10	12	11	0	14
	8	176	37	16	24	15	23	13	15	13	0	20
	11/13/25	176	25	19	20	13	20	16	14	11	4	34
	12	60	7	3	4	2	6	5	7	5	1	20
	14/15/22	148	21	10	19	7	15	8	11	10	0	47
	20	52	11	3	9	2	10	2	6	6	0	3
	23/24	192	35	25	22	9	29	12	28	13	4	15
Leg. Dist. 28		1,212	207	107	151	72	163	92	122	98	13	187

COMMISSIONER OF SCHOOLS  
CITY OF ROCHESTER  
DEMOCRATIC PRIMARY  
(VOTE FOR 4)  
DETAIL

LEGISLATIVE DISTRICT OR TOWN	ELECTION DISTRICT	TOTAL VOTES	MALIK	ALLEN	MARY	WALLACE	WILLA	ERNEST	MELISZA	HOWARD	SCATTER	BLANK AND VOID
			D. EVANS	K. WILLIAMS	B. ADAMS	R. SMITH	POWELL	S. FLAGLER	E. CAMPOS	J. EAGLE		
			5A	6A	7A	8A	9A	10A	11A	12A		
Leg. Dist. 29/16	1/2/20/26	272	44	38	24	13	36	32	21	23	0	41
	3/8/9	336	57	35	40	23	40	35	44	22	0	40
	4/6/11/14 /16- 1	460	86	52	36	26	43	54	52	31	8	72
	5/7/10	244	45	35	23	16	23	30	29	15	2	26
	12/24	268	54	29	21	13	34	39	22	18	4	34
	13	152	27	22	14	7	16	24	15	13	0	14
	15/16/19	292	44	32	30	17	37	37	21	21	4	49
	17	152	25	17	14	7	24	11	30	9	0	15
	18/27	128	22	16	16	8	16	10	16	7	2	15
	21	160	29	13	18	8	14	12	15	13	1	37
	22	224	44	23	23	17	31	12	12	11	0	51
	23	284	45	55	23	29	29	40	32	21	0	10
	25	280	53	35	46	29	45	14	29	21	0	8
Leg. Dist. 29/16		<u>3,252</u>	<u>575</u>	<u>402</u>	<u>328</u>	<u>213</u>	<u>388</u>	<u>350</u>	<u>338</u>	<u>225</u>	<u>21</u>	<u>412</u>
GRAND TOTAL:		<u>24,604</u>	<u>4,360</u>	<u>2,654</u>	<u>2,823</u>	<u>1,551</u>	<u>2,987</u>	<u>2,082</u>	<u>2,853</u>	<u>1,929</u>	<u>252</u>	<u>3,113</u>

TOWN OF BRIGHTON  
SUPERVISOR  
DEMOCRATIC PRIMARY

LEGISLATIVE DISTRICT OR TOWN	ELECTION DISTRICT	TOTAL VOTES	SUSAN KRAMARSKY	WILLIAM W. MOEHLE	SCATTER	BLANK AND VOID
			1A	2A		
Brighton	1/13/23/31/32/33	349	149	196	4	0
	2/26/44	54	22	32	0	0
	3	35	18	17	0	0
	4/5/9/25/27	314	121	193	0	0
	6	56	20	35	1	0
	7/11/15/24/34	183	89	93	1	0
	8/16/18	129	61	64	4	0
	10/21	123	53	68	2	0
	12/29/39	162	74	88	0	0
	14/30	78	37	35	3	3
	17	18	12	6	0	0
	19/28	121	62	59	0	0
	20/35/40/46	190	83	107	0	0
	22/37/42	116	75	40	0	1
	36/45	23	18	5	0	0
	38	50	28	22	0	0
	41/43	71	35	36	0	0
GRAND TOTAL:		<u>2,072</u>	<u>957</u>	<u>1,096</u>	<u>15</u>	<u>4</u>

TOWN OF IRONDEQUOIT  
SUPERVISOR  
DEMOCRATIC PRIMARY

LEGISLATIVE DISTRICT OR TOWN	ELECTION DISTRICT	TOTAL VOTES	MARY JOYCE D'AURIZIO	ROBERT J. AMENT	SCATTER	BLANK AND VOID
			2A	3A		
Irondequoit	1	12	7	5	0	0
	2/45/48	44	26	15	2	1
	3	23	15	8	0	0
	4/46	32	20	12	0	0
	5/12/19	42	29	12	0	1
	6	27	21	5	0	1
	7/16/22	63	41	18	3	1
	8/10/20	56	46	9	0	1
	9/40/53/68	61	37	22	2	0
	11/41/52/61	56	37	18	0	1
	13/21/24/31/70	77	43	27	3	4
	14/28	36	28	8	0	0
	15/30/49	44	31	13	0	0
	17/32/58	45	30	15	0	0
	18/57/71/72	31	21	10	0	0
	23/29/35/43	33	25	8	0	0
	25/59/60	36	14	19	0	3
	26/54/65/67	48	19	24	3	2
	27/42/63	55	34	20	0	1
	33/44	77	22	52	3	0
	34	21	15	5	0	1
	36/50/66/69	30	19	8	0	3
	37	9	6	3	0	0
	38/55/56	43	31	12	0	0
	39	4	4	0	0	0
	47/51/62	56	43	13	0	0
	64	12	7	5	0	0
GRAND TOTAL:		<u>1,073</u>	<u>671</u>	<u>366</u>	<u>16</u>	<u>20</u>

TOWN OF IRONDEQUOIT  
MEMBER OF TOWN COUNCIL  
DEMOCRATIC PRIMARY  
(VOTE FOR 2)

LEGISLATIVE DISTRICT OR TOWN	ELECTION DISTRICT	TOTAL VOTES	JOHN PERTICONE	CHRISTIAN W. REDDER	STEPHANIE ALDERSLEY	SCATTER	BLANK AND VOID
			4A	5A	6A		
Irondequoit	1	24	8	4	6	0	6
	2/45/48	88	37	13	30	2	6
	3	46	17	6	18	0	5
	4/46	64	19	13	23	0	9
	5/12/19	84	38	8	37	0	1
	6	54	21	7	24	0	2
	7/16/22	126	49	15	47	4	11
	8/10/20	112	45	12	49	0	6
	9/40/53/68	122	41	19	45	1	16
	11/41/52/61	112	42	16	48	0	6
	13/21/24/31/70	154	55	17	67	2	13
	14/28	72	29	11	32	0	0
	15/30/49	88	35	10	36	1	6
	17/32/58	90	30	14	34	0	12
	18/57/71/72	62	25	4	30	0	3
	23/29/35/43	66	28	7	30	0	1
	25/59/60	72	23	17	22	0	10
	26/54/65/67	96	27	16	25	4	24
	27/42/63	110	43	12	47	1	7
	33/44	154	43	41	38	5	27
	34	42	21	5	14	0	2
	36/50/66/69	60	20	12	23	0	5
	37	18	8	2	8	0	0
	38/55/56	86	36	10	35	0	5
	39	8	4	0	4	0	0
	47/51/62	112	46	11	47	0	8
	64	24	8	4	10	0	2
GRAND TOTAL:		<u>2,146</u>	<u>798</u>	<u>306</u>	<u>829</u>	<u>20</u>	<u>193</u>

TOWN OF IRONDEQUOIT  
MEMBER OF TOWN COUNCIL  
REPUBLICAN PRIMARY  
(VOTE FOR 2)

LEGISLATIVE DISTRICT OR TOWN	ELECTION DISTRICT	TOTAL VOTES	ROBERT J. NOTTELL	ROBERT E. MOORE	JOHN PERTICONE	STEPHANIE ALDERSLEY	SCATTER	BLANK AND VOID
			4B	5B	6B	7B		
Irondequoit	1	36	12	11	7	6	0	0
	2/45/48	88	21	26	15	20	4	2
	3	20	6	7	4	3	0	0
	4/46	54	6	13	15	18	0	2
	5/12/19	54	15	17	10	11	0	1
	6	56	15	15	14	12	0	0
	7/16/22	134	37	40	20	32	3	2
	8/10/20	160	46	50	31	31	0	2
	9/40/53/68	130	43	48	18	20	0	1
	11/41/52/61	90	24	26	17	16	1	6
	13/21/24/31/70	112	22	28	30	32	0	0
	14/28	54	17	17	11	9	0	0
	15/30/49	130	36	41	23	22	2	6
	17/32/58	92	30	30	13	16	1	2
	18/57/71/72	84	20	24	18	18	2	2
	23/29/35/43	56	12	12	15	14	3	0
	25/59/60	80	21	22	15	16	0	6
	26/54/65/67	60	17	15	13	10	1	4
	27/42/63	100	30	28	18	22	0	2
	33/44	142	52	55	17	12	3	3
	34	44	9	12	11	9	2	1
	36/50/66/69	28	6	5	8	6	3	0
	37	32	12	10	6	3	1	0
	38/55/56	58	14	18	11	10	2	3
	39	8	1	1	3	3	0	0
	47/51/62	140	36	45	26	32	0	1
	64	10	1	1	4	4	0	0
GRAND TOTAL:		<u>2,052</u>	<u>561</u>	<u>617</u>	<u>393</u>	<u>407</u>	<u>28</u>	<u>46</u>

TOWN OF PARMA  
SUPERINTENDENT OF HIGHWAYS  
REPUBLICAN PRIMARY

<u>LEGISLATIVE DISTRICT OR TOWN</u>	<u>ELECTION DISTRICT</u>	<u>TOTAL VOTES</u>	BRIAN F. SPEER <u>1B</u>	MIKE CLARK <u>2B</u>	<u>SCATTER</u>	<u>BLANK AND VOID</u>
Parma	1/11	78	58	19	0	1
	28/12	271	107	162	1	1
	3/13	194	93	99	2	0
	4/5/6/7	222	108	113	1	0
	9/10/14/15	282	178	101	2	1
GRAND TOTAL:		<u><u>1,047</u></u>	<u><u>544</u></u>	<u><u>494</u></u>	<u><u>6</u></u>	<u><u>3</u></u>

TOWN OF CHILI  
SUPERVISOR  
CONSERVATIVE PRIMARY

LEGISLATIVE DISTRICT OR TOWN	ELECTION DISTRICT	TOTAL VOTES	DAVID J. DUNNING <u>1C</u>	GEORGE J. BARTNETT <u>2C</u>	SCATTER	BLANK AND VOID
Chili	1/2-33	<u>89</u>	<u>70</u>	<u>18</u>	<u>0</u>	<u>1</u>
GRAND TOTAL:		<u><u>89</u></u>	<u><u>70</u></u>	<u><u>18</u></u>	<u><u>0</u></u>	<u><u>1</u></u>



COUNTY LEGISLATOR  
6TH DISTRICT  
INDEPENDENCE PRIMARY

LEGISLATIVE DISTRICT OR TOWN	ELECTION DISTRICT	TOTAL VOTES	WALTER J. SCHIEMANN 1E	FRED ANCELLO 2E	SCATTER	BLANK AND VOID
Greece	5 /6/7/8/9/10/11/12/15/19/22/23/25/26/30/31/41/46/47/48/49/50/53/56/62/72/78/80/88/96/101	55	3	35	17	0
GRAND TOTAL:		<u>55</u>	<u>3</u>	<u>35</u>	<u>17</u>	<u>0</u>

COUNTY LEGISLATOR  
16TH DISTRICT  
INDEPENDENCE PRIMARY

LEGISLATIVE DISTRICT OR TOWN	ELECTION DISTRICT	TOTAL VOTES	VINCENT J. ESPOSITO		BLANK AND VOID
			1E	SCATTER	
Leg. Dist. 16	1	0	0	0	0
Leg. Dist. 16		0	0	0	0
Irondequoit	1	3	3	0	0
	3	7	6	1	0
	4/46	9	3	6	0
	7/16/22	14	6	8	0
	8/10/20	19	14	5	0
	9/40/53/68	8	6	2	0
	14/28	5	3	2	0
	15/30/49	13	10	3	0
	18/57/71/72	11	9	2	0
	25/59/60	11	7	4	0
	27/42/63	16	8	7	1
	33/44	3	1	2	0
	34	8	6	2	0
	47/51/62	10	8	2	0
	64	4	3	1	0
Irondequoit		141	93	47	1
GRAND TOTAL:		141	93	47	1

COUNTY LEGISLATOR  
18TH DISTRICT  
INDEPENDENCE PRIMARY

LEGISLATIVE DISTRICT OR TOWN	ELECTION DISTRICT	TOTAL VOTES	KYRAN P. MCCARTHY 1E	CIARAN HANNA 2E	SCATTER	BLANK AND VOID
East Rochester	1/2/7	6	1	5	0	0
Perinton	1/2/3/8/10/11/12/13/15/16/17/18/21/22/23/27/28/29/32/33/35/41/44/46/49/51/52/53/55	32	4	26	2	0
GRAND TOTAL:		<u>38</u>	<u>5</u>	<u>31</u>	<u>2</u>	<u>0</u>

TOWN OF CHILI  
SUPERVISOR  
INDEPENDENCE PRIMARY

LEGISLATIVE DISTRICT OR TOWN	ELECTION DISTRICT	TOTAL VOTES	DAVID J. DUNNING 1E	DARIO MARCHIONI 2E	SCATTER	BLANK AND VOID
Chili	1/2-33	34	20	13	1	0
GRAND TOTAL:		34	20	13	1	0

TOWN OF MENDON  
SUPERVISOR  
INDEPENDENCE PRIMARY

<u>LEGISLATIVE DISTRICT OR TOWN</u>	<u>ELECTION DISTRICT</u>	<u>TOTAL VOTES</u>	JOHN D. MOFFITT <u>1E</u>	<u>SCATTER</u>	<u>BLANK AND VOID</u>
Mendon	1/2-9	<u>32</u>	<u>25</u>	<u>6</u>	<u>1</u>
GRAND TOTAL:		<u>32</u>	<u>25</u>	<u>6</u>	<u>1</u>

TOWN OF MENDON  
 MEMBER OF TOWN COUNCIL  
 INDEPENDENCE PRIMARY  
 (VOTE FOR 2)

<u>LEGISLATIVE DISTRICT OR TOWN</u>	<u>ELECTION DISTRICT</u>	<u>TOTAL VOTES</u>	<u>MICHAEL E. ROBERTS 2E</u>	<u>WAYNE H. MENZ 3E</u>	<u>SCATTER</u>	<u>BLANK AND VOID</u>
Mendon	1/2-9	<u>64</u>	<u>26</u>	<u>26</u>	<u>9</u>	<u>3</u>
GRAND TOTAL:		<u><u>64</u></u>	<u><u>26</u></u>	<u><u>26</u></u>	<u><u>9</u></u>	<u><u>3</u></u>

STATE SUPREME COURT JUSTICE  
7TH JUDICIAL DISTRICT  
(VOTE FOR 2)  
SUMMARY

LEGISLATIVE DISTRICT OR TOWN	TOTAL VOTES	NANCY E. SMITH	THOMAS E. MORAN	NANCY E. SMITH	THOMAS E. MORAN	NANCY E. SMITH	THOMAS E. MORAN	SCATTER	BLANK AND VOID
		REP	REP	CON	CON	IND	IND		
Leg. Dist. 07	788	133	144	35	34	52	62	1	327
Leg. Dist. 16	12	0	0	0	0	2	2	1	7
Leg. Dist. 21	5,596	694	688	178	193	434	431	20	2,958
Leg. Dist. 22	2,974	247	236	82	84	130	102	6	2,087
Leg. Dist. 23	8,156	1,083	1,072	244	267	717	706	58	4,009
Leg. Dist. 24	5,040	609	598	145	143	448	429	57	2,611
Leg. Dist. 25	4,538	405	366	133	113	248	239	33	3,001
Leg. Dist. 26	4,356	763	763	247	250	291	274	10	1,758
Leg. Dist. 27	6,478	627	591	222	226	365	336	19	4,092
Leg. Dist. 28	3,492	461	460	126	136	200	189	11	1,909
Leg. Dist. 29	4,174	543	530	159	181	259	247	16	2,239
CITY	45,604	5,565	5,448	1,571	1,627	3,146	3,017	232	24,998
Brighton	17,926	3,130	3,128	582	614	1,446	1,393	53	7,580
Chili	13,100	2,968	3,013	933	934	738	708	12	3,794
Clarkson	2,260	517	516	175	177	123	120	3	629
East Rochester	3,262	688	687	132	139	175	183	2	1,256
Gates	10,956	2,613	2,647	661	679	498	512	14	3,332
Greece	36,588	8,205	8,366	2,621	2,682	1,827	1,812	47	11,028
Hamlin	3,456	910	924	229	246	175	172	10	790
Henrietta	12,486	2,598	2,667	769	798	800	781	24	4,049
Irondequoit	23,928	4,922	4,980	1,201	1,253	1,675	1,705	51	8,141
Mendon	5,434	1,293	1,311	364	373	358	356	12	1,367
Ogden	7,262	1,704	1,696	634	659	363	359	8	1,839
Parma	7,330	1,710	1,739	545	553	378	382	13	2,010
Penfield	16,920	3,924	3,915	972	1,007	1,122	1,137	24	4,819
Perinton	22,848	5,701	5,677	1,344	1,374	1,455	1,423	41	5,833
Pittsford	14,496	3,610	3,496	662	667	980	927	34	4,120
Riga	2,888	735	747	227	231	139	128	0	681
Rush	2,478	563	603	127	136	144	140	4	761
Sweden	4,178	838	861	293	295	259	236	17	1,379
Webster	19,202	4,510	4,540	1,233	1,291	1,136	1,124	16	5,352
Wheatland	2,426	502	528	158	159	165	175	1	738
TOWNS	229,424	51,641	52,041	13,862	14,267	13,956	13,773	386	69,498
GRAND TOTAL:	275,028	57,206	57,489	15,433	15,894	17,102	16,790	618	94,496

STATE SUPREME COURT JUSTICE  
7TH JUDICIAL DISTRICT  
(VOTE FOR 2)  
DETAIL

LEGISLATIVE DISTRICT OR TOWN	ELECTION DISTRICT	TOTAL VOTES	NANCY	THOMAS	NANCY	THOMAS	NANCY	THOMAS	SCATTER	BLANK AND VOID
			E. SMITH REP	E. MORAN REP	E. SMITH CON	E. MORAN CON	E. SMITH IND	E. MORAN IND		
Leg. Dist. 07										
	1	460	82	82	23	23	35	39	0	176
	2	328	51	62	12	11	17	23	1	151
Leg. Dist. 07		788	133	144	35	34	52	62	1	327
Leg. Dist. 16										
	1	12	0	0	0	0	2	2	1	7
Leg. Dist. 16		12	0	0	0	0	2	2	1	7
Leg. Dist. 21										
	1	342	45	52	13	11	35	31	3	152
	2	222	35	36	9	9	26	26	0	81
	3	208	24	23	9	11	8	7	0	126
	4	136	13	13	3	6	6	6	2	87
	5/16	312	43	39	12	15	30	32	0	141
	6	256	30	32	1	1	14	16	8	154
	7	412	55	54	17	18	27	26	0	215
	8/28	134	15	12	1	1	11	14	0	80
	9	280	37	34	6	12	29	29	0	133
	10	496	80	78	11	14	40	36	3	234
	11	120	17	14	3	5	4	3	0	74
	12	330	39	40	16	12	21	23	0	179
	13	158	12	13	2	2	20	18	0	91
	14	108	18	18	13	13	10	8	1	27
	15	242	25	25	6	7	18	20	0	141
	17	222	30	34	8	7	8	6	0	129
	18/26/31	216	17	15	4	6	17	15	0	142
	19	58	3	5	1	0	7	6	0	36
	20	144	21	19	3	4	18	19	0	60
	21	176	22	17	5	6	13	14	0	99
	22	144	14	14	6	5	9	11	0	85
	23/32	166	21	24	8	6	8	8	0	91
	24	352	44	52	13	10	32	33	1	167
	25	202	21	11	3	8	14	14	2	129
	27	90	7	5	3	2	5	6	0	62
	29	66	5	8	2	2	4	4	0	41
	30	4	1	1	0	0	0	0	0	2
Leg. Dist. 21		5,596	694	688	178	193	434	431	20	2,958
Leg. Dist. 22										
	1	182	14	20	10	7	8	5	0	118
	2	46	4	4	4	2	2	2	0	28
	3	94	3	6	1	1	3	1	0	79
	4	60	3	3	2	0	4	3	0	45



STATE SUPREME COURT JUSTICE  
7TH JUDICIAL DISTRICT  
(VOTE FOR 2)  
DETAIL

LEGISLATIVE DISTRICT OR TOWN	ELECTION DISTRICT	TOTAL VOTES	NANCY	THOMAS	NANCY	THOMAS	NANCY	THOMAS	SCATTER	BLANK AND VOID
			E. SMITH REP	E. MORAN REP	E. SMITH CON	E. MORAN CON	E. SMITH IND	E. MORAN IND		
Leg. Dist. 22										
	5	116	7	6	5	4	9	8	0	77
	6	108	6	6	0	0	3	2	0	91
	7	64	2	2	2	2	0	0	0	56
	8	136	19	16	5	8	6	4	0	78
	9	88	6	4	2	1	3	3	0	69
	10	114	8	7	0	0	1	0	0	98
	11	140	7	8	3	3	5	8	4	102
	12	90	5	5	2	2	2	2	0	72
	13	42	5	0	2	2	0	0	0	33
	14	140	12	14	8	8	8	6	0	84
	15	162	9	9	4	6	9	4	0	121
	16	50	0	0	0	0	0	0	0	50
	17	62	7	7	1	1	2	1	0	43
	18	82	9	7	0	1	3	2	0	60
	19	86	3	5	1	4	5	3	0	65
	20	152	14	15	3	4	3	2	0	111
	21	106	7	4	3	1	4	3	0	84
	22	108	11	9	7	5	5	6	0	65
	23	90	4	4	1	2	1	2	0	76
	24	58	5	5	2	3	1	1	0	41
	25	348	47	45	9	9	23	20	2	193
	26	120	17	15	0	0	8	6	0	74
	27	130	13	10	5	8	12	8	0	74
Leg. Dist. 22		2,974	247	236	82	84	130	102	6	2,087
Leg. Dist. 23										
	1	136	19	19	3	3	12	11	3	66
	2	270	22	28	6	5	19	18	2	170
	3	188	26	22	4	5	21	23	2	85
	4	472	59	58	16	13	38	42	9	237
	5	186	23	23	3	2	20	16	2	97
	6	170	23	17	8	8	16	13	1	84
	7	224	22	21	7	7	20	21	4	122
	8	234	29	30	7	8	28	30	3	99
	9	214	32	30	3	2	17	15	1	114
	10	206	32	35	6	7	14	14	0	98
	11	304	35	38	5	6	30	31	2	157
	12	464	69	71	11	13	35	35	3	227
	13	300	58	54	10	13	23	24	0	118
	14	182	15	17	6	9	21	18	0	96
	15	158	21	27	7	9	17	15	0	62
	16	428	47	43	23	24	36	40	0	215
	17	398	56	46	13	17	42	43	2	179
	18	392	57	65	14	16	30	32	2	176

STATE SUPREME COURT JUSTICE  
7TH JUDICIAL DISTRICT  
(VOTE FOR 2)  
DETAIL

LEGISLATIVE DISTRICT OR TOWN	ELECTION DISTRICT	TOTAL VOTES	NANCY	THOMAS	NANCY	THOMAS	NANCY	THOMAS	SCATTER	BLANK AND VOID
			E. SMITH REP	E. MORAN REP	E. SMITH CON	E. MORAN CON	E. SMITH IND	E. MORAN IND		
Leg. Dist. 23										
	19	312	47	52	14	12	25	21	5	136
	20	400	45	39	11	14	34	29	4	224
	21	386	50	52	12	11	30	27	2	202
	22	288	37	35	6	8	22	22	3	155
	23	156	14	15	4	4	13	14	4	88
	24	312	54	53	3	7	23	22	0	150
	25	536	74	66	19	21	50	48	0	258
	26	582	78	82	9	9	56	54	4	290
	27	258	39	34	14	14	25	28	0	104
Leg. Dist. 23		8,156	1,083	1,072	244	267	717	706	58	4,009
Leg. Dist. 24										
	1	454	33	31	9	6	42	38	7	288
	2	372	41	36	6	9	34	32	4	210
	3	372	42	44	8	8	37	33	2	198
	4	318	43	39	8	9	30	31	5	153
	5	330	62	55	7	7	15	14	2	168
	6	230	32	29	6	6	19	20	0	118
	7	220	30	34	11	8	19	17	0	101
	8	278	42	38	11	12	24	23	4	124
	9	214	35	41	9	5	17	17	0	90
	10	338	26	24	10	10	32	30	8	198
	11	90	18	20	3	4	7	7	0	31
	12	72	10	11	3	1	4	5	0	38
	13	312	33	29	5	10	32	31	8	164
	14	354	19	28	10	9	27	26	6	229
	15	414	54	50	17	20	43	39	4	187
	16	250	23	27	5	4	20	20	6	145
	17	178	30	31	11	8	13	15	0	70
	18	218	32	28	6	6	29	27	1	89
	19	26	4	3	0	1	4	4	0	10
Leg. Dist. 24		5,040	609	598	145	143	448	429	57	2,611
Leg. Dist. 25										
	1	306	39	38	17	14	20	19	4	155
	2	208	8	11	6	4	11	10	2	156
	3	320	32	24	10	11	15	12	1	215
	4/12	384	46	41	7	7	32	30	4	217
	5	180	12	13	8	3	6	7	0	131
	6	262	28	28	5	6	21	22	3	149
	7	202	18	12	8	5	6	7	0	146
	8	242	7	6	4	1	10	10	0	204
	9	152	7	6	2	3	4	3	0	127

STATE SUPREME COURT JUSTICE  
7TH JUDICIAL DISTRICT  
(VOTE FOR 2)  
DETAIL

LEGISLATIVE DISTRICT OR TOWN	ELECTION DISTRICT	TOTAL VOTES	NANCY	THOMAS	NANCY	THOMAS	NANCY	THOMAS	SCATTER	BLANK AND VOID
			E. SMITH REP	E. MORAN REP	E. SMITH CON	E. MORAN CON	E. SMITH IND	E. MORAN IND		
Leg. Dist. 25										
	10	274	19	20	7	6	22	20	1	179
	11	162	8	5	4	5	6	5	0	129
	13	178	9	6	5	5	6	7	0	140
	14/24	372	60	51	6	7	25	25	4	194
	15	158	9	10	3	4	8	4	0	120
	16	168	11	13	5	1	4	8	0	126
	17	76	3	5	1	1	4	3	0	59
	18	190	22	14	6	5	8	9	2	124
	19	16	3	3	1	1	1	1	0	6
	20	24	3	4	3	2	2	1	0	9
	21	70	5	4	1	1	3	3	2	51
	22	208	23	17	6	6	12	11	6	127
	23	22	2	3	1	0	2	2	2	10
	25	364	31	32	17	15	20	20	2	227
Leg. Dist. 25		4,538	405	366	133	113	248	239	33	3,001
Leg. Dist. 26										
	1	510	100	99	31	27	35	34	0	184
	2	176	23	26	10	10	16	15	1	75
	3	126	29	28	5	6	11	8	0	39
	4	300	62	67	21	19	13	11	0	107
	5	200	28	27	13	16	14	11	0	91
	7	200	34	34	10	11	9	9	0	93
	8	186	28	24	6	5	10	7	1	105
	9	282	47	46	18	19	18	21	0	113
	10	224	36	35	8	10	21	17	0	97
	11	260	45	48	15	10	21	22	0	99
	12	260	56	51	16	16	18	19	1	83
	13	298	49	49	23	23	11	11	2	130
	14	316	59	59	23	23	30	29	0	93
	15	232	30	32	13	13	13	12	0	119
	16	310	64	63	13	16	21	21	2	110
	17	296	51	56	12	14	20	20	3	120
	18/19	180	22	19	10	12	10	7	0	100
Leg. Dist. 26		4,356	763	763	247	250	291	274	10	1,758
Leg. Dist. 27										
	1	270	24	24	14	16	13	12	4	163
	2	296	32	33	12	17	14	14	2	172
	3	248	18	16	8	8	21	17	0	160
	4	334	41	33	15	18	13	10	0	204
	5	318	24	26	5	4	22	22	0	215
	6	276	17	19	17	13	17	17	1	175

STATE SUPREME COURT JUSTICE  
7TH JUDICIAL DISTRICT  
(VOTE FOR 2)  
DETAIL

LEGISLATIVE DISTRICT OR TOWN	ELECTION DISTRICT	TOTAL VOTES	NANCY	THOMAS	NANCY	THOMAS	NANCY	THOMAS	SCATTER	BLANK AND VOID
			E. SMITH REP	E. MORAN REP	E. SMITH CON	E. MORAN CON	E. SMITH IND	E. MORAN IND		
Leg. Dist. 27										
	7	284	26	21	6	7	24	26	2	172
	8	232	21	17	3	6	8	8	0	169
	9	368	23	17	2	2	24	20	2	278
	10	300	33	29	14	14	17	16	2	175
	11	278	32	31	11	8	17	16	0	163
	12	242	19	20	6	7	19	18	0	153
	13	256	19	15	5	8	15	16	0	178
	14	232	22	23	10	9	13	16	0	139
	15	248	24	23	11	7	15	14	0	154
	16	302	26	26	12	10	18	15	0	195
	17	116	15	16	2	1	2	3	0	77
	18	224	32	33	13	12	7	7	0	120
	19	286	25	24	8	7	15	10	0	197
	20	174	10	13	4	4	7	6	0	130
	21	150	10	10	5	4	8	5	2	106
	22	352	30	29	9	9	15	11	2	247
	23	160	11	9	5	4	10	11	2	108
	27	230	40	34	9	13	9	7	0	118
	28	176	29	29	11	11	15	11	0	70
	31	126	24	21	5	7	7	8	0	54
Leg. Dist. 27		6,478	627	591	222	226	365	336	19	4,092
Leg. Dist. 28										
	1	154	18	17	9	10	10	6	0	84
	2	90	14	11	3	3	4	5	0	50
	3	100	10	12	3	2	7	6	0	60
	4	254	43	39	6	8	11	8	0	139
	5	174	36	37	3	4	5	3	2	84
	6	330	44	43	9	9	24	20	4	177
	7/17	280	41	42	6	5	16	19	0	151
	8	190	19	19	7	6	6	9	0	124
	9	216	31	32	10	10	13	11	2	107
	10/21	114	8	11	8	10	9	10	0	58
	11	192	23	26	3	8	13	11	0	108
	12	108	17	11	4	6	3	5	1	61
	13/25	132	15	14	6	5	6	9	0	77
	14	158	18	19	9	7	7	9	0	89
	15	68	6	5	4	4	5	5	1	38
	16	180	18	19	7	6	6	4	0	120
	18/19	146	21	26	2	4	11	8	0	74
	20	260	38	37	13	14	19	19	0	120
	22	72	7	9	1	0	5	5	0	45
	23/24	274	34	31	13	15	20	17	1	143

STATE SUPREME COURT JUSTICE  
7TH JUDICIAL DISTRICT  
(VOTE FOR 2)  
DETAIL

LEGISLATIVE DISTRICT OR TOWN	ELECTION DISTRICT	TOTAL VOTES	NANCY	THOMAS	NANCY	THOMAS	NANCY	THOMAS	SCATTER	BLANK AND VOID
			E. SMITH REP	E. MORAN REP	E. SMITH CON	E. MORAN CON	E. SMITH IND	E. MORAN IND		
Leg. Dist. 28		3,492	461	460	126	136	200	189	11	1,909
Leg. Dist. 29										
	1/2	78	11	6	1	2	1	2	0	55
	3	154	24	22	4	3	13	12	0	76
	4	178	23	22	11	10	7	11	4	90
	5/7	174	32	26	2	5	14	16	0	79
	6	80	9	11	7	8	2	1	0	42
	8	162	22	25	2	6	8	9	0	90
	9	178	28	34	4	4	8	7	2	91
	10	182	24	21	10	13	12	11	0	91
	11	138	23	24	1	2	7	5	0	76
	12	142	20	17	12	13	14	16	0	50
	13	114	16	16	3	4	6	6	0	63
	14	194	22	26	10	13	14	11	0	98
	15	134	13	11	0	4	7	6	2	91
	16	48	4	2	4	5	1	2	0	30
	17	354	46	46	21	21	21	20	2	177
	18/27	272	44	50	9	7	23	22	2	115
	19	132	16	9	3	7	8	11	0	78
	20	210	18	16	8	8	21	17	2	120
	21	260	28	31	9	10	17	15	0	150
	22	172	21	20	5	7	10	7	0	102
	23	190	12	9	3	2	5	4	2	153
	24	224	30	33	15	14	16	12	0	104
	25	310	52	50	10	10	22	21	0	145
	26	94	5	3	5	3	2	3	0	73
Leg. Dist. 29		4,174	543	530	159	181	259	247	16	2,239
CITY Brighton		45,604	5,565	5,448	1,571	1,627	3,146	3,017	232	24,998
	1	524	82	83	19	17	43	39	2	239
	2	306	58	55	12	14	24	21	1	121
	3	374	69	68	21	22	20	20	0	154
	4	464	69	68	8	6	70	72	2	169
	5	432	62	58	12	14	36	33	4	213
	6	596	113	114	16	19	44	44	0	246
	7	316	48	43	13	13	27	28	0	144
	8	468	103	107	13	13	34	30	1	167
	9	460	65	65	20	19	37	39	2	213
	10	500	90	90	14	14	47	47	3	195
	11	472	85	83	14	19	48	44	0	179
	12	606	99	98	16	22	51	49	0	271
	13	382	68	67	13	11	39	37	2	145
	14	200	30	29	3	4	23	19	6	86

STATE SUPREME COURT JUSTICE  
7TH JUDICIAL DISTRICT  
(VOTE FOR 2)  
DETAIL

LEGISLATIVE DISTRICT OR TOWN	ELECTION DISTRICT	TOTAL VOTES	NANCY	THOMAS	NANCY	THOMAS	NANCY	THOMAS	SCATTER	BLANK AND VOID
			E. SMITH REP	E. MORAN REP	E. SMITH CON	E. MORAN CON	E. SMITH IND	E. MORAN IND		
Brighton										
	15	364	62	65	17	16	38	37	0	129
	16	304	92	83	12	12	16	18	0	71
	17	174	24	17	4	4	11	11	0	103
	18	376	54	50	4	5	35	32	4	192
	19	466	77	83	12	10	40	38	1	205
	20	238	32	34	16	16	17	17	0	106
	21	386	62	56	12	13	36	36	2	169
	22	438	87	84	15	17	31	30	0	174
	23	386	60	65	11	12	30	29	0	179
	24	578	114	121	17	22	36	35	0	233
	25	364	50	52	7	7	38	32	3	175
	26	338	62	71	14	14	25	21	3	128
	27	356	54	52	12	12	42	41	2	141
	28	430	67	67	8	11	32	30	0	215
	29	356	62	63	13	13	25	27	0	153
	30	732	142	136	23	27	28	28	0	348
	31	412	73	74	5	6	34	35	1	184
	32	504	92	87	14	16	41	39	2	213
	33	486	92	92	19	21	42	39	0	181
	34	386	69	69	22	22	24	24	0	156
	35	360	47	48	12	12	34	32	0	175
	36	152	28	27	5	7	10	13	2	60
	37	404	50	51	17	17	33	29	4	203
	38	426	75	67	17	19	22	27	2	197
	39	366	60	68	20	22	29	26	1	140
	40	620	123	129	9	11	55	50	1	242
	41	340	61	69	12	8	27	26	0	137
	42	170	25	26	7	6	12	11	0	83
	43	362	82	81	12	13	23	24	0	127
	44	98	18	20	4	0	7	6	0	43
	45	206	42	42	10	10	16	14	2	70
	46	248	51	51	6	6	14	14	0	106
Brighton		17,926	3,130	3,128	582	614	1,446	1,393	53	7,580
Chili										
	1	350	83	87	27	25	13	12	0	103
	2	584	125	136	46	46	42	39	0	150
	3	474	97	102	32	33	24	21	3	162
	4	266	52	50	21	22	21	21	0	79
	5	406	85	91	26	22	30	27	0	125
	6	442	102	107	27	25	33	30	0	118
	7	178	37	41	13	10	6	6	0	65
	8	400	97	105	34	29	19	17	1	98
	9	384	96	98	21	19	33	31	0	86

STATE SUPREME COURT JUSTICE  
7TH JUDICIAL DISTRICT  
(VOTE FOR 2)  
DETAIL

LEGISLATIVE DISTRICT OR TOWN	ELECTION DISTRICT	TOTAL VOTES	NANCY	THOMAS	NANCY	THOMAS	NANCY	THOMAS	SCATTER	BLANK AND VOID
			E. SMITH REP	E. MORAN REP	E. SMITH CON	E. MORAN CON	E. SMITH IND	E. MORAN IND		
Chili										
	10	268	64	66	26	29	20	17	0	46
	11	344	88	92	31	28	15	16	0	74
	12	380	88	87	19	19	20	20	0	127
	13	592	157	147	41	44	33	31	2	137
	14	448	100	99	50	51	27	27	0	94
	15	362	83	87	26	27	20	20	0	99
	16	776	194	196	53	48	22	24	0	239
	17	968	230	219	76	81	35	40	0	287
	18	398	90	88	25	23	20	21	0	131
	19	440	98	102	19	19	30	31	2	139
	20	556	123	135	34	37	38	35	0	154
	21	344	82	86	23	25	15	12	0	101
	22	270	49	48	13	15	14	16	0	115
	23	328	83	79	25	26	19	18	0	78
	24	520	122	124	30	33	30	28	1	152
	25	246	47	46	19	17	19	17	0	81
	26	464	97	90	40	43	27	26	3	138
	27	354	58	64	34	33	24	22	0	119
	28	296	63	59	16	18	14	14	0	112
	29	330	72	67	21	21	21	20	0	108
	30	146	38	38	16	17	9	9	0	19
	31	14	3	3	1	1	1	1	0	4
	32	358	80	86	31	29	15	15	0	102
	33	414	85	88	17	19	29	24	0	152
Chili		13,100	2,968	3,013	933	934	738	708	12	3,794
Clarkson										
	1	430	104	102	32	38	27	23	0	104
	2	326	77	75	19	19	19	17	0	100
	3	426	86	89	32	32	23	24	0	140
	4	508	125	124	35	35	27	27	2	133
	5	288	69	70	26	25	14	16	1	67
	6	282	56	56	31	28	13	13	0	85
Clarkson		2,260	517	516	175	177	123	120	3	629
East Rochester										
	1	530	106	110	19	20	28	28	0	219
	2	494	108	105	24	27	20	26	0	184
	3	514	113	115	17	18	25	24	0	202
	4	446	94	91	11	13	25	24	0	188
	5	358	75	78	18	20	23	23	0	121
	6	498	95	94	19	19	33	36	0	202
	7	422	97	94	24	22	21	22	2	140

STATE SUPREME COURT JUSTICE  
7TH JUDICIAL DISTRICT  
(VOTE FOR 2)  
DETAIL

LEGISLATIVE DISTRICT OR TOWN	ELECTION DISTRICT	TOTAL VOTES	NANCY	THOMAS	NANCY	THOMAS	NANCY	THOMAS	SCATTER	BLANK AND VOID
			E. SMITH REP	E. MORAN REP	E. SMITH CON	E. MORAN CON	E. SMITH IND	E. MORAN IND		
East Rochester		3,262	688	687	132	139	175	183	2	1,256
Gates										
	1	214	48	49	15	17	14	16	0	55
	2	304	76	80	12	13	15	14	0	94
	3	244	54	60	11	12	10	9	0	88
	4	364	87	90	22	21	12	9	0	123
	5	562	138	142	24	27	28	29	0	174
	6	328	72	84	19	17	14	15	0	107
	7	632	172	169	26	27	42	42	0	154
	8	306	84	87	16	14	11	14	0	80
	9	404	91	92	16	17	16	16	0	156
	10	234	53	53	15	14	7	8	2	82
	11	250	50	51	17	15	10	10	0	97
	12	232	45	44	21	20	22	16	0	64
	13	306	81	81	28	27	13	15	0	61
	14	292	73	75	11	14	9	7	0	103
	15	490	114	118	22	23	17	19	0	177
	16	232	54	50	20	22	13	11	2	60
	17	270	68	73	18	16	12	14	0	69
	18	370	94	95	22	27	13	11	0	108
	19	318	75	71	25	30	17	16	0	84
	20	294	65	68	25	21	10	13	0	92
	21	352	88	86	16	18	13	15	2	114
	22	318	70	77	34	39	14	12	0	72
	23	336	73	72	20	22	12	14	2	121
	24	306	68	69	21	16	14	19	0	99
	25	248	61	52	8	10	14	12	0	91
	26	382	89	93	29	26	19	22	0	104
	27	366	77	74	18	21	14	11	2	149
	28	248	56	61	13	12	13	16	1	76
	29	302	56	59	29	26	16	18	0	98
	30	178	44	46	13	13	5	5	0	52
	31	274	81	80	15	19	7	7	0	65
	32	358	85	86	24	29	13	14	2	105
	33	156	41	38	7	6	16	19	0	29
	34	248	69	60	17	16	6	7	0	73
	35	238	61	62	12	12	17	17	1	56
Gates		10,956	2,613	2,647	661	679	498	512	14	3,332
Greece										
	1	334	74	73	22	24	21	21	0	99
	2	418	97	96	31	31	26	30	3	104
	3	300	73	79	21	21	9	8	0	89
	4	274	62	65	23	25	11	9	0	79



STATE SUPREME COURT JUSTICE  
7TH JUDICIAL DISTRICT  
(VOTE FOR 2)  
DETAIL

LEGISLATIVE DISTRICT OR TOWN	ELECTION DISTRICT	TOTAL VOTES	NANCY	THOMAS	NANCY	THOMAS	NANCY	THOMAS	SCATTER	BLANK AND VOID
			E. SMITH REP	E. MORAN REP	E. SMITH CON	E. MORAN CON	E. SMITH IND	E. MORAN IND		
Greece										
	5	284	51	56	20	19	20	20	2	96
	6	238	34	39	29	28	14	15	0	79
	7	330	74	76	20	22	19	20	2	97
	8	308	52	54	28	27	20	18	0	109
	9	252	54	63	22	17	8	7	0	81
	10	274	54	54	21	18	16	14	0	97
	11	126	19	18	8	10	9	8	0	54
	12	196	38	35	12	18	13	14	0	66
	13	296	61	67	21	20	16	11	0	100
	14	266	54	56	21	18	13	14	2	88
	15	332	73	75	29	26	16	16	0	97
	16	252	58	59	20	21	18	15	0	61
	17	408	101	98	30	33	20	20	0	106
	18	362	91	89	21	21	21	24	0	95
	19	338	72	63	20	19	20	24	0	120
	20	264	46	50	30	26	15	14	0	83
	21	264	63	63	19	20	21	19	1	58
	22	230	43	50	16	16	15	15	0	75
	23	606	132	136	30	30	28	32	0	218
	24	414	98	103	27	28	19	20	0	119
	25	310	52	54	22	21	24	20	0	117
	26	268	64	65	19	20	17	12	2	69
	27	332	75	85	23	26	16	16	0	91
	28	358	82	83	27	27	16	16	0	107
	29	364	78	81	30	30	18	17	0	110
	30	206	44	44	13	12	17	19	0	57
	31	276	61	62	18	18	16	15	0	86
	32	300	59	58	21	22	26	24	0	90
	33	332	88	86	27	24	15	15	2	75
	34	386	80	78	29	35	17	18	2	127
	35	400	87	83	35	36	22	21	2	114
	36	412	96	96	26	28	17	18	0	131
	37	302	66	70	26	25	18	22	0	75
	38	448	111	107	22	22	20	21	0	145
	39	218	49	50	17	16	6	6	0	74
	40	280	56	60	14	15	14	13	0	108
	41	380	93	85	24	24	15	13	2	124
	42	286	47	50	15	18	14	12	0	130
	43	272	63	66	28	32	15	12	0	56
	44	456	108	109	26	30	17	19	0	147
	45	418	108	110	28	30	19	17	0	106
	46	202	38	40	13	13	11	9	2	76
	47	374	78	81	39	40	18	17	0	101
	48	262	58	62	20	20	11	12	0	79

STATE SUPREME COURT JUSTICE  
7TH JUDICIAL DISTRICT  
(VOTE FOR 2)  
DETAIL

LEGISLATIVE DISTRICT OR TOWN	ELECTION DISTRICT	TOTAL VOTES	NANCY	THOMAS	NANCY	THOMAS	NANCY	THOMAS	SCATTER	BLANK AND VOID
			E. SMITH REP	E. MORAN REP	E. SMITH CON	E. MORAN CON	E. SMITH IND	E. MORAN IND		
Greece										
	49	282	66	62	13	11	11	11	0	108
	50	392	77	84	27	29	18	17	0	140
	51	214	54	51	20	21	9	10	0	49
	52	386	100	98	36	34	12	11	0	95
	53	252	53	47	16	19	16	17	2	82
	54	382	77	78	33	32	25	23	0	114
	55	334	81	78	30	32	12	11	0	90
	56	466	127	123	30	37	17	18	0	114
	57	330	70	77	21	20	18	18	0	106
	58	442	89	90	38	37	24	24	2	138
	59	202	40	41	16	12	12	15	0	66
	60	236	55	55	15	16	13	14	0	68
	61	364	79	81	26	26	14	16	1	121
	62	392	80	81	27	29	17	17	2	139
	63	366	62	63	32	37	13	15	0	144
	64	264	69	69	12	12	13	10	1	78
	65	336	71	78	9	11	17	20	0	130
	66	160	28	34	15	15	7	9	0	52
	67	312	77	77	19	17	17	13	0	92
	68	454	101	110	38	37	17	18	0	133
	69	280	64	64	16	15	16	16	0	89
	70	690	167	175	48	47	40	38	0	175
	71	388	95	97	28	26	17	15	0	110
	72	438	109	103	29	28	20	21	0	128
	73	168	40	36	13	17	4	5	0	53
	74	250	54	58	12	10	19	22	2	73
	75	212	50	52	10	8	6	7	0	79
	76	234	59	62	13	15	15	12	0	58
	77	430	108	104	18	17	21	18	0	144
	78	210	52	52	9	13	5	7	0	72
	79	498	113	120	33	37	16	18	1	160
	80	492	118	124	44	41	22	22	0	121
	81	240	59	60	4	5	19	18	0	75
	82	212	53	51	10	12	10	13	2	61
	83	182	36	37	10	10	11	11	0	67
	84	346	87	89	26	24	16	14	0	90
	85	396	94	94	40	43	21	23	0	81
	86	528	116	113	37	40	20	22	0	180
	87	292	72	76	17	18	9	8	0	92
	88	360	77	76	29	38	21	18	4	97
	89	306	62	62	28	30	17	17	0	90
	90	372	90	85	26	27	14	14	0	116
	91	632	157	167	49	55	25	22	0	157
	92	402	90	84	24	24	24	25	1	130

STATE SUPREME COURT JUSTICE  
7TH JUDICIAL DISTRICT  
(VOTE FOR 2)  
DETAIL

LEGISLATIVE DISTRICT OR TOWN	ELECTION DISTRICT	TOTAL VOTES	NANCY	THOMAS	NANCY	THOMAS	NANCY	THOMAS	SCATTER	BLANK AND VOID
			E. SMITH REP	E. MORAN REP	E. SMITH CON	E. MORAN CON	E. SMITH IND	E. MORAN IND		
Greece										
	93	482	108	105	28	33	25	26	1	156
	94	308	56	64	24	22	19	18	0	105
	95	176	37	37	9	7	18	14	0	54
	96	310	66	71	20	20	14	14	1	104
	97	668	164	169	49	47	20	24	0	195
	98	492	97	93	37	37	30	28	3	167
	99	380	97	99	35	34	17	17	2	79
	100	484	103	105	43	46	27	26	0	134
	101	350	79	86	28	26	14	16	0	101
	102	424	109	115	36	35	16	16	0	97
	103	398	98	95	35	38	14	17	0	101
	104	480	103	116	31	33	28	27	0	142
	105	266	60	60	21	19	17	16	0	73
	106	258	70	73	20	18	10	9	0	58
	107	210	48	52	17	18	13	12	0	50
	108	208	47	48	12	13	11	11	0	66
	109	362	70	78	27	30	17	16	0	124
Greece		36,588	8,205	8,366	2,621	2,682	1,827	1,812	47	11,028
Hamlin										
	1	280	68	75	18	15	19	20	0	65
	2	452	135	139	23	26	19	20	0	90
	3/11	336	93	91	17	16	18	22	2	77
	4	298	82	84	20	21	15	15	0	61
	5	318	79	76	24	28	10	8	0	93
	6	258	67	62	17	20	16	18	4	54
	7	558	138	144	39	42	34	28	2	131
	8	248	60	59	21	22	10	8	0	68
	9	258	58	64	19	18	20	21	0	58
	10	450	130	130	31	38	14	12	2	93
Hamlin		3,456	910	924	229	246	175	172	10	790
Henrietta										
	1	448	108	112	29	31	24	24	0	120
	2	302	73	72	18	21	22	22	0	74
	3	154	35	39	7	6	12	11	0	44
	4	380	79	81	11	11	20	19	0	159
	5	350	67	70	33	31	19	23	2	105
	6	328	70	75	18	18	12	12	0	123
	7	330	69	70	24	23	32	32	2	78
	8	308	64	62	11	16	18	19	1	117
	9	304	61	61	22	21	18	15	0	106
	10	286	58	60	18	22	26	23	0	79

STATE SUPREME COURT JUSTICE  
7TH JUDICIAL DISTRICT  
(VOTE FOR 2)  
DETAIL

LEGISLATIVE DISTRICT OR TOWN	ELECTION DISTRICT	TOTAL VOTES	NANCY	THOMAS	NANCY	THOMAS	NANCY	THOMAS	SCATTER	BLANK AND VOID
			E. SMITH REP	E. MORAN REP	E. SMITH CON	E. MORAN CON	E. SMITH IND	E. MORAN IND		
Henrietta										
	11	260	58	56	17	15	10	10	0	94
	12	332	83	85	15	17	19	21	0	92
	13	362	70	72	24	27	20	18	1	130
	14	252	58	57	15	17	14	14	0	77
	15	328	67	67	9	13	28	28	0	116
	16	226	42	45	20	22	15	14	1	67
	17	398	73	77	28	29	32	34	0	125
	18	350	63	65	29	25	25	19	0	124
	19	266	61	60	20	21	10	10	0	84
	20	400	94	97	22	26	24	23	0	114
	21	298	58	60	19	19	26	27	0	89
	22	506	107	115	32	30	32	33	0	157
	23	210	43	44	16	18	14	11	3	61
	24	416	85	86	18	24	28	29	0	146
	25	384	83	86	26	29	21	20	0	119
	26	690	124	137	46	45	34	30	0	274
	27	582	131	135	42	40	38	35	0	161
	28	440	100	100	30	34	39	34	2	101
	29	558	104	99	33	31	34	33	6	218
	30	618	114	114	37	39	44	44	2	224
	31	180	34	34	15	15	12	10	0	60
	32	500	105	105	21	23	36	31	4	175
	33	262	54	58	12	10	12	15	0	101
	34	136	26	29	7	4	11	14	0	45
	35	342	77	82	25	25	19	24	0	90
Henrietta		12,486	2,598	2,667	769	798	800	781	24	4,049
Irondequoit										
	1	354	65	73	23	23	26	30	0	114
	2	252	64	65	13	15	11	10	0	74
	3	438	73	71	25	23	39	40	0	167
	4	390	88	90	16	19	21	19	2	135
	5	292	65	61	10	10	21	22	0	103
	6	618	126	125	22	23	41	41	1	239
	7	628	121	126	28	28	57	56	1	211
	8	408	92	100	23	21	28	31	0	113
	9	362	77	80	19	17	22	22	0	125
	10	498	108	112	19	19	32	32	2	174
	11	178	49	45	5	8	6	9	0	56
	12	250	50	47	6	6	21	21	0	99
	13	472	98	89	28	31	41	41	0	144
	14	516	93	94	34	32	40	41	0	182
	15	582	132	131	24	24	40	39	2	190
	16	484	98	101	26	28	40	42	0	149

STATE SUPREME COURT JUSTICE  
7TH JUDICIAL DISTRICT  
(VOTE FOR 2)  
DETAIL

LEGISLATIVE DISTRICT OR TOWN	ELECTION DISTRICT	TOTAL VOTES	NANCY	THOMAS	NANCY	THOMAS	NANCY	THOMAS	SCATTER	BLANK AND VOID
			E. SMITH REP	E. MORAN REP	E. SMITH CON	E. MORAN CON	E. SMITH IND	E. MORAN IND		
Irondequoit	17	250	59	64	12	11	16	18	0	70
	18	380	74	73	20	22	21	25	0	145
	19	352	50	56	17	16	20	21	2	170
	20	410	90	91	19	19	32	30	2	127
	21	328	72	69	15	18	32	35	2	85
	22	446	73	80	30	27	24	27	2	183
	23	302	58	63	10	11	17	19	0	124
	24	352	56	63	27	30	25	23	0	128
	25	356	65	65	25	29	21	18	2	131
	26	180	28	31	10	10	12	12	0	77
	27	276	57	55	16	16	29	27	0	76
	28	286	68	65	27	25	21	23	0	57
	29	236	48	45	10	12	19	18	0	84
	30	384	81	74	9	10	39	40	0	131
	31	360	70	74	26	26	32	27	2	103
	32	326	69	66	11	11	33	33	2	101
	33	314	64	65	19	18	33	35	0	80
	34	582	137	140	28	26	31	31	0	189
	35	198	44	31	11	14	17	17	0	64
	36	144	27	21	6	8	7	9	0	66
	37	288	75	73	16	19	11	12	2	80
	38	206	34	34	12	13	15	14	1	83
	39	150	36	36	4	7	3	4	0	60
	40	268	58	63	9	6	20	18	0	94
	41	316	66	64	13	13	19	21	0	120
	42	462	87	89	27	27	36	36	2	158
	43	244	42	48	16	18	19	19	0	82
	44	830	170	175	38	36	68	77	5	261
	45	312	69	77	16	11	18	19	1	101
	46	386	96	91	12	13	21	22	0	131
	47	144	37	34	4	5	8	7	0	49
	48	370	87	80	27	29	23	23	1	100
	49	380	58	67	20	23	25	26	4	157
	50	180	33	39	7	6	12	11	0	72
	51	564	126	120	24	30	48	49	4	163
	52	310	63	63	10	12	22	23	2	115
	53	276	59	52	10	13	14	14	0	114
	54	90	24	22	9	9	1	1	0	24
	55	332	69	73	12	18	26	25	0	109
	56	316	60	68	17	17	23	22	0	109
	57	602	124	132	33	34	32	35	0	212
	58	364	70	77	28	30	19	21	2	117
	59	348	76	76	22	23	19	19	0	113
	60	378	62	66	35	35	27	28	0	125

STATE SUPREME COURT JUSTICE  
7TH JUDICIAL DISTRICT  
(VOTE FOR 2)  
DETAIL

LEGISLATIVE DISTRICT OR TOWN	ELECTION DISTRICT	TOTAL VOTES	NANCY	THOMAS	NANCY	THOMAS	NANCY	THOMAS	SCATTER	BLANK AND VOID
			E. SMITH REP	E. MORAN REP	E. SMITH CON	E. MORAN CON	E. SMITH IND	E. MORAN IND		
Irondequoit										
	61	428	100	101	23	25	28	27	4	120
	62	412	85	86	18	17	31	32	0	143
	63	326	75	72	16	16	28	27	0	92
	64	216	49	46	8	12	27	26	0	48
	65	196	37	39	7	9	10	9	1	84
	66	102	16	21	3	3	2	2	0	55
	67	300	53	55	16	15	16	16	0	129
	68	332	80	77	11	11	20	21	0	112
	69	100	11	9	3	5	3	2	0	67
	70	122	26	30	3	4	8	8	0	43
	71/72	94	20	24	3	3	6	5	0	33
Irondequoit		23,928	4,922	4,980	1,201	1,253	1,675	1,705	51	8,141
Mendon										
	1	754	177	171	51	57	57	56	0	185
	2	612	131	126	37	38	53	59	4	164
	3	768	205	206	45	49	49	48	0	166
	4	548	119	129	27	28	38	35	2	170
	5	658	152	165	49	52	40	34	3	163
	6	590	147	145	48	46	31	34	0	139
	7	700	179	176	54	57	36	33	3	162
	8	292	68	77	17	12	17	18	0	83
	9	512	115	116	36	34	37	39	0	135
Mendon		5,434	1,293	1,311	364	373	358	356	12	1,367
Ogden										
	1	374	85	78	27	28	16	16	0	124
	2	430	86	85	36	39	25	23	2	134
	3	510	132	126	38	40	33	34	0	107
	4	368	88	89	33	36	16	16	3	87
	5	368	75	75	26	24	22	21	0	125
	6	364	87	86	35	33	13	12	0	98
	7	234	62	60	19	21	17	15	0	40
	8	360	88	92	19	23	17	14	0	107
	9	318	71	73	29	31	16	16	0	82
	10	344	79	81	28	32	15	18	0	91
	11	314	72	71	38	40	24	25	0	44
	12	372	85	84	33	34	22	24	0	90
	13	282	65	64	28	25	21	21	0	58
	14	276	75	69	23	24	6	8	0	71
	15	432	98	100	42	45	19	16	0	112
	16	254	71	70	18	18	8	8	0	61
	17	332	71	78	30	30	14	14	0	95

STATE SUPREME COURT JUSTICE  
7TH JUDICIAL DISTRICT  
(VOTE FOR 2)  
DETAIL

LEGISLATIVE DISTRICT OR TOWN	ELECTION DISTRICT	TOTAL VOTES	NANCY	THOMAS	NANCY	THOMAS	NANCY	THOMAS	SCATTER	BLANK AND VOID
			E. SMITH REP	E. MORAN REP	E. SMITH CON	E. MORAN CON	E. SMITH IND	E. MORAN IND		
Ogden										
	18	414	99	96	46	49	16	15	0	93
	19	462	113	120	38	38	21	24	2	106
	20	454	102	99	48	49	22	19	1	114
Ogden		7,262	1,704	1,696	634	659	363	359	8	1,839
Parma										
	1	494	116	117	40	38	24	23	0	136
	2	582	139	135	37	38	27	28	2	176
	3	414	102	105	28	28	15	12	1	123
	4	478	113	111	42	43	25	26	0	118
	5	400	85	90	30	29	19	18	0	129
	6	200	48	50	16	17	7	6	0	56
	7	432	107	108	43	41	16	15	0	102
	8	800	193	192	45	48	43	45	2	232
	9	474	113	113	30	36	20	23	0	139
	10	506	103	112	48	46	27	29	4	137
	11	452	106	103	35	40	25	23	2	118
	12	408	93	95	26	24	30	31	0	109
	13	834	198	209	54	53	44	43	0	233
	14	332	80	83	25	30	20	22	0	72
	15	524	114	116	46	42	36	38	2	130
Parma		7,330	1,710	1,739	545	553	378	382	13	2,010
Penfield										
	1	148	29	27	16	15	9	9	0	43
	2	386	78	85	23	25	26	28	0	121
	3	360	76	75	32	37	24	23	2	91
	4	430	112	112	34	32	24	25	0	91
	5	490	100	98	23	24	34	35	0	176
	6	334	87	89	22	26	25	21	2	62
	7	484	108	106	36	38	42	44	0	110
	8	354	75	79	22	23	16	16	2	121
	9	588	123	119	19	20	45	42	0	220
	10	368	80	79	18	19	26	27	1	118
	11	246	63	69	12	11	10	14	0	67
	12	482	118	118	25	29	31	31	0	130
	13	448	90	100	32	33	20	16	0	157
	14	442	88	94	39	38	27	31	0	125
	15	500	110	114	27	26	46	45	0	132
	16	216	46	49	8	8	16	16	0	73
	17	432	102	104	17	17	35	29	1	127
	18	338	87	85	15	13	24	26	0	88
	19	608	155	149	29	30	29	31	1	184

STATE SUPREME COURT JUSTICE  
7TH JUDICIAL DISTRICT  
(VOTE FOR 2)  
DETAIL

LEGISLATIVE DISTRICT OR TOWN	ELECTION DISTRICT	TOTAL VOTES	NANCY	THOMAS	NANCY	THOMAS	NANCY	THOMAS	SCATTER	BLANK AND VOID
			E. SMITH REP	E. MORAN REP	E. SMITH CON	E. MORAN CON	E. SMITH IND	E. MORAN IND		
Penfield										
	20	460	107	108	23	25	30	32	2	133
	21	450	96	96	23	24	41	43	0	127
	22	356	68	65	17	18	20	23	0	145
	23	552	123	122	26	31	39	39	0	172
	24	532	128	121	32	37	36	38	1	139
	25	346	82	83	25	27	21	20	0	88
	26	250	59	64	11	12	11	9	2	82
	27	500	119	112	27	31	46	48	3	114
	28	288	64	63	12	11	27	28	0	83
	29	436	103	98	25	27	27	30	0	126
	30	674	173	173	50	47	32	33	1	165
	31	296	63	64	18	16	19	16	0	100
	32	238	53	52	12	11	18	21	2	69
	33	470	103	99	37	37	36	36	0	122
	34	320	74	70	20	20	19	18	0	99
	35	448	97	102	22	22	32	31	0	142
	36	290	64	61	11	12	35	35	0	72
	37	684	189	189	38	36	33	35	4	160
	38	276	71	70	15	16	17	18	0	69
	39	292	68	69	23	25	17	15	0	75
	40	438	109	106	17	16	27	28	0	135
	41	386	116	111	25	27	14	16	0	77
	42	284	68	66	14	15	16	16	0	89
Penfield		16,920	3,924	3,915	972	1,007	1,122	1,137	24	4,819
Perinton										
	1	582	147	140	33	30	34	32	0	166
	2	518	134	128	26	25	33	32	1	139
	3	418	113	114	16	17	28	29	0	101
	4	388	89	85	19	20	36	36	2	101
	5	218	49	53	11	10	21	21	0	53
	6	412	80	82	24	25	28	26	0	147
	7	456	112	114	20	21	39	39	0	111
	8	402	115	111	23	27	24	23	1	78
	9	576	149	144	42	42	32	30	2	135
	10	472	108	114	25	22	40	37	0	126
	11	252	52	52	18	19	17	15	0	79
	12	436	108	106	28	26	35	31	0	102
	13	410	117	113	19	22	20	21	0	98
	14	446	103	114	29	28	31	29	2	110
	15	322	71	71	15	17	27	29	0	92
	16	326	70	64	15	17	26	27	0	107
	17	492	109	105	23	24	36	30	4	161
	18	462	111	106	32	36	21	21	0	135



STATE SUPREME COURT JUSTICE  
7TH JUDICIAL DISTRICT  
(VOTE FOR 2)  
DETAIL

LEGISLATIVE DISTRICT OR TOWN	ELECTION DISTRICT	TOTAL VOTES	NANCY	THOMAS	NANCY	THOMAS	NANCY	THOMAS	SCATTER	BLANK AND VOID
			E. SMITH REP	E. MORAN REP	E. SMITH CON	E. MORAN CON	E. SMITH IND	E. MORAN IND		
Perinton										
	19	402	104	100	29	28	26	26	0	89
	20	402	98	98	24	22	27	28	0	105
	21	546	131	123	35	36	32	36	3	150
	22	304	82	78	16	18	19	16	0	75
	23	622	152	147	46	44	40	36	0	157
	24	686	184	183	36	39	28	26	0	190
	25	336	77	78	16	10	20	22	1	112
	26	484	126	124	34	31	28	29	2	110
	27	334	98	101	15	13	14	13	0	80
	28	368	91	96	23	25	19	19	0	95
	29	240	54	54	9	9	17	16	4	77
	30	370	89	88	21	22	24	27	0	99
	31	530	146	145	21	28	21	19	5	145
	32	328	78	77	24	29	17	14	0	89
	33	434	104	107	26	26	36	39	0	96
	34	464	112	113	27	27	31	29	0	125
	35	344	80	83	26	26	28	27	0	74
	36	176	45	44	12	12	14	14	0	35
	37	388	97	93	26	27	32	32	2	79
	38	478	127	135	26	25	21	23	0	121
	39	430	111	112	31	34	21	22	0	99
	40	294	68	70	18	15	23	25	0	75
	41	282	66	65	17	20	19	19	2	74
	42	358	91	92	14	16	18	21	0	106
	43	700	184	186	36	39	39	32	0	184
	44	414	105	107	22	25	28	28	2	97
	45	562	154	158	34	34	33	34	0	115
	46	204	40	40	18	17	15	14	2	58
	47	354	89	89	23	26	24	20	2	81
	48	284	69	64	20	24	25	25	0	57
	49	388	97	99	22	22	27	25	0	96
	50	106	20	18	4	4	8	8	0	44
	51	472	131	136	39	40	25	26	0	75
	52	336	86	88	20	18	23	22	4	75
	53	388	94	90	23	24	20	23	0	114
	54	592	159	153	35	33	37	34	0	141
	55	464	124	127	27	28	26	23	0	109
	56	396	101	100	31	30	22	23	0	89
Perinton		22,848	5,701	5,677	1,344	1,374	1,455	1,423	41	5,833
Pittsford										
	1	386	99	88	17	17	25	19	0	121
	2	410	82	80	20	19	38	37	2	132
	3	766	230	230	24	20	35	32	0	195

STATE SUPREME COURT JUSTICE  
7TH JUDICIAL DISTRICT  
(VOTE FOR 2)  
DETAIL

LEGISLATIVE DISTRICT OR TOWN	ELECTION DISTRICT	TOTAL VOTES	NANCY	THOMAS	NANCY	THOMAS	NANCY	THOMAS	SCATTER	BLANK AND VOID
			E. SMITH REP	E. MORAN REP	E. SMITH CON	E. MORAN CON	E. SMITH IND	E. MORAN IND		
Pittsford										
	4	424	104	97	11	15	42	41	0	114
	5	306	69	65	18	16	26	26	1	85
	6	338	61	68	9	9	23	20	2	146
	7	210	54	52	11	12	15	18	0	48
	8	500	143	138	31	28	18	18	1	123
	9	550	143	138	23	21	42	40	0	143
	10	402	110	108	19	18	23	17	3	104
	11	340	79	79	14	16	20	20	2	110
	12	372	78	77	15	14	37	37	1	113
	13	326	80	71	16	16	23	22	1	97
	14	574	148	146	35	37	34	38	2	134
	15	258	51	54	17	16	21	20	3	76
	16	318	76	78	11	9	29	23	1	91
	17	546	120	119	24	23	36	34	0	190
	18	378	85	80	15	16	24	20	0	138
	19	328	80	76	26	22	23	23	0	78
	20	466	109	106	22	19	25	25	0	160
	21	428	91	91	20	21	26	23	1	155
	22	550	133	135	20	23	38	33	3	165
	23	402	111	98	20	23	27	28	0	95
	24	550	150	142	24	29	31	26	1	147
	25	636	163	160	19	20	42	38	0	194
	26	448	102	103	31	33	40	39	0	100
	27	340	88	83	17	18	20	20	0	94
	28	394	100	91	13	16	26	27	1	120
	29	454	112	113	21	21	38	36	1	112
	30	372	97	90	17	16	22	20	4	106
	31	420	110	103	20	20	33	29	2	103
	32	460	122	118	19	19	33	31	0	118
	33	472	125	126	29	28	26	26	0	112
	34	372	105	93	14	17	19	21	2	101
Pittsford		14,496	3,610	3,496	662	667	980	927	34	4,120
Riga										
	1	658	169	171	47	50	33	29	0	159
	2	480	133	137	28	31	19	19	0	113
	3	408	102	102	34	32	23	22	0	93
	4	486	114	120	42	43	27	24	0	116
	5	446	114	117	30	35	20	17	0	113
	6	410	103	100	46	40	17	17	0	87
Riga		2,888	735	747	227	231	139	128	0	681
Rush										

STATE SUPREME COURT JUSTICE  
7TH JUDICIAL DISTRICT  
(VOTE FOR 2)  
DETAIL

LEGISLATIVE DISTRICT OR TOWN	ELECTION DISTRICT	TOTAL VOTES	NANCY	THOMAS	NANCY	THOMAS	NANCY	THOMAS	SCATTER	BLANK AND VOID
			E. SMITH REP	E. MORAN REP	E. SMITH CON	E. MORAN CON	E. SMITH IND	E. MORAN IND		
Rush										
	1	676	168	172	34	37	32	31	2	200
	2	462	115	128	24	24	21	21	0	129
	3	714	149	167	33	37	42	39	2	245
	4	626	131	136	36	38	49	49	0	187
Rush		2,478	563	603	127	136	144	140	4	761
Sweden										
	1	488	96	105	32	30	28	22	1	174
	2	192	28	24	10	10	13	14	4	89
	3	492	96	99	26	28	36	31	2	174
	4	478	99	100	35	32	27	24	4	157
	5	142	30	27	4	4	11	8	2	56
	6	392	75	77	24	29	21	21	0	145
	7	462	94	96	30	32	26	23	2	159
	8	292	64	66	24	23	31	27	1	56
	9	238	47	48	19	20	17	15	0	72
	10	546	114	123	46	45	25	27	0	166
	11	124	22	20	12	11	10	9	0	40
	12	332	73	76	31	31	14	15	1	91
Sweden		4,178	838	861	293	295	259	236	17	1,379
Webster										
	1	526	126	127	30	35	33	31	1	143
	2	382	91	92	24	26	19	19	0	111
	3	496	118	117	26	32	38	34	2	129
	4	206	54	52	12	12	13	13	0	50
	5	440	106	105	20	24	30	27	0	128
	6	358	87	88	10	11	17	17	2	126
	7	494	114	112	25	27	28	30	2	156
	8	422	96	103	31	31	23	24	0	114
	9	422	106	100	36	40	23	24	2	91
	10	752	192	194	53	50	40	38	0	185
	11	376	91	88	29	29	18	22	0	99
	12	656	148	155	47	46	36	35	0	189
	13	440	104	108	21	25	23	23	0	136
	14	420	96	91	22	24	26	27	1	133
	15	348	74	77	17	16	23	26	0	115
	16	420	92	99	28	29	23	23	0	126
	17	398	105	99	30	35	24	26	0	79
	18	352	68	74	23	24	19	21	1	122
	19	684	171	165	47	43	37	40	0	181
	20	504	105	109	41	41	35	32	0	141
	21	460	114	116	31	30	27	26	0	116

STATE SUPREME COURT JUSTICE  
7TH JUDICIAL DISTRICT  
(VOTE FOR 2)  
DETAIL

LEGISLATIVE DISTRICT OR TOWN	ELECTION DISTRICT	TOTAL VOTES	NANCY	THOMAS	NANCY	THOMAS	NANCY	THOMAS	SCATTER	BLANK AND VOID
			E. SMITH REP	E. MORAN REP	E. SMITH CON	E. MORAN CON	E. SMITH IND	E. MORAN IND		
Webster										
	22	442	92	90	42	46	16	16	0	140
	23	430	105	95	29	34	37	35	0	95
	24	874	188	188	61	61	65	63	0	248
	25	254	51	52	17	17	12	14	0	91
	26	360	90	88	30	32	13	13	2	92
	27	352	92	92	27	29	22	24	0	66
	28	328	79	79	25	24	24	23	0	74
	29	308	74	74	16	15	23	21	0	85
	30	264	57	57	11	15	22	15	0	87
	31	542	133	129	34	35	26	24	0	161
	32	510	116	114	42	43	29	29	0	137
	33	506	130	126	29	30	31	32	0	128
	34	208	58	60	7	8	18	19	0	38
	35	312	68	75	35	36	14	15	1	68
	36	380	97	100	24	28	24	24	0	83
	37	702	165	168	37	38	51	53	0	190
	38	504	102	113	27	28	30	29	0	175
	39	536	112	128	19	19	27	27	0	204
	40	622	164	165	36	37	29	25	0	166
	41	520	132	130	28	30	25	22	2	151
	42	402	82	84	33	32	28	26	0	117
	43	290	65	62	21	24	15	17	0	86
Webster		19,202	4,510	4,540	1,233	1,291	1,136	1,124	16	5,352
Wheatland										
	1	478	91	95	34	36	34	35	0	153
	2	568	112	125	36	36	30	37	0	192
	3	494	102	104	29	29	38	42	0	150
	4	368	89	88	22	24	29	29	1	86
	5	518	108	116	37	34	34	32	0	157
Wheatland		2,426	502	528	158	159	165	175	1	738
TOWNS		229,424	51,641	52,041	13,862	14,267	13,956	13,773	386	69,498
GRAND TOTAL:		275,028	57,206	57,489	15,433	15,894	17,102	16,790	618	94,496

COUNTY EXECUTIVE  
SUMMARY

LEGISLATIVE DISTRICT OR TOWN	TOTAL VOTES	SANDRA L. FRANKEL	MAGGIE BROOKS	MAGGIE BROOKS	SANDRA L. FRANKEL	MAGGIE BROOKS	SCATTER	BLANK AND VOID
		DEM	REP	CON	WOR	IND		
Leg. Dist. 07	394	153	145	36	16	35	0	9
Leg. Dist. 16	6	2	3	0	0	0	0	1
Leg. Dist. 21	2,798	1,670	641	141	187	102	1	56
Leg. Dist. 22	1,487	1,076	219	41	48	38	0	65
Leg. Dist. 23	4,078	2,421	982	211	247	171	4	42
Leg. Dist. 24	2,520	1,481	570	95	242	96	5	31
Leg. Dist. 25	2,269	1,557	348	65	131	65	4	99
Leg. Dist. 26	2,178	898	849	190	92	130	1	18
Leg. Dist. 27	3,239	2,198	576	134	150	71	3	107
Leg. Dist. 28	1,746	944	502	98	83	71	0	48
Leg. Dist. 29	2,087	1,211	542	112	81	63	3	75
CITY	22,802	13,611	5,377	1,123	1,277	842	21	551
Brighton	8,963	5,182	2,607	442	326	339	3	64
Chili	6,550	1,980	3,130	785	248	316	4	87
Clarkson	1,130	295	557	154	48	55	2	19
East Rochester	1,631	514	772	121	45	112	1	66
Gates	5,478	1,742	2,739	527	148	230	2	90
Greece	18,294	5,812	8,678	2,227	577	793	12	195
Hamlin	1,728	395	939	219	46	101	2	26
Henrietta	6,243	2,422	2,622	676	192	266	2	63
Irondequoit	11,964	4,679	5,045	1,000	398	665	9	168
Mendon	2,717	816	1,293	325	82	172	0	29
Ogden	3,631	982	1,775	553	123	173	1	24
Parma	3,665	900	1,889	498	108	203	3	64
Penfield	8,460	2,978	3,869	843	227	450	3	90
Perinton	11,424	3,863	5,501	1,140	258	567	5	90
Pittsford	7,248	2,756	3,349	572	160	347	8	56
Riga	1,444	363	748	194	54	67	0	18
Rush	1,239	402	592	113	39	68	0	25
Sweden	2,089	670	916	269	67	123	2	42
Webster	9,601	3,035	4,687	1,053	247	497	4	78
Wheatland	1,213	390	526	142	50	77	0	28
TOWNS	114,712	40,176	52,234	11,853	3,443	5,621	63	1,322
GRAND TOTAL:	137,514	53,787	57,611	12,976	4,720	6,463	84	1,873

COUNTY EXECUTIVE  
DETAIL

LEGISLATIVE DISTRICT OR TOWN	ELECTION DISTRICT	TOTAL VOTES	SANDRA	MAGGIE	MAGGIE	SANDRA	MAGGIE	SCATTER	BLANK AND VOID
			L. FRANKEL DEM	BROOKS REP	BROOKS CON	L. FRANKEL WOR	BROOKS IND		
Leg. Dist. 07	1	230	87	87	19	10	22	0	5
	2	164	66	58	17	6	13	0	4
Leg. Dist. 07		394	153	145	36	16	35	0	9
Leg. Dist. 16	1	6	2	3	0	0	0	0	1
Leg. Dist. 16		6	2	3	0	0	0	0	1
Leg. Dist. 21	1	171	91	46	12	11	8	0	3
	2	111	62	28	4	8	7	0	2
	3	104	59	25	11	3	4	0	2
	4	68	45	17	2	2	1	0	1
	5/16	156	76	38	15	17	9	0	1
	6	128	67	23	5	16	6	0	11
	7	206	116	53	15	12	6	1	3
	8/28	67	40	10	2	12	3	0	0
	9	140	88	35	4	8	4	0	1
	10	248	154	63	11	10	7	0	3
	11	60	32	21	3	3	1	0	0
	12	165	87	43	9	13	11	0	2
	13	79	53	5	1	14	5	0	1
	14	54	23	16	11	3	0	0	1
	15	121	74	27	3	11	3	0	3
	17	111	75	22	4	3	3	0	4
	18/26/31	108	79	19	4	3	2	0	1
	19	29	17	7	1	2	0	0	2
	20	72	38	17	3	7	7	0	0
	21	88	54	25	2	3	2	0	2
	22	72	46	11	7	1	4	0	3
	23/32	83	53	18	2	6	1	0	3
	24	176	108	46	7	12	1	0	2
	25	101	78	10	2	3	3	0	5
	27	45	32	8	1	3	1	0	0
	29	33	22	7	0	1	3	0	0
	30	2	1	1	0	0	0	0	0
Leg. Dist. 21		2,798	1,670	641	141	187	102	1	56
Leg. Dist. 22	1	91	66	17	2	1	2	0	3
	2	23	15	5	0	0	2	0	1
	3	47	34	3	1	2	2	0	5
	4	30	24	4	1	0	1	0	0
	5	58	41	9	1	1	3	0	3
	6	54	44	5	0	2	0	0	3
	7	32	22	4	1	0	0	0	5
	8	68	44	7	4	9	2	0	2

COUNTY EXECUTIVE  
DETAIL

LEGISLATIVE DISTRICT OR TOWN	ELECTION DISTRICT	TOTAL VOTES	SANDRA L. FRANKEL	MAGGIE BROOKS	MAGGIE BROOKS	SANDRA L. FRANKEL	MAGGIE BROOKS	SCATTER	BLANK AND VOID
			DEM	REP	CON	WOR	IND		
Leg. Dist. 22									
	9	44	33	8	0	0	1	0	2
	10	57	50	4	0	0	1	0	2
	11	70	57	6	3	3	0	0	1
	12	45	38	2	1	0	1	0	3
	13	21	13	2	2	2	0	0	2
	14	70	45	16	1	3	1	0	4
	15	81	63	11	1	1	1	0	4
	16	25	23	1	0	0	0	0	1
	17	31	18	9	2	0	1	0	1
	18	41	27	4	0	3	1	0	6
	19	43	34	4	2	1	1	0	1
	20	76	61	9	2	1	1	0	2
	21	53	33	13	3	0	1	0	3
	22	54	42	5	1	4	1	0	1
	23	45	32	6	1	2	1	0	3
	24	29	22	4	2	1	0	0	0
	25	174	102	40	8	9	10	0	5
	26	60	43	15	0	1	1	0	0
	27	65	50	6	2	2	3	0	2
Leg. Dist. 22		1,487	1,076	219	41	48	38	0	65
Leg. Dist. 23									
	1	68	39	19	1	8	1	0	0
	2	135	92	30	2	6	2	0	3
	3	94	56	19	3	13	3	0	0
	4	236	146	47	17	11	13	0	2
	5	93	59	22	2	3	5	0	2
	6	85	57	17	6	3	2	0	0
	7	112	59	23	6	17	6	0	1
	8	117	75	23	6	7	6	0	0
	9	107	67	25	2	4	3	0	6
	10	103	56	27	7	10	2	0	1
	11	152	99	28	6	12	6	1	0
	12	232	135	73	10	8	6	0	0
	13	150	80	42	8	3	11	0	6
	14	91	56	22	4	6	3	0	0
	15	79	44	19	7	5	4	0	0
	16	214	108	48	19	21	12	0	6
	17	199	106	50	14	19	9	0	1
	18	196	102	61	16	12	4	0	1
	19	156	78	52	9	4	12	0	1
	20	200	138	33	7	11	7	0	4
	21	193	117	50	12	11	2	0	1
	22	144	88	33	6	13	4	0	0
	23	78	50	13	3	8	4	0	0
	24	156	89	49	5	3	9	0	1

COUNTY EXECUTIVE  
DETAIL

LEGISLATIVE DISTRICT OR TOWN	ELECTION DISTRICT	TOTAL VOTES	SANDRA L. FRANKEL		MAGGIE BROOKS	MAGGIE BROOKS	SANDRA L. FRANKEL		SCATTER	BLANK AND VOID
			DEM	REP	CON	WOR	IND			
Leg. Dist. 23										
	25	268	167	54	15	13	13	3	3	
	26	291	188	67	9	8	17	0	2	
	27	129	70	36	9	8	5	0	1	
		4,078	2,421	982	211	247	171	4	42	
Leg. Dist. 23										
Leg. Dist. 24										
	1	227	139	43	7	32	6	0	0	
	2	186	125	31	2	22	5	0	1	
	3	186	123	27	7	21	7	0	1	
	4	159	91	34	5	21	6	0	2	
	5	165	93	51	6	7	4	0	4	
	6	115	65	31	2	13	4	0	0	
	7	110	60	31	10	7	2	0	0	
	8	139	84	29	6	11	8	0	1	
	9	107	53	41	3	5	5	0	0	
	10	169	111	22	7	17	7	2	3	
	11	45	24	19	2	0	0	0	0	
	12	36	23	10	0	1	1	0	1	
	13	156	96	25	6	23	6	0	0	
	14	177	107	27	9	25	6	0	3	
	15	207	105	54	13	15	11	1	8	
	16	125	73	31	3	14	2	1	1	
	17	89	33	40	2	1	8	0	5	
	18	109	66	22	5	7	7	1	1	
	19	13	10	2	0	0	1	0	0	
		2,520	1,481	570	95	242	96	5	31	
Leg. Dist. 24										
Leg. Dist. 25										
	1	153	102	29	7	9	3	0	3	
	2	104	71	14	1	5	5	1	7	
	3	160	107	21	7	7	4	1	13	
	4/12	192	111	37	6	30	3	0	5	
	5	90	75	8	1	2	1	0	3	
	6	131	70	32	3	13	4	1	8	
	7	101	72	12	1	4	3	0	9	
	8	121	104	6	1	2	6	0	2	
	9	76	62	7	1	2	0	0	4	
	10	137	100	17	6	2	6	0	6	
	11	81	61	11	1	2	4	0	2	
	13	89	72	10	0	4	2	0	1	
	14/24	186	103	54	5	15	7	0	2	
	15	79	63	9	2	3	1	0	1	
	16	84	63	14	2	0	2	0	3	
	17	38	28	4	1	2	0	0	3	
	18	95	73	12	2	2	1	0	5	
	19	8	5	2	1	0	0	0	0	



COUNTY EXECUTIVE  
DETAIL

LEGISLATIVE DISTRICT OR TOWN	ELECTION DISTRICT	TOTAL VOTES	SANDRA L. FRANKEL	MAGGIE BROOKS	MAGGIE BROOKS	SANDRA L. FRANKEL	MAGGIE BROOKS	SCATTER	BLANK AND VOID
			DEM	REP	CON	WOR	IND		
Leg. Dist. 25									
	20	12	7	3	2	0	0	0	0
	21	35	27	3	0	3	1	0	1
	22	104	70	11	5	9	5	1	3
	23	11	9	0	0	1	1	0	0
	25	182	102	32	10	14	6	0	18
Leg. Dist. 25		2,269	1,557	348	65	131	65	4	99
Leg. Dist. 26									
	1	255	92	116	20	14	11	0	2
	2	88	32	32	11	8	4	0	1
	3	63	18	33	7	2	2	0	1
	4	150	55	70	16	3	5	0	1
	5	100	45	38	10	4	3	0	0
	7	100	39	46	8	2	5	0	0
	8	93	52	25	7	1	7	0	1
	9	141	53	56	13	9	10	0	0
	10	112	57	37	4	5	9	0	0
	11	130	50	54	5	8	11	0	2
	12	130	45	51	13	7	13	0	1
	13	149	56	57	20	5	9	0	2
	14	158	61	59	15	6	14	0	3
	15	116	74	28	8	4	2	0	0
	16	155	54	64	14	7	13	1	2
	17	148	62	61	10	4	10	0	1
	18/19	90	53	22	9	3	2	0	1
Leg. Dist. 26		2,178	898	849	190	92	130	1	18
Leg. Dist. 27									
	1	135	94	17	13	2	4	0	5
	2	148	107	22	7	8	2	0	2
	3	124	84	15	5	12	4	0	4
	4	167	111	31	13	9	2	0	1
	5	159	115	21	3	11	4	0	5
	6	138	88	26	8	6	5	0	5
	7	142	87	30	2	15	5	0	3
	8	116	82	20	1	3	3	0	7
	9	184	146	18	2	10	3	1	4
	10	150	103	26	10	7	1	1	2
	11	139	91	35	5	3	1	0	4
	12	121	87	16	4	8	3	0	3
	13	128	100	14	2	5	4	0	3
	14	116	81	19	4	4	2	0	6
	15	124	86	23	3	6	3	0	3
	16	151	112	22	5	7	1	0	4
	17	58	39	15	0	3	1	0	0
	18	112	58	38	10	3	2	0	1

COUNTY EXECUTIVE  
DETAIL

LEGISLATIVE DISTRICT OR TOWN	ELECTION DISTRICT	TOTAL VOTES	SANDRA L. FRANKEL	MAGGIE BROOKS	MAGGIE BROOKS	SANDRA L. FRANKEL	MAGGIE BROOKS	SCATTER	BLANK AND VOID
			DEM	REP	CON	WOR	IND		
Leg. Dist. 27									
	19	143	100	23	4	7	2	0	7
	20	87	57	12	3	3	1	0	11
	21	75	59	8	2	2	1	0	3
	22	176	115	35	6	5	5	1	9
	23	80	62	10	2	2	0	0	4
	27	115	70	25	8	2	5	0	5
	28	88	42	26	7	7	4	0	2
	31	63	22	29	5	0	3	0	4
Leg. Dist. 27		3,239	2,198	576	134	150	71	3	107
Leg. Dist. 28									
	1	77	43	17	10	6	1	0	0
	2	45	21	11	4	8	0	0	1
	3	50	33	12	2	0	3	0	0
	4	127	76	36	4	4	4	0	3
	5	87	38	39	2	1	2	0	5
	6	165	99	42	5	4	11	0	4
	7/17	140	71	52	4	3	6	0	4
	8	95	57	18	7	4	2	0	7
	9	108	50	38	7	7	5	0	1
	10/21	57	27	13	7	5	4	0	1
	11	96	55	30	4	3	2	0	2
	12	54	29	13	3	2	2	0	5
	13/25	66	38	15	3	6	4	0	0
	14	79	45	21	7	4	0	0	2
	15	34	17	10	2	2	1	0	2
	16	90	52	24	5	7	1	0	1
	18/19	73	41	22	2	2	4	0	2
	20	130	57	42	13	7	9	0	2
	22	36	20	8	1	1	3	0	3
	23/24	137	75	39	6	7	7	0	3
Leg. Dist. 28		1,746	944	502	98	83	71	0	48
Leg. Dist. 29									
	1/2	39	27	8	1	2	0	0	1
	3	77	47	19	2	3	4	0	2
	4	89	46	24	8	3	2	2	4
	5/7	87	57	22	2	3	2	0	1
	6	40	18	15	4	0	0	0	3
	8	81	45	28	0	2	2	0	4
	9	89	45	32	3	4	2	0	3
	10	91	54	23	5	2	5	0	2
	11	69	41	21	4	2	1	0	0
	12	71	42	19	5	4	0	0	1
	13	57	35	10	1	8	1	0	2
	14	97	51	29	8	2	2	0	5

COUNTY EXECUTIVE  
DETAIL

LEGISLATIVE DISTRICT OR TOWN	ELECTION DISTRICT	TOTAL VOTES	SANDRA L. FRANKEL		MAGGIE BROOKS	MAGGIE BROOKS	SANDRA L. FRANKEL		SCATTER	BLANK AND VOID
			DEM	REP	CON	WOR	IND			
Leg. Dist. 29										
	15	67	48	10	3	1	1	0	4	
	16	24	17	5	2	0	0	0	0	
	17	177	96	46	16	13	6	0	0	
	18/27	136	65	53	8	5	2	0	3	
	19	66	43	9	4	4	4	0	2	
	20	105	69	18	2	6	3	0	7	
	21	130	79	31	7	6	6	0	1	
	22	86	54	16	3	3	5	0	5	
	23	95	60	16	3	1	4	1	10	
	24	112	57	33	10	2	6	0	4	
	25	155	83	47	10	5	5	0	5	
	26	47	32	8	1	0	0	0	6	
Leg. Dist. 29		2,087	1,211	542	112	81	63	3	75	
CITY		22,802	13,611	5,377	1,123	1,277	842	21	551	
Brighton										
	1	262	155	63	9	22	13	0	0	
	2	153	74	55	14	3	6	0	1	
	3	187	89	71	10	5	10	0	2	
	4	232	154	46	5	15	11	1	0	
	5	216	147	39	8	12	9	0	1	
	6	298	166	95	16	9	9	0	3	
	7	158	96	38	11	6	6	0	1	
	8	234	116	92	9	1	14	0	2	
	9	230	125	63	17	12	12	0	1	
	10	250	150	78	11	3	5	0	3	
	11	236	123	73	15	9	14	0	2	
	12	303	188	74	14	12	10	1	4	
	13	191	97	65	9	9	11	0	0	
	14	100	66	24	1	6	3	0	0	
	15	182	96	54	12	11	6	0	3	
	16	152	49	83	10	0	7	1	2	
	17	87	66	14	1	2	1	0	3	
	18	188	125	32	5	16	8	0	2	
	19	233	144	64	12	6	7	0	0	
	20	119	73	29	11	1	4	0	1	
	21	193	121	42	11	9	9	0	1	
	22	219	127	71	9	4	8	0	0	
	23	193	130	39	7	7	6	0	4	
	24	289	126	118	19	10	13	0	3	
	25	182	119	41	5	10	7	0	0	
	26	169	86	59	12	5	7	0	0	
	27	178	129	31	6	4	6	0	2	
	28	215	130	64	7	6	8	0	0	
	29	178	86	69	8	2	13	0	0	

COUNTY EXECUTIVE  
DETAIL

LEGISLATIVE DISTRICT OR TOWN	ELECTION DISTRICT	TOTAL VOTES	SANDRA L. FRANKEL	MAGGIE BROOKS	MAGGIE BROOKS	SANDRA L. FRANKEL	MAGGIE BROOKS	SCATTER	BLANK AND VOID
			DEM	REP	CON	WOR	IND		
Brighton									
	30	366	200	126	12	17	9	0	2
	31	206	133	47	2	12	10	0	2
	32	252	170	53	11	7	8	0	3
	33	243	145	68	17	5	7	0	1
	34	193	96	60	21	12	4	0	0
	35	180	120	40	7	8	4	0	1
	36	76	40	26	4	3	3	0	0
	37	202	126	51	12	7	5	0	1
	38	213	126	60	13	7	6	0	1
	39	183	86	65	14	8	10	0	0
	40	310	185	91	8	12	9	0	5
	41	170	99	52	9	0	8	0	2
	42	85	48	27	4	3	3	0	0
	43	181	103	62	10	1	3	0	2
	44	49	26	16	3	3	0	0	1
	45	103	49	39	6	4	4	0	1
	46	124	77	38	5	0	3	0	1
		8,963	5,182	2,607	442	326	339	3	64
Brighton Chili									
	1	175	53	87	20	4	8	0	3
	2	292	70	153	35	12	15	0	7
	3	237	81	107	31	9	9	0	0
	4	133	46	62	13	5	6	0	1
	5	203	62	98	23	5	10	0	5
	6	221	51	115	23	11	17	0	4
	7	89	35	40	7	3	3	1	0
	8	200	50	99	29	12	10	0	0
	9	192	66	89	17	2	16	0	2
	10	134	29	63	24	5	11	0	2
	11	172	52	82	25	6	6	0	1
	12	190	60	89	22	6	9	0	4
	13	296	80	153	31	11	16	2	3
	14	224	46	101	53	8	12	0	4
	15	181	45	96	22	6	6	1	5
	16	388	106	211	38	15	14	0	4
	17	484	145	238	61	15	18	0	7
	18	199	65	91	23	7	8	0	5
	19	220	69	108	16	10	11	0	6
	20	278	91	126	34	12	13	0	2
	21	172	47	96	16	5	5	0	3
	22	135	57	52	10	7	8	0	1
	23	164	44	85	21	5	7	0	2
	24	260	96	112	26	8	16	0	2
	25	123	51	43	12	11	4	0	2
	26	232	61	115	34	9	12	0	1

COUNTY EXECUTIVE  
DETAIL

LEGISLATIVE DISTRICT OR TOWN	ELECTION DISTRICT	TOTAL VOTES	SANDRA L. FRANKEL		MAGGIE BROOKS	MAGGIE BROOKS	SANDRA L. FRANKEL		SCATTER	BLANK AND VOID
			DEM	REP	CON	WOR	IND			
Chili										
	27	177	59	71	29	5	13	0	0	
	28	148	71	59	11	3	2	0	2	
	29	165	52	70	19	6	16	0	2	
	30	73	19	34	14	4	2	0	0	
	31	7	2	4	1	0	0	0	0	
	32	179	32	98	28	11	7	0	3	
	33	207	87	83	17	10	6	0	4	
		<u>6,550</u>	<u>1,980</u>	<u>3,130</u>	<u>785</u>	<u>248</u>	<u>316</u>	<u>4</u>	<u>87</u>	
Clarkson										
	1	215	53	101	34	10	15	0	2	
	2	163	39	81	23	8	5	0	7	
	3	213	70	99	25	7	10	0	2	
	4	254	70	133	22	10	11	2	6	
	5	144	29	77	21	6	9	0	2	
	6	141	34	66	29	7	5	0	0	
		<u>1,130</u>	<u>295</u>	<u>557</u>	<u>154</u>	<u>48</u>	<u>55</u>	<u>2</u>	<u>19</u>	
Clarkson										
East Rochester										
	1	265	95	116	13	5	22	0	14	
	2	247	61	132	22	5	12	1	14	
	3	257	89	118	19	7	17	0	7	
	4	223	68	106	12	6	18	0	13	
	5	179	55	84	15	9	12	0	4	
	6	249	74	116	18	9	22	0	10	
	7	211	72	100	22	4	9	0	4	
		<u>1,631</u>	<u>514</u>	<u>772</u>	<u>121</u>	<u>45</u>	<u>112</u>	<u>1</u>	<u>66</u>	
East Rochester										
Gates										
	1	107	36	51	12	3	5	0	0	
	2	152	51	74	14	2	8	0	3	
	3	122	37	61	10	3	6	0	5	
	4	182	54	97	18	5	4	0	4	
	5	281	89	151	16	5	17	0	3	
	6	164	41	94	10	6	9	0	4	
	7	316	93	158	27	11	22	0	5	
	8	153	47	84	9	4	8	0	1	
	9	202	71	95	17	7	6	0	6	
	10	117	43	56	14	1	2	0	1	
	11	125	52	51	11	5	2	0	4	
	12	116	41	52	14	3	4	0	2	
	13	153	47	70	20	2	9	0	5	
	14	146	49	78	10	1	4	0	4	
	15	245	96	112	20	4	13	0	0	
	16	116	43	50	14	1	7	0	1	
	17	135	40	66	15	4	7	1	2	
	18	185	52	103	20	3	6	0	1	

COUNTY EXECUTIVE  
DETAIL

LEGISLATIVE DISTRICT OR TOWN	ELECTION DISTRICT	TOTAL VOTES	SANDRA L. FRANKEL	MAGGIE BROOKS	MAGGIE BROOKS	SANDRA L. FRANKEL	MAGGIE BROOKS	SCATTER	BLANK AND VOID
			DEM	REP	CON	WOR	IND		
Gates									
	19	159	33	88	23	4	9	0	2
	20	147	49	73	16	2	3	0	4
	21	176	57	88	16	8	4	0	3
	22	159	44	73	31	2	7	1	1
	23	168	54	77	16	11	6	0	4
	24	153	43	77	16	7	8	0	2
	25	124	42	64	9	2	4	0	3
	26	191	58	93	21	8	6	0	5
	27	183	60	89	15	9	8	0	2
	28	124	42	66	8	1	5	0	2
	29	151	52	60	21	3	13	0	2
	30	89	27	47	10	3	0	0	2
	31	137	37	83	9	4	3	0	1
	32	179	55	88	24	4	6	0	2
	33	78	34	36	4	2	2	0	0
	34	124	47	63	7	5	1	0	1
	35	119	26	71	10	3	6	0	3
Gates		5,478	1,742	2,739	527	148	230	2	90
Greece									
	1	167	47	80	22	8	8	0	2
	2	209	60	95	30	10	13	0	1
	3	150	44	84	16	2	4	0	0
	4	137	39	69	22	4	3	0	0
	5	142	47	65	16	4	6	0	4
	6	119	33	50	25	3	8	0	0
	7	165	51	79	19	6	9	0	1
	8	154	42	63	25	7	10	0	7
	9	126	40	61	14	4	7	0	0
	10	137	42	61	14	14	3	0	3
	11	63	27	19	5	5	6	0	1
	12	98	37	36	14	7	4	0	0
	13	148	63	58	17	5	4	0	1
	14	133	46	54	16	4	9	0	4
	15	166	51	80	21	4	5	2	3
	16	126	34	65	14	7	5	0	1
	17	204	61	97	30	2	12	0	2
	18	181	49	95	18	6	10	0	3
	19	169	65	66	12	14	10	0	2
	20	132	37	58	16	8	13	0	0
	21	132	39	62	16	6	6	0	3
	22	115	41	52	11	4	6	0	1
	23	303	109	138	25	16	9	0	6
	24	207	59	108	24	4	9	0	3
	25	155	64	56	18	6	9	0	2
	26	134	50	57	16	3	5	0	3

COUNTY EXECUTIVE  
DETAIL

LEGISLATIVE DISTRICT OR TOWN	ELECTION DISTRICT	TOTAL VOTES	SANDRA	MAGGIE	MAGGIE	SANDRA	MAGGIE	SCATTER	BLANK AND VOID
			L. FRANKEL DEM	BROOKS REP	BROOKS CON	L. FRANKEL WOR	BROOKS IND		
Greece	27	166	42	76	26	8	10	0	4
	28	179	48	93	22	5	11	0	0
	29	182	62	86	27	1	6	0	0
	30	103	36	52	8	1	6	0	0
	31	138	59	57	11	4	7	0	0
	32	150	45	70	15	9	9	0	2
	33	166	52	78	24	4	6	0	2
	34	193	61	82	28	7	13	0	2
	35	200	60	93	28	10	7	1	1
	36	206	67	102	19	7	7	0	4
	37	151	44	70	23	7	6	0	1
	38	224	84	105	18	5	11	0	1
	39	109	34	53	16	1	3	0	2
	40	140	64	54	10	4	7	0	1
	41	190	56	99	22	5	6	0	2
	42	143	60	60	17	2	4	0	0
	43	136	24	75	25	5	6	0	1
	44	228	82	107	24	5	9	0	1
	45	209	50	116	25	5	11	0	2
	46	101	38	41	14	3	2	1	2
	47	187	59	81	37	6	4	0	0
	48	131	33	75	16	1	6	0	0
	49	141	48	69	10	7	5	0	2
	50	196	70	84	28	4	9	0	1
	51	107	32	53	14	2	2	0	4
	52	193	54	97	31	6	5	0	0
	53	126	53	47	15	4	5	0	2
	54	191	64	85	24	7	8	1	2
	55	167	51	84	23	1	4	1	3
	56	233	74	116	26	8	8	0	1
	57	165	53	85	12	6	8	0	1
	58	221	84	93	28	5	9	1	1
	59	101	47	36	9	2	7	0	0
	60	118	41	59	12	1	3	0	2
	61	182	59	89	22	7	2	0	3
	62	196	72	84	25	3	7	1	4
	63	183	82	61	26	7	5	0	2
	64	132	46	72	10	3	1	0	0
	65	168	57	84	13	3	5	0	6
	66	80	25	36	15	2	2	0	0
	67	156	43	78	15	12	7	0	1
	68	227	56	107	42	10	10	0	2
	69	140	65	59	13	1	0	0	2
	70	345	97	174	39	10	21	1	3
	71	194	74	88	23	2	6	0	1

COUNTY EXECUTIVE  
DETAIL

LEGISLATIVE DISTRICT OR TOWN	ELECTION DISTRICT	TOTAL VOTES	SANDRA L. FRANKEL	MAGGIE BROOKS	MAGGIE BROOKS	SANDRA L. FRANKEL	MAGGIE BROOKS	SCATTER	BLANK AND VOID
			DEM	REP	CON	WOR	IND		
Greece									
	72	219	60	102	35	7	13	0	2
	73	84	24	44	11	3	2	0	0
	74	125	60	44	12	4	5	0	0
	75	106	39	52	6	1	7	0	1
	76	117	35	59	11	4	5	0	3
	77	215	61	119	17	5	8	0	5
	78	105	34	53	9	2	5	0	2
	79	249	69	127	33	5	13	0	2
	80	246	68	125	32	10	10	0	1
	81	120	51	55	6	2	5	0	1
	82	106	39	47	10	5	4	0	1
	83	91	27	50	6	3	4	0	1
	84	173	59	87	18	3	6	0	0
	85	198	47	96	33	11	8	0	3
	86	264	80	135	32	1	13	0	3
	87	146	50	71	16	2	4	0	3
	88	180	58	81	26	3	10	0	2
	89	153	45	68	23	6	10	0	1
	90	186	54	85	27	8	6	1	5
	91	316	81	178	38	4	12	0	3
	92	201	67	98	21	3	11	1	0
	93	241	94	106	19	7	13	0	2
	94	154	46	71	21	6	9	0	1
	95	88	41	35	6	2	4	0	0
	96	155	44	84	14	3	8	1	1
	97	334	73	191	43	9	14	0	4
	98	246	82	103	32	16	11	0	2
	99	190	49	98	30	4	8	0	1
	100	242	68	113	33	9	16	0	3
	101	175	55	77	25	7	8	0	3
	102	212	50	116	31	9	5	0	1
	103	199	56	96	34	2	8	0	3
	104	240	75	115	32	6	9	0	3
	105	133	35	69	15	5	7	0	2
	106	129	33	70	18	4	3	0	1
	107	105	29	52	12	4	7	0	1
	108	104	39	51	9	2	2	0	1
	109	181	51	82	25	9	11	0	3
Greece		18,294	5,812	8,678	2,227	577	793	12	195
Hamlin									
	1	140	34	71	15	3	17	0	0
	2	226	46	141	22	5	9	0	3
	3/11	168	33	96	17	4	13	1	4
	4	149	35	87	14	6	6	0	1
	5	159	33	83	26	4	7	0	6





COUNTY EXECUTIVE  
DETAIL

LEGISLATIVE DISTRICT OR TOWN	ELECTION DISTRICT	TOTAL VOTES	SANDRA	MAGGIE	MAGGIE	SANDRA	MAGGIE	SCATTER	BLANK AND VOID
			L. FRANKEL DEM	BROOKS REP	BROOKS CON	L. FRANKEL WOR	BROOKS IND		
Irondequoit	1	177	67	74	19	3	12	0	2
	2	126	44	61	11	3	3	0	4
	3	219	83	86	19	12	15	0	4
	4	195	72	87	15	8	9	0	4
	5	146	67	60	9	2	6	0	2
	6	309	122	128	20	10	26	1	2
	7	314	137	126	22	7	19	1	2
	8	204	77	96	20	1	9	0	1
	9	181	57	86	21	7	7	0	3
	10	249	108	102	16	5	12	1	5
	11	89	29	49	7	4	0	0	0
	12	125	49	51	5	5	9	0	6
	13	236	108	86	27	6	7	1	1
	14	258	95	91	29	16	21	1	5
	15	291	111	136	21	5	15	0	3
	16	242	105	86	23	9	14	0	5
	17	125	41	63	8	6	5	0	2
	18	190	77	79	17	5	9	0	3
	19	176	92	55	11	6	9	0	3
	20	205	76	95	20	7	6	0	1
	21	164	67	65	13	4	14	0	1
	22	223	89	85	25	10	11	0	3
	23	151	67	62	10	3	8	0	1
	24	176	76	61	25	4	10	0	0
	25	178	61	74	20	9	11	0	3
	26	90	32	36	9	1	7	0	5
	27	138	45	61	15	5	10	0	2
	28	143	45	62	19	6	11	0	0
	29	118	50	50	11	2	4	0	1
	30	192	68	79	10	7	24	0	4
	31	180	74	76	14	6	8	0	2
	32	163	61	71	11	9	10	0	1
	33	157	71	52	14	5	14	0	1
	34	291	97	150	22	5	12	0	5
	35	99	42	39	5	5	7	0	1
	36	72	35	29	5	0	2	1	0
	37	144	37	84	14	2	2	0	5
	38	103	49	32	8	4	3	0	7
	39	75	24	40	5	2	2	0	2
	40	134	51	58	6	7	11	0	1
	41	158	64	68	10	8	7	0	1
	42	231	93	87	17	10	20	0	4
	43	122	47	50	12	8	5	0	0
	44	415	165	176	23	16	26	0	9
	45	156	59	77	8	2	7	0	3

COUNTY EXECUTIVE  
DETAIL

LEGISLATIVE DISTRICT OR TOWN	ELECTION DISTRICT	TOTAL VOTES	SANDRA L. FRANKEL	MAGGIE BROOKS	MAGGIE BROOKS	SANDRA L. FRANKEL	MAGGIE BROOKS	SCATTER	BLANK AND VOID
			DEM	REP	CON	WOR	IND		
Irondequoit	46	193	62	102	13	6	9	0	1
	47	72	31	33	3	2	2	0	1
	48	185	72	73	20	8	8	0	4
	49	190	67	79	14	9	13	2	6
	50	90	42	35	4	4	4	0	1
	51	282	120	110	23	10	16	0	3
	52	155	66	65	9	3	12	0	0
	53	138	54	60	7	6	7	0	4
	54	45	17	18	6	0	2	0	2
	55	166	77	60	10	10	8	0	1
	56	158	69	66	13	7	2	0	1
	57	301	116	132	23	10	16	0	4
	58	182	58	78	24	10	8	0	4
	59	174	62	83	16	3	9	0	1
	60	189	65	76	30	3	14	0	1
	61	214	74	98	23	5	14	0	0
	62	206	78	85	23	3	16	0	1
	63	163	62	72	12	5	10	0	2
	64	108	43	45	9	3	7	0	1
	65	98	44	36	10	2	2	0	4
	66	51	25	19	2	2	2	0	1
	67	150	54	60	14	8	11	0	3
	68	166	63	75	13	7	7	0	1
	69	50	33	13	3	0	1	0	0
	70	61	18	31	3	4	4	1	0
	71/72	47	21	20	2	1	2	0	1
Irondequoit		11,964	4,679	5,045	1,000	398	665	9	168
Mendon	1	377	124	169	40	7	33	0	4
	2	306	104	128	29	10	30	0	5
	3	384	94	212	43	8	23	0	4
	4	274	101	113	25	13	20	0	2
	5	329	95	148	50	13	19	0	4
	6	295	89	135	42	13	15	0	1
	7	350	89	191	47	6	14	0	3
	8	146	38	80	13	6	5	0	4
	9	256	82	117	36	6	13	0	2
Mendon		2,717	816	1,293	325	82	172	0	29
Ogden	1	187	58	82	29	4	13	0	1
	2	215	59	104	32	2	16	0	2
	3	255	56	136	36	8	18	0	1
	4	184	34	95	39	7	8	0	1
	5	184	52	95	20	5	11	0	1

COUNTY EXECUTIVE  
DETAIL

LEGISLATIVE DISTRICT OR TOWN	ELECTION DISTRICT	TOTAL VOTES	SANDRA	MAGGIE	MAGGIE	SANDRA	MAGGIE	SCATTER	BLANK AND VOID
			L. FRANKEL DEM	BROOKS REP	BROOKS CON	L. FRANKEL WOR	BROOKS IND		
Ogden	6	182	59	85	24	8	5	0	1
	7	117	29	53	19	8	8	0	0
	8	180	57	97	16	3	5	0	2
	9	159	40	80	25	8	6	0	0
	10	172	49	85	22	5	11	0	0
	11	157	44	67	33	2	10	0	1
	12	186	56	82	32	9	5	0	2
	13	141	38	63	20	7	12	0	1
	14	138	36	69	21	8	4	0	0
	15	216	68	101	30	7	9	0	1
	16	127	29	71	18	1	5	0	3
	17	166	46	81	25	8	6	0	0
	18	207	49	104	40	8	6	0	0
	19	231	64	126	27	5	7	1	1
	20	227	59	99	45	10	8	0	6
Ogden		3,631	982	1,775	553	123	173	1	24
Parma	1	247	67	118	35	7	13	1	6
	2	291	73	151	34	6	20	1	6
	3	207	58	108	27	4	5	0	5
	4	239	54	120	41	6	15	0	3
	5	200	48	108	20	8	11	0	5
	6	100	18	61	17	0	2	0	2
	7	216	47	117	34	6	11	0	1
	8	400	90	224	52	9	19	0	6
	9	237	62	128	29	3	11	0	4
	10	253	54	127	41	8	19	1	3
	11	226	65	107	33	10	7	0	4
	12	204	62	99	18	12	12	0	1
	13	417	99	219	56	9	27	0	7
	14	166	44	80	25	7	7	0	3
	15	262	59	122	36	13	24	0	8
Parma		3,665	900	1,889	498	108	203	3	64
Penfield	1	74	28	25	16	0	4	0	1
	2	193	80	81	16	8	7	0	1
	3	180	47	83	26	8	16	0	0
	4	215	39	112	35	10	16	0	3
	5	245	101	100	20	9	15	0	0
	6	167	52	83	20	4	7	0	1
	7	242	84	101	24	13	15	0	5
	8	177	70	72	17	10	6	0	2
	9	294	146	107	14	9	18	0	0
	10	184	73	79	14	2	10	0	6

COUNTY EXECUTIVE  
DETAIL

LEGISLATIVE DISTRICT OR TOWN	ELECTION DISTRICT	TOTAL VOTES	SANDRA L. FRANKEL	MAGGIE BROOKS	MAGGIE BROOKS	SANDRA L. FRANKEL	MAGGIE BROOKS	SCATTER	BLANK AND VOID
			DEM	REP	CON	WOR	IND		
Penfield									
	11	123	35	65	14	0	9	0	0
	12	241	90	114	20	5	8	0	4
	13	224	74	105	24	5	12	0	4
	14	221	63	105	31	5	15	0	2
	15	250	105	101	22	6	14	0	2
	16	108	48	47	4	2	6	0	1
	17	216	87	98	11	6	12	0	2
	18	169	60	78	13	5	11	0	2
	19	304	116	142	25	8	10	0	3
	20	230	74	107	30	7	8	0	4
	21	225	87	99	18	6	13	0	2
	22	178	74	76	17	6	4	0	1
	23	276	113	118	27	3	15	0	0
	24	266	95	124	24	5	15	0	3
	25	173	43	92	26	3	7	0	2
	26	125	41	65	10	4	1	0	4
	27	250	86	110	25	3	23	0	3
	28	144	50	67	7	4	15	0	1
	29	218	73	95	26	10	10	0	4
	30	337	110	156	47	4	17	1	2
	31	148	51	71	15	5	6	0	0
	32	119	43	51	13	4	6	0	2
	33	235	83	101	29	6	14	0	2
	34	160	56	70	20	5	5	1	3
	35	224	89	94	19	5	15	0	2
	36	145	57	67	9	4	8	0	0
	37	342	105	183	29	6	18	0	1
	38	138	35	72	15	2	13	0	1
	39	146	49	65	20	6	4	1	1
	40	219	82	108	11	7	8	0	3
	41	193	40	106	25	4	10	0	8
	42	142	44	74	15	3	4	0	2
		8,460	2,978	3,869	843	227	450	3	90
Penfield									
Perinton									
	1	291	108	140	27	2	8	0	6
	2	259	94	121	21	4	17	0	2
	3	209	72	106	16	2	12	0	1
	4	194	71	86	14	7	14	0	2
	5	109	37	49	9	3	7	1	3
	6	206	102	70	16	8	9	0	1
	7	228	98	93	19	5	11	0	2
	8	201	72	96	20	3	8	0	2
	9	288	94	123	39	4	25	0	3
	10	236	89	100	18	10	17	0	2
	11	126	54	45	15	6	5	0	1

COUNTY EXECUTIVE  
DETAIL

LEGISLATIVE DISTRICT OR TOWN	ELECTION DISTRICT	TOTAL VOTES	SANDRA	MAGGIE	MAGGIE	SANDRA	MAGGIE	SCATTER	BLANK AND VOID
			L. FRANKEL DEM	BROOKS REP	BROOKS CON	L. FRANKEL WOR	BROOKS IND		
Perinton	12	218	85	91	17	10	14	0	1
	13	205	62	114	20	2	6	1	0
	14	223	65	106	24	8	15	0	5
	15	161	59	70	12	4	16	0	0
	16	163	67	73	11	1	10	0	1
	17	246	105	105	18	9	8	0	1
	18	231	76	108	27	6	14	0	0
	19	201	63	101	25	7	5	0	0
	20	201	69	95	21	4	10	0	2
	21	273	84	128	37	2	17	1	4
	22	152	46	75	18	4	6	0	3
	23	311	93	162	34	5	16	0	1
	24	343	92	209	24	4	10	0	4
	25	168	68	72	9	7	12	0	0
	26	242	83	114	21	8	11	0	5
	27	167	54	91	13	3	5	0	1
	28	184	56	96	19	5	6	0	2
	29	120	43	57	9	5	5	0	1
	30	185	59	88	21	4	13	0	0
	31	265	87	142	20	4	9	1	2
	32	164	43	83	28	1	8	0	1
	33	217	73	108	20	3	12	0	1
	34	232	86	101	26	2	14	0	3
	35	172	52	76	26	3	12	0	3
	36	88	31	45	5	2	4	0	1
	37	194	55	93	25	6	14	0	1
	38	239	84	120	18	3	13	0	1
	39	215	62	106	28	8	8	0	3
	40	147	45	70	13	8	9	0	2
	41	141	40	73	12	7	8	0	1
	42	179	61	93	13	4	7	0	1
	43	350	131	161	31	10	15	0	2
	44	207	70	105	17	5	9	0	1
	45	281	77	153	33	2	16	0	0
	46	102	44	36	15	3	3	0	1
	47	177	52	85	22	4	14	0	0
	48	142	53	61	16	1	9	0	2
	49	194	67	97	20	3	7	0	0
	50	53	30	19	3	1	0	0	0
	51	236	51	136	36	2	8	0	3
	52	168	45	90	16	5	11	0	1
	53	194	75	88	21	5	4	0	1
	54	296	91	154	34	4	10	1	2
	55	232	85	117	20	5	4	0	1
	56	198	53	105	28	5	7	0	0

COUNTY EXECUTIVE  
DETAIL

LEGISLATIVE DISTRICT OR TOWN	ELECTION DISTRICT	TOTAL VOTES	SANDRA	MAGGIE	MAGGIE	SANDRA	MAGGIE	SCATTER	BLANK AND VOID
			L. FRANKEL DEM	BROOKS REP	BROOKS CON	L. FRANKEL WOR	BROOKS IND		
Perinton		11,424	3,863	5,501	1,140	258	567	5	90
Pittsford									
	1	193	63	94	19	10	6	0	1
	2	205	93	76	15	5	13	0	3
	3	383	153	197	16	5	10	0	2
	4	212	85	96	15	3	12	0	1
	5	153	62	61	14	10	5	0	1
	6	169	80	68	6	5	7	2	1
	7	105	36	52	8	2	5	0	2
	8	250	81	132	25	1	7	1	3
	9	275	101	121	20	12	19	0	2
	10	201	67	102	14	6	9	0	3
	11	170	70	75	13	8	3	0	1
	12	186	77	81	12	2	14	0	0
	13	163	66	70	16	2	9	0	0
	14	287	97	144	31	4	10	1	0
	15	129	49	58	10	3	9	0	0
	16	159	64	71	10	2	12	0	0
	17	273	131	104	17	8	10	0	3
	18	189	79	91	9	1	9	0	0
	19	164	47	81	21	4	11	0	0
	20	233	114	93	18	5	3	0	0
	21	214	91	83	20	5	13	0	2
	22	275	124	122	18	2	7	0	2
	23	201	51	111	21	5	12	0	1
	24	275	96	136	25	3	10	0	5
	25	318	127	149	17	3	18	0	4
	26	224	60	105	34	3	17	2	3
	27	170	64	77	11	8	10	0	0
	28	197	82	84	13	6	11	1	0
	29	227	80	98	23	6	16	0	4
	30	186	79	81	13	3	7	0	3
	31	210	72	96	20	4	15	0	3
	32	230	83	118	11	4	11	0	3
	33	236	67	128	24	6	10	0	1
	34	186	65	94	13	4	7	1	2
Pittsford		7,248	2,756	3,349	572	160	347	8	56
Riga									
	1	329	70	177	42	16	19	0	5
	2	240	61	130	33	6	8	0	2
	3	204	56	105	23	3	12	0	5
	4	243	83	115	28	6	10	0	1
	5	223	47	124	27	13	10	0	2
	6	205	46	97	41	10	8	0	3
Riga		1,444	363	748	194	54	67	0	18

COUNTY EXECUTIVE  
DETAIL

LEGISLATIVE DISTRICT OR TOWN	ELECTION DISTRICT	TOTAL VOTES	SANDRA L. FRANKEL		MAGGIE BROOKS	MAGGIE BROOKS	SANDRA L. FRANKEL		SCATTER	BLANK AND VOID
			DEM	REP	CON	WOR	IND			
Rush										
	1	338	91	178	30	13	17	0	9	
	2	231	69	127	20	4	9	0	2	
	3	357	138	151	30	12	18	0	8	
	4	313	104	136	33	10	24	0	6	
Rush		1,239	402	592	113	39	68	0	25	
Sweden										
	1	244	88	111	29	3	9	0	4	
	2	96	40	33	9	7	4	0	3	
	3	246	91	102	21	16	14	0	2	
	4	239	81	104	31	4	16	1	2	
	5	71	24	32	5	3	6	0	1	
	6	196	69	83	21	5	10	0	8	
	7	231	78	100	29	3	12	0	9	
	8	146	41	63	20	8	14	0	0	
	9	119	29	54	21	5	6	0	4	
	10	273	68	135	41	6	18	0	5	
	11	62	22	18	8	5	5	1	3	
	12	166	39	81	34	2	9	0	1	
Sweden		2,089	670	916	269	67	123	2	42	
Webster										
	1	263	92	128	25	6	11	0	1	
	2	191	51	100	20	4	14	0	2	
	3	248	83	122	20	13	8	0	2	
	4	103	28	56	9	3	7	0	0	
	5	220	71	114	19	10	6	0	0	
	6	179	71	86	12	2	8	0	0	
	7	247	78	123	21	7	17	0	1	
	8	211	64	101	29	4	11	0	2	
	9	211	66	105	26	7	7	0	0	
	10	376	110	187	42	9	25	0	3	
	11	188	55	83	27	8	13	0	2	
	12	328	101	164	40	7	14	0	2	
	13	220	84	101	15	9	8	0	3	
	14	210	80	89	26	3	9	0	3	
	15	174	63	75	14	4	15	0	3	
	16	210	64	104	24	6	11	0	1	
	17	199	63	90	24	8	12	0	2	
	18	176	62	89	16	0	8	0	1	
	19	342	100	178	33	11	20	0	0	
	20	252	70	123	33	7	15	0	4	
	21	230	64	112	27	8	15	0	4	
	22	221	55	108	38	8	9	1	2	
	23	215	73	104	18	3	15	0	2	
	24	437	156	186	52	12	27	0	4	



COUNTY EXECUTIVE  
DETAIL

LEGISLATIVE DISTRICT OR TOWN	ELECTION DISTRICT	TOTAL VOTES	SANDRA	MAGGIE	MAGGIE	SANDRA	MAGGIE	SCATTER	BLANK AND VOID
			L. FRANKEL DEM	BROOKS REP	BROOKS CON	L. FRANKEL WOR	BROOKS IND		
Webster									
	25	127	48	55	9	6	8	0	1
	26	180	46	98	25	4	6	0	1
	27	176	48	84	25	5	13	0	1
	28	164	44	81	23	5	11	0	0
	29	154	56	66	17	3	6	0	6
	30	132	56	59	7	1	8	0	1
	31	271	78	137	33	2	16	0	5
	32	255	57	131	47	7	12	0	1
	33	253	87	121	26	5	11	1	2
	34	104	31	54	8	4	7	0	0
	35	156	35	77	33	3	8	0	0
	36	190	63	90	22	2	10	1	2
	37	351	114	181	31	10	13	0	2
	38	252	93	113	26	5	14	0	1
	39	268	100	139	15	1	9	0	4
	40	311	94	174	24	7	9	0	3
	41	260	73	138	27	7	14	1	0
	42	201	62	89	29	6	12	0	3
	43	145	46	72	16	5	5	0	1
Webster		9,601	3,035	4,687	1,053	247	497	4	78
Wheatland									
	1	239	87	96	31	12	10	0	3
	2	284	94	119	36	8	19	0	8
	3	247	91	97	23	9	20	0	7
	4	184	54	86	20	9	12	0	3
	5	259	64	128	32	12	16	0	7
Wheatland		1,213	390	526	142	50	77	0	28
TOWNS		114,712	40,176	52,234	11,853	3,443	5,621	63	1,322
GRAND TOTAL:		137,514	53,787	57,611	12,976	4,720	6,463	84	1,873

COUNTY COURT JUDGE  
SUMMARY

LEGISLATIVE DISTRICT OR TOWN	TOTAL VOTES	DOUGLAS A. RANDALL	GINO M. NITTI	GINO M. NITTI	DOUGLAS A. RANDALL	GINO M. NITTI	SCATTER	BLANK AND VOID
		DEM	REP	CON	WOR	IND		
Leg. Dist. 07	394	172	106	33	23	28	0	32
Leg. Dist. 16	6	3	0	0	2	0	0	1
Leg. Dist. 21	2,798	1,716	392	129	221	81	0	259
Leg. Dist. 22	1,487	1,010	103	36	59	26	0	253
Leg. Dist. 23	4,078	2,562	616	174	308	112	3	303
Leg. Dist. 24	2,520	1,528	325	89	301	67	1	209
Leg. Dist. 25	2,269	1,476	181	49	166	43	5	349
Leg. Dist. 26	2,178	1,069	559	166	144	86	1	153
Leg. Dist. 27	3,239	2,160	307	111	202	42	2	415
Leg. Dist. 28	1,746	1,009	320	86	109	47	0	175
Leg. Dist. 29	2,087	1,267	314	85	110	49	3	259
CITY	22,802	13,972	3,223	958	1,645	581	15	2,408
Brighton	8,963	5,408	1,943	399	439	255	0	519
Chili	6,550	2,656	2,216	730	317	231	1	399
Clarkson	1,130	409	407	145	59	38	1	71
East Rochester	1,631	640	503	87	90	59	0	252
Gates	5,478	2,102	2,125	484	236	184	0	347
Greece	18,294	6,939	6,836	2,110	783	692	8	926
Hamlin	1,728	578	685	187	106	67	1	104
Henrietta	6,243	2,918	1,838	596	303	188	2	398
Irondequoit	11,964	5,716	3,451	837	565	463	3	929
Mendon	2,717	1,031	957	291	135	116	0	187
Ogden	3,631	1,306	1,302	520	185	121	1	196
Parma	3,665	1,199	1,343	431	191	159	3	339
Penfield	8,460	3,612	2,825	808	388	324	2	501
Perinton	11,424	4,906	4,016	1,083	436	366	5	612
Pittsford	7,248	3,370	2,503	521	248	232	5	369
Riga	1,444	552	505	173	85	44	0	85
Rush	1,239	523	408	95	72	34	0	107
Sweden	2,089	846	630	244	120	75	2	172
Webster	9,601	3,939	3,308	944	390	372	1	647
Wheatland	1,213	466	355	117	86	52	0	137
TOWNS	114,712	49,116	38,156	10,802	5,234	4,072	35	7,297
GRAND TOTAL:	137,514	63,088	41,379	11,760	6,879	4,653	50	9,705

COUNTY COURT JUDGE  
DETAIL

LEGISLATIVE DISTRICT OR TOWN	ELECTION DISTRICT	TOTAL VOTES	DOUGLAS A. RANDALL	GINO M. NITTI	GINO M. NITTI	DOUGLAS A. RANDALL	GINO M. NITTI	SCATTER	BLANK AND VOID
			DEM	REP	CON	WOR	IND		
Leg. Dist. 07									
	1	230	100	65	21	12	19	0	13
	2	164	72	41	12	11	9	0	19
Leg. Dist. 07		394	172	106	33	23	28	0	32
Leg. Dist. 16									
	1	6	3	0	0	2	0	0	1
Leg. Dist. 16		6	3	0	0	2	0	0	1
Leg. Dist. 21									
	1	171	91	33	9	15	6	0	17
	2	111	73	13	5	10	4	0	6
	3	104	59	13	8	5	3	0	16
	4	68	49	10	1	2	1	0	5
	5/16	156	84	23	16	17	4	0	12
	6	128	62	17	1	17	4	0	27
	7	206	128	31	17	13	5	0	12
	8/28	67	37	10	2	11	2	0	5
	9	140	80	24	7	8	9	0	12
	10	248	147	43	11	13	6	0	28
	11	60	33	11	2	3	1	0	10
	12	165	94	24	9	12	8	0	18
	13	79	47	6	1	19	2	0	4
	14	54	25	8	12	3	3	0	3
	15	121	78	20	3	8	3	0	9
	17	111	73	14	3	8	2	0	11
	18/26/31	108	83	8	2	4	1	0	10
	19	29	18	4	0	4	0	0	3
	20	72	47	10	3	8	4	0	0
	21	88	64	10	3	5	2	0	4
	22	72	36	8	3	8	4	0	13
	23/32	83	52	13	2	3	1	0	12
	24	176	110	30	6	16	3	0	11
	25	101	83	2	2	6	0	0	8
	27	45	35	4	1	3	1	0	1
	29	33	26	3	0	0	2	0	2
	30	2	2	0	0	0	0	0	0
Leg. Dist. 21		2,798	1,716	392	129	221	81	0	259
Leg. Dist. 22									
	1	91	67	8	2	2	0	0	12
	2	23	15	0	1	2	1	0	4
	3	47	26	0	2	3	1	0	15
	4	30	24	0	1	1	0	0	4
	5	58	45	2	0	2	1	0	8
	6	54	38	4	0	1	0	0	11
	7	32	23	1	0	2	0	0	6
	8	68	40	6	3	6	2	0	11
	9	44	28	1	0	1	0	0	14
	10	57	43	3	1	0	0	0	10

COUNTY COURT JUDGE  
DETAIL

LEGISLATIVE DISTRICT OR TOWN	ELECTION DISTRICT	TOTAL VOTES	DOUGLAS A. RANDALL	GINO M. NITTI	GINO M. NITTI	DOUGLAS A. RANDALL	GINO M. NITTI	SCATTER	BLANK AND VOID
			DEM	REP	CON	WOR	IND		
Leg. Dist. 22									
	11	70	52	2	2	3	1	0	10
	12	45	25	2	0	3	0	0	15
	13	21	12	0	0	2	0	0	7
	14	70	44	6	1	3	2	0	14
	15	81	67	4	0	1	0	0	9
	16	25	23	0	0	0	0	0	2
	17	31	20	3	2	1	0	0	5
	18	41	29	1	0	2	2	0	7
	19	43	29	3	2	1	1	0	7
	20	76	59	3	0	0	2	0	12
	21	53	32	3	1	5	0	0	12
	22	54	38	2	2	3	0	0	9
	23	45	25	3	1	2	0	0	14
	24	29	19	4	2	0	1	0	3
	25	174	98	29	9	9	9	0	20
	26	60	44	10	1	1	0	0	4
	27	65	45	3	3	3	3	0	8
Leg. Dist. 22		1,487	1,010	103	36	59	26	0	253
Leg. Dist. 23									
	1	68	40	14	1	9	3	0	1
	2	135	88	21	2	10	2	0	12
	3	94	54	16	3	13	4	1	3
	4	236	153	30	15	16	6	1	15
	5	93	59	14	2	7	0	0	11
	6	85	55	9	3	9	1	0	8
	7	112	64	13	4	21	2	0	8
	8	117	72	20	6	12	2	0	5
	9	107	76	17	2	3	0	0	9
	10	103	64	15	6	10	1	0	7
	11	152	106	18	3	14	4	0	7
	12	232	151	37	11	10	5	0	18
	13	150	86	42	9	4	2	0	7
	14	91	61	10	3	6	3	0	8
	15	79	52	11	5	5	2	0	4
	16	214	106	26	15	23	11	0	33
	17	199	120	27	9	20	9	0	14
	18	196	119	35	11	11	6	1	13
	19	156	88	33	7	11	3	0	14
	20	200	129	18	7	15	9	0	22
	21	193	120	30	13	14	3	0	13
	22	144	94	19	4	14	3	0	10
	23	78	51	8	2	8	4	0	5
	24	156	91	35	4	5	6	0	15
	25	268	187	30	12	16	9	0	14
	26	291	202	45	6	13	7	0	18
	27	129	74	23	9	9	5	0	9

COUNTY COURT JUDGE  
DETAIL

LEGISLATIVE DISTRICT OR TOWN	ELECTION DISTRICT	TOTAL VOTES	DOUGLAS A. RANDALL	GINO M. NITTI	GINO M. NITTI	DOUGLAS A. RANDALL	GINO M. NITTI	SCATTER	BLANK AND VOID
			DEM	REP	CON	WOR	IND		
Leg. Dist. 23		4,078	2,562	616	174	308	112	3	303
Leg. Dist. 24									
	1	227	135	19	8	39	4	0	22
	2	186	115	22	4	23	8	0	14
	3	186	127	23	5	23	2	0	6
	4	159	95	19	4	21	6	0	14
	5	165	100	28	6	12	2	0	17
	6	115	70	16	3	15	3	0	8
	7	110	59	23	5	8	2	0	13
	8	139	96	16	7	11	5	0	4
	9	107	61	24	4	9	1	0	8
	10	169	98	19	5	24	8	1	14
	11	45	23	14	3	3	0	0	2
	12	36	25	6	1	0	0	0	4
	13	156	95	11	5	29	5	0	11
	14	177	104	15	4	30	8	0	16
	15	207	122	22	11	21	2	0	29
	16	125	64	19	6	21	3	0	12
	17	89	51	19	4	3	4	0	8
	18	109	79	9	4	9	3	0	5
	19	13	9	1	0	0	1	0	2
Leg. Dist. 24		2,520	1,528	325	89	301	67	1	209
Leg. Dist. 25									
	1	153	96	22	7	10	3	1	14
	2	104	68	2	1	8	0	1	24
	3	160	95	7	4	9	3	0	42
	4/12	192	102	27	1	35	8	0	19
	5	90	73	6	0	3	0	0	8
	6	131	79	13	4	20	2	2	11
	7	101	65	3	0	4	1	0	28
	8	121	101	2	1	3	3	0	11
	9	76	60	3	0	1	1	0	11
	10	137	91	11	3	4	8	0	20
	11	81	58	0	0	6	0	0	17
	13	89	65	2	0	3	1	0	18
	14/24	186	114	33	7	15	5	0	12
	15	79	53	1	3	2	2	0	18
	16	84	58	8	1	2	3	0	12
	17	38	27	1	0	2	1	0	7
	18	95	60	9	4	5	0	0	17
	19	8	7	1	0	0	0	0	0
	20	12	6	2	3	0	0	0	1
	21	35	26	2	0	3	0	0	4
	22	104	72	10	3	10	0	1	8
	23	11	9	1	0	1	0	0	0
	25	182	91	15	7	20	2	0	47
Leg. Dist. 25		2,269	1,476	181	49	166	43	5	349

COUNTY COURT JUDGE  
DETAIL

LEGISLATIVE DISTRICT OR TOWN	ELECTION DISTRICT	TOTAL VOTES	DOUGLAS A. RANDALL	GINO M. NITTI	GINO M. NITTI	DOUGLAS A. RANDALL	GINO M. NITTI	SCATTER	BLANK AND VOID
			DEM	REP	CON	WOR	IND		
Leg. Dist. 26									
	1	255	122	67	19	22	8	0	17
	2	88	31	23	10	6	7	0	11
	3	63	22	25	4	5	2	0	5
	4	150	68	55	12	7	1	0	7
	5	100	57	23	5	6	2	0	7
	7	100	51	23	8	5	1	0	12
	8	93	52	14	6	5	4	0	12
	9	141	65	39	10	13	8	0	6
	10	112	66	22	4	10	5	0	5
	11	130	69	30	7	8	7	0	9
	12	130	51	40	11	8	8	0	12
	13	149	71	28	23	8	6	0	13
	14	158	69	48	16	10	8	0	7
	15	116	68	24	6	8	5	0	5
	16	155	74	45	12	9	6	1	8
	17	148	82	34	6	9	6	0	11
	18/19	90	51	19	7	5	2	0	6
Leg. Dist. 26		2,178	1,069	559	166	144	86	1	153
Leg. Dist. 27									
	1	135	94	11	13	4	2	0	11
	2	148	100	10	12	16	1	0	9
	3	124	73	17	4	16	0	0	14
	4	167	104	18	6	15	2	0	22
	5	159	113	9	2	12	2	0	21
	6	138	92	11	5	5	4	0	21
	7	142	91	16	3	16	1	0	15
	8	116	73	10	1	7	3	0	22
	9	184	138	7	0	16	2	0	21
	10	150	95	19	10	12	1	1	12
	11	139	92	17	4	5	2	0	19
	12	121	84	11	6	7	1	0	12
	13	128	94	4	0	7	0	0	23
	14	116	88	6	5	3	1	0	13
	15	124	81	9	4	8	1	0	21
	16	151	107	10	5	5	2	0	22
	17	58	39	10	1	2	0	0	6
	18	112	68	23	6	3	2	0	10
	19	143	100	8	4	6	1	0	24
	20	87	62	2	1	5	1	0	16
	21	75	56	4	2	3	0	0	10
	22	176	109	18	2	9	2	1	35
	23	80	63	2	1	4	3	0	7
	27	115	71	18	5	5	5	0	11
	28	88	44	19	5	9	2	0	9
	31	63	29	18	4	2	1	0	9
Leg. Dist. 27		3,239	2,160	307	111	202	42	2	415

COUNTY COURT JUDGE  
DETAIL

LEGISLATIVE DISTRICT OR TOWN	ELECTION DISTRICT	TOTAL VOTES	DOUGLAS A. RANDALL	GINO M. NITTI	GINO M. NITTI	DOUGLAS A. RANDALL	GINO M. NITTI	SCATTER	BLANK AND VOID
			DEM	REP	CON	WOR	IND		
Leg. Dist. 28									
	1	77	39	16	7	9	1	0	5
	2	45	24	7	3	7	0	0	4
	3	50	33	10	0	3	0	0	4
	4	127	78	24	3	6	4	0	12
	5	87	50	23	4	2	2	0	6
	6	165	104	30	5	8	8	0	10
	7/17	140	90	24	5	4	4	0	13
	8	95	55	11	3	8	1	0	17
	9	108	50	23	6	9	7	0	13
	10/21	57	28	11	3	4	2	0	9
	11	96	59	20	6	3	1	0	7
	12	54	37	10	1	2	0	0	4
	13/25	66	43	9	4	4	1	0	5
	14	79	45	15	7	4	0	0	8
	15	34	13	6	1	4	1	0	9
	16	90	50	17	6	8	2	0	7
	18/19	73	46	13	2	3	3	0	6
	20	130	68	25	11	12	3	0	11
	22	36	20	7	1	1	1	0	6
	23/24	137	77	19	8	8	6	0	19
Leg. Dist. 28		1,746	1,009	320	86	109	47	0	175
Leg. Dist. 29									
	1/2	39	21	6	2	1	0	0	9
	3	77	56	9	0	3	2	0	7
	4	89	51	18	4	3	1	2	10
	5/7	87	59	12	5	3	4	0	4
	6	40	25	9	3	0	0	0	3
	8	81	45	18	1	6	2	0	9
	9	89	49	20	0	7	1	0	12
	10	91	51	16	7	3	2	0	12
	11	69	47	15	2	1	0	0	4
	12	71	50	6	5	6	2	0	2
	13	57	32	5	0	4	2	0	14
	14	97	52	13	7	5	1	0	19
	15	67	50	5	1	4	0	0	7
	16	24	15	3	2	1	1	0	2
	17	177	97	31	14	14	6	0	15
	18/27	136	72	36	6	11	3	0	8
	19	66	45	3	2	5	2	0	9
	20	105	65	10	3	11	1	0	15
	21	130	80	21	5	8	6	0	10
	22	86	52	7	1	4	3	0	19
	23	95	59	5	0	2	0	1	28
	24	112	66	17	7	4	4	0	14
	25	155	92	26	8	2	6	0	21
	26	47	36	3	0	2	0	0	6

COUNTY COURT JUDGE  
DETAIL

LEGISLATIVE DISTRICT OR TOWN	ELECTION DISTRICT	TOTAL VOTES	DOUGLAS A. RANDALL	GINO M. NITTI	GINO M. NITTI	DOUGLAS A. RANDALL	GINO M. NITTI	SCATTER	BLANK AND VOID
			DEM	REP	CON	WOR	IND		
Leg. Dist. 29		<u>2,087</u>	<u>1,267</u>	<u>314</u>	<u>85</u>	<u>110</u>	<u>49</u>	<u>3</u>	<u>259</u>
CITY		<u>22,802</u>	<u>13,972</u>	<u>3,223</u>	<u>958</u>	<u>1,645</u>	<u>581</u>	<u>15</u>	<u>2,408</u>
Brighton									
	1	262	170	38	8	25	11	0	10
	2	153	84	40	13	5	3	0	8
	3	187	85	49	13	11	8	0	21
	4	232	157	34	5	17	7	0	12
	5	216	142	33	8	14	6	0	13
	6	298	179	69	12	10	8	0	20
	7	158	97	24	12	14	2	0	9
	8	234	126	77	9	2	9	0	11
	9	230	130	49	15	15	7	0	14
	10	250	164	47	11	6	6	0	16
	11	236	134	53	15	13	10	0	11
	12	303	190	55	13	14	11	0	20
	13	191	104	44	9	12	8	0	14
	14	100	67	16	1	10	2	0	4
	15	182	103	45	9	11	5	0	9
	16	152	63	69	9	2	1	0	8
	17	87	66	8	3	2	2	0	6
	18	188	129	25	2	17	5	0	10
	19	233	140	54	11	12	5	0	11
	20	119	69	27	13	3	2	0	5
	21	193	124	31	10	13	7	0	8
	22	219	129	54	11	9	3	0	13
	23	193	117	41	7	7	7	0	14
	24	289	137	88	12	11	10	0	31
	25	182	117	37	5	12	3	0	8
	26	169	90	50	10	7	6	0	6
	27	178	125	26	8	4	5	0	10
	28	215	141	45	7	8	4	0	10
	29	178	94	51	4	6	11	0	12
	30	366	212	89	10	14	11	0	30
	31	206	134	38	5	15	4	0	10
	32	252	169	37	10	10	10	0	16
	33	243	154	56	11	7	10	0	5
	34	193	105	45	15	12	4	0	12
	35	180	120	35	6	11	1	0	7
	36	76	43	17	4	3	0	0	9
	37	202	135	29	10	13	3	0	12
	38	213	131	48	11	9	4	0	10
	39	183	98	41	11	15	6	0	12
	40	310	189	74	3	15	13	0	16
	41	170	109	33	10	6	5	0	7
	42	85	54	12	6	4	0	0	9
	43	181	113	43	11	6	3	0	5
	44	49	32	8	1	2	2	0	4



COUNTY COURT JUDGE  
DETAIL

LEGISLATIVE DISTRICT OR TOWN	ELECTION DISTRICT	TOTAL VOTES	DOUGLAS A. RANDALL	GINO M. NITTI	GINO M. NITTI	DOUGLAS A. RANDALL	GINO M. NITTI	SCATTER	BLANK AND VOID
			DEM	REP	CON	WOR	IND		
Brighton									
	45	103	56	26	6	5	3	0	7
	46	124	81	33	4	0	2	0	4
Brighton		8,963	5,408	1,943	399	439	255	0	519
Chili									
	1	175	65	67	19	10	4	0	10
	2	292	103	106	32	17	12	0	22
	3	237	96	80	31	13	8	0	9
	4	133	52	41	15	11	6	0	8
	5	203	84	62	18	7	12	0	20
	6	221	97	69	19	11	11	0	14
	7	89	47	20	6	4	4	0	8
	8	200	72	69	26	15	9	0	9
	9	192	94	54	15	6	11	0	12
	10	134	40	47	23	8	7	0	9
	11	172	72	60	24	7	3	0	6
	12	190	64	78	22	6	7	0	13
	13	296	116	116	34	10	10	1	9
	14	224	77	71	43	10	10	0	13
	15	181	73	65	18	10	4	0	11
	16	388	155	151	37	17	5	0	23
	17	484	193	158	65	19	14	0	35
	18	199	74	74	25	9	6	0	11
	19	220	96	75	9	14	8	0	18
	20	278	114	92	31	13	9	0	19
	21	172	76	58	11	12	6	0	9
	22	135	64	41	11	5	2	0	12
	23	164	61	64	22	5	2	0	10
	24	260	115	88	20	15	13	0	9
	25	123	60	31	10	10	4	0	8
	26	232	76	81	35	9	10	0	21
	27	177	86	45	21	6	10	0	9
	28	148	75	39	13	3	5	0	13
	29	165	68	52	21	7	9	0	8
	30	73	27	25	10	7	1	0	3
	31	7	4	1	1	0	0	0	1
	32	179	64	67	23	12	6	0	7
	33	207	96	69	20	9	3	0	10
Chili		6,550	2,656	2,216	730	317	231	1	399
Clarkson									
	1	215	67	84	31	14	11	0	8
	2	163	63	57	18	11	3	0	11
	3	213	90	65	28	9	8	0	13
	4	254	86	107	21	10	9	1	20
	5	144	47	53	25	8	3	0	8
	6	141	56	41	22	7	4	0	11
Clarkson		1,130	409	407	145	59	38	1	71

COUNTY COURT JUDGE  
DETAIL

LEGISLATIVE DISTRICT OR TOWN	ELECTION DISTRICT	TOTAL VOTES	DOUGLAS A. RANDALL	GINO M. NITTI	GINO M. NITTI	DOUGLAS A. RANDALL	GINO M. NITTI	SCATTER	BLANK AND VOID
			DEM	REP	CON	WOR	IND		
East Rochester									
	1	265	112	79	9	16	10	0	39
	2	247	86	82	14	13	7	0	45
	3	257	105	76	12	13	10	0	41
	4	223	90	62	9	12	11	0	39
	5	179	68	55	9	15	7	0	25
	6	249	99	74	14	15	8	0	39
	7	211	80	75	20	6	6	0	24
East Rochester		1,631	640	503	87	90	59	0	252
Gates									
	1	107	36	40	13	7	6	0	5
	2	152	50	73	9	5	5	0	10
	3	122	43	50	9	10	3	0	7
	4	182	67	70	19	1	11	0	14
	5	281	108	122	18	10	12	0	11
	6	164	51	70	13	10	6	0	14
	7	316	103	133	23	19	19	0	19
	8	153	66	57	10	3	7	0	10
	9	202	73	75	11	15	7	0	21
	10	117	50	43	11	0	4	0	9
	11	125	53	41	9	8	4	0	10
	12	116	49	37	14	6	3	0	7
	13	153	62	55	19	8	2	0	7
	14	146	53	69	7	5	0	0	12
	15	245	99	95	17	6	7	0	21
	16	116	52	38	11	5	4	0	6
	17	135	62	48	12	2	4	0	7
	18	185	55	86	22	6	3	0	13
	19	159	61	61	16	8	4	0	9
	20	147	70	49	13	7	1	0	7
	21	176	61	74	16	8	8	0	9
	22	159	54	56	30	4	8	0	7
	23	168	67	57	16	11	4	0	13
	24	153	52	57	17	8	6	0	13
	25	124	52	55	5	2	4	0	6
	26	191	74	72	19	10	6	0	10
	27	183	81	61	17	10	3	0	11
	28	124	46	51	9	4	5	0	9
	29	151	65	44	17	6	7	0	12
	30	89	32	40	8	4	3	0	2
	31	137	44	72	8	7	2	0	4
	32	179	72	56	24	10	3	0	14
	33	78	42	24	4	3	4	0	1
	34	124	57	45	9	4	2	0	7
	35	119	40	49	9	4	7	0	10
Gates		5,478	2,102	2,125	484	236	184	0	347
Greece									

COUNTY COURT JUDGE  
DETAIL

LEGISLATIVE DISTRICT OR TOWN	ELECTION DISTRICT	TOTAL VOTES	DOUGLAS A. RANDALL	GINO M. NITTI	GINO M. NITTI	DOUGLAS A. RANDALL	GINO M. NITTI	SCATTER	BLANK AND VOID
			DEM	REP	CON	WOR	IND		
Greece									
	1	167	59	64	18	11	5	0	10
	2	209	67	78	27	13	8	0	16
	3	150	63	64	15	3	1	0	4
	4	137	61	48	19	4	2	0	3
	5	142	58	47	17	9	5	0	6
	6	119	40	31	24	3	9	0	12
	7	165	69	60	13	9	8	0	6
	8	154	42	48	24	17	6	0	17
	9	126	45	50	15	4	6	0	6
	10	137	59	44	12	15	3	0	4
	11	63	23	18	5	6	5	0	6
	12	98	44	25	16	7	2	0	4
	13	148	59	58	16	8	0	0	7
	14	133	52	46	14	4	9	0	8
	15	166	63	58	22	6	6	0	11
	16	126	36	56	14	5	7	0	8
	17	204	75	86	26	2	6	0	9
	18	181	74	76	18	4	3	0	6
	19	169	71	56	12	8	12	0	10
	20	132	50	40	14	12	8	0	8
	21	132	53	39	16	13	4	0	7
	22	115	51	34	11	4	8	0	7
	23	303	122	102	22	23	7	0	27
	24	207	72	94	20	5	9	0	7
	25	155	74	37	14	9	9	0	12
	26	134	57	49	14	5	4	0	5
	27	166	49	64	23	9	8	0	13
	28	179	65	75	19	6	7	0	7
	29	182	71	59	25	7	9	0	11
	30	103	52	27	7	5	4	0	8
	31	138	61	46	12	10	4	0	5
	32	150	58	44	16	14	9	0	9
	33	166	47	84	23	4	7	0	1
	34	193	78	61	25	9	8	0	12
	35	200	69	70	29	11	6	1	14
	36	206	83	82	13	10	7	0	11
	37	151	48	54	22	8	9	0	10
	38	224	90	95	17	8	9	0	5
	39	109	46	40	16	0	3	0	4
	40	140	68	51	7	4	4	1	5
	41	190	76	70	19	7	5	1	12
	42	143	67	47	11	3	7	0	8
	43	136	35	51	26	6	14	0	4
	44	228	87	94	27	5	8	0	7
	45	209	72	94	18	10	7	0	8
	46	101	43	36	10	5	2	1	4
	47	187	77	60	31	8	5	0	6

COUNTY COURT JUDGE  
DETAIL

LEGISLATIVE DISTRICT OR TOWN	ELECTION DISTRICT	TOTAL VOTES	DOUGLAS A. RANDALL	GINO M. NITTI	GINO M. NITTI	DOUGLAS A. RANDALL	GINO M. NITTI	SCATTER	BLANK AND VOID
			DEM	REP	CON	WOR	IND		
Greece									
	48	131	50	52	16	4	3	0	6
	49	141	57	50	14	7	5	0	8
	50	196	77	71	20	8	6	0	14
	51	107	43	39	14	4	3	0	4
	52	193	68	76	27	9	7	0	6
	53	126	48	41	15	3	9	0	10
	54	191	83	64	26	6	4	0	8
	55	167	53	74	19	8	6	0	7
	56	233	82	94	30	10	6	0	11
	57	165	69	64	13	6	7	0	6
	58	221	98	72	28	9	8	1	5
	59	101	52	30	8	0	5	0	6
	60	118	56	39	11	3	3	0	6
	61	182	71	68	19	8	1	0	15
	62	196	79	70	26	5	8	1	7
	63	183	86	46	23	14	5	0	9
	64	132	51	59	8	5	3	0	6
	65	168	74	59	9	4	6	0	16
	66	80	31	29	12	4	2	0	2
	67	156	52	67	15	7	9	0	6
	68	227	80	77	39	8	11	0	12
	69	140	60	57	13	4	2	0	4
	70	345	126	136	39	16	13	0	15
	71	194	78	73	25	2	4	0	12
	72	219	84	80	29	9	9	0	8
	73	84	28	33	11	4	6	0	2
	74	125	64	38	7	6	7	0	3
	75	106	48	37	10	2	7	0	2
	76	117	42	48	12	7	2	0	6
	77	215	83	85	17	11	6	0	13
	78	105	37	46	11	1	5	0	5
	79	249	85	98	30	7	13	0	16
	80	246	80	101	39	6	11	0	9
	81	120	52	52	3	5	2	0	6
	82	106	44	41	7	5	4	0	5
	83	91	35	33	7	4	3	0	9
	84	173	64	64	20	8	5	0	12
	85	198	68	76	29	8	11	0	6
	86	264	90	104	31	5	11	0	23
	87	146	51	60	16	8	5	0	6
	88	180	59	66	32	8	8	0	7
	89	153	57	52	20	8	5	0	11
	90	186	52	73	30	7	10	0	14
	91	316	111	135	38	11	8	0	13
	92	201	81	78	18	7	10	0	7
	93	241	101	85	22	7	10	0	16
	94	154	61	52	20	5	3	0	13

COUNTY COURT JUDGE  
DETAIL

LEGISLATIVE DISTRICT OR TOWN	ELECTION DISTRICT	TOTAL VOTES	DOUGLAS	GINO	GINO	DOUGLAS	GINO	SCATTER	BLANK AND VOID
			A. RANDALL DEM	M. NITTI REP	M. NITTI CON	A. RANDALL WOR	M. NITTI IND		
Greece									
	95	88	48	25	5	4	4	0	2
	96	155	61	56	15	4	8	0	11
	97	334	95	147	46	13	12	2	19
	98	246	102	74	30	20	5	0	15
	99	190	55	84	30	7	7	0	7
	100	242	76	103	31	11	14	0	7
	101	175	62	69	20	12	4	0	8
	102	212	68	100	26	8	5	0	5
	103	199	70	80	29	8	10	0	2
	104	240	99	88	30	4	8	0	11
	105	133	50	56	16	4	3	0	4
	106	129	36	58	18	7	3	0	7
	107	105	31	39	12	8	4	0	11
	108	104	46	36	12	1	4	0	5
	109	181	58	65	28	11	10	0	9
		<u>18,294</u>	<u>6,939</u>	<u>6,836</u>	<u>2,110</u>	<u>783</u>	<u>692</u>	<u>8</u>	<u>926</u>
Greece									
Hamlin									
	1	140	43	58	17	8	11	0	3
	2	226	71	102	18	13	9	0	13
	3/11	168	59	62	12	10	11	1	13
	4	149	57	55	11	12	5	0	9
	5	159	48	59	19	11	4	0	18
	6	129	57	40	12	8	7	0	5
	7	279	92	109	30	20	12	0	16
	8	124	42	50	19	8	2	0	3
	9	129	40	54	13	8	4	0	10
	10	225	69	96	36	8	2	0	14
		<u>1,728</u>	<u>578</u>	<u>685</u>	<u>187</u>	<u>106</u>	<u>67</u>	<u>1</u>	<u>104</u>
Hamlin									
Henrietta									
	1	224	84	74	30	9	5	0	22
	2	151	61	51	12	12	5	0	10
	3	77	33	29	2	5	2	0	6
	4	190	113	52	4	4	6	0	11
	5	175	73	55	25	8	2	0	12
	6	164	65	56	17	7	5	0	14
	7	165	76	45	20	9	9	0	6
	8	154	78	42	6	11	5	0	12
	9	152	78	49	9	6	2	0	8
	10	143	60	44	17	5	8	0	9
	11	130	71	34	9	7	2	0	7
	12	166	75	50	16	8	5	0	12
	13	181	79	52	17	13	5	0	15
	14	126	49	45	14	6	3	0	9
	15	164	74	47	12	9	7	0	15
	16	113	48	30	16	7	5	0	7
	17	199	103	46	23	12	4	0	11

COUNTY COURT JUDGE  
DETAIL

LEGISLATIVE DISTRICT OR TOWN	ELECTION DISTRICT	TOTAL VOTES	DOUGLAS A. RANDALL	GINO M. NITTI	GINO M. NITTI	DOUGLAS A. RANDALL	GINO M. NITTI	SCATTER	BLANK AND VOID
			DEM	REP	CON	WOR	IND		
Henrietta									
	18	175	80	45	19	9	9	0	13
	19	133	62	45	13	8	0	0	5
	20	200	96	59	20	6	7	0	12
	21	149	68	41	15	12	8	0	5
	22	253	129	75	25	5	7	0	12
	23	105	48	33	16	1	3	0	4
	24	208	113	46	11	13	8	0	17
	25	192	93	50	24	9	4	0	12
	26	345	164	100	36	12	13	0	20
	27	291	138	88	28	8	12	0	17
	28	220	92	71	25	12	4	0	16
	29	279	141	67	29	17	7	2	16
	30	309	152	90	27	17	7	0	16
	31	90	41	26	9	6	2	0	6
	32	250	126	81	12	12	4	0	15
	33	131	49	50	9	6	4	0	13
	34	68	30	21	5	5	3	0	4
	35	171	76	49	24	7	6	0	9
		<u>6,243</u>	<u>2,918</u>	<u>1,838</u>	<u>596</u>	<u>303</u>	<u>188</u>	<u>2</u>	<u>398</u>
Henrietta									
Irondequoit									
	1	177	89	46	15	5	8	0	14
	2	126	54	48	6	3	2	0	13
	3	219	100	59	20	13	12	0	15
	4	195	88	72	11	9	3	0	12
	5	146	76	38	8	6	3	0	15
	6	309	165	81	12	17	13	0	21
	7	314	186	70	21	12	9	0	16
	8	204	91	68	18	3	11	0	13
	9	181	81	52	18	2	6	0	22
	10	249	121	71	13	6	13	1	24
	11	89	42	25	5	5	2	0	10
	12	125	60	40	4	9	6	0	6
	13	236	136	53	21	9	5	0	12
	14	258	118	63	31	17	12	0	17
	15	291	134	99	22	9	7	0	20
	16	242	125	62	14	12	7	0	22
	17	125	56	36	9	10	7	0	7
	18	190	94	48	16	6	7	0	19
	19	176	104	34	11	11	4	0	12
	20	205	102	70	10	7	7	0	9
	21	164	81	43	11	8	11	0	10
	22	223	110	52	21	16	5	0	19
	23	151	81	34	10	9	5	0	12
	24	176	81	50	17	12	7	0	9
	25	178	69	51	21	14	8	0	15
	26	90	42	19	8	6	4	0	11

COUNTY COURT JUDGE  
DETAIL

LEGISLATIVE DISTRICT OR TOWN	ELECTION DISTRICT	TOTAL VOTES	DOUGLAS A. RANDALL	GINO M. NITTI	GINO M. NITTI	DOUGLAS A. RANDALL	GINO M. NITTI	SCATTER	BLANK AND VOID
			DEM	REP	CON	WOR	IND		
Irondequoit									
	27	138	50	45	11	11	8	0	13
	28	143	59	49	13	7	6	0	9
	29	118	63	29	9	6	3	0	8
	30	192	95	52	10	10	12	0	13
	31	180	87	51	12	10	3	0	17
	32	163	87	41	7	10	7	0	11
	33	157	77	38	10	12	9	0	11
	34	291	118	114	24	9	8	0	18
	35	99	52	24	3	4	7	0	9
	36	72	45	14	4	1	2	0	6
	37	144	50	57	8	7	5	0	17
	38	103	62	22	8	4	1	0	6
	39	75	39	21	5	1	2	0	7
	40	134	56	40	5	9	8	0	16
	41	158	81	50	6	9	7	0	5
	42	231	93	72	16	13	13	0	24
	43	122	49	41	14	8	3	0	7
	44	415	189	132	18	15	19	0	42
	45	156	77	51	8	3	4	0	13
	46	193	80	65	9	12	9	0	18
	47	72	37	24	1	1	2	0	7
	48	185	88	57	18	8	4	0	10
	49	190	77	57	13	17	5	2	19
	50	90	46	28	4	2	1	0	9
	51	282	131	77	20	10	18	0	26
	52	155	83	47	5	5	7	0	8
	53	138	68	42	5	11	4	0	8
	54	45	20	12	5	2	2	0	4
	55	166	83	45	10	8	7	0	13
	56	158	84	44	9	8	2	0	11
	57	301	149	84	25	10	11	0	22
	58	182	79	50	21	12	4	0	16
	59	174	72	57	14	9	8	0	14
	60	189	78	45	26	6	12	0	22
	61	214	86	86	18	8	12	0	4
	62	206	99	51	18	9	11	0	18
	63	163	80	45	10	8	9	0	11
	64	108	52	25	7	8	4	0	12
	65	98	55	26	5	4	1	0	7
	66	51	31	15	1	1	1	0	2
	67	150	65	41	13	8	8	0	15
	68	166	71	59	9	7	7	0	13
	69	50	34	8	1	1	0	0	6
	70	61	30	17	5	2	2	0	5
	71/72	47	23	17	1	3	1	0	2
Irondequoit		11,964	5,716	3,451	837	565	463	3	929

COUNTY COURT JUDGE  
DETAIL

LEGISLATIVE DISTRICT OR TOWN	ELECTION DISTRICT	TOTAL VOTES	DOUGLAS A. RANDALL	GINO M. NITTI	GINO M. NITTI	DOUGLAS A. RANDALL	GINO M. NITTI	SCATTER	BLANK AND VOID
			DEM	REP	CON	WOR	IND		
Mendon									
	1	377	150	123	39	19	14	0	32
	2	306	117	94	26	23	18	0	28
	3	384	130	158	42	11	16	0	27
	4	274	114	79	21	17	10	0	33
	5	329	117	125	43	12	16	0	16
	6	295	123	86	38	20	19	0	9
	7	350	122	147	40	10	12	0	19
	8	146	62	56	12	7	1	0	8
	9	256	96	89	30	16	10	0	15
		<u>2,717</u>	<u>1,031</u>	<u>957</u>	<u>291</u>	<u>135</u>	<u>116</u>	<u>0</u>	<u>187</u>
Mendon Ogden									
	1	187	83	50	24	9	8	0	13
	2	215	76	69	29	5	13	0	23
	3	255	90	95	34	14	11	0	11
	4	184	64	67	33	9	3	0	8
	5	184	63	55	29	17	8	0	12
	6	182	72	62	24	13	4	0	7
	7	117	44	40	19	7	2	0	5
	8	180	73	76	13	4	4	0	10
	9	159	48	68	24	8	7	0	4
	10	172	67	66	20	8	5	0	6
	11	157	49	55	31	7	9	0	6
	12	186	67	62	27	9	4	0	17
	13	141	49	52	21	5	6	0	8
	14	138	36	61	20	12	3	0	6
	15	216	81	77	26	16	5	0	11
	16	127	52	42	14	5	5	0	9
	17	166	65	54	23	7	7	0	10
	18	207	70	80	37	9	5	0	6
	19	231	91	90	26	12	6	1	5
	20	227	66	81	46	9	6	0	19
		<u>3,631</u>	<u>1,306</u>	<u>1,302</u>	<u>520</u>	<u>185</u>	<u>121</u>	<u>1</u>	<u>196</u>
Ogden Parma									
	1	247	80	92	28	16	11	0	20
	2	291	87	122	33	14	18	1	16
	3	207	77	76	22	8	4	0	20
	4	239	71	81	40	16	11	0	20
	5	200	66	71	19	11	4	0	29
	6	100	24	40	16	4	4	0	12
	7	216	68	76	33	9	8	0	22
	8	400	138	169	38	16	11	0	28
	9	237	79	85	24	10	9	0	30
	10	253	89	70	35	18	10	1	30
	11	226	79	80	28	15	10	0	14
	12	204	66	82	13	11	16	0	16
	13	417	137	157	44	18	20	0	41



COUNTY COURT JUDGE  
DETAIL

LEGISLATIVE DISTRICT OR TOWN	ELECTION DISTRICT	TOTAL VOTES	DOUGLAS A. RANDALL	GINO M. NITTI	GINO M. NITTI	DOUGLAS A. RANDALL	GINO M. NITTI	SCATTER	BLANK AND VOID
			DEM	REP	CON	WOR	IND		
Parma	14	166	53	69	21	7	8	0	8
	15	262	85	73	37	18	15	1	33
Parma		3,665	1,199	1,343	431	191	159	3	339
Penfield	1	74	34	15	12	5	3	0	5
	2	193	76	72	16	10	11	0	8
	3	180	53	62	26	12	10	0	17
	4	215	57	95	27	17	8	0	11
	5	245	119	66	18	13	15	0	14
	6	167	65	65	20	7	4	0	6
	7	242	100	75	29	14	10	0	14
	8	177	83	52	15	8	2	0	17
	9	294	159	82	18	18	7	0	10
	10	184	80	63	16	7	3	0	15
	11	123	48	49	8	3	6	0	9
	12	241	111	77	18	12	9	0	14
	13	224	77	79	27	8	7	0	26
	14	221	80	69	34	10	8	0	20
	15	250	115	81	24	10	9	0	11
	16	108	51	36	5	7	2	0	7
	17	216	96	69	11	9	14	0	17
	18	169	67	57	17	9	6	0	13
	19	304	138	110	23	10	13	0	10
	20	230	94	83	22	12	6	0	13
	21	225	108	54	17	15	9	0	22
	22	178	88	49	15	10	7	0	9
	23	276	138	81	26	11	8	0	12
	24	266	109	103	27	8	7	1	11
	25	173	55	66	23	5	12	0	12
	26	125	56	38	10	5	6	0	10
	27	250	114	75	24	9	16	1	11
	28	144	68	42	10	8	9	0	7
	29	218	101	58	23	18	6	0	12
	30	337	151	112	37	14	12	0	11
	31	148	75	44	15	4	3	0	7
	32	119	54	36	8	7	4	0	10
	33	235	108	68	32	9	11	0	7
	34	160	50	64	18	13	4	0	11
	35	224	110	65	19	3	13	0	14
	36	145	85	36	7	6	5	0	6
	37	342	126	145	30	6	17	0	18
	38	138	48	59	12	6	4	0	9
	39	146	62	43	21	8	2	0	10
	40	219	84	86	14	12	6	0	17
	41	193	60	90	22	5	8	0	8
	42	142	59	54	12	5	2	0	10

COUNTY COURT JUDGE  
DETAIL

LEGISLATIVE DISTRICT OR TOWN	ELECTION DISTRICT	TOTAL VOTES	DOUGLAS A. RANDALL	GINO M. NITTI	GINO M. NITTI	DOUGLAS A. RANDALL	GINO M. NITTI	SCATTER	BLANK AND VOID
			DEM	REP	CON	WOR	IND		
Penfield		8,460	3,612	2,825	808	388	324	2	501
Perinton	1	291	134	100	24	4	8	0	21
	2	259	121	94	18	5	12	0	9
	3	209	94	75	14	8	10	0	8
	4	194	97	58	12	10	6	0	11
	5	109	41	38	7	8	6	0	9
	6	206	108	52	15	10	6	0	15
	7	228	115	65	21	5	6	0	16
	8	201	86	73	21	7	9	1	4
	9	288	120	94	32	13	14	0	15
	10	236	107	79	20	14	4	0	12
	11	126	59	36	14	10	3	0	4
	12	218	99	73	17	10	8	1	10
	13	205	89	75	22	1	5	0	13
	14	223	84	78	23	15	9	0	14
	15	161	85	35	11	5	7	0	18
	16	163	80	48	11	5	12	0	7
	17	246	121	69	20	16	4	0	16
	18	231	95	85	25	8	6	0	12
	19	201	91	57	27	10	5	0	11
	20	201	90	77	16	6	6	0	6
	21	273	100	96	33	10	12	1	21
	22	152	60	59	15	3	7	0	8
	23	311	134	111	33	6	11	0	16
	24	343	123	156	25	7	7	0	25
	25	168	76	51	8	12	7	0	14
	26	242	104	81	24	14	8	0	11
	27	167	62	77	11	4	2	0	11
	28	184	89	57	18	11	5	0	4
	29	120	50	44	12	6	3	0	5
	30	185	80	65	17	5	7	0	11
	31	265	110	109	16	9	5	1	15
	32	164	66	56	23	2	4	0	13
	33	217	104	78	13	6	10	0	6
	34	232	100	82	26	7	8	0	9
	35	172	66	55	23	13	5	0	10
	36	88	42	32	4	5	2	0	3
	37	194	84	59	22	9	4	0	16
	38	239	96	84	24	10	8	0	17
	39	215	87	71	24	9	6	0	18
	40	147	55	55	10	9	7	0	11
	41	141	55	53	13	9	3	0	8
	42	179	85	59	13	6	9	0	7
	43	350	147	138	31	9	10	0	15
	44	207	86	81	17	9	10	0	4
	45	281	104	122	27	5	7	0	16

COUNTY COURT JUDGE  
DETAIL

LEGISLATIVE DISTRICT OR TOWN	ELECTION DISTRICT	TOTAL VOTES	DOUGLAS A. RANDALL	GINO M. NITTI	GINO M. NITTI	DOUGLAS A. RANDALL	GINO M. NITTI	SCATTER	BLANK AND VOID
			DEM	REP	CON	WOR	IND		
Perinton									
	46	102	55	25	16	1	3	0	2
	47	177	69	63	22	8	12	0	3
	48	142	65	38	18	8	3	0	10
	49	194	88	63	25	2	5	0	11
	50	53	31	16	3	1	0	0	2
	51	236	74	108	34	8	4	0	8
	52	168	59	74	15	6	4	0	10
	53	194	95	59	18	12	3	0	7
	54	296	110	119	35	11	9	1	11
	55	232	103	84	20	7	8	0	10
	56	198	76	75	25	7	2	0	13
		11,424	4,906	4,016	1,083	436	366	5	612
Perinton									
Pittsford									
	1	193	96	58	13	12	4	0	10
	2	205	106	61	13	9	8	1	7
	3	383	168	160	10	10	9	0	26
	4	212	101	81	13	3	8	0	6
	5	153	68	52	11	8	4	0	10
	6	169	99	41	5	6	5	1	12
	7	105	48	35	9	5	5	0	3
	8	250	95	110	25	3	8	0	9
	9	275	112	100	21	17	10	0	15
	10	201	91	75	9	9	5	0	12
	11	170	79	58	12	9	0	0	12
	12	186	97	56	13	4	9	0	7
	13	163	93	41	15	4	4	0	6
	14	287	117	112	30	5	8	1	14
	15	129	59	37	12	7	7	0	7
	16	159	88	42	9	5	7	0	8
	17	273	153	70	19	9	8	0	14
	18	189	95	67	7	4	7	0	9
	19	164	68	59	16	8	6	0	7
	20	233	130	66	16	7	2	0	12
	21	214	99	64	19	8	6	0	18
	22	275	148	95	15	4	5	0	8
	23	201	78	70	23	10	10	0	10
	24	275	130	88	22	8	9	0	18
	25	318	135	133	21	6	14	0	9
	26	224	101	69	24	11	14	0	5
	27	170	75	65	14	4	7	0	5
	28	197	85	70	10	9	7	0	16
	29	227	97	72	19	11	6	0	22
	30	186	87	62	15	9	2	1	10
	31	210	100	70	14	10	7	0	9
	32	230	112	81	10	6	8	0	13
	33	236	84	104	24	4	7	0	13

COUNTY COURT JUDGE  
DETAIL

LEGISLATIVE DISTRICT OR TOWN	ELECTION DISTRICT	TOTAL VOTES	DOUGLAS A. RANDALL	GINO M. NITTI	GINO M. NITTI	DOUGLAS A. RANDALL	GINO M. NITTI	SCATTER	BLANK AND VOID
			DEM	REP	CON	WOR	IND		
Pittsford									
	34	186	76	79	13	4	6	1	7
Pittsford		7,248	3,370	2,503	521	248	232	5	369
Riga									
	1	329	119	115	40	19	13	0	23
	2	240	94	95	29	12	4	0	6
	3	204	92	60	18	11	6	0	17
	4	243	107	82	23	12	9	0	10
	5	223	75	81	26	17	7	0	17
	6	205	65	72	37	14	5	0	12
Riga		1,444	552	505	173	85	44	0	85
Rush									
	1	338	135	124	19	23	9	0	28
	2	231	102	79	21	8	9	0	12
	3	357	161	107	25	16	7	0	41
	4	313	125	98	30	25	9	0	26
Rush		1,239	523	408	95	72	34	0	107
Sweden									
	1	244	110	71	17	15	8	0	23
	2	96	43	22	5	11	5	0	10
	3	246	96	81	23	20	11	0	15
	4	239	102	76	26	7	10	2	16
	5	71	37	19	5	3	3	0	4
	6	196	81	51	22	13	8	0	21
	7	231	105	64	30	5	7	0	20
	8	146	52	51	20	9	7	0	7
	9	119	43	32	18	9	1	0	16
	10	273	97	94	40	15	7	0	20
	11	62	26	12	8	6	3	0	7
	12	166	54	57	30	7	5	0	13
Sweden		2,089	846	630	244	120	75	2	172
Webster									
	1	263	115	92	26	6	10	0	14
	2	191	72	64	21	3	14	0	17
	3	248	113	84	19	15	7	0	10
	4	103	38	40	7	7	5	0	6
	5	220	93	73	16	13	6	0	19
	6	179	87	64	11	5	3	0	9
	7	247	115	79	23	8	9	0	13
	8	211	97	59	25	6	10	0	14
	9	211	81	83	22	7	4	0	14
	10	376	128	147	38	13	15	0	35
	11	188	72	64	20	10	7	0	15
	12	328	124	123	33	9	14	0	25
	13	220	90	83	18	12	7	0	10
	14	210	98	66	18	6	3	0	19

COUNTY COURT JUDGE  
DETAIL

LEGISLATIVE DISTRICT OR TOWN	ELECTION DISTRICT	TOTAL VOTES	DOUGLAS A. RANDALL	GINO M. NITTI	GINO M. NITTI	DOUGLAS A. RANDALL	GINO M. NITTI	SCATTER	BLANK AND VOID
			DEM	REP	CON	WOR	IND		
Webster									
	15	174	76	58	10	7	12	0	11
	16	210	90	65	18	10	12	0	15
	17	199	78	67	25	6	11	0	12
	18	176	79	62	14	7	4	0	10
	19	342	136	128	28	15	14	0	21
	20	252	91	85	33	13	11	0	19
	21	230	100	71	22	13	10	0	14
	22	221	79	68	34	14	6	0	20
	23	215	96	64	18	10	10	0	17
	24	437	190	124	48	14	25	0	36
	25	127	67	27	13	7	5	0	8
	26	180	62	76	24	7	1	0	10
	27	176	62	66	23	7	10	0	8
	28	164	53	56	24	11	8	0	12
	29	154	74	41	13	6	5	0	15
	30	132	68	40	3	8	5	0	8
	31	271	114	90	30	9	8	0	20
	32	255	93	86	44	8	7	0	17
	33	253	107	83	21	14	8	0	20
	34	104	35	43	8	7	4	0	7
	35	156	50	58	34	1	7	0	6
	36	190	74	78	17	5	7	0	9
	37	351	154	119	28	17	11	0	22
	38	252	115	82	20	7	8	0	20
	39	268	128	95	13	6	8	0	18
	40	311	120	130	26	8	15	0	12
	41	260	83	111	21	14	15	1	15
	42	201	82	59	21	12	10	0	17
	43	145	60	55	14	7	1	0	8
Webster		9,601	3,939	3,308	944	390	372	1	647
Wheatland									
	1	239	91	60	29	21	7	0	31
	2	284	112	71	23	22	10	0	46
	3	247	112	68	21	14	11	0	21
	4	184	71	58	17	12	10	0	16
	5	259	80	98	27	17	14	0	23
Wheatland		1,213	466	355	117	86	52	0	137
TOWNS		114,712	49,116	38,156	10,802	5,234	4,072	35	7,297
GRAND TOTAL:		137,514	63,088	41,379	11,760	6,879	4,653	50	9,705

DISTRICT ATTORNEY  
SUMMARY

LEGISLATIVE DISTRICT OR TOWN	TOTAL VOTES	SANDRA J. DOORLEY	BILL TAYLOR	BILL TAYLOR	BILL TAYLOR	SCATTER	BLANK AND VOID
		DEM	REP	CON	IND		
Leg. Dist. 07	394	214	111	27	32	0	10
Leg. Dist. 16	6	5	0	0	0	0	1
Leg. Dist. 21	2,798	2,061	422	118	82	0	115
Leg. Dist. 22	1,487	1,174	123	31	27	0	132
Leg. Dist. 23	4,078	2,945	719	174	142	3	95
Leg. Dist. 24	2,520	1,867	388	82	81	2	100
Leg. Dist. 25	2,269	1,740	219	64	50	2	194
Leg. Dist. 26	2,178	1,345	543	175	68	1	46
Leg. Dist. 27	3,239	2,536	326	111	38	3	225
Leg. Dist. 28	1,746	1,201	317	78	50	0	100
Leg. Dist. 29	2,087	1,479	360	80	50	3	115
CITY	22,802	16,567	3,528	940	620	14	1,133
Brighton	8,963	5,975	2,137	394	288	3	166
Chili	6,550	3,360	2,144	679	197	2	168
Clarkson	1,130	559	377	126	39	0	29
East Rochester	1,631	791	529	93	71	0	147
Gates	5,478	2,723	1,989	437	153	1	175
Greece	18,294	9,329	6,182	1,902	534	7	340
Hamlin	1,728	790	644	181	56	1	56
Henrietta	6,243	3,479	1,873	565	187	1	138
Irondequoit	11,964	6,981	3,448	795	405	4	331
Mendon	2,717	1,321	934	284	112	0	66
Ogden	3,631	1,688	1,294	477	111	1	60
Parma	3,665	1,673	1,284	400	141	3	164
Penfield	8,460	4,424	2,843	741	292	0	160
Perinton	11,424	5,850	4,069	989	355	3	158
Pittsford	7,248	3,737	2,681	477	263	3	87
Riga	1,444	658	538	167	42	0	39
Rush	1,239	634	438	98	30	0	39
Sweden	2,089	1,110	628	200	84	1	66
Webster	9,601	4,928	3,285	863	330	1	194
Wheatland	1,213	597	400	111	55	1	49
TOWNS	114,712	60,607	37,717	9,979	3,745	32	2,632
GRAND TOTAL:	137,514	77,174	41,245	10,919	4,365	46	3,765

DISTRICT ATTORNEY  
DETAIL

LEGISLATIVE DISTRICT OR TOWN	ELECTION DISTRICT	TOTAL VOTES	SANDRA J. DOORLEY	BILL TAYLOR	BILL TAYLOR	BILL TAYLOR	SCATTER	BLANK AND VOID
			DEM	REP	CON	IND		
Leg. Dist. 07								
	1	230	125	68	16	18	0	3
	2	164	89	43	11	14	0	7
Leg. Dist. 07		394	214	111	27	32	0	10
Leg. Dist. 16								
	1	6	5	0	0	0	0	1
Leg. Dist. 16		6	5	0	0	0	0	1
Leg. Dist. 21								
	1	171	119	31	8	2	0	11
	2	111	78	18	5	7	0	3
	3	104	75	13	8	2	0	6
	4	68	52	11	1	1	0	3
	5/16	156	117	18	9	4	0	8
	6	128	83	25	3	6	0	11
	7	206	148	33	15	5	0	5
	8/28	67	50	11	4	2	0	0
	9	140	93	32	5	4	0	6
	10	248	178	49	9	5	0	7
	11	60	45	11	2	1	0	1
	12	165	119	24	7	7	0	8
	13	79	66	6	2	3	0	2
	14	54	35	8	8	2	0	1
	15	121	91	16	5	3	0	6
	17	111	83	17	3	2	0	6
	18/26/31	108	90	9	3	2	0	4
	19	29	22	4	1	1	0	1
	20	72	52	12	2	4	0	2
	21	88	69	11	2	1	0	5
	22	72	53	9	3	3	0	4
	23/32	83	60	12	3	5	0	3
	24	176	135	30	6	1	0	4
	25	101	86	3	3	5	0	4
	27	45	37	5	1	2	0	0
	29	33	24	3	0	2	0	4
	30	2	1	1	0	0	0	0
Leg. Dist. 21		2,798	2,061	422	118	82	0	115
Leg. Dist. 22								
	1	91	76	10	2	0	0	3
	2	23	19	2	0	0	0	2
	3	47	35	3	0	0	0	9
	4	30	25	1	1	1	0	2
	5	58	46	4	1	2	0	5
	6	54	43	3	0	0	0	8
	7	32	25	1	0	1	0	5
	8	68	55	5	3	2	0	3
	9	44	34	3	0	1	0	6

DISTRICT ATTORNEY  
DETAIL

LEGISLATIVE DISTRICT OR TOWN	ELECTION DISTRICT	TOTAL VOTES	SANDRA J. DOORLEY	BILL TAYLOR	BILL TAYLOR	BILL TAYLOR	SCATTER	BLANK AND VOID
			DEM	REP	CON	IND		
Leg. Dist. 22								
	10	57	48	4	0	0	0	5
	11	70	56	4	2	1	0	7
	12	45	37	4	0	0	0	4
	13	21	14	2	1	0	0	4
	14	70	49	6	2	0	0	13
	15	81	69	4	1	0	0	7
	16	25	24	0	0	0	0	1
	17	31	23	3	2	0	0	3
	18	41	30	4	1	1	0	5
	19	43	34	1	3	1	0	4
	20	76	61	5	0	2	0	8
	21	53	41	2	2	0	0	8
	22	54	47	3	2	0	0	2
	23	45	36	3	1	0	0	5
	24	29	21	4	1	2	0	1
	25	174	124	28	5	10	0	7
	26	60	48	8	1	1	0	2
	27	65	54	6	0	2	0	3
Leg. Dist. 22		1,487	1,174	123	31	27	0	132
Leg. Dist. 23								
	1	68	45	18	2	2	0	1
	2	135	108	16	5	2	0	4
	3	94	69	15	4	5	0	1
	4	236	169	38	14	9	1	5
	5	93	72	15	0	1	1	4
	6	85	66	12	3	2	0	2
	7	112	86	15	4	3	0	4
	8	117	82	22	6	5	0	2
	9	107	71	25	2	3	0	6
	10	103	68	19	5	7	0	4
	11	152	117	23	5	3	0	4
	12	232	167	44	11	5	0	5
	13	150	96	35	9	6	0	4
	14	91	72	15	4	0	0	0
	15	79	51	14	7	5	0	2
	16	214	144	34	18	8	0	10
	17	199	154	23	9	10	0	3
	18	196	132	45	9	4	0	6
	19	156	101	42	8	4	0	1
	20	200	160	23	6	7	0	4
	21	193	134	36	9	7	1	6
	22	144	104	27	7	4	0	2
	23	78	59	9	2	5	0	3
	24	156	103	38	4	5	0	6
	25	268	215	36	7	10	0	0



DISTRICT ATTORNEY  
DETAIL

LEGISLATIVE DISTRICT OR TOWN	ELECTION DISTRICT	TOTAL VOTES	SANDRA J. DOORLEY	BILL TAYLOR	BILL TAYLOR	BILL TAYLOR	SCATTER	BLANK AND VOID
			DEM	REP	CON	IND		
Leg. Dist. 23								
	26	291	216	49	6	15	0	5
	27	129	84	31	8	5	0	1
		<u>4,078</u>	<u>2,945</u>	<u>719</u>	<u>174</u>	<u>142</u>	<u>3</u>	<u>95</u>
Leg. Dist. 24								
	1	227	190	21	5	4	0	7
	2	186	150	24	2	6	0	4
	3	186	151	19	5	7	0	4
	4	159	120	22	4	5	0	8
	5	165	122	34	5	2	0	2
	6	115	82	19	5	4	0	5
	7	110	70	29	6	3	0	2
	8	139	101	25	5	6	0	2
	9	107	67	30	3	4	0	3
	10	169	133	17	5	9	1	4
	11	45	27	15	2	0	0	1
	12	36	25	5	1	0	0	5
	13	156	132	13	4	4	0	3
	14	177	133	20	6	8	0	10
	15	207	132	33	13	6	0	23
	16	125	88	20	5	5	1	6
	17	89	45	29	3	4	0	8
	18	109	87	13	3	4	0	2
	19	13	12	0	0	0	0	1
		<u>2,520</u>	<u>1,867</u>	<u>388</u>	<u>82</u>	<u>81</u>	<u>2</u>	<u>100</u>
Leg. Dist. 25								
	1	153	112	20	8	5	0	8
	2	104	85	9	0	2	1	7
	3	160	116	12	4	4	0	24
	4/12	192	145	33	4	5	0	5
	5	90	77	6	3	1	0	3
	6	131	95	16	4	5	1	10
	7	101	78	3	0	2	0	18
	8	121	103	2	1	5	0	10
	9	76	68	3	2	0	0	3
	10	137	111	8	2	1	0	15
	11	81	62	9	0	2	0	8
	13	89	74	4	2	0	0	9
	14/24	186	126	39	7	8	0	6
	15	79	60	3	3	2	0	11
	16	84	71	5	0	0	0	8
	17	38	30	1	0	0	0	7
	18	95	77	10	2	2	0	4
	19	8	6	1	1	0	0	0
	20	12	6	2	3	1	0	0
	21	35	30	2	0	0	0	3

DISTRICT ATTORNEY  
DETAIL

LEGISLATIVE DISTRICT OR TOWN	ELECTION DISTRICT	TOTAL VOTES	SANDRA J. DOORLEY	BILL TAYLOR	BILL TAYLOR	BILL TAYLOR	SCATTER	BLANK AND VOID
			DEM	REP	CON	IND		
Leg. Dist. 25								
	22	104	86	9	3	1	0	5
	23	11	10	0	0	1	0	0
	25	182	112	22	15	3	0	30
Leg. Dist. 25		2,269	1,740	219	64	50	2	194
Leg. Dist. 26								
	1	255	152	74	18	6	0	5
	2	88	52	21	10	2	0	3
	3	63	32	23	5	1	0	2
	4	150	89	47	13	1	0	0
	5	100	64	18	10	2	0	6
	7	100	60	28	8	3	0	1
	8	93	61	19	3	6	0	4
	9	141	94	30	10	6	0	1
	10	112	77	23	5	6	0	1
	11	130	93	25	6	4	0	2
	12	130	77	32	12	6	0	3
	13	149	91	30	23	3	0	2
	14	158	89	40	15	11	0	3
	15	116	84	24	4	0	0	4
	16	155	83	51	13	6	1	1
	17	148	82	45	13	3	0	5
	18/19	90	65	13	7	2	0	3
Leg. Dist. 26		2,178	1,345	543	175	68	1	46
Leg. Dist. 27								
	1	135	107	6	10	1	0	11
	2	148	118	14	9	1	0	6
	3	124	90	14	5	1	0	14
	4	167	129	15	8	2	0	13
	5	159	131	12	4	1	0	11
	6	138	106	15	6	1	0	10
	7	142	113	18	2	1	0	8
	8	116	96	10	0	2	0	8
	9	184	157	14	0	3	0	10
	10	150	116	17	8	3	1	5
	11	139	100	25	4	2	0	8
	12	121	99	8	4	4	0	6
	13	128	116	5	0	0	0	7
	14	116	95	8	4	0	0	9
	15	124	99	8	2	3	0	12
	16	151	126	6	7	2	0	10
	17	58	46	8	0	0	0	4
	18	112	71	24	8	3	0	6
	19	143	121	8	3	0	0	11
	20	87	66	9	0	0	1	11
	21	75	67	2	2	0	0	4

DISTRICT ATTORNEY  
DETAIL

LEGISLATIVE DISTRICT OR TOWN	ELECTION DISTRICT	TOTAL VOTES	SANDRA J. DOORLEY	BILL TAYLOR	BILL TAYLOR	BILL TAYLOR	SCATTER	BLANK AND VOID
			DEM	REP	CON	IND		
Leg. Dist. 27								
	22	176	124	21	8	1	1	21
	23	80	68	5	0	0	0	7
	27	115	87	15	5	4	0	4
	28	88	53	19	9	2	0	5
	31	63	35	20	3	1	0	4
Leg. Dist. 27		3,239	2,536	326	111	38	3	225
Leg. Dist. 28								
	1	77	52	15	9	1	0	0
	2	45	25	9	3	2	0	6
	3	50	41	6	1	0	0	2
	4	127	96	18	1	4	0	8
	5	87	50	29	3	2	0	3
	6	165	113	29	3	10	0	10
	7/17	140	87	37	4	4	0	8
	8	95	62	14	2	3	0	14
	9	108	79	19	6	2	0	2
	10/21	57	42	7	4	2	0	2
	11	96	67	16	6	2	0	5
	12	54	38	10	1	0	0	5
	13/25	66	44	13	3	2	0	4
	14	79	61	10	5	2	0	1
	15	34	17	10	1	0	0	6
	16	90	67	14	4	2	0	3
	18/19	73	54	14	1	1	0	3
	20	130	85	22	10	6	0	7
	22	36	23	6	1	0	0	6
	23/24	137	98	19	10	5	0	5
Leg. Dist. 28		1,746	1,201	317	78	50	0	100
Leg. Dist. 29								
	1/2	39	28	6	3	0	0	2
	3	77	61	11	1	2	0	2
	4	89	55	19	6	3	2	4
	5/7	87	62	18	1	2	0	4
	6	40	27	8	3	0	0	2
	8	81	52	21	2	1	0	5
	9	89	62	20	1	1	0	5
	10	91	63	14	7	3	0	4
	11	69	54	10	1	0	0	4
	12	71	57	10	2	1	0	1
	13	57	43	8	0	0	0	6
	14	97	62	21	7	2	0	5
	15	67	56	6	2	0	0	3
	16	24	19	3	2	0	0	0
	17	177	116	40	10	6	0	5
	18/27	136	92	31	6	4	0	3

DISTRICT ATTORNEY  
DETAIL

LEGISLATIVE DISTRICT OR TOWN	ELECTION DISTRICT	TOTAL VOTES	SANDRA J. DOORLEY	BILL TAYLOR	BILL TAYLOR	BILL TAYLOR	SCATTER	BLANK AND VOID
			DEM	REP	CON	IND		
Leg. Dist. 29								
	19	66	53	5	3	5	0	0
	20	105	76	18	2	0	0	9
	21	130	92	21	6	7	0	4
	22	86	65	9	1	3	0	8
	23	95	72	7	1	0	1	14
	24	112	77	17	7	3	0	8
	25	155	102	31	6	7	0	9
	26	47	33	6	0	0	0	8
Leg. Dist. 29		2,087	1,479	360	80	50	3	115
CITY		22,802	16,567	3,528	940	620	14	1,133
Brighton								
	1	262	189	49	9	11	0	4
	2	153	91	46	11	3	0	2
	3	187	107	54	13	6	0	7
	4	232	179	37	5	7	0	4
	5	216	158	35	8	11	0	4
	6	298	200	73	13	5	0	7
	7	158	114	29	11	4	0	0
	8	234	142	73	7	9	0	3
	9	230	149	49	17	6	0	9
	10	250	169	58	10	7	0	6
	11	236	159	55	9	7	0	6
	12	303	209	63	13	13	0	5
	13	191	113	55	10	9	0	4
	14	100	75	21	1	3	0	0
	15	182	128	35	11	5	0	3
	16	152	64	75	7	3	0	3
	17	87	67	12	1	1	0	6
	18	188	147	31	2	5	0	3
	19	233	161	49	12	10	0	1
	20	119	80	24	10	4	0	1
	21	193	134	44	8	4	0	3
	22	219	153	48	8	5	0	5
	23	193	144	32	6	7	0	4
	24	289	152	102	18	9	0	8
	25	182	134	38	6	2	0	2
	26	169	107	45	9	6	1	1
	27	178	137	26	6	6	0	3
	28	215	138	60	6	5	0	6
	29	178	100	57	8	11	0	2
	30	366	208	118	12	10	0	18
	31	206	140	45	4	14	0	3
	32	252	185	47	9	7	1	3
	33	243	167	55	13	7	0	1
	34	193	113	51	17	7	0	5

DISTRICT ATTORNEY  
DETAIL

LEGISLATIVE DISTRICT OR TOWN	ELECTION DISTRICT	TOTAL VOTES	SANDRA J. DOORLEY	BILL TAYLOR	BILL TAYLOR	BILL TAYLOR	SCATTER	BLANK AND VOID
			DEM	REP	CON	IND		
Brighton								
	35	180	128	39	8	4	0	1
	36	76	48	19	3	3	0	3
	37	202	138	42	10	8	0	4
	38	213	143	50	12	6	0	2
	39	183	110	46	12	9	1	5
	40	310	219	70	5	13	0	3
	41	170	119	36	8	5	0	2
	42	85	56	21	6	2	0	0
	43	181	117	51	10	2	0	1
	44	49	35	11	1	1	0	1
	45	103	63	30	5	4	0	1
	46	124	86	31	4	2	0	1
Brighton		8,963	5,975	2,137	394	288	3	166
Chili								
	1	175	84	67	14	7	0	3
	2	292	132	110	28	12	0	10
	3	237	138	70	24	2	0	3
	4	133	66	42	16	5	0	4
	5	203	108	62	19	6	0	8
	6	221	115	71	17	11	0	7
	7	89	51	27	7	3	0	1
	8	200	94	64	31	7	0	4
	9	192	105	61	14	7	0	5
	10	134	53	49	21	9	0	2
	11	172	84	61	19	4	0	4
	12	190	92	69	19	4	0	6
	13	296	161	93	28	6	2	6
	14	224	97	68	50	5	0	4
	15	181	96	57	20	5	0	3
	16	388	173	159	34	8	0	14
	17	484	241	172	49	10	0	12
	18	199	96	63	23	7	0	10
	19	220	126	64	13	9	0	8
	20	278	146	85	28	13	0	6
	21	172	82	67	14	5	0	4
	22	135	78	41	9	3	0	4
	23	164	79	62	16	3	0	4
	24	260	139	87	20	12	0	2
	25	123	86	25	10	1	0	1
	26	232	107	69	31	11	0	14
	27	177	106	39	21	8	0	3
	28	148	92	38	14	2	0	2
	29	165	90	48	18	7	0	2
	30	73	35	23	11	2	0	2
	31	7	5	1	1	0	0	0

DISTRICT ATTORNEY  
DETAIL

LEGISLATIVE DISTRICT OR TOWN	ELECTION DISTRICT	TOTAL VOTES	SANDRA J. DOORLEY	BILL TAYLOR	BILL TAYLOR	BILL TAYLOR	SCATTER	BLANK AND VOID
			DEM	REP	CON	IND		
Chili	32	179	77	70	24	1	0	7
	33	207	126	60	16	2	0	3
Chili		6,550	3,360	2,144	679	197	2	168
Clarkson	1	215	96	80	29	9	0	1
	2	163	83	54	16	4	0	6
	3	213	112	66	25	7	0	3
	4	254	125	89	21	9	0	10
	5	144	75	45	14	4	0	6
	6	141	68	43	21	6	0	3
Clarkson		1,130	559	377	126	39	0	29
East Rochester	1	265	153	69	11	12	0	20
	2	247	105	91	18	7	0	26
	3	257	114	95	14	10	0	24
	4	223	102	75	9	14	0	23
	5	179	96	47	11	11	0	14
	6	249	124	79	12	10	0	24
	7	211	97	73	18	7	0	16
East Rochester		1,631	791	529	93	71	0	147
Gates	1	107	56	33	11	5	0	2
	2	152	73	60	3	5	0	11
	3	122	60	42	7	4	0	9
	4	182	83	73	19	3	0	4
	5	281	152	97	17	9	0	6
	6	164	72	65	11	9	0	7
	7	316	159	113	20	15	0	9
	8	153	76	63	7	5	0	2
	9	202	98	74	14	4	0	12
	10	117	58	43	12	2	0	2
	11	125	75	37	9	3	0	1
	12	116	58	37	12	5	0	4
	13	153	73	50	21	5	0	4
	14	146	58	66	9	3	0	10
	15	245	135	86	15	4	0	5
	16	116	73	27	9	4	0	3
	17	135	66	50	11	6	0	2
	18	185	74	85	19	2	0	5
	19	159	82	51	17	2	0	7
	20	147	69	55	14	4	0	5
	21	176	89	64	11	4	0	8
	22	159	64	61	27	6	0	1
	23	168	98	51	10	3	0	6
	24	153	65	62	14	10	0	2

DISTRICT ATTORNEY  
DETAIL

LEGISLATIVE DISTRICT OR TOWN	ELECTION DISTRICT	TOTAL VOTES	SANDRA J. DOORLEY	BILL TAYLOR	BILL TAYLOR	BILL TAYLOR	SCATTER	BLANK AND VOID
			DEM	REP	CON	IND		
Gates								
	25	124	67	43	6	3	0	5
	26	191	95	64	20	7	0	5
	27	183	90	66	12	4	1	10
	28	124	61	50	6	3	0	4
	29	151	89	40	14	4	0	4
	30	89	44	35	8	1	0	1
	31	137	60	63	10	1	0	3
	32	179	85	67	20	3	0	4
	33	78	46	27	2	1	0	2
	34	124	70	41	10	0	0	3
	35	119	50	48	10	4	0	7
Gates		5,478	2,723	1,989	437	153	1	175
Greece								
	1	167	70	66	22	6	0	3
	2	209	96	75	31	5	0	2
	3	150	71	57	16	3	0	3
	4	137	67	48	19	2	0	1
	5	142	80	41	13	4	0	4
	6	119	52	37	22	5	0	3
	7	165	89	52	15	7	0	2
	8	154	81	37	20	6	0	10
	9	126	62	42	16	4	0	2
	10	137	78	39	11	4	0	5
	11	63	35	16	3	4	0	5
	12	98	59	23	12	1	0	3
	13	148	79	47	16	4	0	2
	14	133	77	37	10	6	0	3
	15	166	95	49	16	2	1	3
	16	126	58	49	12	6	0	1
	17	204	100	71	21	10	0	2
	18	181	97	62	17	4	0	1
	19	169	89	49	12	13	0	6
	20	132	68	36	19	5	0	4
	21	132	70	41	14	3	0	4
	22	115	65	31	11	7	0	1
	23	303	152	107	24	8	0	12
	24	207	104	71	23	6	0	3
	25	155	89	37	14	7	0	8
	26	134	70	43	14	5	0	2
	27	166	77	57	20	7	0	5
	28	179	76	75	19	8	0	1
	29	182	90	60	24	6	0	2
	30	103	61	30	6	3	0	3
	31	138	86	34	12	6	0	0
	32	150	82	39	13	11	0	5

DISTRICT ATTORNEY  
DETAIL

LEGISLATIVE DISTRICT OR TOWN	ELECTION DISTRICT	TOTAL VOTES	SANDRA J. DOORLEY	BILL TAYLOR	BILL TAYLOR	BILL TAYLOR	SCATTER	BLANK AND VOID
			DEM	REP	CON	IND		
Greece								
	33	166	86	54	18	3	0	5
	34	193	105	58	22	6	0	2
	35	200	93	70	25	6	1	5
	36	206	115	73	9	6	0	3
	37	151	70	51	20	6	0	4
	38	224	118	77	18	7	0	4
	39	109	51	43	15	0	0	0
	40	140	83	45	6	4	0	2
	41	190	93	75	16	4	0	2
	42	143	91	36	12	2	0	2
	43	136	57	46	22	9	0	2
	44	228	119	80	24	4	0	1
	45	209	97	79	21	8	0	4
	46	101	57	31	9	3	1	0
	47	187	103	50	30	3	0	1
	48	131	55	56	16	2	0	2
	49	141	77	47	12	4	0	1
	50	196	97	67	21	7	0	4
	51	107	58	33	11	1	0	4
	52	193	105	58	23	6	0	1
	53	126	70	37	12	4	0	3
	54	191	108	59	21	1	0	2
	55	167	80	56	19	4	0	8
	56	233	112	86	27	6	0	2
	57	165	88	60	10	5	0	2
	58	221	126	65	24	4	1	1
	59	101	58	29	6	5	0	3
	60	118	65	41	8	1	0	3
	61	182	98	58	21	1	0	4
	62	196	116	54	20	2	0	4
	63	183	106	41	27	7	0	2
	64	132	66	53	8	2	0	3
	65	168	72	68	11	6	0	11
	66	80	37	26	13	1	0	3
	67	156	74	61	12	7	0	2
	68	227	92	83	37	11	0	4
	69	140	77	48	13	2	0	0
	70	345	168	132	32	9	1	3
	71	194	89	78	25	1	0	1
	72	219	103	78	25	4	0	9
	73	84	41	30	10	3	0	0
	74	125	75	37	9	2	2	0
	75	106	54	40	7	5	0	0
	76	117	61	41	12	0	0	3
	77	215	114	77	11	5	0	8
	78	105	59	36	8	0	0	2



DISTRICT ATTORNEY  
DETAIL

LEGISLATIVE DISTRICT OR TOWN	ELECTION DISTRICT	TOTAL VOTES	SANDRA J. DOORLEY	BILL TAYLOR	BILL TAYLOR	BILL TAYLOR	SCATTER	BLANK AND VOID
			DEM	REP	CON	IND		
Greece								
	79	249	118	93	26	6	0	6
	80	246	120	85	29	9	0	3
	81	120	65	46	3	3	0	3
	82	106	61	33	6	4	0	2
	83	91	45	31	7	2	0	6
	84	173	88	62	17	4	0	2
	85	198	89	73	26	7	0	3
	86	264	112	99	30	12	0	11
	87	146	72	56	13	4	0	1
	88	180	90	59	24	5	0	2
	89	153	70	53	18	7	0	5
	90	186	92	64	24	3	0	3
	91	316	160	113	33	5	0	5
	92	201	116	58	19	8	0	0
	93	241	134	75	17	11	0	4
	94	154	79	48	20	3	0	4
	95	88	65	18	4	1	0	0
	96	155	88	46	15	3	0	3
	97	334	143	139	38	6	0	8
	98	246	136	69	30	8	0	3
	99	190	79	79	25	5	0	2
	100	242	109	89	28	13	0	3
	101	175	92	59	15	5	0	4
	102	212	100	87	22	3	0	0
	103	199	93	73	28	4	0	1
	104	240	128	79	24	4	0	5
	105	133	66	50	12	2	0	3
	106	129	53	56	16	3	0	1
	107	105	51	35	10	7	0	2
	108	104	55	37	9	2	0	1
	109	181	96	57	19	8	0	1
Greece		18,294	9,329	6,182	1,902	534	7	340
Hamlin								
	1	140	73	47	11	9	0	0
	2	226	110	92	15	3	0	6
	3/11	168	66	70	14	9	1	8
	4	149	70	54	15	4	0	6
	5	159	64	60	20	5	0	10
	6	129	69	40	13	5	0	2
	7	279	133	102	26	11	0	7
	8	124	58	42	16	4	0	4
	9	129	52	47	17	4	0	9
	10	225	95	90	34	2	0	4
Hamlin		1,728	790	644	181	56	1	56

DISTRICT ATTORNEY  
DETAIL

LEGISLATIVE DISTRICT OR TOWN	ELECTION DISTRICT	TOTAL VOTES	SANDRA J. DOORLEY	BILL TAYLOR	BILL TAYLOR	BILL TAYLOR	SCATTER	BLANK AND VOID
			DEM	REP	CON	IND		
Henrietta	1	224	107	79	27	4	0	7
	2	151	73	54	12	7	0	5
	3	77	41	28	2	3	0	3
	4	190	120	53	5	9	0	3
	5	175	87	53	22	6	0	7
	6	164	87	53	17	4	0	3
	7	165	94	43	17	6	0	5
	8	154	103	38	7	4	0	2
	9	152	88	44	15	3	0	2
	10	143	79	41	15	6	0	2
	11	130	78	35	11	3	0	3
	12	166	87	58	14	5	0	2
	13	181	99	55	17	6	0	4
	14	126	62	42	16	3	0	3
	15	164	95	45	14	6	0	4
	16	113	55	35	15	6	0	2
	17	199	126	45	19	9	0	0
	18	175	98	45	19	8	0	5
	19	133	72	48	10	2	0	1
	20	200	105	71	16	3	0	5
	21	149	86	38	15	7	0	3
	22	253	146	79	21	5	0	2
	23	105	55	30	15	2	0	3
	24	208	118	56	14	11	0	9
	25	192	109	56	20	4	0	3
	26	345	184	107	37	8	0	9
	27	291	158	85	30	11	0	7
	28	220	112	74	23	5	0	6
	29	279	176	70	25	6	1	1
	30	309	179	86	23	7	0	14
	31	90	49	28	9	2	0	2
	32	250	147	81	13	4	0	5
	33	131	69	49	8	3	0	2
	34	68	40	22	3	2	0	1
	35	171	95	47	19	7	0	3
Henrietta		6,243	3,479	1,873	565	187	1	138
Irondequoit	1	177	97	50	13	11	0	6
	2	126	72	43	8	2	0	1
	3	219	122	60	16	11	0	10
	4	195	103	72	12	5	0	3
	5	146	97	34	9	1	0	5
	6	309	189	89	14	12	0	5
	7	314	217	66	16	12	0	3
	8	204	114	65	14	5	0	6

DISTRICT ATTORNEY  
DETAIL

LEGISLATIVE DISTRICT OR TOWN	ELECTION DISTRICT	TOTAL VOTES	SANDRA J. DOORLEY	BILL TAYLOR	BILL TAYLOR	BILL TAYLOR	SCATTER	BLANK AND VOID
			DEM	REP	CON	IND		
Irondequoit	9	181	105	50	13	4	0	9
	10	249	147	73	18	7	1	3
	11	89	48	29	5	3	0	4
	12	125	75	37	5	4	0	4
	13	236	144	60	20	5	0	7
	14	258	157	64	24	8	0	5
	15	291	151	108	16	8	0	8
	16	242	151	61	13	7	0	10
	17	125	70	37	7	6	0	5
	18	190	115	44	18	5	0	8
	19	176	119	40	11	3	0	3
	20	205	112	72	13	5	0	3
	21	164	97	44	14	8	0	1
	22	223	129	58	21	7	0	8
	23	151	105	32	6	2	0	6
	24	176	110	43	15	6	0	2
	25	178	96	48	19	11	0	4
	26	90	53	22	7	5	0	3
	27	138	77	40	11	6	0	4
	28	143	73	42	14	10	0	4
	29	118	76	31	7	3	0	1
	30	192	111	58	8	8	0	7
	31	180	113	47	10	2	0	8
	32	163	98	48	7	6	0	4
	33	157	88	42	12	9	0	6
	34	291	142	120	15	8	0	6
	35	99	57	29	5	7	0	1
	36	72	45	18	3	2	0	4
	37	144	66	57	9	4	0	8
	38	103	62	23	8	3	0	7
	39	75	34	33	5	0	0	3
	40	134	80	36	5	6	0	7
	41	158	99	44	7	5	0	3
	42	231	143	63	11	10	0	4
	43	122	70	35	14	3	0	0
	44	415	233	122	25	19	0	16
	45	156	83	54	7	7	0	5
	46	193	112	64	9	3	0	5
	47	72	44	22	3	1	0	2
	48	185	120	46	15	2	0	2
	49	190	110	51	14	7	2	6
	50	90	59	26	3	1	0	1
	51	282	172	72	20	11	0	7
	52	155	92	48	7	4	0	4
	53	138	86	38	8	3	0	3
	54	45	25	12	4	1	0	3

DISTRICT ATTORNEY  
DETAIL

LEGISLATIVE DISTRICT OR TOWN	ELECTION DISTRICT	TOTAL VOTES	SANDRA J. DOORLEY	BILL TAYLOR	BILL TAYLOR	BILL TAYLOR	SCATTER	BLANK AND VOID
			DEM	REP	CON	IND		
Irondequoit								
	55	166	107	46	6	4	1	2
	56	158	98	49	7	2	0	2
	57	301	169	86	24	15	0	7
	58	182	90	60	22	6	0	4
	59	174	91	63	13	5	0	2
	60	189	101	48	25	9	0	6
	61	214	107	75	18	10	0	4
	62	206	122	56	16	7	0	5
	63	163	104	38	7	6	0	8
	64	108	58	34	7	5	0	4
	65	98	66	19	8	2	0	3
	66	51	31	15	2	1	0	2
	67	150	87	36	12	8	0	7
	68	166	83	62	8	7	0	6
	69	50	31	13	3	1	0	2
	70	61	37	14	4	3	0	3
	71/72	47	34	12	0	0	0	1
Irondequoit		11,964	6,981	3,448	795	405	4	331
Mendon								
	1	377	199	121	34	18	0	5
	2	306	149	98	30	20	0	9
	3	384	172	150	42	8	0	12
	4	274	139	81	26	14	0	14
	5	329	161	107	40	14	0	7
	6	295	145	108	31	8	0	3
	7	350	153	134	42	15	0	6
	8	146	69	55	10	8	0	4
	9	256	134	80	29	7	0	6
Mendon		2,717	1,321	934	284	112	0	66
Ogden								
	1	187	85	67	23	10	0	2
	2	215	108	68	31	6	0	2
	3	255	112	99	31	11	0	2
	4	184	79	70	30	2	0	3
	5	184	102	52	20	8	0	2
	6	182	101	54	21	4	0	2
	7	117	64	33	15	2	0	3
	8	180	79	79	15	2	0	5
	9	159	69	65	20	4	0	1
	10	172	91	55	20	3	0	3
	11	157	57	57	31	8	0	4
	12	186	80	67	29	7	0	3
	13	141	68	45	17	9	0	2
	14	138	64	56	14	4	0	0
	15	216	112	69	23	9	0	3

DISTRICT ATTORNEY  
DETAIL

LEGISLATIVE DISTRICT OR TOWN	ELECTION DISTRICT	TOTAL VOTES	SANDRA J. DOORLEY	BILL TAYLOR	BILL TAYLOR	BILL TAYLOR	SCATTER	BLANK AND VOID
			DEM	REP	CON	IND		
Ogden	16	127	56	47	13	4	0	7
	17	166	76	65	20	3	0	2
	18	207	84	78	36	4	0	5
	19	231	107	90	26	5	1	2
	20	227	94	78	42	6	0	7
Ogden		3,631	1,688	1,294	477	111	1	60
Parma	1	247	112	86	29	10	0	10
	2	291	133	109	29	10	1	9
	3	207	94	76	24	1	0	12
	4	239	104	75	36	12	0	12
	5	200	95	65	19	4	0	17
	6	100	41	35	12	4	0	8
	7	216	102	76	27	4	0	7
	8	400	187	156	35	9	0	13
	9	237	105	89	21	10	0	12
	10	253	119	76	31	11	1	15
	11	226	100	79	30	13	0	4
	12	204	118	65	10	7	0	4
	13	417	180	151	46	21	0	19
	14	166	70	66	19	6	0	5
	15	262	113	80	32	19	1	17
Parma		3,665	1,673	1,284	400	141	3	164
Penfield	1	74	40	17	13	2	0	2
	2	193	98	73	17	4	0	1
	3	180	82	59	25	9	0	5
	4	215	93	81	25	13	0	3
	5	245	150	65	15	10	0	5
	6	167	90	62	13	2	0	0
	7	242	122	73	27	13	0	7
	8	177	105	55	12	3	0	2
	9	294	174	84	20	10	0	6
	10	184	90	64	17	7	0	6
	11	123	58	48	8	6	0	3
	12	241	130	84	18	6	0	3
	13	224	105	83	24	6	0	6
	14	221	115	71	25	5	0	5
	15	250	139	75	22	11	0	3
	16	108	72	28	4	4	0	0
	17	216	120	68	11	12	0	5
	18	169	87	59	14	6	0	3
	19	304	162	110	23	6	0	3
	20	230	120	84	16	5	0	5
	21	225	135	61	16	8	0	5

DISTRICT ATTORNEY  
DETAIL

LEGISLATIVE DISTRICT OR TOWN	ELECTION DISTRICT	TOTAL VOTES	SANDRA J. DOORLEY	BILL TAYLOR	BILL TAYLOR	BILL TAYLOR	SCATTER	BLANK AND VOID
			DEM	REP	CON	IND		
Penfield								
	22	178	104	49	17	6	0	2
	23	276	155	89	21	9	0	2
	24	266	133	90	24	10	0	9
	25	173	78	61	23	7	0	4
	26	125	58	49	9	2	0	7
	27	250	136	77	23	10	0	4
	28	144	88	45	5	6	0	0
	29	218	124	62	18	9	0	5
	30	337	165	117	41	9	0	5
	31	148	73	54	16	2	0	3
	32	119	66	38	6	5	0	4
	33	235	117	78	26	13	0	1
	34	160	74	60	17	3	0	6
	35	224	126	64	20	11	0	3
	36	145	96	38	5	1	0	5
	37	342	156	138	29	13	0	6
	38	138	71	50	10	5	0	2
	39	146	70	52	19	4	0	1
	40	219	103	87	15	9	0	5
	41	193	82	83	20	4	0	4
	42	142	62	58	12	6	0	4
Penfield		8,460	4,424	2,843	741	292	0	160
Perinton								
	1	291	152	105	19	9	0	6
	2	259	130	98	17	12	0	2
	3	209	108	80	14	6	0	1
	4	194	105	63	16	7	0	3
	5	109	53	37	11	7	0	1
	6	206	124	58	15	4	0	5
	7	228	135	66	16	6	0	5
	8	201	107	65	21	7	0	1
	9	288	154	89	29	11	0	5
	10	236	129	80	17	7	0	3
	11	126	77	34	13	2	0	0
	12	218	111	77	20	9	0	1
	13	205	101	79	19	6	0	0
	14	223	118	79	15	7	0	4
	15	161	95	50	6	7	0	3
	16	163	90	55	9	8	0	1
	17	246	143	79	14	7	0	3
	18	231	112	88	20	8	0	3
	19	201	111	66	16	3	0	5
	20	201	98	80	15	6	0	2
	21	273	146	82	29	7	1	8
	22	152	74	54	16	6	0	2

DISTRICT ATTORNEY  
DETAIL

LEGISLATIVE DISTRICT OR TOWN	ELECTION DISTRICT	TOTAL VOTES	SANDRA J. DOORLEY	BILL TAYLOR	BILL TAYLOR	BILL TAYLOR	SCATTER	BLANK AND VOID
			DEM	REP	CON	IND		
Perinton								
	23	311	153	114	29	11	0	4
	24	343	150	158	25	4	0	6
	25	168	98	52	7	6	0	5
	26	242	131	77	22	8	0	4
	27	167	71	74	15	2	0	5
	28	184	87	69	20	6	0	2
	29	120	68	37	6	4	1	4
	30	185	106	55	17	5	0	2
	31	265	129	109	17	6	1	3
	32	164	68	63	23	6	0	4
	33	217	113	81	11	8	0	4
	34	232	115	87	22	6	0	2
	35	172	92	49	18	11	0	2
	36	88	50	28	5	2	0	3
	37	194	96	67	17	8	0	6
	38	239	121	90	17	8	0	3
	39	215	103	82	25	3	0	2
	40	147	70	56	10	8	0	3
	41	141	82	41	10	7	0	1
	42	179	86	71	12	6	0	4
	43	350	182	131	27	6	0	4
	44	207	102	75	18	10	0	2
	45	281	131	110	27	7	0	6
	46	102	63	23	14	2	0	0
	47	177	89	54	21	13	0	0
	48	142	73	41	20	7	0	1
	49	194	103	65	20	2	0	4
	50	53	36	14	3	0	0	0
	51	236	88	108	36	2	0	2
	52	168	69	78	16	5	0	0
	53	194	107	63	17	6	0	1
	54	296	146	109	32	7	0	2
	55	232	115	92	18	6	0	1
	56	198	84	82	25	5	0	2
Perinton		11,424	5,850	4,069	989	355	3	158
Pittsford								
	1	193	96	74	14	6	0	3
	2	205	106	71	13	12	0	3
	3	383	186	170	12	10	0	5
	4	212	115	75	10	10	0	2
	5	153	75	62	11	3	0	2
	6	169	106	49	4	3	1	6
	7	105	51	38	9	6	0	1
	8	250	111	106	23	7	0	3
	9	275	127	113	18	15	0	2

DISTRICT ATTORNEY  
DETAIL

LEGISLATIVE DISTRICT OR TOWN	ELECTION DISTRICT	TOTAL VOTES	SANDRA J. DOORLEY	BILL TAYLOR	BILL TAYLOR	BILL TAYLOR	SCATTER	BLANK AND VOID
			DEM	REP	CON	IND		
Pittsford								
	10	201	99	83	10	7	0	2
	11	170	90	63	11	4	0	2
	12	186	107	62	9	5	0	3
	13	163	88	53	13	7	0	2
	14	287	141	104	30	10	1	1
	15	129	70	45	11	2	0	1
	16	159	91	49	10	7	0	2
	17	273	173	72	15	11	0	2
	18	189	100	75	6	6	0	2
	19	164	79	60	17	7	0	1
	20	233	134	77	17	3	0	2
	21	214	119	64	19	10	0	2
	22	275	164	92	13	4	0	2
	23	201	90	81	16	12	0	2
	24	275	134	111	18	7	0	5
	25	318	151	137	15	11	0	4
	26	224	115	70	22	15	0	2
	27	170	92	61	11	5	0	1
	28	197	110	68	9	7	0	3
	29	227	102	91	18	12	0	4
	30	186	105	62	12	3	0	4
	31	210	99	77	18	14	0	2
	32	230	121	91	9	6	0	3
	33	236	101	101	20	10	0	4
	34	186	89	74	14	6	1	2
Pittsford		7,248	3,737	2,681	477	263	3	87
Riga								
	1	329	146	124	36	14	0	9
	2	240	93	110	29	3	0	5
	3	204	110	64	19	5	0	6
	4	243	124	84	21	7	0	7
	5	223	100	81	28	6	0	8
	6	205	85	75	34	7	0	4
Riga		1,444	658	538	167	42	0	39
Rush								
	1	338	159	134	24	9	0	12
	2	231	113	90	18	5	0	5
	3	357	205	111	24	6	0	11
	4	313	157	103	32	10	0	11
Rush		1,239	634	438	98	30	0	39
Sweden								
	1	244	156	60	13	5	0	10
	2	96	49	24	5	9	0	9
	3	246	122	82	22	15	0	5
	4	239	131	70	27	6	1	4



DISTRICT ATTORNEY  
DETAIL

LEGISLATIVE DISTRICT OR TOWN	ELECTION DISTRICT	TOTAL VOTES	SANDRA J. DOORLEY	BILL TAYLOR	BILL TAYLOR	BILL TAYLOR	SCATTER	BLANK AND VOID
			DEM	REP	CON	IND		
Sweden								
	5	71	41	24	4	1	0	1
	6	196	98	64	20	6	0	8
	7	231	135	58	22	11	0	5
	8	146	71	51	15	7	0	2
	9	119	52	37	18	4	0	8
	10	273	134	92	28	11	0	8
	11	62	35	14	6	3	0	4
	12	166	86	52	20	6	0	2
Sweden		2,089	1,110	628	200	84	1	66
Webster								
	1	263	148	87	20	6	0	2
	2	191	80	74	20	11	0	6
	3	248	132	82	22	8	0	4
	4	103	51	39	8	4	0	1
	5	220	122	75	13	5	0	5
	6	179	96	67	8	5	0	3
	7	247	130	85	19	8	0	5
	8	211	100	76	20	11	0	4
	9	211	103	79	23	5	0	1
	10	376	167	144	36	18	0	11
	11	188	74	74	23	12	0	5
	12	328	164	120	31	6	0	7
	13	220	113	83	16	4	0	4
	14	210	119	66	17	1	0	7
	15	174	96	54	8	8	0	8
	16	210	115	62	18	11	0	4
	17	199	112	53	25	6	0	3
	18	176	99	59	9	3	0	6
	19	342	165	125	26	19	0	7
	20	252	125	77	30	15	0	5
	21	230	129	64	23	8	0	6
	22	221	104	75	30	6	0	6
	23	215	121	70	16	5	0	3
	24	437	223	134	46	21	0	13
	25	127	82	27	9	5	0	4
	26	180	76	76	23	2	0	3
	27	176	85	58	22	8	0	3
	28	164	82	55	18	7	0	2
	29	154	96	42	9	2	0	5
	30	132	76	45	3	5	0	3
	31	271	114	108	28	10	0	11
	32	255	130	71	42	8	0	4
	33	253	128	88	24	7	0	6
	34	104	58	37	5	4	0	0
	35	156	66	56	27	6	0	1

DISTRICT ATTORNEY  
DETAIL

LEGISLATIVE DISTRICT OR TOWN	ELECTION DISTRICT	TOTAL VOTES	SANDRA J. DOORLEY	BILL TAYLOR	BILL TAYLOR	BILL TAYLOR	SCATTER	BLANK AND VOID
			DEM	REP	CON	IND		
Webster								
	36	190	94	72	15	6	0	3
	37	351	184	124	25	10	0	8
	38	252	143	81	19	8	0	1
	39	268	141	99	12	9	0	7
	40	311	153	127	26	5	0	0
	41	260	120	105	20	12	1	2
	42	201	127	49	17	7	0	1
	43	145	85	41	12	3	0	4
Webster		9,601	4,928	3,285	863	330	1	194
Wheatland								
	1	239	110	81	28	11	0	9
	2	284	132	89	29	12	0	22
	3	247	146	68	13	12	1	7
	4	184	90	66	17	7	0	4
	5	259	119	96	24	13	0	7
Wheatland		1,213	597	400	111	55	1	49
TOWNS		114,712	60,607	37,717	9,979	3,745	32	2,632
GRAND TOTAL:		137,514	77,174	41,245	10,919	4,365	46	3,765

COUNTY LEGISLATOR  
1ST DISTRICT

LEGISLATIVE DISTRICT OR TOWN	ELECTION DISTRICT	TOTAL VOTES	NICHOLAS R. COFFEE DEM	DICK YOLEVICH REP	DICK YOLEVICH CON	NICHOLAS R. COFFEE WOR	DICK YOLEVICH IND	SCATTER	BLANK AND VOID
Greece									
	1	167	51	66	24	8	10	0	8
	2	209	56	78	33	11	13	0	18
	16	126	30	63	11	9	5	0	8
	34	193	59	76	24	7	12	0	15
	38	224	83	92	17	10	8	0	14
	43	136	33	56	29	3	9	0	6
	44	228	80	98	24	8	8	0	10
	54	191	69	73	25	6	8	0	10
	74	125	57	48	10	6	4	0	0
	76	117	33	60	11	4	2	1	6
	84	173	56	81	20	4	4	0	8
	89	153	43	61	22	7	6	0	14
	99	190	50	83	30	9	7	0	11
	103	199	65	90	28	5	5	0	6
Greece		2,431	765	1,025	308	97	101	1	134
Parma									
	2	291	86	122	33	18	18	1	13
	3	207	56	98	26	12	7	0	8
	4	239	59	103	40	8	12	0	17
	5	200	57	94	20	9	5	0	15
	6	100	19	45	19	6	2	0	9
	7	216	52	102	32	10	7	0	13
	8	400	104	207	47	14	13	0	15
	9	237	65	106	28	13	8	0	17
	10	253	52	111	40	12	17	1	20
	11	226	74	88	36	10	9	0	9
	12	204	71	84	18	14	11	0	6
	13	417	117	179	44	28	20	0	29
	14	166	41	75	21	10	8	0	11
	15	262	70	103	35	16	18	1	19
Parma		3,418	923	1,517	439	180	155	3	201
GRAND TOTAL:		5,849	1,688	2,542	747	277	256	4	335

COUNTY LEGISLATOR  
2ND DISTRICT

LEGISLATIVE DISTRICT OR TOWN	ELECTION DISTRICT	TOTAL VOTES	DAVID M. NEWMAN	MIKE ROCKOW	MIKE ROCKOW	MIKE ROCKOW	SCATTER	BLANK AND VOID
			DEM	REP	CON	IND		
Clarkson								
	1	215	55	104	36	17	1	2
	2	163	49	76	19	10	0	9
	3	213	75	87	29	10	0	12
	4	254	57	134	27	15	1	20
	5	144	31	74	24	7	0	8
	6	141	36	66	28	6	0	5
Clarkson		1,130	303	541	163	65	2	56
Hamlin								
	1	140	39	67	15	15	0	4
	2	226	41	137	23	15	0	10
	3/11	168	35	97	14	11	1	10
	4	149	34	85	13	9	0	8
	5	159	28	86	25	8	0	12
	6	129	27	70	21	10	0	1
	7	279	68	147	36	15	0	13
	8	124	32	66	20	4	0	2
	9	129	24	72	18	10	0	5
	10	225	34	149	32	4	0	6
Hamlin		1,728	362	976	217	101	1	71
Sweden								
	2	96	48	27	7	7	0	7
	5	71	28	30	6	3	0	4
	6	196	71	74	25	13	0	13
	7	231	73	99	31	15	0	13
	9	119	34	48	21	6	0	10
	10	273	73	125	46	12	0	17
	11	62	20	21	9	6	0	6
Sweden		1,048	347	424	145	62	0	70
GRAND TOTAL:		3,906	1,012	1,941	525	228	3	197

COUNTY LEGISLATOR  
3RD DISTRICT

LEGISLATIVE DISTRICT OR TOWN	ELECTION DISTRICT	TOTAL VOTES	MARY VALERIO REP	MARY VALERIO CON	MARY VALERIO IND	SCATTER	BLANK AND VOID
Chili							
	1	175	100	27	10	0	38
	4	133	55	22	19	0	37
	5	203	104	22	28	0	49
	6	221	113	30	30	0	48
	7	89	43	10	8	0	28
	8	200	105	37	16	0	42
	9	192	106	16	32	1	37
	10	134	66	27	17	0	24
	11	172	86	29	23	0	34
	12	190	99	21	23	0	47
	13	296	168	40	29	2	57
	14	224	113	55	25	2	29
	15	181	101	24	17	0	39
	16	388	222	44	31	0	91
	17	484	261	73	35	0	115
	18	199	87	27	25	2	58
	19	220	102	22	32	0	64
	20	278	131	40	36	0	71
	21	172	101	17	13	0	41
	22	135	60	12	15	0	48
	23	164	89	26	12	0	37
	25	123	51	17	17	0	38
	26	232	110	46	24	2	50
	27	177	73	41	25	0	38
	28	148	66	16	14	0	52
	29	165	75	19	25	0	46
	30	73	39	15	10	0	9
	31	7	3	1	0	0	3
	32	179	97	25	14	1	42
	33	207	102	24	18	1	62
GRAND TOTAL:		<u>5,761</u>	<u>2,928</u>	<u>825</u>	<u>623</u>	<u>11</u>	<u>1,374</u>

COUNTY LEGISLATOR  
4TH DISTRICT

LEGISLATIVE DISTRICT OR TOWN	ELECTION DISTRICT	TOTAL VOTES	SANDRA I. OLIVER DEM	STEVE TUCCIARELLO REP	STEVE TUCCIARELLO CON	SANDRA I. OLIVER WOR	STEVE TUCCIARELLO IND	SCATTER	BLANK AND VOID
Gates									
	3	122	32	56	12	7	6	0	9
	4	182	51	98	17	1	7	0	8
	5	281	79	155	19	6	15	0	7
	7	316	79	163	26	10	23	0	15
	8	153	38	89	14	2	7	0	3
	9	202	72	75	13	10	8	0	24
	10	117	38	58	13	0	3	0	5
	14	146	39	78	8	3	3	0	15
	15	245	82	117	20	4	10	0	12
	18	185	41	102	23	5	4	0	10
	19	159	42	76	19	6	7	0	9
	20	147	44	69	19	4	6	0	5
	21	176	44	93	19	5	8	0	7
	22	159	40	68	30	6	9	0	6
	23	168	50	78	20	5	5	0	10
	24	153	44	72	12	4	9	0	12
	25	124	37	65	9	2	5	0	6
	26	191	50	96	24	5	6	0	10
	27	183	60	84	16	6	4	0	13
	28	124	40	60	10	2	9	0	3
	30	89	19	49	10	4	3	0	4
	31	137	28	90	11	3	3	0	2
	32	179	44	92	23	6	4	0	10
	34	124	37	60	12	4	4	0	7
	35	119	23	70	12	3	7	0	4
Gates		4,181	1,153	2,113	411	113	175	0	216
Ogden									
	4	184	36	88	33	10	6	0	11
	6	182	59	75	30	6	4	0	8
	10	172	50	69	23	11	5	0	14
	14	138	38	68	23	4	4	0	1
	17	166	49	67	25	6	5	0	14
	18	207	55	87	41	11	4	0	9
Ogden		1,049	287	454	175	48	28	0	57
GRAND TOTAL:		5,230	1,440	2,567	586	161	203	0	273

COUNTY LEGISLATOR  
5TH DISTRICT

LEGISLATIVE DISTRICT OR TOWN	ELECTION DISTRICT	TOTAL VOTES	MOE	KARLA	KARLA	MOE	KARLA	SCATTER	BLANK AND VOID
			BICKWEAT	BOYCE	BOYCE	BICKWEAT	BOYCE		
			DEM	REP	CON	WOR	IND		
Henrietta									
	2	151	46	64	12	6	14	0	9
	9	152	61	53	13	4	2	0	19
	16	113	37	40	20	4	9	0	3
	24	208	94	63	17	6	11	0	17
	30	309	127	123	27	10	7	0	15
	33	131	41	59	8	6	6	0	11
		<u>1,064</u>	<u>406</u>	<u>402</u>	<u>97</u>	<u>36</u>	<u>49</u>	<u>0</u>	<u>74</u>
Henrietta									
Mendon									
	1	377	162	142	35	17	15	0	6
	2	306	150	86	28	17	16	0	9
	3	384	122	183	45	12	13	0	9
	4	274	120	91	23	19	10	0	11
	5	329	129	125	41	12	11	0	11
	6	295	104	118	38	15	10	2	8
	7	350	117	159	50	7	8	0	9
	8	146	60	56	14	7	3	0	6
	9	256	102	100	29	7	9	1	8
		<u>2,717</u>	<u>1,066</u>	<u>1,060</u>	<u>303</u>	<u>113</u>	<u>95</u>	<u>3</u>	<u>77</u>
Mendon									
Pittsford									
	7	105	37	44	10	3	6	0	5
	12	186	81	64	13	3	12	0	13
	17	273	116	102	23	6	12	0	14
	26	224	72	96	25	5	17	0	9
	33	236	68	119	25	3	9	1	11
		<u>1,024</u>	<u>374</u>	<u>425</u>	<u>96</u>	<u>20</u>	<u>56</u>	<u>1</u>	<u>52</u>
Pittsford									
Rush									
	1	338	107	158	30	11	9	0	23
	2	231	81	96	21	6	12	0	15
	3	357	131	148	34	9	14	0	21
	4	313	96	131	32	18	20	0	16
		<u>1,239</u>	<u>415</u>	<u>533</u>	<u>117</u>	<u>44</u>	<u>55</u>	<u>0</u>	<u>75</u>
Rush									
GRAND TOTAL:									
		<u><u>6,044</u></u>	<u><u>2,261</u></u>	<u><u>2,420</u></u>	<u><u>613</u></u>	<u><u>213</u></u>	<u><u>255</u></u>	<u><u>4</u></u>	<u><u>278</u></u>

COUNTY LEGISLATOR  
6TH DISTRICT

LEGISLATIVE DISTRICT OR TOWN	ELECTION DISTRICT	TOTAL VOTES	RICHARD A. BEEBE DEM	FRED ANCELLO REP	FRED ANCELLO CON	RICHARD A. BEEBE WOR	FRED ANCELLO IND	SCATTER	BLANK AND VOID
Greece									
	5	142	64	42	16	7	4	0	9
	6	119	38	32	24	11	5	0	9
	7	165	59	68	15	7	13	0	3
	8	154	47	56	20	9	17	0	5
	9	126	32	58	15	5	8	0	8
	10	137	52	51	16	12	3	1	2
	11	63	27	17	5	6	6	0	2
	12	98	42	27	14	11	1	0	3
	15	166	59	64	21	6	4	1	11
	19	169	71	57	9	9	15	0	8
	22	115	43	45	12	6	5	0	4
	23	303	110	122	29	11	14	0	17
	25	155	68	46	14	10	9	0	8
	26	134	50	64	14	2	4	0	0
	30	103	42	38	7	3	4	0	9
	31	138	49	60	16	4	7	0	2
	41	190	69	80	22	8	3	0	8
	46	101	43	36	11	5	2	1	3
	47	187	68	70	31	6	7	0	5
	48	131	41	57	16	5	2	0	10
	49	141	53	57	12	6	6	0	7
	50	196	80	73	23	6	6	0	8
	53	126	59	44	15	2	4	0	2
	56	233	81	100	34	6	6	0	6
	62	196	73	71	22	7	6	0	17
	72	219	75	90	32	8	6	0	8
	78	105	38	48	12	1	2	0	4
	80	246	80	99	35	8	5	0	19
	88	180	63	69	27	5	11	0	5
	96	155	55	59	14	5	9	0	13
	101	175	53	71	24	6	7	0	14
GRAND TOTAL:		<u>4,868</u>	<u>1,784</u>	<u>1,871</u>	<u>577</u>	<u>203</u>	<u>201</u>	<u>3</u>	<u>229</u>



COUNTY LEGISLATOR  
7TH DISTRICT

LEGISLATIVE DISTRICT OR TOWN	ELECTION DISTRICT	TOTAL VOTES	RICK ANTELLI REP	RICK ANTELLI CON	RICK ANTELLI IND	SCATTER	BLANK AND VOID
Leg. Dist. 07	1	230	95	25	43	0	67
	2	164	63	18	23	2	58
Leg. Dist. 07		394	158	43	66	2	125
Greece	24	207	115	28	17	2	45
	27	166	84	30	10	0	42
	28	179	103	26	17	0	33
	33	166	94	27	15	1	29
	35	200	97	33	21	1	48
	45	209	124	23	17	0	45
	57	165	85	17	19	0	44
	58	221	102	35	23	1	60
	70	345	190	49	30	5	71
	71	194	108	30	17	0	39
	79	249	131	37	18	0	63
	82	106	56	12	10	1	27
	86	264	129	40	20	0	75
	90	186	97	34	16	1	38
	91	316	171	48	27	1	69
	98	246	115	37	28	2	64
	102	212	128	36	16	1	31
	104	240	127	39	19	0	55
	105	133	74	18	15	0	26
	106	129	70	22	13	0	24
	107	105	53	16	8	0	28
	108	104	50	13	10	1	30
	109	181	90	29	21	0	41
Greece		4,523	2,393	679	407	17	1,027
GRAND TOTAL:		4,917	2,551	722	473	19	1,152

COUNTY LEGISLATOR  
8TH DISTRICT

LEGISLATIVE DISTRICT OR TOWN	ELECTION DISTRICT	TOTAL VOTES	CARMEN GUMINA REP	CARMEN GUMINA CON	CARMEN GUMINA IND	SCATTER	BLANK AND VOID
Webster							
	1	263	143	34	28	1	57
	2	191	91	28	26	1	45
	3	248	129	28	36	2	53
	4	103	60	13	13	0	17
	5	220	117	19	29	2	53
	10	376	204	50	39	0	83
	14	210	105	27	31	2	45
	17	199	107	31	27	0	34
	20	252	123	43	33	0	53
	21	230	118	29	27	1	55
	23	215	120	24	30	1	40
	24	437	200	66	65	0	106
	25	127	54	14	15	0	44
	27	176	93	30	27	0	26
	28	164	86	28	19	1	30
	30	132	70	6	19	0	37
	31	271	141	35	22	1	72
	32	255	124	51	24	0	56
	33	253	132	31	30	0	60
	34	104	59	10	17	0	18
	35	156	78	34	16	0	28
	36	190	111	24	25	0	30
	38	252	116	30	32	0	74
	40	311	178	31	27	1	74
	42	201	101	29	23	0	48
GRAND TOTAL:		5,536	2,860	745	680	13	1,238

COUNTY LEGISLATOR  
9TH DISTRICT

LEGISLATIVE DISTRICT OR TOWN	ELECTION DISTRICT	TOTAL VOTES	JOAN M. ROBY-DAVISON			JOAN M. ROBY-DAVISON			SCATTER	BLANK AND VOID
			DEM	REP	CON	WOR	IND			
Penfield										
	1	74	21	26	15	1	4	0	7	
	2	193	50	97	21	6	11	0	8	
	3	180	38	86	26	6	12	0	12	
	4	215	38	108	31	9	13	0	16	
	6	167	41	91	20	4	8	0	3	
	7	242	63	108	34	11	18	0	8	
	10	184	57	90	18	2	9	0	8	
	11	123	29	71	12	0	10	0	1	
	12	241	78	112	23	3	12	0	13	
	14	221	61	94	34	8	11	0	13	
	15	250	74	116	26	8	20	0	6	
	16	108	39	49	3	2	10	0	5	
	18	169	54	81	14	6	9	0	5	
	19	304	93	155	29	6	13	0	8	
	20	230	71	102	23	9	9	0	16	
	21	225	67	110	19	4	13	1	11	
	23	276	98	119	27	7	19	0	6	
	24	266	89	118	31	5	15	0	8	
	25	173	37	89	27	3	11	0	6	
	27	250	60	125	26	4	26	0	9	
	28	144	46	59	9	7	12	0	11	
	29	218	72	91	25	11	9	0	10	
	30	337	94	159	48	5	15	0	16	
	31	148	62	55	15	4	5	0	7	
	32	119	45	47	9	4	4	0	10	
	33	235	75	94	34	1	22	0	9	
	35	224	76	95	20	4	19	0	10	
	36	145	48	64	11	2	15	0	5	
	38	138	34	70	14	4	8	0	8	
	39	146	41	64	22	5	5	0	9	
	41	193	44	96	25	3	9	0	16	
	42	142	38	67	15	3	7	0	12	
GRAND TOTAL:		<u>6,280</u>	<u>1,833</u>	<u>2,908</u>	<u>706</u>	<u>157</u>	<u>383</u>	<u>1</u>	<u>292</u>	

COUNTY LEGISLATOR  
10TH DISTRICT

LEGISLATIVE DISTRICT OR TOWN	ELECTION DISTRICT	TOTAL VOTES	ANTHONY DANIELE REP	ANTHONY DANIELE CON	ANTHONY DANIELE IND	SCATTER	BLANK AND VOID
Brighton	16	152	85	12	14	0	41
Brighton		152	85	12	14	0	41
East Rochester	3	257	113	21	26	0	97
	4	223	112	14	29	0	68
	5	179	84	16	22	1	56
	6	249	108	24	25	0	92
East Rochester		908	417	75	102	1	313
Pittsford	1	193	106	16	25	1	45
	2	205	91	16	38	1	59
	3	383	235	20	36	0	92
	4	212	109	17	37	0	49
	5	153	71	13	24	1	44
	6	169	70	7	23	1	68
	8	250	143	28	15	0	64
	9	275	137	24	37	1	76
	11	170	92	13	18	1	46
	13	163	76	18	25	1	43
	14	287	152	35	29	2	69
	15	129	61	13	20	2	33
	16	159	75	14	28	0	42
	18	189	93	12	19	2	63
	19	164	88	22	21	0	33
	20	233	109	21	27	5	71
	21	214	99	21	24	1	69
	23	201	120	25	22	1	33
	24	275	150	29	33	0	63
	27	170	90	17	19	1	43
	28	197	111	11	28	2	45
	29	227	114	24	36	1	52
	30	186	95	22	22	2	45
	31	210	112	21	35	1	41
	32	230	138	12	28	1	51
Pittsford		5,244	2,737	471	669	28	1,339
GRAND TOTAL:		6,304	3,239	558	785	29	1,693

COUNTY LEGISLATOR  
11TH DISTRICT

LEGISLATIVE DISTRICT OR TOWN	ELECTION DISTRICT	TOTAL VOTES	SUSAN L. DAVIS	MIKE BARKER	MIKE BARKER	MIKE BARKER	SCATTER	BLANK AND VOID
			DEM	REP	CON	IND		
Perinton	4	194	79	78	19	14	0	4
	5	109	33	50	13	11	0	2
	6	206	85	82	19	13	0	7
	7	228	67	115	20	15	0	11
	9	288	77	142	33	25	0	11
	14	223	59	111	29	16	0	8
	19	201	66	98	21	8	0	8
	20	201	72	92	20	9	0	8
	24	343	92	193	31	15	0	12
	25	168	52	80	15	13	0	8
	26	242	75	117	25	14	1	10
	30	185	53	90	25	12	0	5
	31	265	80	144	23	11	1	6
	34	232	79	97	29	12	0	15
	36	88	38	35	7	4	0	4
	37	194	67	92	21	10	0	4
	38	239	71	127	21	13	0	7
	39	215	61	111	26	9	0	8
	40	147	43	73	14	11	0	6
	42	179	68	85	16	4	0	6
	43	350	100	187	34	18	0	11
	45	281	70	148	35	13	0	15
	47	177	37	98	26	15	0	1
	48	142	56	53	20	9	0	4
	50	53	35	14	3	0	0	1
	54	296	89	145	41	13	0	8
	56	198	50	111	28	6	0	3
GRAND TOTAL:		<u>5,644</u>	<u>1,754</u>	<u>2,768</u>	<u>614</u>	<u>313</u>	<u>2</u>	<u>193</u>

COUNTY LEGISLATOR  
12TH DISTRICT

LEGISLATIVE DISTRICT OR TOWN	ELECTION DISTRICT	TOTAL VOTES	PAULA J. RANDALL	JEFF ADAIR	JEFF ADAIR	PAULA J. RANDALL	JEFF ADAIR	SCATTER	BLANK AND VOID
			DEM	REP	CON	WOR	IND		
Chili									
	2	292	81	123	39	17	15	0	17
	3	237	92	88	31	12	3	0	11
	24	<u>260</u>	<u>101</u>	<u>101</u>	<u>23</u>	<u>11</u>	<u>14</u>	<u>0</u>	<u>10</u>
Chili		789	274	312	93	40	32	0	38
Henrietta									
	3	77	34	26	2	3	4	0	8
	13	181	73	62	17	14	3	0	12
	29	<u>279</u>	<u>131</u>	<u>77</u>	<u>34</u>	<u>8</u>	<u>9</u>	<u>2</u>	<u>18</u>
Henrietta		537	238	165	53	25	16	2	38
Riga									
	1	329	84	154	40	15	14	0	22
	2	240	59	121	30	12	6	0	12
	3	204	65	91	23	4	6	0	15
	4	243	81	107	28	8	10	0	9
	5	223	48	108	29	13	11	0	14
	6	<u>205</u>	<u>50</u>	<u>88</u>	<u>39</u>	<u>10</u>	<u>6</u>	<u>0</u>	<u>12</u>
Riga		1,444	387	669	189	62	53	0	84
Wheatland									
	1	239	89	89	30	13	9	0	9
	2	284	81	116	29	19	13	0	26
	3	247	89	88	22	12	23	0	13
	4	184	48	91	23	7	11	0	4
	5	<u>259</u>	<u>74</u>	<u>109</u>	<u>33</u>	<u>15</u>	<u>18</u>	<u>0</u>	<u>10</u>
Wheatland		1,213	381	493	137	66	74	0	62
GRAND TOTAL:		<u>3,983</u>	<u>1,280</u>	<u>1,639</u>	<u>472</u>	<u>193</u>	<u>175</u>	<u>2</u>	<u>222</u>

COUNTY LEGISLATOR  
13TH DISTRICT

LEGISLATIVE DISTRICT OR TOWN	ELECTION DISTRICT	TOTAL VOTES	DIANE E. MCBRIDE	JOHN HOWLAND	JOHN HOWLAND	DIANE E. MCBRIDE	JOHN HOWLAND	SCATTER	BLANK AND VOID
			DEM	REP	CON	WOR	IND		
Henrietta									
	1	224	53	118	30	5	11	0	7
	5	175	61	66	29	5	11	0	3
	6	164	54	74	18	5	6	0	7
	7	165	47	66	25	4	14	0	9
	8	154	45	65	17	7	11	0	9
	10	143	56	51	18	4	9	0	5
	12	166	53	72	18	1	11	0	11
	14	126	37	57	20	4	5	0	3
	15	164	57	72	13	8	8	0	6
	17	199	79	69	26	8	11	0	6
	18	175	51	69	23	8	15	0	9
	19	133	38	68	16	2	6	0	3
	20	200	48	106	19	8	11	0	8
	21	149	40	62	19	8	14	0	6
	22	253	88	111	29	3	13	0	9
	25	192	52	94	27	4	4	0	11
	26	345	103	154	40	6	22	0	20
	27	291	81	146	33	7	15	0	9
	28	220	50	111	32	6	15	0	6
	31	90	27	39	15	1	5	0	3
	32	250	92	111	15	6	14	0	12
	35	171	62	66	24	6	12	0	1
Henrietta		4,149	1,274	1,847	506	116	243	0	163
Pittsford									
	10	201	62	99	14	3	9	0	14
	22	275	110	124	20	4	9	0	8
	25	318	110	153	19	5	17	0	14
	34	186	57	96	12	5	8	1	7
Pittsford		980	339	472	65	17	43	1	43
GRAND TOTAL:		5,129	1,613	2,319	571	133	286	1	206

COUNTY LEGISLATOR  
14TH DISTRICT

LEGISLATIVE DISTRICT OR TOWN	ELECTION DISTRICT	TOTAL VOTES	JUSTIN F. WILCOX	JUSTIN F. WILCOX	SCATTER	BLANK AND VOID
			DEM	IND		
Brighton						
	1	262	174	30	0	58
	2	153	83	24	0	46
	3	187	106	25	1	55
	6	298	179	37	1	81
	8	234	131	26	0	77
	12	303	196	36	2	69
	13	191	104	21	0	66
	17	87	65	5	0	17
	18	188	137	21	1	29
	19	233	154	24	0	55
	21	193	130	21	1	41
	22	219	139	19	1	60
	26	169	99	20	1	49
	28	215	141	22	0	52
	29	178	92	21	0	65
	31	206	139	15	0	52
	32	252	170	22	0	60
	33	243	163	28	1	51
	36	76	44	10	0	22
	37	202	140	20	0	42
	38	213	143	22	0	48
	39	183	111	26	1	45
	41	170	113	20	0	37
	42	85	62	3	0	20
	43	181	123	12	0	46
	44	49	35	3	0	11
	45	103	52	18	1	32
Brighton		5,073	3,225	551	11	1,286
Henrietta						
	4	190	117	21	0	52
	11	130	71	14	1	44
	23	105	45	10	0	50
	34	68	35	7	0	26
Henrietta		493	268	52	1	172
GRAND TOTAL:		5,566	3,493	603	12	1,458



COUNTY LEGISLATOR  
15TH DISTRICT

LEGISLATIVE DISTRICT OR TOWN	ELECTION DISTRICT	TOTAL VOTES	CARL F. FITZSIMMONS		DAN QUATRO		CARL F. FITZSIMMONS		DAN QUATRO		SCATTER	BLANK AND VOID
			DEM	REP	CON	WOR	IND					
Penfield												
	5	245	87	90	22	8	20	0	18			
	8	177	66	72	16	5	5	0	13			
	9	294	140	94	20	9	17	0	14			
	13	224	66	93	30	7	7	0	21			
	17	216	84	88	13	8	10	0	13			
	22	178	81	56	17	8	9	0	7			
	26	125	38	57	11	5	4	0	10			
	34	160	61	63	18	6	4	0	8			
	37	342	97	172	40	3	16	0	14			
	40	219	70	100	12	9	8	0	20			
Penfield		2,180	790	885	199	68	100	0	138			
Webster												
	6	179	71	77	15	2	4	0	10			
	7	247	113	83	21	6	12	0	12			
	8	211	67	89	24	8	8	0	15			
	9	211	78	93	23	7	5	0	5			
	11	188	61	79	25	8	7	0	8			
	12	328	112	148	35	6	10	0	17			
	13	220	96	87	16	13	4	0	4			
	15	174	67	70	13	4	12	0	8			
	16	210	82	82	22	4	7	0	13			
	18	176	72	72	14	3	5	0	10			
	19	342	126	144	32	9	12	0	19			
	22	221	62	87	39	10	5	0	18			
	26	180	50	88	25	9	2	0	6			
	29	154	63	60	10	6	3	0	12			
	37	351	126	150	38	13	11	0	13			
	39	268	105	119	14	2	11	0	17			
	41	260	76	125	25	7	8	1	18			
	43	145	46	65	19	3	6	0	6			
Webster		4,065	1,473	1,718	410	120	132	1	211			
GRAND TOTAL:		6,245	2,263	2,603	609	188	232	1	349			

COUNTY LEGISLATOR  
16TH DISTRICT

LEGISLATIVE DISTRICT OR TOWN	ELECTION DISTRICT	TOTAL VOTES	VINCENT J. ESPOSITO	JOSEPH CARBONE	JOSEPH CARBONE	JOSEPH CARBONE	VINCENT J. ESPOSITO	SCATTER	BLANK AND VOID
			DEM	REP	CON	WOR	IND		
Leg. Dist. 16									
	1	6	2	0	0	0	1	0	3
Leg. Dist. 16 Irondequoit		6	2	0	0	0	1	0	3
	1	177	84	53	14	1	19	0	6
	3	219	115	54	14	6	19	0	11
	4	195	88	70	16	5	8	0	8
	7	314	157	96	23	4	28	0	6
	8	204	93	77	19	2	9	0	4
	9	181	78	70	19	2	6	0	6
	10	249	136	72	15	4	18	1	3
	14	258	127	69	30	5	21	0	6
	15	291	135	101	24	6	16	0	9
	16	242	128	68	15	8	15	0	8
	18	190	94	56	18	4	11	0	7
	20	205	97	72	15	3	13	0	5
	22	223	122	54	24	6	12	0	5
	25	178	76	58	25	7	7	0	5
	27	138	61	44	13	0	18	0	2
	28	143	60	51	14	5	10	0	3
	30	192	96	60	11	7	17	0	1
	33	157	80	46	12	4	12	0	3
	34	291	129	111	21	8	13	0	9
	40	134	61	47	7	1	17	0	1
	42	231	103	78	18	8	15	0	9
	44	415	178	164	25	17	24	0	7
	46	193	83	81	10	2	13	0	4
	47	72	39	25	4	1	1	0	2
	49	190	85	61	21	3	10	2	8
	51	282	139	95	19	8	13	0	8
	53	138	77	40	7	6	4	0	4
	57	301	167	78	20	2	26	0	8
	59	174	83	56	16	2	11	0	6
	60	189	90	49	26	7	13	0	4
	62	206	87	71	18	4	14	0	12
	63	163	75	57	12	7	9	0	3
	64	108	51	35	8	8	5	0	1
	68	166	76	58	14	3	10	0	5
	71/72	47	22	21	0	1	2	0	1
Irondequoit		7,056	3,372	2,298	567	167	459	3	190
GRAND TOTAL:		7,062	3,374	2,298	567	167	460	3	193

COUNTY LEGISLATOR  
17TH DISTRICT

LEGISLATIVE DISTRICT OR TOWN	ELECTION DISTRICT	TOTAL VOTES	TED O'BRIEN	GREG DEVLIN	TED O'BRIEN	TED O'BRIEN	SCATTER	BLANK AND VOID
			DEM	REP	WOR	IND		
Irondequoit	2	126	59	53	2	2	0	10
	5	146	91	36	3	6	0	10
	6	309	159	86	15	18	0	31
	11	89	38	33	1	9	0	8
	12	125	58	37	9	9	0	12
	13	236	138	59	5	13	0	21
	17	125	55	51	0	14	0	5
	19	176	100	44	7	9	0	16
	21	164	80	53	7	10	0	14
	23	151	86	42	6	6	0	11
	24	176	87	50	10	6	0	23
	26	90	40	21	3	8	0	18
	29	118	58	36	4	6	0	14
	31	180	90	55	9	8	0	18
	32	163	80	55	5	12	2	9
	35	99	60	21	4	7	0	7
	36	72	46	13	3	2	1	7
	37	144	64	48	5	4	0	23
	38	103	59	33	1	3	2	5
	39	75	42	19	0	1	0	13
	41	158	88	40	6	10	0	14
	43	122	51	46	5	8	0	12
	45	156	87	40	3	8	0	18
	48	185	95	67	4	10	0	9
	50	90	52	23	2	2	0	11
	52	155	83	44	4	13	0	11
	54	45	26	15	0	0	0	4
	55	166	91	47	7	7	1	13
	56	158	78	54	6	6	0	14
	58	182	88	63	6	8	0	17
	61	214	95	83	8	16	0	12
	65	98	56	26	2	4	0	10
	66	51	32	17	0	1	0	1
	67	150	77	50	5	4	0	14
	69	50	34	8	1	1	0	6
	70	61	25	24	4	0	0	8
GRAND TOTAL:		<u>4,908</u>	<u>2,548</u>	<u>1,492</u>	<u>162</u>	<u>251</u>	<u>6</u>	<u>449</u>

COUNTY LEGISLATOR  
18TH DISTRICT

LEGISLATIVE DISTRICT OR TOWN	ELECTION DISTRICT	TOTAL VOTES	DARREN MILLER	CIARAN HANNA	CIARAN HANNA	DARREN MILLER	CIARAN HANNA	SCATTER	BLANK AND VOID
			DEM	REP	CON	WOR	IND		
East Rochester									
	1	265	110	86	14	8	10	0	37
	2	247	75	88	18	8	7	0	51
	7	211	76	78	17	5	10	0	25
East Rochester		723	261	252	49	21	27	0	113
Perinton									
	1	291	103	132	28	3	9	0	16
	2	259	108	107	19	5	14	0	6
	3	209	72	97	20	2	12	0	6
	8	201	73	88	20	6	5	0	9
	10	236	90	97	17	15	11	0	6
	11	126	50	43	14	6	5	0	8
	12	218	84	81	20	8	12	0	13
	13	205	71	97	19	4	4	0	10
	15	161	53	68	15	5	10	0	10
	16	163	66	62	13	5	9	0	8
	17	246	112	90	18	10	5	0	11
	18	231	79	102	26	4	9	0	11
	21	273	85	114	38	6	10	1	19
	22	152	58	60	18	3	5	0	8
	23	311	107	152	28	2	14	0	8
	27	167	49	88	13	4	4	0	9
	28	184	66	75	18	8	7	0	10
	29	120	44	50	7	6	5	0	8
	32	164	49	70	22	4	6	0	13
	33	217	74	103	17	6	9	0	8
	35	172	63	62	21	5	9	0	12
	41	141	45	62	13	6	7	0	8
	44	207	69	94	22	6	8	0	8
	46	102	45	35	16	0	3	0	3
	49	194	65	86	29	3	6	0	5
	51	236	59	126	39	2	6	0	4
	52	168	44	84	17	7	6	0	10
	53	194	75	77	25	5	6	0	6
	55	232	81	106	18	4	9	0	14
Perinton		5,780	2,039	2,508	590	150	225	1	267
GRAND TOTAL:		6,503	2,300	2,760	639	171	252	1	380

COUNTY LEGISLATOR  
19TH DISTRICT

LEGISLATIVE DISTRICT OR TOWN	ELECTION DISTRICT	TOTAL VOTES	TODD DUNN	JEFFERY L MCCANN	JEFFERY L MCCANN	TODD DUNN	JEFFERY L MCCANN	SCATTER	BLANK AND VOID
			DEM	REP	CON	WOR	IND		
Greece									
	3	150	46	75	18	1	3	0	7
	4	137	36	66	20	1	6	0	8
	13	148	55	60	20	1	3	0	9
	17	204	56	97	31	3	10	0	7
	18	181	51	88	17	6	9	0	10
	20	132	32	52	21	7	8	0	12
	29	182	57	78	26	3	9	0	9
	36	206	68	83	23	5	11	0	16
	37	151	41	64	23	3	9	0	11
	39	109	35	44	18	1	2	0	9
	40	140	54	54	11	5	7	0	9
	42	143	65	48	12	4	4	0	10
	52	193	45	87	36	8	4	0	13
	55	167	46	82	23	1	5	0	10
	60	118	47	47	12	3	4	0	5
	64	132	38	68	10	3	4	0	9
	65	168	60	71	11	1	7	0	18
	66	80	26	34	12	2	3	0	3
	67	156	39	77	19	6	7	0	8
	68	227	49	108	38	5	13	0	14
	69	140	51	67	12	3	2	0	5
	73	84	23	36	13	4	2	0	6
	75	106	34	49	8	0	7	0	8
	77	215	61	110	18	7	6	0	13
	81	120	41	57	5	4	4	0	9
	85	198	38	94	32	10	11	0	13
	87	146	44	69	15	3	4	0	11
	92	201	67	85	24	5	10	1	9
	95	88	43	23	9	3	5	0	5
	97	334	63	174	46	7	14	0	30
	100	242	50	120	40	5	15	0	12
Greece		4,998	1,461	2,267	623	120	208	1	318
Parma									
	1	247	77	96	34	8	15	0	17
Parma		247	77	96	34	8	15	0	17
GRAND TOTAL:		5,245	1,538	2,363	657	128	223	1	335

COUNTY LEGISLATOR  
20TH DISTRICT

LEGISLATIVE DISTRICT OR TOWN	ELECTION DISTRICT	TOTAL VOTES	ROBERT COLBY	ROBERT COLBY	ROBERT COLBY	SCATTER	BLANK AND VOID
			REP	CON	IND		
Greece							
	14	133	56	19	13	2	43
	51	107	57	17	5	1	27
	59	101	41	15	10	0	35
	61	182	83	30	15	0	54
	83	91	40	8	8	0	35
	93	241	111	29	26	0	75
	94	154	69	22	16	0	47
Greece		1,009	457	140	93	3	316
Ogden							
	1	187	89	27	18	3	50
	2	215	106	39	24	1	45
	3	255	136	36	37	0	46
	5	184	88	20	21	0	55
	7	117	62	25	17	0	13
	8	180	106	23	13	0	38
	9	159	86	26	18	1	28
	11	157	77	36	22	0	22
	12	186	101	31	25	0	29
	13	141	73	24	23	0	21
	15	216	116	40	21	0	39
	16	127	79	14	8	0	26
	19	231	133	36	18	2	42
	20	227	119	46	19	1	42
Ogden		2,582	1,371	423	284	8	496
Sweden							
	1	244	110	32	25	4	73
	3	246	105	31	35	2	73
	4	239	114	33	24	5	63
	8	146	69	25	28	0	24
	12	166	81	32	15	1	37
Sweden		1,041	479	153	127	12	270
GRAND TOTAL:		4,632	2,307	716	504	23	1,082

COUNTY LEGISLATOR  
21ST DISTRICT

LEGISLATIVE DISTRICT OR TOWN	ELECTION DISTRICT	TOTAL VOTES	CARRIE M. ANDREWS	CARRIE M. ANDREWS	CARRIE M. ANDREWS	SCATTER	BLANK AND VOID
			DEM	WOR	IND		
Leg. Dist. 21	1	171	97	18	17	2	37
	2	111	76	7	11	0	17
	3	104	68	7	7	1	21
	4	68	50	3	2	0	13
	5/16	156	94	15	13	1	33
	6	128	72	15	9	0	32
	7	206	138	16	17	0	35
	8/28	67	46	9	3	0	9
	9	140	91	5	12	0	32
	10	248	157	10	19	1	61
	11	60	38	3	2	0	17
	12	165	108	19	17	0	21
	13	79	50	15	7	0	7
	14	54	28	6	6	0	14
	15	121	80	9	12	0	20
	17	111	73	5	8	0	25
	18/26/31	108	83	4	4	0	17
	19	29	18	3	2	0	6
	20	72	47	7	9	1	8
	21	88	65	6	4	2	11
	22	72	43	5	3	0	21
	23/32	83	61	4	5	0	13
	24	176	112	15	9	1	39
	25	101	72	6	5	0	18
	27	45	32	1	2	0	10
	29	33	27	2	3	0	1
	30	2	1	1	0	0	0
GRAND TOTAL:		<u>2,798</u>	<u>1,827</u>	<u>216</u>	<u>208</u>	<u>9</u>	<u>538</u>

COUNTY LEGISLATOR  
22ND DISTRICT

<u>LEGISLATIVE DISTRICT OR TOWN</u>	<u>ELECTION DISTRICT</u>	<u>TOTAL VOTES</u>	GLENN J. GAMBLE <u>DEM</u>	<u>SCATTER</u>	<u>BLANK AND VOID</u>
Leg. Dist. 22	1	91	65	0	26
	2	23	12	0	11
	3	47	27	1	19
	4	30	22	0	8
	5	58	46	1	11
	6	54	41	0	13
	7	32	23	0	9
	8	68	47	0	21
	9	44	27	0	17
	10	57	44	0	13
	11	70	48	1	21
	12	45	28	0	17
	13	21	12	0	9
	14	70	44	0	26
	15	81	63	0	18
	16	25	22	0	3
	17	31	21	0	10
	18	41	24	1	16
	19	43	31	0	12
	20	76	67	0	9
	21	53	34	0	19
	22	54	43	0	11
	23	45	28	0	17
	24	29	23	0	6
	25	174	118	1	55
	26	60	42	0	18
	27	65	54	0	11
GRAND TOTAL:		<u>1,487</u>	<u>1,056</u>	<u>5</u>	<u>426</u>



COUNTY LEGISLATOR  
23RD DISTRICT

LEGISLATIVE DISTRICT OR TOWN	ELECTION DISTRICT	TOTAL VOTES	PAUL E. HANEY	PAUL E. HANEY	PAUL E. HANEY	SCATTER	BLANK AND VOID
			DEM	WOR	IND		
Leg. Dist. 23							
	1	68	46	9	3	0	10
	2	135	91	9	12	0	23
	3	94	54	15	6	0	19
	4	236	156	13	17	1	49
	5	93	61	2	9	0	21
	6	85	58	7	5	0	15
	7	112	66	15	10	0	21
	8	117	74	10	14	0	19
	9	107	78	4	2	1	22
	10	103	61	7	9	0	26
	11	152	116	12	6	1	17
	12	232	155	11	14	1	51
	13	150	92	3	14	1	40
	14	91	60	5	5	1	20
	15	79	48	5	7	1	18
	16	214	112	29	17	1	55
	17	199	112	17	20	0	50
	18	196	117	10	23	1	45
	19	156	94	10	10	2	40
	20	200	139	11	14	0	36
	21	193	121	15	11	2	44
	22	144	92	11	14	0	27
	23	78	48	5	6	0	19
	24	156	104	3	8	0	41
	25	268	194	15	18	1	40
	26	291	204	12	17	0	58
	27	129	78	11	13	0	27
Leg. Dist. 23		4,078	2,631	276	304	14	853
Brighton							
	7	158	99	9	16	0	34
	11	236	141	12	21	0	62
	15	182	101	14	20	0	47
	24	289	153	12	26	1	97
	34	193	106	13	15	0	59
Brighton		1,058	600	60	98	1	299
GRAND TOTAL:		5,136	3,231	336	402	15	1,152

COUNTY LEGISLATOR  
24TH DISTRICT

LEGISLATIVE DISTRICT OR TOWN	ELECTION DISTRICT	TOTAL VOTES	JOSHUA P. BAUROTH	JOSHUA P. BAUROTH	JOSHUA P. BAUROTH	CHRISTOPHER EDES	SCATTER	BLANK AND VOID
			DEM	WOR	IND	GRN		
Leg. Dist. 24								
	1	227	150	26	7	21	0	23
	2	186	124	22	10	12	0	18
	3	186	112	18	8	22	0	26
	4	159	92	17	11	20	0	19
	5	165	97	11	8	20	2	27
	6	115	71	8	9	12	0	15
	7	110	65	6	5	11	0	23
	8	139	85	4	6	33	0	11
	9	107	68	8	5	9	0	17
	10	169	110	22	4	21	0	12
	11	45	27	4	1	2	0	11
	12	36	25	0	0	1	0	10
	13	156	90	20	7	23	0	16
	14	177	100	21	5	25	0	26
	15	207	108	9	14	31	0	45
	16	125	73	15	7	12	0	18
	17	89	52	4	5	11	0	17
	18	109	74	5	7	11	0	12
	19	13	7	0	2	3	0	1
		<u>2,520</u>	<u>1,530</u>	<u>220</u>	<u>121</u>	<u>300</u>	<u>2</u>	<u>347</u>
Leg. Dist. 24								
Brighton								
	4	232	146	13	13	27	0	33
	5	216	149	11	11	6	1	38
	9	230	129	7	18	18	2	56
	10	250	155	5	15	16	0	59
	14	100	65	7	8	10	0	10
	20	119	78	1	6	11	1	22
	23	193	115	8	12	9	1	48
	25	182	114	13	11	11	0	33
	27	178	118	6	16	12	0	26
	30	366	200	15	15	33	0	103
	35	180	125	9	9	7	0	30
	40	310	208	8	25	14	0	55
	46	124	88	1	6	4	0	25
		<u>2,680</u>	<u>1,690</u>	<u>104</u>	<u>165</u>	<u>178</u>	<u>5</u>	<u>538</u>
GRAND TOTAL:		<u><u>5,200</u></u>	<u><u>3,220</u></u>	<u><u>324</u></u>	<u><u>286</u></u>	<u><u>478</u></u>	<u><u>7</u></u>	<u><u>885</u></u>

COUNTY LEGISLATOR  
25TH DISTRICT

LEGISLATIVE DISTRICT OR TOWN	ELECTION DISTRICT	TOTAL VOTES	JOHN LIGHTFOOT	DREW BEEMAN	ANN C. LEWIS	SCATTER	BLANK AND VOID
			DEM	LBT	NBU		
Leg. Dist. 25							
	1	153	70	24	38	0	21
	2	104	73	7	14	1	9
	3	160	121	7	15	0	17
	4/12	192	88	47	29	1	27
	5	90	69	3	12	0	6
	6	131	81	16	20	0	14
	7	101	65	4	26	0	6
	8	121	100	2	14	0	5
	9	76	62	1	8	0	5
	10	137	86	14	24	0	13
	11	81	60	1	12	0	8
	13	89	70	5	11	0	3
	14/24	186	88	26	33	0	39
	15	79	58	0	13	0	8
	16	84	60	3	11	0	10
	17	38	23	0	11	0	4
	18	95	69	3	16	0	7
	19	8	5	0	3	0	0
	20	12	5	2	1	0	4
	21	35	22	2	5	0	6
	22	104	37	11	47	0	9
	23	11	7	2	1	0	1
	25	182	101	17	23	0	41
GRAND TOTAL:		<u>2,269</u>	<u>1,420</u>	<u>197</u>	<u>387</u>	<u>2</u>	<u>263</u>

COUNTY LEGISLATOR  
26TH DISTRICT

LEGISLATIVE DISTRICT OR TOWN	ELECTION DISTRICT	TOTAL VOTES	C. STEPHEN ECKEL	TONY MICCICHE	TONY MICCICHE	C. STEPHEN ECKEL	TONY MICCICHE	SCATTER	BLANK AND VOID
			DEM	REP	CON	WOR	IND		
Leg. Dist. 26									
	1	255	112	78	21	14	13	0	17
	2	88	31	25	12	6	10	0	4
	3	63	21	26	8	2	2	0	4
	4	150	46	69	19	4	6	0	6
	5	100	54	27	7	5	3	0	4
	7	100	47	28	5	9	2	0	9
	8	93	52	17	3	6	5	0	10
	9	141	63	43	12	10	10	0	3
	10	112	66	23	6	10	3	0	4
	11	130	51	39	6	8	9	0	17
	12	130	39	50	11	6	10	0	14
	13	149	70	32	20	9	6	0	12
	14	158	56	46	16	10	15	0	15
	15	116	71	23	5	7	3	0	7
	16	155	46	60	17	9	11	1	11
	17	148	68	47	11	4	8	0	10
	18/19	90	50	17	8	4	2	0	9
Leg. Dist. 26		2,178	943	650	187	123	118	1	156
CITY		2,178	943	650	187	123	118	1	156
Gates									
	1	107	31	52	13	2	4	0	5
	2	152	38	84	8	3	7	0	12
	6	164	45	80	14	7	8	0	10
	11	125	51	45	11	5	2	0	11
	12	116	40	45	15	5	4	0	7
	13	153	53	61	22	4	6	0	7
	16	116	47	38	13	1	5	0	12
	17	135	48	56	15	2	6	0	8
	29	151	57	48	21	7	6	1	11
	33	78	37	31	3	3	2	0	2
Gates		1,297	447	540	135	39	50	1	85
Greece									
	21	132	28	59	25	8	8	0	4
	32	150	53	53	15	7	9	1	12
	63	183	74	53	31	10	5	0	10
Greece		465	155	165	71	25	22	1	26
TOWNS		1,762	602	705	206	64	72	2	111
GRAND TOTAL:		3,940	1,545	1,355	393	187	190	3	267

COUNTY LEGISLATOR  
27TH DISTRICT

LEGISLATIVE DISTRICT OR TOWN	ELECTION DISTRICT	TOTAL VOTES	WILLIE J. LIGHTFOOT	WILLIE J. LIGHTFOOT	MAX B. KESSLER	SCATTER	BLANK AND VOID
			DEM	WOR	LBT		
Leg. Dist. 27							
	1	135	90	5	19	0	21
	2	148	95	12	25	1	15
	3	124	79	13	14	0	18
	4	167	108	13	23	1	22
	5	159	115	11	15	0	18
	6	138	99	8	11	0	20
	7	142	80	19	12	1	30
	8	116	90	4	3	0	19
	9	184	136	11	16	2	19
	10	150	90	7	23	1	29
	11	139	92	8	22	0	17
	12	121	89	11	10	0	11
	13	128	102	7	7	0	12
	14	116	96	6	4	0	10
	15	124	96	8	5	0	15
	16	151	114	10	10	1	16
	17	58	45	2	3	1	7
	18	112	58	8	15	2	29
	19	143	119	9	4	0	11
	20	87	70	6	3	0	8
	21	75	59	2	2	0	12
	22	176	134	10	5	2	25
	23	80	64	3	3	0	10
	27	115	76	4	20	0	15
	28	88	53	5	11	0	19
	31	63	34	5	7	0	17
GRAND TOTAL:		<u>3,239</u>	<u>2,283</u>	<u>207</u>	<u>292</u>	<u>12</u>	<u>445</u>

COUNTY LEGISLATOR  
28TH DISTRICT

LEGISLATIVE DISTRICT OR TOWN	ELECTION DISTRICT	TOTAL VOTES	CYNTHIA W. KALEH	CYNTHIA W. KALEH	CYNTHIA W. KALEH	SCATTER	BLANK AND VOID
			DEM	WOR	IND		
Leg. Dist. 28							
	1	77	50	6	6	0	15
	2	45	25	8	5	0	7
	3	50	34	5	2	0	9
	4	127	86	8	7	0	26
	5	87	52	3	4	0	28
	6	165	107	8	11	1	38
	7/17	140	93	5	5	0	37
	8	95	57	7	5	0	26
	9	108	58	11	4	1	34
	10/21	57	30	8	7	0	12
	11	96	63	4	5	0	24
	12	54	36	4	0	1	13
	13/25	66	40	3	10	0	13
	14	79	54	3	2	0	20
	15	34	20	5	2	1	6
	16	90	52	6	4	0	28
	18/19	73	40	3	6	0	24
	20	130	75	10	14	1	30
	22	36	22	5	0	0	9
	23/24	137	89	12	8	0	28
GRAND TOTAL:		<u>1,746</u>	<u>1,083</u>	<u>124</u>	<u>107</u>	<u>5</u>	<u>427</u>

COUNTY LEGISLATOR  
29TH DISTRICT

LEGISLATIVE DISTRICT OR TOWN	ELECTION DISTRICT	TOTAL VOTES	MICHAEL A. PATTERSON	MICHAEL A. PATTERSON	SAUL A. MANEIRO	SCATTER	BLANK AND VOID
			DEM	WOR	IND		
Leg. Dist. 29	1/2	39	23	1	6	0	9
	3	77	50	5	20	0	2
	4	89	53	2	15	2	17
	5/7	87	50	8	19	0	10
	6	40	23	0	2	0	15
	8	81	44	7	13	0	17
	9	89	39	6	27	2	15
	10	91	55	6	17	0	13
	11	69	48	2	10	0	9
	12	71	41	8	17	0	5
	13	57	38	5	6	0	8
	14	97	53	7	17	0	20
	15	67	44	3	9	0	11
	16	24	18	2	1	0	3
	17	177	89	12	46	0	30
	18/27	136	64	10	37	0	25
	19	66	41	3	7	0	15
	20	105	66	11	13	0	15
	21	130	73	9	23	0	25
	22	86	54	3	12	0	17
	23	95	67	2	10	1	15
	24	112	72	5	20	0	15
	25	155	99	10	16	1	29
	26	47	32	3	7	0	5
GRAND TOTAL:		<u>2,087</u>	<u>1,236</u>	<u>130</u>	<u>370</u>	<u>6</u>	<u>345</u>

CITY COURT JUDGE  
SUMMARY

LEGISLATIVE DISTRICT OR TOWN	TOTAL VOTES	MELCHOR E. CASTRO DEM	SCATTER	BLANK AND VOID
Leg. Dist. 07	394	237	0	157
Leg. Dist. 16	6	5	0	1
Leg. Dist. 21	2,798	1,999	8	791
Leg. Dist. 22	1,487	1,055	3	429
Leg. Dist. 23	4,078	2,980	12	1,086
Leg. Dist. 24	2,520	1,817	10	693
Leg. Dist. 25	2,269	1,512	13	744
Leg. Dist. 26	2,178	1,400	8	770
Leg. Dist. 27	3,239	2,252	12	975
Leg. Dist. 28	1,746	1,218	4	524
Leg. Dist. 29	2,087	1,410	5	672
GRAND TOTAL:	<u>22,802</u>	<u>15,885</u>	<u>75</u>	<u>6,842</u>



CITY COURT JUDGE  
DETAIL

LEGISLATIVE DISTRICT OR TOWN	ELECTION DISTRICT	TOTAL VOTES	MELCHOR E. CASTRO	SCATTER	BLANK AND VOID
			DEM		
Leg. Dist. 07					
	1	230	139	0	91
	2	164	98	0	66
Leg. Dist. 07		394	237	0	157
Leg. Dist. 16					
	1	6	5	0	1
Leg. Dist. 16		6	5	0	1
Leg. Dist. 21					
	1	171	114	3	54
	2	111	85	0	26
	3	104	74	0	30
	4	68	51	0	17
	5/16	156	110	0	46
	6	128	81	2	45
	7	206	148	0	58
	8/28	67	49	0	18
	9	140	91	0	49
	10	248	175	1	72
	11	60	37	0	23
	12	165	124	1	40
	13	79	62	0	17
	14	54	37	0	17
	15	121	92	0	29
	17	111	78	0	33
	18/26/31	108	84	0	24
	19	29	21	0	8
	20	72	58	1	13
	21	88	66	0	22
	22	72	49	0	23
	23/32	83	60	0	23
	24	176	117	0	59
	25	101	73	0	28
	27	45	33	0	12
	29	33	28	0	5
	30	2	2	0	0
Leg. Dist. 21		2,798	1,999	8	791
Leg. Dist. 22					
	1	91	70	1	20
	2	23	15	0	8
	3	47	34	0	13
	4	30	23	0	7
	5	58	47	1	10
	6	54	38	0	16
	7	32	20	0	12
	8	68	49	0	19

CITY COURT JUDGE  
DETAIL

LEGISLATIVE DISTRICT OR TOWN	ELECTION DISTRICT	TOTAL VOTES	MELCHOR E. CASTRO  DEM	SCATTER	BLANK AND VOID
Leg. Dist. 22					
	9	44	26	0	18
	10	57	38	0	19
	11	70	48	0	22
	12	45	25	0	20
	13	21	11	0	10
	14	70	43	0	27
	15	81	61	0	20
	16	25	24	0	1
	17	31	23	0	8
	18	41	26	0	15
	19	43	31	0	12
	20	76	66	0	10
	21	53	35	0	18
	22	54	39	0	15
	23	45	30	0	15
	24	29	23	0	6
	25	174	117	1	56
	26	60	42	0	18
	27	65	51	0	14
Leg. Dist. 22		1,487	1,055	3	429
Leg. Dist. 23					
	1	68	51	1	16
	2	135	109	0	26
	3	94	73	0	21
	4	236	168	1	67
	5	93	69	0	24
	6	85	63	0	22
	7	112	88	1	23
	8	117	90	0	27
	9	107	83	0	24
	10	103	64	1	38
	11	152	123	1	28
	12	232	168	0	64
	13	150	104	0	46
	14	91	67	1	23
	15	79	58	1	20
	16	214	142	0	72
	17	199	136	0	63
	18	196	143	1	52
	19	156	100	2	54
	20	200	150	0	50
	21	193	133	1	59
	22	144	100	0	44
	23	78	54	0	24

CITY COURT JUDGE  
DETAIL

LEGISLATIVE DISTRICT OR TOWN	ELECTION DISTRICT	TOTAL VOTES	MELCHOR E. CASTRO	SCATTER	BLANK AND VOID
			DEM		
Leg. Dist. 23					
	24	156	109	0	47
	25	268	226	1	41
	26	291	215	0	76
	27	129	94	0	35
Leg. Dist. 23		4,078	2,980	12	1,086
Leg. Dist. 24					
	1	227	164	0	63
	2	186	143	0	43
	3	186	143	2	41
	4	159	111	0	48
	5	165	110	0	55
	6	115	85	0	30
	7	110	76	1	33
	8	139	103	0	36
	9	107	72	1	34
	10	169	127	1	41
	11	45	31	0	14
	12	36	25	0	11
	13	156	119	1	36
	14	177	126	0	51
	15	207	141	2	64
	16	125	89	2	34
	17	89	62	0	27
	18	109	80	0	29
	19	13	10	0	3
Leg. Dist. 24		2,520	1,817	10	693
Leg. Dist. 25					
	1	153	101	3	49
	2	104	69	1	34
	3	160	90	0	70
	4/12	192	124	3	65
	5	90	72	0	18
	6	131	93	1	37
	7	101	60	0	41
	8	121	82	0	39
	9	76	61	0	15
	10	137	96	0	41
	11	81	52	0	29
	13	89	60	0	29
	14/24	186	127	0	59
	15	79	49	0	30
	16	84	62	1	21
	17	38	25	0	13
	18	95	64	1	30

CITY COURT JUDGE  
DETAIL

LEGISLATIVE DISTRICT OR TOWN	ELECTION DISTRICT	TOTAL VOTES	MELCHOR E. CASTRO	SCATTER	BLANK AND VOID
			DEM		
Leg. Dist. 25					
	19	8	8	0	0
	20	12	8	0	4
	21	35	23	0	12
	22	104	74	0	30
	23	11	7	1	3
	25	182	105	2	75
Leg. Dist. 25		2,269	1,512	13	744
Leg. Dist. 26					
	1	255	165	0	90
	2	88	47	0	41
	3	63	36	0	27
	4	150	85	3	62
	5	100	72	1	27
	7	100	65	0	35
	8	93	60	0	33
	9	141	95	1	45
	10	112	85	0	27
	11	130	83	1	46
	12	130	73	0	57
	13	149	90	0	59
	14	158	101	1	56
	15	116	83	0	33
	16	155	97	1	57
	17	148	101	0	47
	18/19	90	62	0	28
Leg. Dist. 26		2,178	1,400	8	770
Leg. Dist. 27					
	1	135	102	0	33
	2	148	110	2	36
	3	124	78	0	46
	4	167	117	0	50
	5	159	118	0	41
	6	138	94	0	44
	7	142	92	0	50
	8	116	77	0	39
	9	184	135	1	48
	10	150	111	1	38
	11	139	81	0	58
	12	121	85	1	35
	13	128	93	0	35
	14	116	88	0	28
	15	124	65	2	57
	16	151	109	1	41
	17	58	45	1	12

CITY COURT JUDGE  
DETAIL

LEGISLATIVE DISTRICT OR TOWN	ELECTION DISTRICT	TOTAL VOTES	MELCHOR E. CASTRO		BLANK AND VOID
			DEM	SCATTER	
Leg. Dist. 27					
	18	112	75	0	37
	19	143	106	0	37
	20	87	59	0	28
	21	75	54	0	21
	22	176	112	2	62
	23	80	61	0	19
	27	115	87	0	28
	28	88	62	1	25
	31	63	36	0	27
Leg. Dist. 27		<u>3,239</u>	<u>2,252</u>	<u>12</u>	<u>975</u>
Leg. Dist. 28					
	1	77	60	1	16
	2	45	30	0	15
	3	50	38	0	12
	4	127	95	0	32
	5	87	56	1	30
	6	165	112	1	52
	7/17	140	99	0	41
	8	95	63	0	32
	9	108	69	0	39
	10/21	57	41	0	16
	11	96	73	0	23
	12	54	39	0	15
	13/25	66	49	0	17
	14	79	57	0	22
	15	34	20	1	13
	16	90	55	0	35
	18/19	73	48	0	25
	20	130	86	0	44
	22	36	24	0	12
	23/24	137	104	0	33
Leg. Dist. 28		<u>1,746</u>	<u>1,218</u>	<u>4</u>	<u>524</u>
Leg. Dist. 29					
	1/2	39	25	0	14
	3	77	64	0	13
	4	89	59	2	28
	5/7	87	62	1	24
	6	40	23	0	17
	8	81	55	0	26
	9	89	57	1	31
	10	91	58	0	33
	11	69	47	0	22
	12	71	52	0	19
	13	57	35	0	22

CITY COURT JUDGE  
DETAIL

LEGISLATIVE DISTRICT OR TOWN	ELECTION DISTRICT	TOTAL VOTES	MELCHOR E. CASTRO DEM	SCATTER	BLANK AND VOID
Leg. Dist. 29					
	14	97	61	0	36
	15	67	45	0	22
	16	24	17	0	7
	17	177	123	0	54
	18/27	136	85	0	51
	19	66	45	0	21
	20	105	76	0	29
	21	130	89	0	41
	22	86	62	0	24
	23	95	53	1	41
	24	112	83	0	29
	25	155	103	0	52
	26	47	31	0	16
Leg. Dist. 29		2,087	1,410	5	672
GRAND TOTAL:		22,802	15,885	75	6,842

MEMBER OF CITY COUNCIL  
EAST DISTRICT  
SUMMARY

LEGISLATIVE DISTRICT OR TOWN	TOTAL VOTES	ELAINE M. SPAULL	RICHARD D. TYSON	ELAINE M. SPAULL	ELAINE M. SPAULL	SCATTER	BLANK AND VOID
		DEM	REP	WOR	IND		
Leg. Dist. 21	2,533	1,527	538	158	113	1	196
Leg. Dist. 22	174	107	24	11	12	0	20
Leg. Dist. 23	4,078	2,526	915	235	184	8	210
Leg. Dist. 24	1,338	844	198	146	60	3	87
Leg. Dist. 25	8	6	2	0	0	0	0
GRAND TOTAL:	8,131	5,010	1,677	550	369	12	513

MEMBER OF CITY COUNCIL  
EAST DISTRICT  
DETAIL

LEGISLATIVE DISTRICT OR TOWN	ELECTION DISTRICT	TOTAL VOTES	ELAINE M. SPAULL	RICHARD D. TYSON	ELAINE M. SPAULL	ELAINE M. SPAULL	SCATTER	BLANK AND VOID
			DEM	REP	WOR	IND		
Leg. Dist. 21								
	1	171	90	48	12	9	1	11
	2	111	70	21	5	8	0	7
	5/16	156	77	51	12	7	0	9
	6	128	65	19	16	9	0	19
	7	206	127	49	10	8	0	12
	8/28	67	43	12	6	6	0	0
	9	140	86	34	7	7	0	6
	10	248	156	59	8	12	0	13
	12	165	91	37	12	10	0	15
	13	79	49	5	17	4	0	4
	14	54	25	20	3	0	0	6
	15	121	73	28	8	3	0	9
	17	111	74	21	5	4	0	7
	18/26/31	108	77	12	3	3	0	13
	19	29	19	1	1	2	0	6
	20	72	42	17	7	6	0	0
	21	88	59	17	4	1	0	7
	22	72	40	16	2	2	0	12
	23/32	83	55	9	4	4	0	11
	24	176	99	47	13	5	0	12
	25	101	81	6	2	2	0	10
	27	45	28	8	1	1	0	7
	30	2	1	1	0	0	0	0
Leg. Dist. 21		2,533	1,527	538	158	113	1	196
Leg. Dist. 22								
	25	174	107	24	11	12	0	20
Leg. Dist. 22		174	107	24	11	12	0	20
Leg. Dist. 23								
	1	68	38	19	10	0	0	1
	2	135	88	23	6	8	0	10
	3	94	59	21	11	1	0	2
	4	236	157	41	16	14	2	6
	5	93	56	17	5	8	1	6
	6	85	55	19	4	3	0	4
	7	112	68	14	16	8	0	6
	8	117	76	20	7	8	0	6
	9	107	81	18	4	1	0	3
	10	103	59	24	6	6	2	6
	11	152	110	22	12	6	0	2
	12	232	142	67	5	8	0	10
	13	150	87	45	2	8	0	8
	14	91	57	22	7	4	0	1



MEMBER OF CITY COUNCIL  
EAST DISTRICT  
DETAIL

LEGISLATIVE DISTRICT OR TOWN	ELECTION DISTRICT	TOTAL VOTES	ELAINE M. SPAULL	RICHARD D. TYSON	ELAINE M. SPAULL	ELAINE M. SPAULL	SCATTER	BLANK AND VOID
			DEM	REP	WOR	IND		
Leg. Dist. 23								
	15	79	51	14	5	3	0	6
	16	214	104	46	22	16	1	25
	17	199	116	40	18	10	0	15
	18	196	105	65	6	9	0	11
	19	156	86	53	4	4	0	9
	20	200	131	44	10	9	0	6
	21	193	119	49	10	5	0	10
	22	144	91	33	11	5	0	4
	23	78	46	16	4	6	1	5
	24	156	95	35	3	8	0	15
	25	268	182	51	13	12	0	10
	26	291	198	55	11	11	0	16
	27	129	69	42	7	3	1	7
Leg. Dist. 23		4,078	2,526	915	235	184	8	210
Leg. Dist. 24								
	1	227	145	30	29	8	0	15
	2	186	127	23	27	5	0	4
	4	159	99	27	18	7	0	8
	10	169	112	24	19	6	1	7
	13	156	105	16	21	8	1	5
	15	207	117	32	14	10	1	33
	16	125	68	28	13	6	0	10
	18	109	71	18	5	10	0	5
Leg. Dist. 24		1,338	844	198	146	60	3	87
Leg. Dist. 25								
	19	8	6	2	0	0	0	0
Leg. Dist. 25		8	6	2	0	0	0	0
GRAND TOTAL:		8,131	5,010	1,677	550	369	12	513

MEMBER OF CITY COUNCIL  
 NORTHEAST DISTRICT  
 SUMMARY

<u>LEGISLATIVE DISTRICT OR TOWN</u>	<u>TOTAL VOTES</u>	LOVELY A. WARREN <u>DEM</u>	<u>SCATTER</u>	<u>BLANK AND VOID</u>
Leg. Dist. 16	6	5	0	1
Leg. Dist. 21	265	201	1	63
Leg. Dist. 22	1,313	1,028	2	283
Leg. Dist. 25	182	114	2	66
Leg. Dist. 29	1,910	1,356	12	542
GRAND TOTAL:	<u>3,676</u>	<u>2,704</u>	<u>17</u>	<u>955</u>

MEMBER OF CITY COUNCIL  
NORTHEAST DISTRICT  
DETAIL

LEGISLATIVE DISTRICT OR TOWN	ELECTION DISTRICT	TOTAL VOTES	LOVELY A. WARREN DEM	SCATTER	BLANK AND VOID
Leg. Dist. 16	1	6	5	0	1
Leg. Dist. 16		6	5	0	1
Leg. Dist. 21	3	104	75	1	28
	4	68	53	0	15
	11	60	43	0	17
	29	33	30	0	3
Leg. Dist. 21		265	201	1	63
Leg. Dist. 22	1	91	76	0	15
	2	23	18	0	5
	3	47	32	1	14
	4	30	25	0	5
	5	58	50	1	7
	6	54	44	0	10
	7	32	26	0	6
	8	68	49	0	19
	9	44	29	0	15
	10	57	43	0	14
	11	70	54	0	16
	12	45	35	0	10
	13	21	13	0	8
	14	70	46	0	24
	15	81	69	0	12
	16	25	23	0	2
	17	31	25	0	6
	18	41	31	0	10
	19	43	35	0	8
	20	76	68	0	8
	21	53	36	0	17
	22	54	42	0	12
	23	45	38	0	7
	24	29	25	0	4
	26	60	45	0	15
	27	65	51	0	14
Leg. Dist. 22		1,313	1,028	2	283
Leg. Dist. 25	25	182	114	2	66
Leg. Dist. 25		182	114	2	66
Leg. Dist. 29	1/2	39	26	0	13
	3	77	68	1	8

MEMBER OF CITY COUNCIL  
NORTHEAST DISTRICT  
DETAIL

LEGISLATIVE DISTRICT OR TOWN	ELECTION DISTRICT	TOTAL VOTES	LOVELY A. WARREN DEM	SCATTER	BLANK AND VOID
Leg. Dist. 29	4	89	60	2	27
	57	87	70	1	16
	6	40	21	0	19
	8	81	55	1	25
	9	89	59	1	29
	10	91	66	0	25
	11	69	48	0	21
	12	71	59	0	12
	13	57	41	0	16
	14	97	59	0	38
	15	67	53	0	14
	16	24	20	0	4
	18/27	136	78	2	56
	19	66	50	0	16
	20	105	74	1	30
	21	130	89	0	41
	22	86	68	0	18
	23	95	67	1	27
	24	112	86	2	24
	25	155	110	0	45
	26	47	29	0	18
Leg. Dist. 29		<u>1,910</u>	<u>1,356</u>	<u>12</u>	<u>542</u>
GRAND TOTAL:		<u><u>3,676</u></u>	<u><u>2,704</u></u>	<u><u>17</u></u>	<u><u>955</u></u>

MEMBER OF CITY COUNCIL  
NORTHWEST DISTRICT  
SUMMARY

LEGISLATIVE DISTRICT OR TOWN	TOTAL VOTES	CARLA M. PALUMBO DEM	ANDREAS M. RAU REP	CARLA M. PALUMBO IND	SCATTER	BLANK AND VOID
Leg. Dist. 07	394	187	112	51	0	44
Leg. Dist. 25	119	81	9	3	6	20
Leg. Dist. 26	2,178	1,195	607	182	18	176
Leg. Dist. 27	378	220	73	20	16	49
Leg. Dist. 28	1,746	1,078	373	101	15	179
Leg. Dist. 29	177	91	47	14	1	24
GRAND TOTAL:	<u>4,992</u>	<u>2,852</u>	<u>1,221</u>	<u>371</u>	<u>56</u>	<u>492</u>

MEMBER OF CITY COUNCIL  
NORTHWEST DISTRICT  
DETAIL

LEGISLATIVE DISTRICT OR TOWN	ELECTION DISTRICT	TOTAL VOTES	CARLA M. PALUMBO	ANDREAS M. RAU	CARLA M. PALUMBO	SCATTER	BLANK AND VOID
			DEM	REP	IND		
<u>Leg. Dist. 07</u>							
	1	230	110	65	35	0	20
	2	164	77	47	16	0	24
Leg. Dist. 07		<u>394</u>	<u>187</u>	<u>112</u>	<u>51</u>	<u>0</u>	<u>44</u>
<u>Leg. Dist. 25</u>							
	16	84	57	8	2	5	12
	21	35	24	1	1	1	8
Leg. Dist. 25		<u>119</u>	<u>81</u>	<u>9</u>	<u>3</u>	<u>6</u>	<u>20</u>
<u>Leg. Dist. 26</u>							
	1	255	141	63	24	2	25
	2	88	43	26	8	0	11
	3	63	28	25	6	0	4
	4	150	86	48	9	0	7
	5	100	56	23	7	2	12
	7	100	56	28	6	1	9
	8	93	52	19	9	0	13
	9	141	67	52	14	1	7
	10	112	68	30	6	0	8
	11	130	63	37	12	3	15
	12	130	65	44	17	0	4
	13	149	90	40	7	0	12
	14	158	87	47	11	3	10
	15	116	75	29	6	0	6
	16	155	87	41	13	1	13
	17	148	85	35	15	3	10
	18/19	90	46	20	12	2	10
Leg. Dist. 26		<u>2,178</u>	<u>1,195</u>	<u>607</u>	<u>182</u>	<u>18</u>	<u>176</u>
<u>Leg. Dist. 27</u>							
	18	112	57	23	5	9	18
	27	115	75	15	7	3	15
	28	88	53	18	4	4	9
	31	63	35	17	4	0	7
Leg. Dist. 27		<u>378</u>	<u>220</u>	<u>73</u>	<u>20</u>	<u>16</u>	<u>49</u>
<u>Leg. Dist. 28</u>							
	1	77	49	18	5	1	4
	2	45	27	10	2	0	6
	3	50	35	7	2	1	5
	4	127	85	25	6	1	10
	5	87	59	17	3	0	8
	6	165	100	42	6	1	16
	7/17	140	90	28	5	1	16
	8	95	55	10	8	4	18
	9	108	57	34	7	1	9

MEMBER OF CITY COUNCIL  
NORTHWEST DISTRICT  
DETAIL

LEGISLATIVE DISTRICT OR TOWN	ELECTION DISTRICT	TOTAL VOTES	CARLA M. PALUMBO	ANDREAS M. RAU	CARLA M. PALUMBO	SCATTER	BLANK AND VOID
			DEM	REP	IND		
Leg. Dist. 28							
	10/21	57	30	16	7	1	3
	11	96	61	25	5	0	5
	12	54	34	9	3	1	7
	13/25	66	43	14	3	0	6
	14	79	51	17	5	0	6
	15	34	17	9	2	0	6
	16	90	59	14	7	0	10
	18/19	73	45	14	5	0	9
	20	130	71	33	9	2	15
	22	36	21	7	2	1	5
	23/24	137	89	24	9	0	15
Leg. Dist. 28		1,746	1,078	373	101	15	179
Leg. Dist. 29							
	17	177	91	47	14	1	24
Leg. Dist. 29		177	91	47	14	1	24
GRAND TOTAL:		4,992	2,852	1,221	371	56	492

MEMBER OF CITY COUNCIL  
SOUTH DISTRICT  
SUMMARY

LEGISLATIVE DISTRICT OR TOWN	TOTAL VOTES	ADAM C. MCFADDEN	DIANE WATKINS	ALEXANDER J. WHITE	SCATTER	BLANK AND VOID
		DEM	WOR	GRN		
Leg. Dist. 24	1,182	532	242	243	2	163
Leg. Dist. 25	1,960	1,338	239	202	4	177
Leg. Dist. 27	2,861	1,965	466	171	6	253
GRAND TOTAL:	6,003	3,835	947	616	12	593



MEMBER OF CITY COUNCIL  
SOUTH DISTRICT  
DETAIL

LEGISLATIVE DISTRICT OR TOWN	ELECTION DISTRICT	TOTAL VOTES	ADAM C. MCFADDEN	DIANE WATKINS	ALEXANDER J. WHITE	SCATTER	BLANK AND VOID
			DEM	WOR	GRN		
Leg. Dist. 24							
	3	186	88	45	35	0	18
	5	165	67	34	33	1	30
	6	115	51	19	31	0	14
	7	110	44	24	18	0	24
	8	139	68	29	30	0	12
	9	107	39	30	21	0	17
	11	45	22	7	6	0	10
	12	36	22	2	4	0	8
	14	177	73	36	55	1	12
	17	89	51	14	6	0	18
	19	13	7	2	4	0	0
Leg. Dist. 24		1,182	532	242	243	2	163
Leg. Dist. 25							
	1	153	78	29	25	2	19
	2	104	74	11	11	1	7
	3	160	129	8	7	0	16
	4/12	192	97	35	40	0	20
	5	90	76	11	1	0	2
	6	131	70	19	26	0	16
	7	101	82	7	2	0	10
	8	121	105	11	1	0	4
	9	76	67	5	0	0	4
	10	137	100	16	10	0	11
	11	81	66	6	1	0	8
	13	89	76	3	7	0	3
	14/24	186	99	29	31	0	27
	15	79	57	12	2	0	8
	17	38	32	2	1	0	3
	18	95	65	13	9	0	8
	20	12	8	1	2	0	1
	22	104	50	20	23	1	10
	23	11	7	1	3	0	0
Leg. Dist. 25		1,960	1,338	239	202	4	177
Leg. Dist. 27							
	1	135	87	16	17	0	15
	2	148	98	30	8	0	12
	3	124	72	25	14	0	13
	4	167	99	30	25	0	13
	5	159	106	29	6	0	18
	6	138	96	22	8	0	12
	7	142	86	26	7	0	23
	8	116	88	14	2	0	12

MEMBER OF CITY COUNCIL  
SOUTH DISTRICT  
DETAIL

LEGISLATIVE DISTRICT OR TOWN	ELECTION DISTRICT	TOTAL VOTES	ADAM C. MCFADDEN	DIANE WATKINS	ALEXANDER J. WHITE	SCATTER	BLANK AND VOID
			DEM	WOR	GRN		
Leg. Dist. 27							
	9	184	140	26	10	0	8
	10	150	78	38	16	1	17
	11	139	89	24	13	1	12
	12	121	87	14	11	1	8
	13	128	94	22	5	0	7
	14	116	92	17	4	0	3
	15	124	89	17	1	0	17
	16	151	98	33	4	1	15
	17	58	43	9	4	0	2
	19	143	117	19	5	0	2
	20	87	66	13	2	0	6
	21	75	51	13	3	1	7
	22	176	125	18	4	1	28
	23	80	64	11	2	0	3
Leg. Dist. 27		<u>2,861</u>	<u>1,965</u>	<u>466</u>	<u>171</u>	<u>6</u>	<u>253</u>
GRAND TOTAL:		<u><u>6,003</u></u>	<u><u>3,835</u></u>	<u><u>947</u></u>	<u><u>616</u></u>	<u><u>12</u></u>	<u><u>593</u></u>

COMMISSIONER OF SCHOOLS  
CITY OF ROCHESTER  
(VOTE FOR 4)  
PART 1 OF 2  
SUMMARY

LEGISLATIVE DISTRICT OR TOWN	TOTAL VOTES	MALIK D. EVANS	MARY B. ADAMS	WILLA POWELL	MELISZA E. CAMPOS	MIA C. HODGINS	GLENNY A. WILLIAMS	WILLA POWELL	MELISZA E. CAMPOS
		DEM	DEM	DEM	DEM	WOR	WOR	WOR	WOR
Leg. Dist. 07	1,576	179	172	161	168	53	45	47	38
Leg. Dist. 16	24	3	3	4	3	0	0	1	0
Leg. Dist. 21	11,192	1,592	1,494	1,475	1,516	398	340	268	233
Leg. Dist. 22	5,948	1,036	887	939	902	117	128	78	63
Leg. Dist. 23	16,312	2,288	2,153	2,102	2,346	541	483	345	298
Leg. Dist. 24	10,080	1,405	1,296	1,269	1,390	382	307	304	284
Leg. Dist. 25	9,076	1,495	1,332	1,359	1,337	225	211	137	132
Leg. Dist. 26	8,712	1,031	1,014	967	1,005	334	307	224	200
Leg. Dist. 27	12,956	2,221	1,921	1,949	1,936	387	369	244	214
Leg. Dist. 28	6,984	1,013	940	933	949	238	218	159	148
Leg. Dist. 29	8,348	1,275	1,100	1,143	1,163	245	262	169	152
GRAND TOTAL:	91,208	13,538	12,312	12,301	12,715	2,920	2,670	1,976	1,762

COMMISSIONER OF SCHOOLS  
CITY OF ROCHESTER  
(VOTE FOR 4)  
PART 2 OF 2  
SUMMARY

LEGISLATIVE DISTRICT OR TOWN	TOTAL VOTES	MALIK D. EVANS	MELISZA E. CAMPOS	HOWARD J. EAGLE	MARY B. ADAMS	WALLACE R. SMITH	MIA C. HODGINS	SCATTER	BLANK AND VOID
		IND	IND	GRN	GRN	GRN	RPU		
Leg. Dist. 07	1,576	45	52	49	51	56	15	2	443
Leg. Dist. 16	24	0	0	0	0	0	0	0	10
Leg. Dist. 21	11,192	193	178	330	236	328	113	29	2,469
Leg. Dist. 22	5,948	59	44	109	61	110	36	6	1,373
Leg. Dist. 23	16,312	307	293	498	428	482	159	65	3,524
Leg. Dist. 24	10,080	170	148	382	353	359	114	23	1,894
Leg. Dist. 25	9,076	92	97	256	192	252	59	23	1,877
Leg. Dist. 26	8,712	194	181	274	204	291	85	29	2,372
Leg. Dist. 27	12,956	120	118	333	202	301	81	22	2,538
Leg. Dist. 28	6,984	102	80	183	105	201	57	12	1,646
Leg. Dist. 29	8,348	134	113	201	150	200	74	23	1,944
GRAND TOTAL:	91,208	1,416	1,304	2,615	1,982	2,580	793	234	20,090

COMMISSIONER OF SCHOOLS  
CITY OF ROCHESTER  
(VOTE FOR 4)  
PART 1 OF 2  
DETAIL

LEGISLATIVE DISTRICT OR TOWN	ELECTION DISTRICT	TOTAL VOTES	MALIK D. EVANS	MARY B. ADAMS	WILLA POWELL	MELISZA E. CAMPOS	MIA C. HODGINS	GLENNY A. WILLIAMS	WILLA POWELL	MELISZA E. CAMPOS
			DEM	DEM	DEM	DEM	WOR	WOR	WOR	WOR
Leg. Dist. 07										
	1	920	104	101	97	105	37	32	27	23
	2	656	75	71	64	63	16	13	20	15
Leg. Dist. 07		1,576	179	172	161	168	53	45	47	38
Leg. Dist. 16										
	1	24	3	3	4	3	0	0	1	0
Leg. Dist. 16		24	3	3	4	3	0	0	1	0
Leg. Dist. 21										
	1	684	78	76	67	73	29	30	22	19
	2	444	62	60	53	62	14	23	12	8
	3	416	63	59	53	56	9	8	7	6
	4	272	42	36	36	40	9	9	9	3
	5/16	624	80	75	86	81	24	24	16	15
	6	512	57	59	56	58	21	13	14	10
	7	824	124	108	109	122	27	22	16	17
	8/28	268	34	44	36	36	15	6	6	6
	9	560	69	71	78	78	18	8	3	8
	10	992	145	141	137	142	23	22	27	19
	11	240	37	30	33	31	8	7	3	6
	12	660	90	81	85	84	32	26	20	22
	13	316	50	39	45	39	9	11	10	9
	14	216	25	25	21	23	7	8	7	6
	15	484	70	63	62	66	18	16	15	11
	17	444	64	54	64	62	22	12	13	7
	18/26/31	432	75	63	65	64	11	10	4	3
	19	116	24	20	18	18	2	2	3	2
	20	288	45	46	40	43	9	10	8	8
	21	352	56	47	50	51	15	11	6	6
	22	288	39	36	36	37	9	9	8	6
	23/32	332	47	44	48	42	20	8	6	6

COMMISSIONER OF SCHOOLS  
CITY OF ROCHESTER  
(VOTE FOR 4)  
PART 1 OF 2  
DETAIL

LEGISLATIVE DISTRICT OR TOWN	ELECTION DISTRICT	TOTAL VOTES	MALIK D. EVANS	MARY B. ADAMS	WILLA POWELL	MELISZA E. CAMPOS	MIA C. HODGINS	GLENNY A. WILLIAMS	WILLA POWELL	MELISZA E. CAMPOS
			DEM	DEM	DEM	DEM	WOR	WOR	WOR	WOR
Leg. Dist. 21										
	24	704	86	89	81	92	29	27	26	23
	25	404	78	71	66	64	10	9	2	1
	27	180	26	30	26	25	4	4	3	4
	29	132	25	26	23	26	3	4	1	1
	30	8	1	1	1	1	1	1	1	1
Leg. Dist. 21		11,192	1,592	1,494	1,475	1,516	398	340	268	233
Leg. Dist. 22										
	1	364	67	56	61	58	7	8	5	1
	2	92	15	15	12	15	2	2	2	0
	3	188	22	18	20	26	5	2	2	0
	4	120	20	18	20	22	3	2	0	0
	5	232	47	38	41	40	5	5	3	3
	6	216	44	35	36	35	2	1	1	1
	7	128	23	19	16	19	1	2	1	0
	8	272	47	43	38	43	4	10	4	4
	9	176	31	24	28	25	2	4	2	1
	10	228	45	41	44	34	2	3	1	2
	11	280	44	37	44	37	8	8	2	2
	12	180	32	22	25	26	5	5	3	1
	13	84	9	8	12	7	4	4	5	4
	14	280	37	39	40	37	5	12	6	4
	15	324	62	56	58	55	2	7	0	2
	16	100	19	21	21	22	3	1	1	1
	17	124	23	20	23	19	1	1	1	0
	18	164	24	23	25	26	3	4	4	3
	19	172	30	27	32	26	5	3	1	0
	20	304	60	52	54	52	4	7	7	4
	21	212	36	26	30	30	3	2	1	2
	22	216	44	31	29	28	2	4	3	4
	23	180	32	21	22	19	5	5	4	2

COMMISSIONER OF SCHOOLS  
CITY OF ROCHESTER  
(VOTE FOR 4)  
PART 1 OF 2  
DETAIL

LEGISLATIVE DISTRICT OR TOWN	ELECTION DISTRICT	TOTAL VOTES	MALIK D. EVANS	MARY B. ADAMS	WILLA POWELL	MELISZA E. CAMPOS	MIA C. HODGINS	GLENNY A. WILLIAMS	WILLA POWELL	MELISZA E. CAMPOS
			DEM	DEM	DEM	DEM	WOR	WOR	WOR	WOR
<u>Leg. Dist. 22</u>										
	24	116	19	18	22	20	4	1	1	2
	25	696	107	100	103	97	23	14	11	12
	26	240	42	36	37	39	5	4	2	4
	27	260	55	43	46	45	2	7	5	4
Leg. Dist. 22		5,948	1,036	887	939	902	117	128	78	63
<u>Leg. Dist. 23</u>										
	1	272	34	33	33	34	9	8	7	9
	2	540	77	72	70	75	14	15	14	13
	3	376	39	49	45	44	24	17	15	15
	4	944	126	126	125	144	28	20	15	11
	5	372	52	49	45	50	8	6	6	5
	6	340	47	47	48	50	17	11	4	5
	7	448	63	52	57	55	17	16	16	15
	8	468	64	59	55	70	14	20	13	9
	9	428	66	56	58	70	14	14	8	6
	10	412	54	50	52	51	13	9	6	9
	11	608	90	90	84	95	19	14	12	14
	12	928	136	129	130	141	28	26	13	12
	13	600	77	72	68	77	12	10	13	7
	14	364	50	46	51	50	15	8	10	7
	15	316	45	42	44	46	13	11	11	8
	16	856	107	102	90	97	35	33	34	24
	17	796	107	104	101	110	23	18	19	20
	18	784	116	92	107	112	29	31	19	13
	19	624	74	76	69	75	31	20	13	10
	20	800	117	105	105	116	29	22	13	10
	21	772	104	100	90	113	22	24	13	16
	22	576	91	86	76	97	17	14	11	11
	23	312	37	45	41	41	15	12	6	6
	24	624	91	90	92	101	10	17	8	5

COMMISSIONER OF SCHOOLS  
CITY OF ROCHESTER  
(VOTE FOR 4)  
PART 1 OF 2  
DETAIL

LEGISLATIVE DISTRICT OR TOWN	ELECTION DISTRICT	TOTAL VOTES	MALIK D. EVANS	MARY B. ADAMS	WILLA POWELL	MELISZA E. CAMPOS	MIA C. HODGINS	GLENNY A. WILLIAMS	WILLA POWELL	MELISZA E. CAMPOS
			DEM	DEM	DEM	DEM	WOR	WOR	WOR	WOR
Leg. Dist. 23										
	25	1,072	175	161	158	182	27	35	17	12
	26	1,164	186	162	149	185	38	34	19	14
	27	516	63	58	59	65	20	18	10	12
Leg. Dist. 23		16,312	2,288	2,153	2,102	2,346	541	483	345	298
Leg. Dist. 24										
	1	908	122	113	108	121	29	27	30	32
	2	744	117	105	94	119	30	23	18	19
	3	744	109	100	90	109	36	16	20	18
	4	636	92	91	79	92	30	20	20	22
	5	660	80	73	86	81	28	25	18	15
	6	460	60	63	68	63	18	14	16	15
	7	440	52	61	50	59	13	10	9	11
	8	556	74	77	69	79	20	16	13	9
	9	428	58	49	45	49	13	10	15	11
	10	676	93	85	72	102	23	23	18	18
	11	180	27	25	24	26	8	4	7	4
	12	144	24	19	24	22	3	3	2	2
	13	624	93	81	83	86	29	28	23	21
	14	708	105	79	85	89	34	27	30	29
	15	828	114	94	107	107	29	26	26	21
	16	500	64	59	68	65	19	9	20	16
	17	356	43	53	50	52	8	9	4	8
	18	436	69	63	59	61	10	15	13	11
	19	52	9	6	8	8	2	2	2	2
Leg. Dist. 24		10,080	1,405	1,296	1,269	1,390	382	307	304	284
Leg. Dist. 25										
	1	612	90	83	87	90	22	16	8	14
	2	416	74	61	62	57	8	10	3	4
	3	640	114	85	86	83	14	14	6	3



COMMISSIONER OF SCHOOLS  
CITY OF ROCHESTER  
(VOTE FOR 4)  
PART 1 OF 2  
DETAIL

LEGISLATIVE DISTRICT OR TOWN	ELECTION DISTRICT	TOTAL VOTES	MALIK D. EVANS	MARY B. ADAMS	WILLA POWELL	MELISZA E. CAMPOS	MIA C. HODGINS	GLENNY A. WILLIAMS	WILLA POWELL	MELISZA E. CAMPOS
			DEM	DEM	DEM	DEM	WOR	WOR	WOR	WOR
Leg. Dist. 25										
	4/12	768	98	98	85	92	30	23	19	27
	5	360	73	63	70	72	4	15	4	4
	6	524	76	75	78	69	25	13	13	15
	7	404	70	63	64	62	4	6	4	3
	8	484	96	83	85	82	10	8	7	2
	9	304	65	53	53	51	4	2	4	3
	10	548	99	84	93	94	7	12	7	6
	11	324	58	49	49	50	3	9	4	0
	13	356	66	53	60	54	4	15	3	2
	14/24	744	107	115	110	106	15	9	9	12
	15	316	52	43	46	44	6	5	4	2
	16	336	58	54	61	58	8	8	2	3
	17	152	29	23	24	23	2	2	1	2
	18	380	59	59	56	57	8	9	9	4
	19	32	6	6	6	7	1	1	1	1
	20	48	6	4	3	6	2	3	1	1
	21	140	26	20	23	22	4	1	1	0
	22	416	66	63	58	58	22	16	11	16
	23	44	5	5	5	5	2	0	0	0
	25	728	102	90	95	95	20	14	16	8
Leg. Dist. 25		9,076	1,495	1,332	1,359	1,337	225	211	137	132
Leg. Dist. 26										
	1	1,020	121	119	114	126	36	36	29	25
	2	352	34	36	35	32	10	9	7	8
	3	252	26	23	21	25	9	11	8	10
	4	600	64	74	72	65	27	24	16	19
	5	400	47	48	45	43	23	17	12	13
	7	400	55	50	49	45	14	15	9	11
	8	372	51	49	46	48	14	6	8	7
	9	564	65	62	53	61	25	27	21	14

COMMISSIONER OF SCHOOLS  
CITY OF ROCHESTER  
(VOTE FOR 4)  
PART 1 OF 2  
DETAIL

LEGISLATIVE DISTRICT OR TOWN	ELECTION DISTRICT	TOTAL VOTES	MALIK D. EVANS	MARY B. ADAMS	WILLA POWELL	MELISZA E. CAMPOS	MIA C. HODGINS	GLENNY A. WILLIAMS	WILLA POWELL	MELISZA E. CAMPOS
			DEM	DEM	DEM	DEM	WOR	WOR	WOR	WOR
Leg. Dist. 26										
	10	448	57	63	59	65	18	16	14	10
	11	520	55	61	58	61	19	15	10	8
	12	520	51	52	49	51	23	14	13	14
	13	596	71	62	61	69	17	19	12	12
	14	632	72	70	68	68	27	31	23	23
	15	464	63	61	59	65	16	13	10	3
	16	620	75	68	64	62	23	22	16	12
	17	592	71	74	68	75	25	25	10	9
	18/19	360	53	42	46	44	8	7	6	2
Leg. Dist. 26		8,712	1,031	1,014	967	1,005	334	307	224	200
Leg. Dist. 27										
	1	540	92	85	86	85	9	16	9	8
	2	592	97	82	90	84	19	26	12	12
	3	496	80	61	71	66	18	18	9	12
	4	668	111	92	94	98	19	23	22	15
	5	636	104	95	92	104	18	17	14	11
	6	552	98	95	90	76	13	10	8	8
	7	568	88	69	76	71	17	22	20	17
	8	464	82	81	74	69	15	11	7	2
	9	736	126	126	99	114	24	22	11	12
	10	600	92	81	85	87	24	15	10	10
	11	556	96	82	88	84	20	14	8	8
	12	484	89	82	84	83	15	9	8	6
	13	512	96	86	87	83	15	15	7	7
	14	464	90	71	73	74	8	8	8	5
	15	496	96	58	67	62	18	14	7	7
	16	604	109	93	94	99	17	22	9	5
	17	232	42	34	36	33	10	12	7	7
	18	448	57	55	55	55	11	15	15	13
	19	572	111	90	96	96	15	15	7	5

COMMISSIONER OF SCHOOLS  
CITY OF ROCHESTER  
(VOTE FOR 4)  
PART 1 OF 2  
DETAIL

LEGISLATIVE DISTRICT OR TOWN	ELECTION DISTRICT	TOTAL VOTES	MALIK D. EVANS	MARY B. ADAMS	WILLA POWELL	MELISZA E. CAMPOS	MIA C. HODGINS	GLENNY A. WILLIAMS	WILLA POWELL	MELISZA E. CAMPOS
			DEM	DEM	DEM	DEM	WOR	WOR	WOR	WOR
Leg. Dist. 27										
	20	348	63	53	58	56	8	5	2	3
	21	300	57	48	47	50	10	6	4	3
	22	704	113	103	107	101	20	18	12	15
	23	320	62	49	49	57	9	8	6	4
	27	460	84	77	74	74	11	13	6	5
	28	352	54	45	47	45	15	7	10	8
	31	252	32	28	30	30	9	8	6	6
Leg. Dist. 27		12,956	2,221	1,921	1,949	1,936	387	369	244	214
Leg. Dist. 28										
	1	308	48	39	45	45	8	12	11	6
	2	180	28	25	24	22	9	12	8	8
	3	200	32	30	32	31	5	5	5	4
	4	508	86	76	74	74	10	10	7	4
	5	348	43	45	48	47	16	12	4	8
	6	660	96	94	85	99	23	19	18	9
	7/17	560	81	76	75	82	23	16	9	10
	8	380	57	47	49	44	8	10	9	8
	9	432	50	50	42	48	25	18	13	15
	10/21	228	29	28	23	30	6	7	7	6
	11	384	65	56	60	60	13	15	6	7
	12	216	37	31	31	30	3	5	5	6
	13/25	264	39	45	40	41	4	4	6	4
	14	316	49	42	44	44	9	11	7	5
	15	136	16	20	23	18	4	4	3	1
	16	360	49	46	42	46	20	11	8	9
	18/19	292	41	37	39	35	7	9	3	5
	20	520	65	61	55	57	23	23	16	21
	22	144	21	15	18	18	7	5	4	5
	23/24	548	81	77	84	78	15	10	10	7

COMMISSIONER OF SCHOOLS  
CITY OF ROCHESTER  
(VOTE FOR 4)  
PART 1 OF 2  
DETAIL

LEGISLATIVE DISTRICT OR TOWN	ELECTION DISTRICT	TOTAL VOTES	MALIK D. EVANS	MARY B. ADAMS	WILLA POWELL	MELISZA E. CAMPOS	MIA C. HODGINS	GLENNY A. WILLIAMS	WILLA POWELL	MELISZA E. CAMPOS
			DEM	DEM	DEM	DEM	WOR	WOR	WOR	WOR
Leg. Dist. 28		6,984	1,013	940	933	949	238	218	159	148
Leg. Dist. 29										
	1/2	156	25	19	21	18	8	7	3	5
	3	308	54	46	45	49	10	12	5	4
	4	356	47	45	44	50	13	7	1	5
	5/7	348	56	47	53	53	13	17	8	7
	6	160	25	19	20	22	2	4	4	1
	8	324	43	42	50	46	16	12	7	5
	9	356	51	42	43	46	6	13	11	10
	10	364	58	48	50	50	13	10	9	6
	11	276	43	39	46	45	8	11	9	5
	12	284	49	39	43	46	13	17	11	7
	13	228	38	27	31	27	14	12	8	8
	14	388	57	42	46	51	15	15	9	3
	15	268	45	39	40	43	7	5	3	2
	16	96	19	16	16	18	2	1	1	1
	17	708	97	89	92	86	24	26	14	21
	18/27	544	69	64	61	63	10	17	12	13
	19	264	37	34	36	37	8	6	3	4
	20	420	65	52	61	54	14	11	10	8
	21	520	77	63	61	75	14	15	7	11
	22	344	61	57	49	53	6	3	7	3
	23	380	57	50	50	50	2	3	3	4
	24	448	75	60	66	64	5	12	10	9
	25	620	96	95	92	89	14	19	10	6
	26	188	31	26	27	28	8	7	4	4
Leg. Dist. 29		8,348	1,275	1,100	1,143	1,163	245	262	169	152
GRAND TOTAL:		91,208	13,538	12,312	12,301	12,715	2,920	2,670	1,976	1,762

COMMISSIONER OF SCHOOLS  
CITY OF ROCHESTER  
(VOTE FOR 4)  
PART 2 OF 2  
DETAIL

LEGISLATIVE DISTRICT OR TOWN	ELECTION DISTRICT	TOTAL VOTES	MALIK D. EVANS	MELISZA E. CAMPOS	HOWARD J. EAGLE	MARY B. ADAMS	WALLACE R. SMITH	MIA C. HODGINS	SCATTER	BLANK AND VOID
			IND	IND	GRN	GRN	GRN	RPU		
Leg. Dist. 07										
	1	920	25	32	34	33	35	13	1	221
	2	656	20	20	15	18	21	2	1	222
Leg. Dist. 07		1,576	45	52	49	51	56	15	2	443
Leg. Dist. 16										
	1	24	0	0	0	0	0	0	0	10
Leg. Dist. 16		24	0	0	0	0	0	0	0	10
Leg. Dist. 21										
	1	684	8	13	39	19	39	6	2	164
	2	444	5	9	15	10	15	6	5	85
	3	416	9	9	8	4	9	3	0	113
	4	272	4	3	4	3	6	2	2	64
	5/16	624	20	12	24	11	21	10	0	125
	6	512	6	9	16	16	14	5	0	158
	7	824	12	10	23	14	21	8	1	190
	8/28	268	3	3	9	5	5	3	2	55
	9	560	13	6	17	14	16	1	2	158
	10	992	21	17	13	22	20	9	5	229
	11	240	5	3	4	7	10	2	0	54
	12	660	11	15	25	13	19	6	1	130
	13	316	5	7	10	14	12	2	0	54
	14	216	5	8	7	7	9	1	0	57
	15	484	10	9	15	9	13	7	0	100
	17	444	9	8	14	10	12	6	0	87
	18/26/31	432	3	4	12	8	16	6	0	88
	19	116	3	0	3	1	3	1	0	16
	20	288	5	7	10	6	7	3	4	37
	21	352	4	3	10	8	12	3	1	69
	22	288	5	5	11	8	5	6	0	68
	23/32	332	6	4	7	6	9	4	0	75

COMMISSIONER OF SCHOOLS  
CITY OF ROCHESTER  
(VOTE FOR 4)  
PART 2 OF 2  
DETAIL

LEGISLATIVE DISTRICT OR TOWN	ELECTION DISTRICT	TOTAL VOTES	MALIK D. EVANS	MELISZA E. CAMPOS	HOWARD J. EAGLE	MARY B. ADAMS	WALLACE R. SMITH	MIA C. HODGINS	SCATTER	BLANK AND VOID
			IND	IND	GRN	GRN	GRN	RPU		
Leg. Dist. 21										
	24	704	13	10	22	13	20	8	3	162
	25	404	3	4	7	4	12	4	1	68
	27	180	3	0	4	4	2	1	0	44
	29	132	2	0	1	0	1	0	0	19
	30	8	0	0	0	0	0	0	0	0
Leg. Dist. 21		11,192	193	178	330	236	328	113	29	2,469
Leg. Dist. 22										
	1	364	1	2	11	1	11	3	0	72
	2	92	0	1	4	2	4	1	0	17
	3	188	4	1	3	2	1	0	2	80
	4	120	1	1	3	0	2	0	0	28
	5	232	1	1	3	1	4	3	0	37
	6	216	0	0	0	0	1	1	0	59
	7	128	1	0	2	1	3	2	0	38
	8	272	6	3	6	6	10	5	0	43
	9	176	0	1	3	0	2	0	0	53
	10	228	0	0	3	0	1	0	0	52
	11	280	3	3	8	6	8	1	0	69
	12	180	2	0	2	2	5	1	0	49
	13	84	1	1	2	1	0	0	0	26
	14	280	4	3	9	6	10	0	0	68
	15	324	1	1	3	2	5	1	0	69
	16	100	0	0	1	0	0	0	0	10
	17	124	3	2	1	1	1	0	0	28
	18	164	0	0	1	3	0	1	0	47
	19	172	0	0	1	0	5	1	0	41
	20	304	3	4	4	2	0	3	0	48
	21	212	0	0	3	2	5	5	0	67
	22	216	2	3	2	0	3	0	0	61
	23	180	0	0	4	2	3	0	0	61

COMMISSIONER OF SCHOOLS  
CITY OF ROCHESTER  
(VOTE FOR 4)  
PART 2 OF 2  
DETAIL

LEGISLATIVE DISTRICT OR TOWN	ELECTION DISTRICT	TOTAL VOTES	MALIK D. EVANS	MELISZA E. CAMPOS	HOWARD J. EAGLE	MARY B. ADAMS	WALLACE R. SMITH	MIA C. HODGINS	SCATTER	BLANK AND VOID
			IND	IND	GRN	GRN	GRN	RPU		
Leg. Dist. 22										
	24	116	2	2	0	2	1	1	0	21
	25	696	13	10	21	16	16	4	4	145
	26	240	7	2	3	1	2	3	0	53
	27	260	4	3	6	2	7	0	0	31
Leg. Dist. 22		5,948	59	44	109	61	110	36	6	1,373
Leg. Dist. 23										
	1	272	7	6	13	10	16	3	4	46
	2	540	8	8	19	20	18	4	0	113
	3	376	6	7	13	15	15	5	0	67
	4	944	19	17	28	22	27	11	0	225
	5	372	7	7	12	9	14	1	3	98
	6	340	10	10	9	7	13	1	0	61
	7	448	9	8	14	21	16	6	1	82
	8	468	11	11	19	15	22	11	1	74
	9	428	5	4	8	7	8	6	7	91
	10	412	5	9	10	7	10	1	2	124
	11	608	13	10	22	17	19	1	2	106
	12	928	21	23	26	15	20	4	1	203
	13	600	16	16	16	12	13	9	1	181
	14	364	7	9	12	11	14	5	4	65
	15	316	6	10	10	11	11	2	2	44
	16	856	22	16	18	28	24	12	4	210
	17	796	14	9	27	23	22	11	2	186
	18	784	13	16	22	23	19	6	6	160
	19	624	8	6	19	16	17	4	5	181
	20	800	11	14	47	26	32	8	4	141
	21	772	10	9	23	16	19	8	5	200
	22	576	11	9	20	19	15	5	2	92
	23	312	8	5	14	8	12	3	0	59
	24	624	9	7	17	13	21	2	0	141

COMMISSIONER OF SCHOOLS  
CITY OF ROCHESTER  
(VOTE FOR 4)  
PART 2 OF 2  
DETAIL

LEGISLATIVE DISTRICT OR TOWN	ELECTION DISTRICT	TOTAL VOTES	MALIK D. EVANS	MELISZA E. CAMPOS	HOWARD J. EAGLE	MARY B. ADAMS	WALLACE R. SMITH	MIA C. HODGINS	SCATTER	BLANK AND VOID
			IND	IND	GRN	GRN	GRN	RPU		
Leg. Dist. 23										
	25	1,072	21	22	20	24	25	12	8	173
	26	1,164	16	17	33	22	28	12	1	248
	27	516	14	8	7	11	12	6	0	153
Leg. Dist. 23		16,312	307	293	498	428	482	159	65	3,524
Leg. Dist. 24										
	1	908	23	11	36	39	32	10	8	167
	2	744	13	11	31	30	25	7	1	101
	3	744	11	8	26	29	31	5	0	136
	4	636	11	9	23	19	24	11	0	93
	5	660	13	9	19	17	20	2	2	172
	6	460	9	9	18	17	20	2	0	68
	7	440	8	7	16	9	16	1	2	116
	8	556	11	14	27	23	25	10	0	89
	9	428	6	8	13	17	13	10	1	110
	10	676	8	8	34	29	36	12	4	111
	11	180	1	2	3	1	2	1	0	45
	12	144	2	1	1	2	2	3	0	34
	13	624	11	7	31	26	29	5	1	70
	14	708	9	10	35	29	25	11	0	111
	15	828	14	11	26	28	24	14	1	186
	16	500	9	9	19	17	11	2	0	113
	17	356	4	4	8	5	8	0	0	100
	18	436	7	10	14	11	15	7	3	68
	19	52	0	0	2	5	1	1	0	4
Leg. Dist. 24		10,080	170	148	382	353	359	114	23	1,894
Leg. Dist. 25										
	1	612	7	5	18	15	20	5	8	124
	2	416	5	2	14	10	15	5	3	83
	3	640	3	5	16	7	15	3	1	185



COMMISSIONER OF SCHOOLS  
CITY OF ROCHESTER  
(VOTE FOR 4)  
PART 2 OF 2  
DETAIL

LEGISLATIVE DISTRICT OR TOWN	ELECTION DISTRICT	TOTAL VOTES	MALIK D. EVANS	MELISZA E. CAMPOS	HOWARD J. EAGLE	MARY B. ADAMS	WALLACE R. SMITH	MIA C. HODGINS	SCATTER	BLANK AND VOID
			IND	IND	GRN	GRN	GRN	RPU		
Leg. Dist. 25										
	4/12	768	11	13	39	40	41	7	1	144
	5	360	0	1	11	3	8	1	0	31
	6	524	6	8	16	20	16	6	0	88
	7	404	2	3	5	4	8	1	0	105
	8	484	4	1	13	1	7	2	1	82
	9	304	1	2	3	4	4	2	0	53
	10	548	8	6	9	8	15	3	0	97
	11	324	3	2	4	4	4	0	0	85
	13	356	3	1	12	5	12	1	0	65
	14/24	744	11	13	21	21	20	6	0	169
	15	316	2	3	5	5	5	3	2	89
	16	336	4	3	6	4	6	2	1	58
	17	152	1	0	3	2	3	0	0	37
	18	380	3	4	11	8	8	4	2	79
	19	32	0	0	1	1	1	0	0	0
	20	48	0	1	4	1	3	0	0	13
	21	140	1	1	5	3	2	0	3	28
	22	416	8	9	13	7	12	4	0	53
	23	44	2	0	3	2	3	1	1	10
	25	728	7	14	24	17	24	3	0	199
Leg. Dist. 25		9,076	92	97	256	192	252	59	23	1,877
Leg. Dist. 26										
	1	1,020	25	21	40	33	45	13	0	237
	2	352	8	8	10	8	13	3	0	131
	3	252	7	8	8	6	9	3	4	74
	4	600	16	11	16	13	19	5	5	154
	5	400	6	9	13	11	16	5	2	90
	7	400	7	5	12	9	12	3	0	104
	8	372	8	4	11	5	10	3	0	102
	9	564	16	16	21	16	24	7	4	132

COMMISSIONER OF SCHOOLS  
CITY OF ROCHESTER  
(VOTE FOR 4)  
PART 2 OF 2  
DETAIL

LEGISLATIVE DISTRICT OR TOWN	ELECTION DISTRICT	TOTAL VOTES	MALIK D. EVANS	MELISZA E. CAMPOS	HOWARD J. EAGLE	MARY B. ADAMS	WALLACE R. SMITH	MIA C. HODGINS	SCATTER	BLANK AND VOID
			IND	IND	GRN	GRN	GRN	RPU		
Leg. Dist. 26										
	10	448	9	10	14	6	9	3	1	94
	11	520	9	12	12	12	10	6	0	172
	12	520	14	10	11	12	18	6	0	182
	13	596	10	11	22	9	22	10	3	186
	14	632	17	13	26	17	16	7	0	154
	15	464	11	7	20	14	14	2	3	103
	16	620	8	17	19	18	26	7	4	179
	17	592	17	9	15	9	17	1	2	165
	18/19	360	6	10	4	6	11	1	1	113
Leg. Dist. 26		8,712	194	181	274	204	291	85	29	2,372
Leg. Dist. 27										
	1	540	3	5	14	8	16	4	0	100
	2	592	9	7	16	7	17	8	4	102
	3	496	3	4	16	15	16	5	0	102
	4	668	7	10	25	17	14	5	0	116
	5	636	7	6	16	13	17	3	0	119
	6	552	8	5	19	6	12	2	0	102
	7	568	7	7	14	12	11	6	0	131
	8	464	4	4	10	0	4	1	0	100
	9	736	5	2	23	14	20	4	3	131
	10	600	6	7	23	13	20	4	3	120
	11	556	5	6	13	4	13	7	0	108
	12	484	3	4	11	12	10	4	6	58
	13	512	4	3	6	6	7	0	0	90
	14	464	3	0	7	4	8	3	0	102
	15	496	3	2	11	7	10	4	1	129
	16	604	4	2	24	12	12	3	0	99
	17	232	3	1	5	2	5	0	0	35
	18	448	7	6	11	2	9	3	0	134
	19	572	4	3	9	6	15	3	0	97

COMMISSIONER OF SCHOOLS  
CITY OF ROCHESTER  
(VOTE FOR 4)  
PART 2 OF 2  
DETAIL

LEGISLATIVE DISTRICT OR TOWN	ELECTION DISTRICT	TOTAL VOTES	MALIK D. EVANS	MELISZA E. CAMPOS	HOWARD J. EAGLE	MARY B. ADAMS	WALLACE R. SMITH	MIA C. HODGINS	SCATTER	BLANK AND VOID
			IND	IND	GRN	GRN	GRN	RPU		
Leg. Dist. 27										
	20	348	2	1	4	6	2	3	0	82
	21	300	0	0	8	1	12	0	1	53
	22	704	5	6	14	9	14	2	4	161
	23	320	2	1	10	3	9	2	0	49
	27	460	5	10	9	7	13	2	0	70
	28	352	4	10	11	9	6	2	0	79
	31	252	7	6	4	7	9	1	0	69
Leg. Dist. 27		12,956	120	118	333	202	301	81	22	2,538
Leg. Dist. 28										
	1	308	4	4	8	3	6	1	0	68
	2	180	0	2	0	0	1	1	0	40
	3	200	2	0	5	1	1	1	0	46
	4	508	5	7	4	7	15	4	4	121
	5	348	10	8	5	4	13	0	0	85
	6	660	10	6	26	12	19	11	3	130
	7/17	560	8	2	9	6	8	1	3	151
	8	380	5	3	12	1	8	0	0	119
	9	432	10	4	18	12	24	5	0	98
	10/21	228	5	1	7	7	13	2	0	57
	11	384	4	4	11	5	11	3	0	64
	12	216	1	1	7	4	3	1	0	51
	13/25	264	6	5	7	1	4	2	0	56
	14	316	4	3	6	3	11	4	0	74
	15	136	2	3	4	3	1	1	0	33
	16	360	7	5	6	6	10	2	0	93
	18/19	292	4	5	10	4	12	3	0	78
	20	520	7	9	17	10	23	4	1	128
	22	144	2	1	5	5	6	2	1	29
	23/24	548	6	7	16	11	12	9	0	125

COMMISSIONER OF SCHOOLS  
CITY OF ROCHESTER  
(VOTE FOR 4)  
PART 2 OF 2  
DETAIL

LEGISLATIVE DISTRICT OR TOWN	ELECTION DISTRICT	TOTAL VOTES	MALIK D. EVANS	MELISZA E. CAMPOS	HOWARD J. EAGLE	MARY B. ADAMS	WALLACE R. SMITH	MIA C. HODGINS	SCATTER	BLANK AND VOID
			IND	IND	GRN	GRN	GRN	RPU		
Leg. Dist. 28		6,984	102	80	183	105	201	57	12	1,646
Leg. Dist. 29										
	1/2	156	2	1	4	3	5	2	0	33
	3	308	5	7	8	7	8	3	0	45
	4	356	7	5	9	5	8	3	10	97
	5/7	348	4	5	6	5	10	2	1	61
	6	160	2	2	1	0	3	3	0	52
	8	324	7	6	7	5	7	1	0	70
	9	356	5	5	5	4	6	2	0	107
	10	364	8	4	8	5	8	5	0	82
	11	276	2	3	4	3	3	4	0	51
	12	284	5	5	4	8	11	2	0	24
	13	228	3	3	8	4	7	0	0	38
	14	388	7	3	11	3	9	0	7	110
	15	268	3	0	6	4	7	3	0	61
	16	96	0	0	0	0	1	0	0	21
	17	708	19	8	25	16	18	10	1	162
	18/27	544	12	12	18	16	14	8	0	155
	19	264	3	5	8	9	10	3	0	61
	20	420	3	7	14	13	17	3	0	88
	21	520	3	5	15	11	17	7	0	139
	22	344	2	5	6	6	8	5	0	73
	23	380	3	2	2	2	1	1	4	146
	24	448	11	10	16	11	8	4	0	87
	25	620	15	10	10	8	11	1	0	144
	26	188	3	0	6	2	3	2	0	37
Leg. Dist. 29		8,348	134	113	201	150	200	74	23	1,944
GRAND TOTAL:		91,208	1,416	1,304	2,615	1,982	2,580	793	234	20,090

TOWN OF BRIGHTON  
SUPERVISOR

LEGISLATIVE DISTRICT OR TOWN	ELECTION DISTRICT	TOTAL VOTES	WILLIAM W. MOEHLE DEM	BRIAN C. CALLAHAN REP	BRIAN C. CALLAHAN CON	SUSAN KRAMARSKY IND	SCATTER	BLANK AND VOID
Brighton	1	262	166	41	10	41	0	4
	2	153	72	45	9	26	0	1
	3	187	96	50	9	21	0	11
	4	232	156	29	3	38	0	6
	5	216	151	28	7	27	0	3
	6	298	157	73	17	47	0	4
	7	158	91	25	11	29	0	2
	8	234	104	72	10	45	0	3
	9	230	135	44	20	26	0	5
	10	250	140	56	11	41	0	2
	11	236	115	57	13	47	0	4
	12	303	182	47	13	58	0	3
	13	191	101	50	7	27	0	6
	14	100	65	17	2	15	0	1
	15	182	93	45	10	28	0	6
	16	152	51	67	10	20	0	4
	17	87	52	8	1	18	0	8
	18	188	111	24	4	44	0	5
	19	233	141	39	12	40	0	1
	20	119	68	19	11	15	0	6
	21	193	128	33	9	21	0	2
	22	219	105	54	9	48	0	3
	23	193	113	31	7	37	0	5
	24	289	141	89	18	28	0	13
	25	182	108	32	4	36	0	2
	26	169	77	37	10	39	0	6
	27	178	117	28	3	30	0	0
	28	215	117	38	9	45	0	6
	29	178	86	55	9	22	0	6
	30	366	182	103	11	45	0	25
	31	206	141	31	2	26	0	6
	32	252	151	46	9	41	0	5
	33	243	134	50	16	42	0	1
	34	193	96	47	20	27	0	3
	35	180	120	28	7	23	0	2
	36	76	34	19	7	12	0	4
	37	202	127	28	10	28	0	9
	38	213	126	39	14	28	0	6
	39	183	94	38	14	31	0	6
	40	310	163	68	7	65	0	7
	41	170	93	31	7	32	0	7
	42	85	52	14	4	14	0	1
	43	181	97	46	9	26	0	3
	44	49	24	14	4	6	0	1
	45	103	45	26	8	20	0	4
	46	124	78	25	5	14	0	2
GRAND TOTAL:		<u>8,963</u>	<u>4,996</u>	<u>1,886</u>	<u>422</u>	<u>1,439</u>	<u>0</u>	<u>220</u>

TOWN OF BRIGHTON  
TOWN CLERK

<u>LEGISLATIVE DISTRICT OR TOWN</u>	<u>ELECTION DISTRICT</u>	<u>TOTAL VOTES</u>	DANIEL E. AMAN <u>DEM</u>	<u>SCATTER</u>	<u>BLANK AND VOID</u>
Brighton					
	1	262	200	0	62
	2	153	107	0	46
	3	187	123	0	64
	4	232	191	0	41
	5	216	175	0	41
	6	298	211	1	86
	7	158	119	0	39
	8	234	156	0	78
	9	230	159	2	69
	10	250	185	0	65
	11	236	164	0	72
	12	303	234	2	67
	13	191	124	0	67
	14	100	81	0	19
	15	182	132	0	50
	16	152	77	0	75
	17	87	68	0	19
	18	188	148	1	39
	19	233	177	1	55
	20	119	90	1	28
	21	193	147	2	44
	22	219	153	1	65
	23	193	143	0	50
	24	289	184	1	104
	25	182	144	0	38
	26	169	118	1	50
	27	178	149	1	28
	28	215	164	0	51
	29	178	115	0	63
	30	366	240	0	126
	31	206	159	0	47
	32	252	196	0	56
	33	243	179	1	63
	34	193	130	1	62
	35	180	148	1	31
	36	76	55	0	21
	37	202	156	0	46
	38	213	164	0	49
	39	183	135	1	47
	40	310	237	1	72
	41	170	128	0	42
	42	85	59	0	26
	43	181	133	0	48
	44	49	39	1	9
	45	103	65	2	36
	46	124	100	0	24
GRAND TOTAL:		<u>8,963</u>	<u>6,561</u>	<u>22</u>	<u>2,380</u>

TOWN OF BRIGHTON  
TOWN JUSTICE

LEGISLATIVE DISTRICT OR TOWN	ELECTION DISTRICT	TOTAL VOTERS	KAREN L. MORRIS	KAREN L. MORRIS	KAREN L. MORRIS	SCATTER	BLANK AND VOID
			DEM	WOR	IND		
Brighton	1	262	181	14	26	1	40
	2	153	90	4	23	0	36
	3	187	110	9	15	0	53
	4	232	165	12	21	2	32
	5	216	159	10	17	1	29
	6	298	190	15	32	0	61
	7	158	106	7	20	0	25
	8	234	151	3	24	0	56
	9	230	143	11	22	2	52
	10	250	178	5	23	0	44
	11	236	150	14	25	0	47
	12	303	214	9	35	1	44
	13	191	115	8	28	0	40
	14	100	76	6	6	0	12
	15	182	116	13	16	0	37
	16	152	69	3	14	0	66
	17	87	72	1	4	0	10
	18	188	132	10	17	1	28
	19	233	169	7	20	0	37
	20	119	89	4	7	1	18
	21	193	138	7	21	1	26
	22	219	156	3	23	0	37
	23	193	132	9	18	0	34
	24	289	161	15	29	0	84
	25	182	130	11	14	1	26
	26	169	105	7	19	1	37
	27	178	138	8	12	1	19
	28	215	145	9	20	0	41
	29	178	102	3	20	0	53
	30	366	225	23	24	0	94
	31	206	148	8	17	1	32
	32	252	181	5	26	0	40
	33	243	165	4	29	2	43
	34	193	110	10	16	0	57
	35	180	142	10	9	0	19
	36	76	48	2	7	0	19
	37	202	148	7	15	0	32
	38	213	145	8	23	1	36
	39	183	114	10	19	2	38
	40	310	219	14	35	0	42
	41	170	121	4	14	0	31
	42	85	61	3	4	0	17
	43	181	126	5	15	0	35
	44	49	33	7	3	0	6
	45	103	56	5	16	1	25
	46	124	96	2	7	0	19
GRAND TOTAL:		<u>8,963</u>	<u>6,020</u>	<u>364</u>	<u>850</u>	<u>20</u>	<u>1,709</u>

TOWN OF BRIGHTON  
MEMBER OF TOWN COUNCIL  
(VOTE FOR 2)

LEGISLATIVE DISTRICT OR TOWN	ELECTION DISTRICT	TOTAL VOTES	JASON S. DIPONZIO	CHRISTOPHER K. WERNER	DAVID R. RIZZO	DAVID R. RIZZO	SCATTER	BLANK AND VOID
			DEM	DEM	REP	CON		
Brighton	1	524	185	190	68	16	1	64
	2	306	91	92	55	15	1	52
	3	374	107	112	58	14	0	83
	4	464	178	171	60	8	0	47
	5	432	159	162	56	9	1	45
	6	596	180	188	110	19	3	96
	7	316	119	116	41	12	0	28
	8	468	133	135	97	15	0	88
	9	460	141	153	65	25	2	74
	10	500	175	165	83	10	0	67
	11	472	145	148	78	17	0	84
	12	606	215	216	82	14	0	79
	13	382	115	111	69	13	0	74
	14	200	77	76	27	3	0	17
	15	364	114	121	61	14	0	54
	16	304	55	67	88	11	0	83
	17	174	69	66	15	1	0	23
	18	376	136	149	40	4	0	47
	19	466	153	169	67	16	0	61
	20	238	74	81	34	13	1	35
	21	386	138	138	48	13	1	48
	22	438	137	140	72	15	0	74
	23	386	135	124	48	12	0	67
	24	578	153	158	119	22	0	126
	25	364	132	138	47	7	0	40
	26	338	108	98	55	11	3	63
	27	356	126	136	42	11	0	41
	28	430	140	157	60	9	0	64
	29	356	98	111	70	12	0	65
	30	732	219	221	117	16	0	159
	31	412	144	146	58	9	0	55
	32	504	165	179	69	11	0	80
	33	486	163	166	90	14	1	52
	34	386	113	119	58	21	2	73
	35	360	142	137	35	8	0	38
	36	152	45	48	28	4	0	27
	37	404	149	144	41	12	0	58
	38	426	137	149	64	11	1	64
	39	366	110	114	65	17	0	60
	40	620	213	207	109	17	0	74
	41	340	108	110	58	8	1	55
	42	170	54	60	23	5	1	27
	43	362	112	112	65	10	0	63
	44	98	32	31	14	4	0	17
	45	206	52	57	42	10	1	44
	46	248	87	87	37	5	0	32
GRAND TOTAL:		<u>17,926</u>	<u>5,833</u>	<u>5,975</u>	<u>2,788</u>	<u>543</u>	<u>20</u>	<u>2,767</u>



TOWN OF CHILI  
SUPERVISOR

LEGISLATIVE DISTRICT OR TOWN	ELECTION DISTRICT	TOTAL VOTES	SUSAN M. VANDERVOORT	DAVID J. DUNNING	DAVID J. DUNNING	SUSAN M. VANDERVOORT	DAVID J. DUNNING	SCATTER	BLANK AND VOID
			DEM	REP	CON	WOR	IND		
Chili	1	175	60	80	14	13	7	0	1
	2	292	103	120	33	12	15	0	9
	3	237	97	82	30	16	5	0	7
	4	133	59	44	11	10	7	0	2
	5	203	86	70	22	7	11	0	7
	6	221	96	75	16	14	14	0	6
	7	89	48	27	6	5	3	0	0
	8	200	65	83	29	12	7	0	4
	9	192	83	75	11	6	16	0	1
	10	134	43	52	24	4	7	0	4
	11	172	58	81	20	8	5	0	0
	12	190	80	71	20	5	5	1	8
	13	296	129	107	32	9	13	1	5
	14	224	65	88	46	11	12	0	2
	15	181	67	80	22	8	2	0	2
	16	388	146	178	30	14	12	0	8
	17	484	205	184	57	20	9	0	9
	18	199	75	76	23	9	8	0	8
	19	220	89	86	15	12	11	0	7
	20	278	105	103	35	13	16	0	6
	21	172	78	72	7	7	7	0	1
	22	135	69	45	8	7	4	0	2
	23	164	56	72	23	9	3	0	1
	24	260	119	89	22	13	14	0	3
	25	123	65	35	9	8	3	0	3
	26	232	95	75	34	15	9	0	4
	27	177	94	44	16	14	6	0	3
	28	148	81	45	11	3	4	0	4
	29	165	71	54	16	9	12	0	3
	30	73	24	28	11	7	3	0	0
	31	7	3	2	0	1	0	0	1
	32	179	53	77	28	12	6	0	3
	33	207	99	74	12	10	9	0	3
GRAND TOTAL:		<u>6,550</u>	<u>2,666</u>	<u>2,474</u>	<u>693</u>	<u>323</u>	<u>265</u>	<u>2</u>	<u>127</u>

TOWN OF CHILI  
TOWN CLERK

LEGISLATIVE DISTRICT OR TOWN	ELECTION DISTRICT	TOTAL VOTES	MAXINE D. FERLICCA DEM	VIRGINIA L. IGNATOWSKI REP	VIRGINIA L. IGNATOWSKI CON	VIRGINIA L. IGNATOWSKI IND	SCATTER	BLANK AND VOID
Chili								
	1	175	53	90	16	9	0	7
	2	292	81	134	42	23	0	12
	3	237	94	96	33	6	0	8
	4	133	60	45	15	7	0	6
	5	203	79	82	16	12	0	14
	6	221	92	89	20	11	0	9
	7	89	46	27	7	5	0	4
	8	200	65	87	33	7	0	8
	9	192	76	82	13	17	0	4
	10	134	41	56	25	8	0	4
	11	172	69	77	21	3	0	2
	12	190	73	85	22	5	0	5
	13	296	111	129	33	11	1	11
	14	224	60	102	47	12	0	3
	15	181	70	80	22	5	0	4
	16	388	142	178	33	13	0	22
	17	484	190	204	59	11	0	20
	18	199	69	84	24	10	0	12
	19	220	82	91	21	12	0	14
	20	278	106	114	32	12	0	14
	21	172	65	84	9	9	0	5
	22	135	67	46	7	7	0	8
	23	164	48	77	25	7	0	7
	24	260	114	103	23	15	0	5
	25	123	63	35	13	9	0	3
	26	232	87	85	38	8	0	14
	27	177	81	51	25	14	0	6
	28	148	77	47	8	5	0	11
	29	165	74	59	20	9	0	3
	30	73	24	32	12	3	1	1
	31	7	2	3	1	0	0	1
	32	179	62	77	24	7	0	9
	33	207	101	80	16	4	0	6
GRAND TOTAL:		<u>6,550</u>	<u>2,524</u>	<u>2,711</u>	<u>755</u>	<u>296</u>	<u>2</u>	<u>262</u>

TOWN OF CHILI  
TOWN JUSTICE

LEGISLATIVE DISTRICT OR TOWN	ELECTION DISTRICT	TOTAL VOTES	DANIEL A. MELVILLE	PATRICK J. PIETROPAOLI	PATRICK J. PIETROPAOLI	PATRICK J. PIETROPAOLI	SCATTER	BLANK AND VOID
			DEM	REP	CON	IND		
Chili								
	1	175	48	90	17	9	0	11
	2	292	92	127	41	19	0	13
	3	237	90	95	31	10	0	11
	4	133	55	46	16	9	0	7
	5	203	62	88	25	12	0	16
	6	221	64	106	25	13	0	13
	7	89	39	29	8	7	0	6
	8	200	62	87	33	7	0	11
	9	192	65	89	12	16	0	10
	10	134	41	53	26	9	0	5
	11	172	54	79	25	8	0	6
	12	190	65	83	23	10	0	9
	13	296	88	142	33	13	0	20
	14	224	51	102	50	17	0	4
	15	181	45	95	26	10	0	5
	16	388	119	192	45	11	0	21
	17	484	159	225	60	10	0	30
	18	199	60	82	27	13	0	17
	19	220	71	86	18	20	0	25
	20	278	97	118	32	14	0	17
	21	172	53	88	11	11	0	9
	22	135	60	49	12	4	0	10
	23	164	51	80	23	5	0	5
	24	260	102	108	23	17	0	10
	25	123	58	40	17	5	0	3
	26	232	69	88	41	12	0	22
	27	177	59	57	32	18	0	11
	28	148	63	56	14	4	0	11
	29	165	61	65	20	13	0	6
	30	73	19	35	13	4	0	2
	31	7	2	3	1	0	0	1
	32	179	46	80	27	11	0	15
	33	207	75	94	19	11	0	8
GRAND TOTAL:		<u>6,550</u>	<u>2,145</u>	<u>2,857</u>	<u>826</u>	<u>352</u>	<u>0</u>	<u>370</u>

TOWN OF CHILI  
MEMBER OF TOWN COUNCIL  
(VOTE FOR 2)  
PART 1 OF 2

LEGISLATIVE DISTRICT OR TOWN	ELECTION DISTRICT	TOTAL VOTES	VINESSA D. BUCKLAND	RYAN T. DOOLING	MICHAEL S. SLATTERY	JORDON I. BROWN	MICHAEL S. SLATTERY	JORDON I. BROWN
			DEM	DEM	REP	REP	CON	CON
Chili								
	1	350	42	47	94	77	14	16
	2	584	80	90	130	110	40	37
	3	474	81	86	95	86	30	28
	4	266	48	53	44	34	17	18
	5	406	63	74	92	66	24	23
	6	442	73	78	91	71	23	23
	7	178	30	36	35	27	8	8
	8	400	51	57	88	74	32	27
	9	384	67	76	86	66	17	12
	10	268	35	32	58	48	27	29
	11	344	49	57	85	73	25	24
	12	380	71	68	81	74	27	23
	13	592	85	101	149	110	34	31
	14	448	56	67	98	81	42	45
	15	362	53	48	87	82	25	19
	16	776	118	129	191	163	36	39
	17	968	147	153	223	185	64	64
	18	398	57	58	86	65	27	21
	19	440	65	76	101	78	18	16
	20	556	93	90	120	100	30	30
	21	344	49	54	89	76	17	12
	22	270	58	62	54	41	8	7
	23	328	39	48	78	59	28	22
	24	520	98	110	112	83	24	22
	25	246	56	60	39	24	15	13
	26	464	67	79	98	63	41	34
	27	354	56	59	65	48	28	30
	28	296	72	70	52	39	12	15
	29	330	50	61	65	49	20	19
	30	146	15	17	33	30	13	13
	31	14	2	3	3	2	1	1
	32	358	40	48	88	69	28	24
	33	414	77	83	83	74	20	16
GRAND TOTAL:		<u>13,100</u>	<u>2,043</u>	<u>2,230</u>	<u>2,893</u>	<u>2,327</u>	<u>815</u>	<u>761</u>

TOWN OF CHILI  
MEMBER OF TOWN COUNCIL  
(VOTE FOR 2)  
PART 2 OF 2

LEGISLATIVE DISTRICT OR TOWN	ELECTION DISTRICT	TOTAL VOTES	VINESSA D. BUCKLAND	RYAN T. DOOLING	MICHAEL S. SLATTERY	JORDON I. BROWN	VINESSA D. BUCKLAND	SCATTER	BLANK AND VOID
			WOR	WOR	IND	IND	GRN		
Chili									
	1	350	10	5	6	8	1	1	29
	2	584	15	13	17	14	5	0	33
	3	474	9	15	5	4	6	0	29
	4	266	7	13	9	5	2	0	16
	5	406	4	5	10	8	0	0	37
	6	442	6	12	16	11	5	0	33
	7	178	4	5	6	5	2	0	12
	8	400	13	14	10	5	5	0	24
	9	384	8	7	16	10	3	0	16
	10	268	3	7	8	9	2	0	10
	11	344	2	4	5	7	4	0	9
	12	380	3	6	5	5	1	0	16
	13	592	9	10	9	8	2	4	40
	14	448	6	7	15	9	7	0	15
	15	362	5	4	7	6	2	0	24
	16	776	10	15	12	15	6	0	42
	17	968	14	16	14	14	4	0	70
	18	398	4	11	14	8	1	0	46
	19	440	8	13	13	9	4	0	39
	20	556	10	15	18	11	3	0	36
	21	344	10	6	8	8	2	0	13
	22	270	8	6	4	3	3	0	16
	23	328	6	8	7	4	5	0	24
	24	520	10	13	11	14	3	0	20
	25	246	4	7	5	4	3	0	16
	26	464	6	15	13	12	2	0	34
	27	354	9	7	16	9	5	0	22
	28	296	2	3	2	2	2	0	25
	29	330	9	12	15	8	5	1	16
	30	146	8	5	4	1	4	0	3
	31	14	0	0	0	0	0	0	2
	32	358	9	12	6	4	4	0	26
	33	414	6	10	11	6	3	0	25
GRAND TOTAL:		<u>13,100</u>	<u>237</u>	<u>301</u>	<u>317</u>	<u>246</u>	<u>106</u>	<u>6</u>	<u>818</u>

TOWN OF CLARKSON  
SUPERVISOR

LEGISLATIVE DISTRICT OR TOWN	ELECTION DISTRICT	TOTAL VOTES	PAUL M. KIMBALL REP	PAUL M. KIMBALL CON	PAUL M. KIMBALL IND	SCATTER	BLANK AND VOID
Clarkson							
	1	215	105	37	20	2	51
	2	163	91	21	17	2	32
	3	213	109	30	21	1	52
	4	254	146	31	19	2	56
	5	144	79	21	14	2	28
	6	141	67	29	17	1	27
GRAND TOTAL:		<u>1,130</u>	<u>597</u>	<u>169</u>	<u>108</u>	<u>10</u>	<u>246</u>

TOWN OF CLARKSON  
TOWN CLERK

LEGISLATIVE DISTRICT OR TOWN	ELECTION DISTRICT	TOTAL VOTES	SHARON S. MATTISON REP	SHARON S. MATTISON CON	SHARON S. MATTISON IND	SCATTER	BLANK AND VOID
Clarkson	1	215	112	43	27	0	33
	2	163	98	22	16	0	27
	3	213	115	33	26	0	39
	4	254	151	33	24	1	45
	5	144	84	21	21	1	17
	6	141	68	30	16	0	27
GRAND TOTAL:		1,130	628	182	130	2	188

TOWN OF CLARKSON  
MEMBER OF TOWN COUNCIL  
(VOTE FOR 2)

LEGISLATIVE DISTRICT OR TOWN	ELECTION DISTRICT	TOTAL VOTES	CHRISTA L. FILIPOWICZ	SCOTT G. TANTALO	CHRISTA L. FILIPOWICZ	SCOTT G. TANTALO	SCOTT G. TANTALO	SCATTER	BLANK AND VOID
			REP	REP	CON	CON	IND		
Clarkson									
	1	430	109	103	47	45	16	4	106
	2	326	95	87	29	24	13	0	78
	3	426	116	108	45	36	20	0	101
	4	508	150	132	39	34	22	4	127
	5	288	82	78	29	22	14	2	61
	6	282	70	64	36	30	13	0	69
GRAND TOTAL:		2,260	622	572	225	191	98	10	542



VILLAGE/TOWN OF EAST ROCHESTER  
MAYOR

LEGISLATIVE DISTRICT OR TOWN	ELECTION DISTRICT	TOTAL VOTES	FREDERICK L. RICCI	MICHAEL J. FLANIGAN	MICHAEL J. FLANIGAN	MICHAEL J. FLANIGAN	MICHAEL ZUTES	SCATTER	BLANK AND VOID
			DEM	REP	CON	IND	BMR		
East Rochester	1	265	139	84	12	14	12	0	4
	2	247	101	107	15	10	10	1	3
	3	257	137	86	17	13	3	0	1
	4	223	95	88	7	14	11	0	8
	5	179	108	50	6	9	4	0	2
	6	249	124	94	12	11	7	0	1
	7	211	106	80	14	5	3	0	3
GRAND TOTAL:		<u>1,631</u>	<u>810</u>	<u>589</u>	<u>83</u>	<u>76</u>	<u>50</u>	<u>1</u>	<u>22</u>

VILLAGE/TOWN OF EAST ROCHESTER  
TOWN JUSTICE

LEGISLATIVE DISTRICT OR TOWN	ELECTION DISTRICT	TOTAL VOTES	TERRENCE C. BROWN-STEINER	KIM CAMMILLERI	KIM CAMMILLERI	TERRENCE C. BROWN-STEINER	KIM CAMMILLERI	SCATTER	BLANK AND VOID
			DEM	REP	CON	WOR	IND		
East Rochester									
	1	265	127	87	13	11	13	0	14
	2	247	102	84	19	18	10	0	14
	3	257	135	74	16	11	14	0	7
	4	223	109	72	9	11	11	0	11
	5	179	92	54	8	10	9	0	6
	6	249	120	84	15	7	14	0	9
	7	211	96	74	20	7	8	0	6
GRAND TOTAL:		<u>1,631</u>	<u>781</u>	<u>529</u>	<u>100</u>	<u>75</u>	<u>79</u>	<u>0</u>	<u>67</u>

VILLAGE/TOWN OF EAST ROCHESTER  
VILLAGE TRUSTEE  
(VOTE FOR 2)

LEGISLATIVE DISTRICT OR TOWN	ELECTION DISTRICT	TOTAL VOTES	MARK A. FLORACK	JOHN R. ALFIERI	MARK A. FLORACK	JOHN R. ALFIERI	MARK A. FLORACK	JOHN R. ALFIERI	SCATTER	BLANK AND VOID
			REP	REP	CON	CON	IND	IND		
East Rochester	1	530	127	137	23	23	26	27	21	146
	2	494	149	144	26	27	25	25	2	96
	3	514	137	138	19	22	29	24	1	144
	4	446	133	129	15	16	31	29	0	93
	5	358	96	93	15	13	25	26	2	88
	6	498	140	125	21	20	34	35	2	121
	7	422	132	120	23	25	20	20	1	81
GRAND TOTAL:		<u>3,262</u>	<u>914</u>	<u>886</u>	<u>142</u>	<u>146</u>	<u>190</u>	<u>186</u>	<u>29</u>	<u>769</u>

TOWN OF GATES  
SUPERVISOR

LEGISLATIVE DISTRICT OR TOWN	ELECTION DISTRICT	TOTAL VOTES	MARK W. ASSINI	MARK W. ASSINI	MARK W. ASSINI	SCATTER	BLANK AND VOID
			REP	CON	IND		
Gates	1	107	57	15	12	1	22
	2	152	105	13	17	0	17
	3	122	69	12	11	0	30
	4	182	113	21	14	1	33
	5	281	183	21	31	0	46
	6	164	101	17	18	1	27
	7	316	187	30	43	0	56
	8	153	104	15	13	0	21
	9	202	114	17	12	0	59
	10	117	69	12	10	1	25
	11	125	68	13	12	2	30
	12	116	55	18	15	0	28
	13	153	91	28	13	1	20
	14	146	91	13	6	0	36
	15	245	150	20	26	0	49
	16	116	59	21	12	1	23
	17	135	77	16	20	0	22
	18	185	116	26	10	0	33
	19	159	97	24	17	0	21
	20	147	88	15	15	2	27
	21	176	109	19	15	1	32
	22	159	79	34	13	1	32
	23	168	94	24	13	2	35
	24	153	87	17	21	0	28
	25	124	84	9	7	0	24
	26	191	109	31	22	0	29
	27	183	100	19	14	1	49
	28	124	75	10	14	0	25
	29	151	68	28	22	1	32
	30	89	57	15	3	0	14
	31	137	102	15	8	0	12
	32	179	104	24	13	1	37
	33	78	39	6	15	0	18
	34	124	77	13	13	0	21
	35	119	77	12	15	0	15
GRAND TOTAL:		<u>5,478</u>	<u>3,255</u>	<u>643</u>	<u>535</u>	<u>17</u>	<u>1,028</u>

TOWN OF GATES  
TOWN JUSTICE

LEGISLATIVE DISTRICT OR TOWN	ELECTION DISTRICT	TOTAL VOTES	NORMA A. POLIZZI DEM	SAM VALLERIANI REP	SAM VALLERIANI CON	NORMA A. POLIZZI WOR	SAM VALLERIANI IND	SCATTER	BLANK AND VOID
Gates									
	1	107	39	44	12	3	6	0	3
	2	152	38	86	9	1	9	0	9
	3	122	32	62	12	3	11	0	2
	4	182	58	85	20	2	6	0	11
	5	281	115	122	15	8	13	0	8
	6	164	41	80	15	7	7	0	14
	7	316	94	150	27	10	22	0	13
	8	153	53	73	9	7	5	0	6
	9	202	81	77	13	8	4	0	19
	10	117	44	51	13	1	4	0	4
	11	125	45	49	12	7	3	0	9
	12	116	37	47	14	6	6	0	6
	13	153	53	63	26	1	4	0	6
	14	146	51	74	8	0	3	0	10
	15	245	89	117	19	2	8	0	10
	16	116	44	40	15	2	7	0	8
	17	135	48	60	13	1	8	0	5
	18	185	40	102	24	3	5	0	11
	19	159	46	71	19	7	7	0	9
	20	147	50	62	16	4	6	0	9
	21	176	45	93	15	8	7	1	7
	22	159	49	63	30	4	7	0	6
	23	168	59	70	15	7	5	0	12
	24	153	46	69	14	8	7	0	9
	25	124	45	54	7	4	3	0	11
	26	191	55	90	23	7	10	0	6
	27	183	59	84	21	7	8	0	4
	28	124	40	61	7	4	6	0	6
	29	151	55	52	22	6	8	0	8
	30	89	25	47	10	4	2	0	1
	31	137	30	84	10	5	5	0	3
	32	179	62	74	24	9	4	0	6
	33	78	40	29	3	2	2	0	2
	34	124	42	57	12	4	3	0	6
	35	119	35	57	10	2	10	0	5
GRAND TOTAL:		<u>5,478</u>	<u>1,785</u>	<u>2,499</u>	<u>534</u>	<u>164</u>	<u>231</u>	<u>1</u>	<u>264</u>

TOWN OF GATES  
MEMBER OF TOWN COUNCIL  
(VOTE FOR 2)  
PART 1 OF 2

LEGISLATIVE DISTRICT OR TOWN	ELECTION DISTRICT	TOTAL VOTES	FRANCIS A. MUSCATO	MARK A. MCINTEE	CHRISTOPHER B. DIPONZIO	RICHARD A. WARNER	CHRISTOPHER B. DIPONZIO	RICHARD A. WARNER
			DEM	DEM	REP	REP	CON	CON
Gates	1	214	41	33	41	48	13	15
	2	304	32	38	93	86	11	8
	3	244	34	36	62	53	11	11
	4	364	55	59	86	87	21	19
	5	562	91	97	144	135	19	17
	6	328	48	44	77	81	11	13
	7	632	73	99	170	144	26	24
	8	306	41	55	79	78	10	9
	9	404	59	76	100	78	14	13
	10	234	37	38	56	60	11	11
	11	250	45	49	48	50	13	12
	12	232	41	36	49	46	11	15
	13	306	44	45	70	60	25	28
	14	292	44	48	80	63	9	10
	15	490	80	89	120	112	23	21
	16	232	41	47	48	38	15	14
	17	270	31	40	69	62	15	16
	18	370	48	51	97	86	25	26
	19	318	37	53	72	73	17	26
	20	294	43	56	68	64	16	19
	21	352	41	47	94	85	20	16
	22	318	44	49	65	70	27	29
	23	336	55	58	73	80	16	18
	24	306	45	46	74	69	13	14
	25	248	36	37	61	56	7	10
	26	382	49	57	95	90	21	20
	27	366	58	68	81	79	16	18
	28	248	44	48	60	58	8	7
	29	302	45	54	55	58	23	20
	30	178	20	24	50	44	12	8
	31	274	35	28	82	85	11	13
	32	358	46	61	79	76	21	22
	33	156	34	35	33	30	3	4
	34	248	35	35	66	56	13	14
	35	238	26	28	64	59	10	12
GRAND TOTAL:		<u>10,956</u>	<u>1,578</u>	<u>1,764</u>	<u>2,661</u>	<u>2,499</u>	<u>537</u>	<u>552</u>

TOWN OF GATES  
MEMBER OF TOWN COUNCIL  
(VOTE FOR 2)  
PART 2 OF 2

LEGISLATIVE DISTRICT OR TOWN	ELECTION DISTRICT	TOTAL VOTES	FRANCIS A. MUSCATO WOR	MARK A. MCINTEE WOR	CHRISTOPHER B. DIPONZIO IND	RICHARD A. WARNER IND	SCATTER	BLANK AND VOID
Gates								
	1	214	4	3	5	6	0	5
	2	304	2	4	8	7	0	15
	3	244	4	4	6	8	0	15
	4	364	3	3	7	4	0	20
	5	562	2	4	15	14	0	24
	6	328	8	11	8	6	0	21
	7	632	16	19	19	11	0	31
	8	306	4	6	6	8	0	10
	9	404	9	10	8	2	0	35
	10	234	1	1	6	5	0	8
	11	250	8	6	1	2	0	16
	12	232	2	6	8	5	0	13
	13	306	2	6	9	5	0	12
	14	292	4	3	2	2	0	27
	15	490	4	3	9	9	0	20
	16	232	5	2	5	4	0	13
	17	270	5	4	6	6	0	16
	18	370	3	5	5	7	0	17
	19	318	2	5	10	7	0	16
	20	294	2	4	5	5	0	12
	21	352	8	8	6	8	0	19
	22	318	3	5	10	6	0	10
	23	336	4	2	6	6	0	18
	24	306	9	3	6	9	0	18
	25	248	3	2	9	9	0	18
	26	382	6	9	9	11	0	15
	27	366	5	8	8	6	0	19
	28	248	4	2	2	2	0	13
	29	302	3	9	12	8	0	15
	30	178	4	4	1	1	0	10
	31	274	3	5	4	3	0	5
	32	358	9	14	7	8	0	15
	33	156	6	4	3	4	0	0
	34	248	2	7	7	2	0	11
	35	238	1	4	9	9	0	16
GRAND TOTAL:		<u>10,956</u>	<u>160</u>	<u>195</u>	<u>247</u>	<u>215</u>	<u>0</u>	<u>548</u>

TOWN OF GREECE  
TOWN JUSTICE

LEGISLATIVE DISTRICT OR TOWN	ELECTION DISTRICT	TOTAL VOTES	WILLIAM H. KING, JR. DEM	CHARLES A. SCHIANO, JR. REP	CHARLES A. SCHIANO, JR. CON	CHARLES A. SCHIANO, JR. IND	SCATTER	BLANK AND VOID
Greece								
	1	167	47	79	24	13	0	4
	2	209	47	104	30	14	0	14
	3	150	34	86	20	5	0	5
	4	137	35	72	20	5	0	5
	5	142	42	63	16	10	0	11
	6	119	33	37	27	10	0	12
	7	165	50	73	19	13	0	10
	8	154	40	62	23	9	0	20
	9	126	27	65	17	10	0	7
	10	137	47	61	14	9	0	6
	11	63	19	26	4	7	0	7
	12	98	38	38	14	3	0	5
	13	148	53	62	20	5	0	8
	14	133	46	50	18	9	0	10
	15	166	41	78	24	9	0	14
	16	126	22	74	15	10	0	5
	17	204	56	97	33	10	0	8
	18	181	51	90	17	15	0	8
	19	169	54	70	19	18	1	7
	20	132	38	53	20	11	0	10
	21	132	39	62	18	4	0	9
	22	115	34	52	13	10	0	6
	23	303	101	130	32	10	0	30
	24	207	47	111	26	11	0	12
	25	155	57	56	19	9	0	14
	26	134	38	72	16	6	0	2
	27	166	37	78	28	6	0	17
	28	179	36	93	28	14	0	8
	29	182	59	80	27	9	0	7
	30	103	35	45	9	7	0	7
	31	138	42	68	17	7	0	4
	32	150	42	57	22	13	0	16
	33	166	31	95	28	9	0	3
	34	193	47	88	29	13	0	16
	35	200	58	89	31	12	0	10
	36	206	58	102	19	9	0	18
	37	151	32	72	25	13	0	9
	38	224	61	126	20	11	0	6
	39	109	35	50	15	0	0	9
	40	140	48	65	11	10	0	6
	41	190	57	97	20	6	0	10
	42	143	57	55	18	5	0	8
	43	136	22	70	28	12	0	4
	44	228	59	123	26	13	0	7
	45	209	47	119	21	11	0	11
	46	101	36	44	13	5	1	2



TOWN OF GREECE  
TOWN JUSTICE

LEGISLATIVE DISTRICT OR TOWN	ELECTION DISTRICT	TOTAL VOTES	WILLIAM H. KING, JR. DEM	CHARLES A. SCHIANO, JR. REP	CHARLES A. SCHIANO, JR. CON	CHARLES A. SCHIANO, JR. IND	SCATTER	BLANK AND VOID
Greece								
	47	187	52	82	36	10	0	7
	48	131	34	64	19	7	0	7
	49	141	42	62	14	5	0	18
	50	196	60	96	23	10	0	7
	51	107	28	54	16	3	0	6
	52	193	50	89	37	5	0	12
	53	126	42	51	16	10	0	7
	54	191	45	91	31	11	0	13
	55	167	35	89	27	5	0	11
	56	233	53	128	31	11	0	10
	57	165	45	90	14	10	0	6
	58	221	74	95	32	13	1	6
	59	101	42	36	11	7	0	5
	60	118	43	53	12	6	0	4
	61	182	55	87	20	5	0	15
	62	196	59	87	23	11	1	15
	63	183	69	63	32	8	0	11
	64	132	36	72	14	6	0	4
	65	168	51	77	11	11	0	18
	66	80	23	35	13	5	0	4
	67	156	40	77	20	12	0	7
	68	227	56	104	41	17	0	9
	69	140	47	72	15	3	0	3
	70	345	84	183	41	26	0	11
	71	194	52	96	26	10	0	10
	72	219	65	99	29	13	0	13
	73	84	20	46	12	2	0	4
	74	125	44	54	12	12	0	3
	75	106	26	56	10	5	0	9
	76	117	26	66	13	6	0	6
	77	215	64	112	18	6	0	15
	78	105	30	49	13	7	0	6
	79	249	49	130	36	16	0	18
	80	246	51	139	35	13	0	8
	81	120	40	63	5	3	0	9
	82	106	35	48	11	3	0	9
	83	91	29	41	10	4	0	7
	84	173	50	86	18	9	0	10
	85	198	41	101	35	14	0	7
	86	264	55	135	35	15	0	24
	87	146	35	78	16	7	0	10
	88	180	52	73	31	12	0	12
	89	153	36	67	25	13	0	12
	90	186	37	97	31	9	0	12
	91	316	77	162	45	16	0	16
	92	201	58	95	24	12	0	12

TOWN OF GREECE  
TOWN JUSTICE

LEGISLATIVE DISTRICT OR TOWN	ELECTION DISTRICT	TOTAL VOTES	WILLIAM H. KING, JR. DEM	CHARLES A. SCHIANO, JR. REP	CHARLES A. SCHIANO, JR. CON	CHARLES A. SCHIANO, JR. IND	SCATTER	BLANK AND VOID
Greece	93	241	75	108	25	17	0	16
	94	154	46	70	21	8	0	9
	95	88	36	37	7	5	0	3
	96	155	41	75	16	8	0	15
	97	334	65	185	47	13	0	24
	98	246	66	109	39	13	1	18
	99	190	32	103	33	10	0	12
	100	242	55	122	37	14	0	14
	101	175	43	83	27	9	0	13
	102	212	41	127	29	7	0	8
	103	199	44	98	39	15	0	3
	104	240	64	110	37	14	0	15
	105	133	32	71	16	8	0	6
	106	129	26	68	20	5	0	10
	107	105	18	51	16	9	0	11
	108	104	33	49	11	7	0	4
	109	181	51	83	29	13	0	5
GRAND TOTAL:		<u>18,294</u>	<u>4,940</u>	<u>8,818</u>	<u>2,441</u>	<u>1,029</u>	<u>5</u>	<u>1,061</u>

TOWN OF GREECE  
MEMBER OF TOWN COUNCIL  
1ST WARD

LEGISLATIVE DISTRICT OR TOWN	ELECTION DISTRICT	TOTAL VOTES	SHANNON J. O'KEEFE REP	SHANNON J. O'KEEFE CON	SHANNON J. O'KEEFE IND	SCATTER	BLANK AND VOID
Greece							
	1	167	77	27	25	1	37
	5	142	59	18	20	1	44
	6	119	41	29	15	0	34
	7	165	85	22	20	1	37
	11	63	28	4	11	0	20
	12	98	39	17	14	1	27
	21	132	67	21	17	0	27
	22	115	53	15	18	0	29
	25	155	60	21	23	2	49
	26	134	76	14	14	1	29
	30	103	47	13	17	0	26
	31	138	70	18	15	1	34
	35	200	98	31	21	0	50
	38	224	120	18	26	2	58
	41	190	102	26	12	3	47
	43	136	73	26	13	0	24
	46	101	42	14	12	1	32
	47	187	90	38	18	3	38
	48	131	61	24	10	2	34
	71	194	103	29	20	0	42
	74	125	62	11	19	2	31
	78	105	53	13	9	1	29
	79	249	122	38	20	1	68
	82	106	53	10	14	1	28
	84	173	95	23	19	0	36
	89	153	74	29	16	2	32
	98	246	108	40	29	1	68
	99	190	109	32	18	2	29
	106	129	73	21	15	0	20
GRAND TOTAL:		4,370	2,140	642	500	29	1,059

TOWN OF GREECE  
MEMBER OF TOWN COUNCIL  
2ND WARD

LEGISLATIVE DISTRICT OR TOWN	ELECTION DISTRICT	TOTAL VOTES	WENDY J. WRIGHT	BRETT C. GRANVILLE	BRETT C. GRANVILLE	WENDY J. WRIGHT	BRETT C. GRANVILLE	SCATTER	BLANK AND VOID
			DEM	REP	CON	WOR	IND		
Greece									
	3	150	57	65	15	2	2	0	9
	13	148	69	47	17	5	1	0	9
	15	166	52	63	21	4	9	1	16
	36	206	79	77	12	9	10	0	19
	39	109	39	45	15	3	0	0	7
	42	143	70	37	12	7	3	0	14
	50	196	56	91	27	4	11	0	7
	51	107	37	45	14	1	2	0	8
	52	193	65	69	35	9	3	0	12
	53	126	56	36	17	3	7	0	7
	56	233	63	111	29	12	7	0	11
	58	221	101	71	28	3	4	1	13
	60	118	56	44	9	3	2	0	4
	62	196	75	66	23	8	8	1	15
	64	132	43	63	8	5	4	0	9
	66	80	26	33	12	2	2	0	5
	69	140	57	60	13	2	2	0	6
	72	219	78	79	31	7	5	0	19
	73	84	27	32	12	7	2	0	4
	75	106	40	36	10	3	5	0	12
	77	215	82	90	16	10	4	0	13
	80	246	70	104	37	11	8	0	16
	85	198	64	78	30	5	10	0	11
	88	180	60	69	30	6	6	0	9
	95	88	49	22	4	4	5	0	4
	96	155	47	67	13	7	1	0	20
	97	334	72	165	46	5	13	0	33
	101	175	51	72	22	11	3	0	16
	104	240	96	85	28	0	14	0	17
GRAND TOTAL:		<u>4,904</u>	<u>1,737</u>	<u>1,922</u>	<u>586</u>	<u>158</u>	<u>153</u>	<u>3</u>	<u>345</u>

TOWN OF GREECE  
MEMBER OF TOWN COUNCIL  
3RD WARD

LEGISLATIVE DISTRICT OR TOWN	ELECTION DISTRICT	TOTAL VOTES	RITA E. GARRETSON	ANDREW J. CONLON	ANDREW J. CONLON	RITA E. GARRETSON	ANDREW J. CONLON	SCATTER	BLANK AND VOID
			DEM	REP	CON	WOR	IND		
Greece									
	4	137	48	58	20	3	4	0	4
	8	154	46	52	18	12	11	1	14
	9	126	35	59	15	6	7	0	4
	10	137	45	54	11	16	6	0	5
	14	133	52	50	16	6	6	0	3
	17	204	66	93	27	3	10	0	5
	18	181	69	72	20	7	8	0	5
	19	169	65	55	15	14	12	0	8
	20	132	46	42	22	8	10	0	4
	23	303	123	118	22	16	11	0	13
	29	182	65	74	23	4	10	0	6
	32	150	46	56	18	10	13	0	7
	37	151	39	68	25	5	9	0	5
	40	140	65	52	9	7	7	0	0
	49	141	68	54	11	6	1	0	1
	55	167	57	71	24	4	3	0	8
	59	101	47	32	8	4	6	0	4
	61	182	68	79	19	5	3	0	8
	63	183	69	63	31	7	6	0	7
	65	168	56	69	10	2	7	0	24
	67	156	42	80	14	5	11	0	4
	68	227	66	104	36	5	12	0	4
	81	120	45	60	5	4	2	0	4
	83	91	31	34	7	6	3	0	10
	87	146	49	63	18	2	4	0	10
	93	241	105	92	20	5	10	0	9
	94	154	44	66	23	6	8	0	7
GRAND TOTAL:		<u>4,376</u>	<u>1,557</u>	<u>1,770</u>	<u>487</u>	<u>178</u>	<u>200</u>	<u>1</u>	<u>183</u>

TOWN OF GREECE  
MEMBER OF TOWN COUNCIL  
4TH WARD

LEGISLATIVE DISTRICT OR TOWN	ELECTION DISTRICT	TOTAL VOTES	NORMA J. CUMMINGS	KIRK MORRIS	KIRK MORRIS	KIRK MORRIS	SCATTER	BLANK AND VOID
			DEM	REP	CON	IND		
Greece	2	209	59	85	30	13	0	22
	16	126	27	63	18	9	0	9
	24	207	61	93	25	8	0	20
	27	166	41	74	26	4	0	21
	28	179	53	81	23	9	0	13
	33	166	47	75	23	6	0	15
	34	193	65	73	26	6	0	23
	44	228	84	96	25	12	0	11
	45	209	53	107	24	11	0	14
	54	191	66	74	24	9	0	18
	57	165	57	76	13	8	0	11
	70	345	109	153	39	19	0	25
	76	117	29	63	12	6	0	7
	86	264	79	108	33	10	0	34
	90	186	56	75	30	8	0	17
	91	316	101	143	41	8	0	23
	92	201	83	77	20	8	0	13
	100	242	71	108	35	14	0	14
	102	212	64	101	29	6	1	11
	103	199	69	86	32	7	0	5
	105	133	39	63	16	5	0	10
	107	105	31	42	15	6	0	11
	108	104	38	43	10	7	0	6
	109	181	62	65	24	6	1	23
GRAND TOTAL:		<u>4,644</u>	<u>1,444</u>	<u>2,024</u>	<u>593</u>	<u>205</u>	<u>2</u>	<u>376</u>

TOWN OF HAMLIN  
SUPERVISOR

LEGISLATIVE DISTRICT OR TOWN	ELECTION DISTRICT	TOTAL VOTES	TOMMY E. JENSEN DEM	THOMAS N. BRESLAWSKI REP	THOMAS N. BRESLAWSKI CON	TOMMY E. JENSEN WOR/LBY	THOMAS N. BRESLAWSKI IND	SCATTER	BLANK AND VOID
Hamlin	1	140	31	75	16	2	13	1	2
	2	226	73	111	15	8	9	0	10
	3/11	168	40	82	18	6	11	1	10
	4	149	37	80	13	4	9	0	6
	5	159	32	89	23	4	6	0	5
	6	129	35	60	19	1	10	0	4
	7	279	84	122	30	16	20	0	7
	8	124	38	51	18	8	5	0	4
	9	129	40	57	16	3	9	0	4
	10	225	51	132	30	5	6	0	1
GRAND TOTAL:		<u>1,728</u>	<u>461</u>	<u>859</u>	<u>198</u>	<u>57</u>	<u>98</u>	<u>2</u>	<u>53</u>

TOWN OF HAMLIN  
TOWN CLERK

LEGISLATIVE DISTRICT OR TOWN	ELECTION DISTRICT	TOTAL VOTES	KATHI A. RICKMAN REP	KATHI A. RICKMAN CON	KATHI A. RICKMAN IND	SCATTER	BLANK AND VOID
Hamlin							
	1	140	82	16	18	2	22
	2	226	150	24	22	0	30
	3/11	168	110	20	21	2	15
	4	149	99	16	20	0	14
	5	159	95	24	11	0	29
	6	129	75	21	18	1	14
	7	279	167	37	38	1	36
	8	124	75	20	10	1	18
	9	129	75	18	20	0	16
	10	225	152	34	14	1	24
GRAND TOTAL:		<u>1,728</u>	<u>1,080</u>	<u>230</u>	<u>192</u>	<u>8</u>	<u>218</u>



TOWN OF HAMLIN  
TOWN JUSTICE

LEGISLATIVE DISTRICT OR TOWN	ELECTION DISTRICT	TOTAL VOTES	PAUL S. RATH REP	PAUL S. RATH IND	SCATTER	BLANK AND VOID
Hamlin						
	1	140	93	18	0	29
	2	226	140	24	3	59
	3/11	168	109	20	1	38
	4	149	92	16	1	40
	5	159	102	14	1	42
	6	129	79	22	2	26
	7	279	157	35	4	83
	8	124	79	12	1	32
	9	129	83	22	0	24
	10	225	161	15	1	48
GRAND TOTAL:		<u>1,728</u>	<u>1,095</u>	<u>198</u>	<u>14</u>	<u>421</u>

TOWN OF HAMLIN  
MEMBER OF TOWN COUNCIL  
(VOTE FOR 2)

LEGISLATIVE DISTRICT OR TOWN	ELECTION DISTRICT	TOTAL VOTES	MARTIN C. MAIER REP	DAVID G. ROSE REP	MARTIN C. MAIER CON	DAVID G. ROSE CON	MARTIN C. MAIER IND	DAVID G. ROSE IND	SCATTER	BLANK AND VOID
Hamlin										
	1	280	81	77	14	15	22	22	0	49
	2	452	141	138	21	21	22	22	1	86
	3/11	336	110	102	17	19	21	19	2	46
	4	298	92	89	14	12	21	20	0	50
	5	318	93	97	24	19	9	11	1	64
	6	258	69	69	17	17	21	21	0	44
	7	558	157	148	41	44	35	36	2	95
	8	248	75	67	17	17	10	9	2	51
	9	258	69	69	18	19	20	19	0	44
	10	450	149	143	35	35	8	10	2	68
GRAND TOTAL:		<u>3,456</u>	<u>1,036</u>	<u>999</u>	<u>218</u>	<u>218</u>	<u>189</u>	<u>189</u>	<u>10</u>	<u>597</u>

TOWN OF HENRIETTA  
SUPERVISOR

LEGISLATIVE DISTRICT OR TOWN	ELECTION DISTRICT	TOTAL VOTES	MICHAEL B. YUDELSON	MICHAEL B. YUDELSON	MICHAEL B. YUDELSON	SCATTER	BLANK AND VOID
			REP	CON	IND		
Henrietta							
	1	224	125	33	28	0	38
	2	151	93	13	22	0	23
	3	77	45	5	9	2	16
	4	190	87	15	30	0	58
	5	175	85	26	28	1	35
	6	164	89	21	17	1	36
	7	165	83	25	37	3	17
	8	154	82	16	26	0	30
	9	152	79	15	21	1	36
	10	143	74	21	25	0	23
	11	130	60	18	12	0	40
	12	166	98	19	20	0	29
	13	181	88	25	28	0	40
	14	126	61	21	11	1	32
	15	164	97	16	26	1	24
	16	113	59	21	18	1	14
	17	199	91	32	38	0	38
	18	175	87	23	27	0	38
	19	133	79	16	11	0	27
	20	200	114	21	20	1	44
	21	149	79	22	26	0	22
	22	253	136	36	42	0	39
	23	105	48	20	17	2	18
	24	208	115	17	36	0	40
	25	192	114	28	22	0	28
	26	345	183	42	44	1	75
	27	291	169	42	34	1	45
	28	220	113	32	36	2	37
	29	279	123	33	38	3	82
	30	309	142	34	37	3	93
	31	90	38	14	12	4	22
	32	250	133	17	31	5	64
	33	131	80	11	16	0	24
	34	68	37	4	15	0	12
	35	171	91	27	28	0	25
GRAND TOTAL:		<u>6,243</u>	<u>3,277</u>	<u>781</u>	<u>888</u>	<u>33</u>	<u>1,264</u>

TOWN OF HENRIETTA  
TOWN JUSTICE  
(VOTE FOR 3)

LEGISLATIVE DISTRICT OR TOWN	ELECTION DISTRICT	TOTAL VOTES	STEVEN M. DONSKY REP	JAMES F. BEIKIRCH REP	JOHN G. PERICAK REP	STEVEN M. DONSKY CON	JAMES F. BEIKIRCH CON	JOHN G. PERICAK CON	STEVEN M. DONSKY IND	JAMES F. BEIKIRCH IND	JOHN G. PERICAK IND	SCATTER	BLANK AND VOID
Henrietta	1	672	112	112	107	30	30	30	25	25	26	0	175
	2	453	75	76	68	17	17	16	24	25	26	0	109
	3	231	41	43	38	3	5	4	7	7	10	3	70
	4	570	80	76	75	12	13	10	29	26	26	0	223
	5	525	86	83	78	26	27	25	22	24	23	0	131
	6	492	78	76	77	22	24	24	14	16	16	0	145
	7	495	70	67	68	29	27	28	34	36	36	6	94
	8	462	72	70	69	11	15	14	23	21	23	0	144
	9	456	68	70	69	15	17	16	20	21	19	0	141
	10	429	66	66	64	21	20	20	26	24	23	0	99
	11	390	55	55	49	16	17	18	13	12	14	3	138
	12	498	93	95	88	17	15	14	18	20	20	0	118
	13	543	76	72	72	23	27	24	25	26	28	0	170
	14	378	60	59	58	21	22	18	11	13	12	1	103
	15	492	78	80	76	14	14	14	30	27	26	0	133
	16	339	54	54	49	22	20	20	16	17	16	0	71
	17	597	79	72	71	28	27	27	34	35	32	0	192
	18	525	77	75	73	22	23	24	23	24	23	0	161
	19	399	70	68	66	15	19	15	11	12	12	0	111
	20	600	97	102	93	26	29	26	18	21	18	0	170
	21	447	64	62	55	24	21	24	29	31	33	0	104
	22	759	127	117	122	34	35	34	38	38	38	0	176
	23	315	44	42	41	18	21	19	16	13	12	5	84
	24	624	90	93	93	20	25	21	32	34	34	0	182
	25	576	100	96	98	30	35	28	20	22	20	1	126

TOWN OF HENRIETTA  
TOWN JUSTICE  
(VOTE FOR 3)

LEGISLATIVE DISTRICT OR TOWN	ELECTION DISTRICT	TOTAL VOTES	STEVEN M. DONSKY REP	JAMES F. BEIKIRCH REP	JOHN G. PERICAK REP	STEVEN M. DONSKY CON	JAMES F. BEIKIRCH CON	JOHN G. PERICAK CON	STEVEN M. DONSKY IND	JAMES F. BEIKIRCH IND	JOHN G. PERICAK IND	SCATTER	BLANK AND VOID
Henrietta	26	1,035	151	151	150	42	42	41	41	35	45	0	337
	27	873	144	143	142	42	41	35	32	32	33	1	228
	28	660	97	99	96	35	35	32	36	39	35	3	153
	29	837	103	99	98	32	37	36	43	40	40	10	299
	30	927	122	121	112	39	38	39	39	38	39	4	336
	31	270	39	37	36	14	14	15	11	11	13	0	80
	32	750	121	107	107	17	21	17	33	33	34	3	257
	33	393	68	73	62	13	16	15	13	11	14	0	108
	34	204	33	29	32	6	5	5	13	15	13	0	53
	35	513	85	83	86	25	26	23	18	22	18	0	127
GRAND TOTAL:		<u>18,729</u>	<u>2,875</u>	<u>2,823</u>	<u>2,738</u>	<u>781</u>	<u>820</u>	<u>771</u>	<u>837</u>	<u>846</u>	<u>850</u>	<u>40</u>	<u>5,348</u>

TOWN OF HENRIETTA  
MEMBER OF TOWN COUNCIL  
(VOTE FOR 2)

LEGISLATIVE DISTRICT OR TOWN	ELECTION DISTRICT	TOTAL VOTES	WILLIAM J. MULLIGAN, JR.	M. RICK PAGE	WILLIAM J. MULLIGAN, JR.	M. RICK PAGE	WILLIAM J. MULLIGAN, JR.	M. RICK PAGE	SCATTER	BLANK AND VOID
			REP	REP	CON	CON	IND	IND		
Henrietta	1	448	119	112	30	31	25	27	0	104
	2	302	78	78	17	18	24	25	0	62
	3	154	45	40	4	3	9	9	2	42
	4	380	77	75	13	12	29	30	0	144
	5	350	85	76	26	28	23	22	0	90
	6	328	87	80	23	25	12	14	0	87
	7	330	74	73	28	27	35	36	4	53
	8	308	74	79	12	14	23	23	1	82
	9	304	73	67	17	18	19	22	0	88
	10	286	66	64	22	22	22	25	1	64
	11	260	56	61	17	16	14	18	1	77
	12	332	95	88	16	19	18	20	0	76
	13	362	78	76	24	25	25	25	2	107
	14	252	58	56	21	23	12	13	2	67
	15	328	81	83	17	18	23	23	2	81
	16	226	57	50	18	23	15	17	2	44
	17	398	74	72	30	31	36	34	0	121
	18	350	75	75	25	24	30	28	0	93
	19	266	65	70	16	17	14	12	0	72
	20	400	98	99	26	26	16	22	0	113
	21	298	64	58	25	25	32	34	0	60
	22	506	125	126	34	35	38	35	0	113
	23	210	46	40	19	17	15	14	4	55
	24	416	95	98	21	21	33	33	3	112
	25	384	106	102	28	25	22	23	0	78
	26	690	164	153	42	44	37	40	1	209
	27	582	142	157	40	36	36	42	1	128
	28	440	96	100	35	33	39	35	3	99
	29	558	102	109	31	36	40	38	8	194
	30	618	125	122	38	35	36	37	5	220
	31	180	37	39	15	14	11	12	2	50
	32	500	111	117	18	18	31	36	10	159
	33	262	72	71	11	14	11	13	0	70
	34	136	33	31	6	5	13	17	0	31
	35	342	77	85	26	28	21	25	0	80
GRAND TOTAL:		<u>12,486</u>	<u>2,910</u>	<u>2,882</u>	<u>791</u>	<u>806</u>	<u>839</u>	<u>879</u>	<u>54</u>	<u>3,325</u>

TOWN OF IRONDEQUOIT  
SUPERVISOR

LEGISLATIVE DISTRICT OR TOWN	ELECTION DISTRICT	TOTAL VOTES	MARY JOYCE D'AURIZIO	MARY JOYCE D'AURIZIO	MARY JOYCE D'AURIZIO	MARY JOYCE D'AURIZIO	SCATTER	BLANK AND VOID
			DEM	REP	CON	IND		
Irondequoit	1	177	74	43	12	16	1	31
	2	126	47	48	11	3	0	17
	3	219	92	57	19	19	3	29
	4	195	75	70	14	9	0	27
	5	146	76	35	7	9	1	18
	6	309	151	86	18	19	3	32
	7	314	136	87	23	26	4	38
	8	204	83	72	18	11	2	18
	9	181	73	55	20	9	1	23
	10	249	100	75	16	20	5	33
	11	89	39	32	6	2	0	10
	12	125	55	38	6	12	0	14
	13	236	126	57	22	13	0	18
	14	258	102	56	31	21	5	43
	15	291	112	98	21	17	2	41
	16	242	109	68	17	12	0	36
	17	125	46	48	3	10	3	15
	18	190	87	45	15	11	4	28
	19	176	94	36	10	7	1	28
	20	205	75	77	15	12	4	22
	21	164	59	53	14	15	5	18
	22	223	94	56	20	12	3	38
	23	151	79	38	7	7	0	20
	24	176	71	43	22	9	1	30
	25	178	70	45	19	8	5	31
	26	90	42	21	8	8	1	10
	27	138	47	46	12	14	2	17
	28	143	53	47	17	13	2	11
	29	118	60	29	10	9	0	10
	30	192	84	63	8	17	3	17
	31	180	77	57	11	6	1	28
	32	163	61	46	9	19	2	26
	33	157	57	42	12	15	4	27
	34	291	113	114	18	10	0	36
	35	99	53	24	6	8	0	8
	36	72	39	15	3	3	1	11
	37	144	55	57	11	5	3	13
	38	103	51	23	11	3	0	15
	39	75	39	24	5	1	0	6
	40	134	54	44	10	12	2	12
	41	158	69	45	9	11	0	24
	42	231	86	71	18	17	4	35
	43	122	47	34	15	9	0	17
	44	415	147	109	21	24	13	101
	45	156	82	42	9	9	4	10
	46	193	69	78	10	9	2	25
	47	72	29	26	4	2	0	11

TOWN OF IRONDEQUOIT  
SUPERVISOR

LEGISLATIVE DISTRICT OR TOWN	ELECTION DISTRICT	TOTAL VOTES	MARY JOYCE D'AURIZIO	MARY JOYCE D'AURIZIO	MARY JOYCE D'AURIZIO	MARY JOYCE D'AURIZIO	SCATTER	BLANK AND VOID
			DEM	REP	CON	IND		
Irondequoit								
	48	185	73	61	15	11	2	23
	49	190	69	67	16	11	4	23
	50	90	49	22	5	1	1	12
	51	282	120	83	13	20	4	42
	52	155	76	41	9	11	1	17
	53	138	62	43	8	5	2	18
	54	45	20	13	5	1	1	5
	55	166	92	43	12	8	0	11
	56	158	66	50	8	8	3	23
	57	301	135	86	27	20	4	29
	58	182	68	60	22	10	2	20
	59	174	69	62	14	10	0	19
	60	189	78	49	21	15	2	24
	61	214	80	75	19	19	5	16
	62	206	75	65	20	17	3	26
	63	163	74	47	10	15	2	15
	64	108	41	34	8	9	0	16
	65	98	43	26	10	2	0	17
	66	51	31	14	1	1	0	4
	67	150	68	35	15	9	3	20
	68	166	59	54	10	9	2	32
	69	50	34	9	3	1	0	3
	70	61	25	21	5	4	0	6
	71/72	47	25	18	0	2	0	2
GRAND TOTAL:		<u>11,964</u>	<u>5,071</u>	<u>3,553</u>	<u>899</u>	<u>752</u>	<u>138</u>	<u>1,551</u>



TOWN OF IRONDEQUOIT  
TOWN JUSTICE

LEGISLATIVE DISTRICT OR TOWN	ELECTION DISTRICT	TOTAL VOTES	PATRICK K. RUSSI	PATRICK K. RUSSI	PATRICK K. RUSSI	PATRICK K. RUSSI	SCATTER	BLANK AND VOID
			DEM	REP	CON	IND		
Irondequoit	1	177	77	53	11	16	0	20
	2	126	47	52	11	6	0	10
	3	219	89	55	19	18	1	37
	4	195	72	74	19	7	0	23
	5	146	76	38	8	8	0	16
	6	309	153	89	18	19	1	29
	7	314	139	85	23	25	0	42
	8	204	78	74	20	10	1	21
	9	181	65	66	22	8	0	20
	10	249	100	78	18	17	4	32
	11	89	34	37	7	2	0	9
	12	125	50	35	8	14	0	18
	13	236	128	59	23	13	0	13
	14	258	103	66	30	22	1	36
	15	291	110	106	21	16	1	37
	16	242	107	72	21	11	0	31
	17	125	41	52	6	10	1	15
	18	190	81	52	14	10	2	31
	19	176	91	41	11	9	0	24
	20	205	79	78	16	10	1	21
	21	164	67	54	15	13	0	15
	22	223	91	57	20	14	3	38
	23	151	70	43	7	7	0	24
	24	176	77	48	25	9	0	17
	25	178	71	50	21	12	2	22
	26	90	39	21	10	7	0	13
	27	138	49	54	12	14	0	9
	28	143	47	53	19	13	1	10
	29	118	56	33	8	7	0	14
	30	192	82	66	11	19	1	13
	31	180	81	58	10	8	0	23
	32	163	64	50	10	15	0	24
	33	157	58	45	12	13	0	29
	34	291	115	110	20	10	1	35
	35	99	53	21	9	9	0	7
	36	72	41	18	3	2	0	8
	37	144	50	59	12	5	0	18
	38	103	56	21	9	5	0	12
	39	75	35	26	5	1	0	8
	40	134	58	42	9	11	1	13
	41	158	70	48	9	10	0	21

TOWN OF IRONDEQUOIT  
TOWN JUSTICE

LEGISLATIVE DISTRICT OR TOWN	ELECTION DISTRICT	TOTAL VOTES	PATRICK K. RUSSI	PATRICK K. RUSSI	PATRICK K. RUSSI	PATRICK K. RUSSI	SCATTER	BLANK AND VOID
			DEM	REP	CON	IND		
Irondequoit								
	42	231	94	76	19	22	0	20
	43	122	45	33	18	10	0	16
	44	415	162	135	20	28	3	67
	45	156	78	45	9	9	0	15
	46	193	68	76	10	10	0	29
	47	72	33	27	4	1	0	7
	48	185	77	63	15	10	2	18
	49	190	69	65	16	16	2	22
	50	90	53	19	4	2	0	12
	51	282	119	81	13	19	2	48
	52	155	75	43	8	12	1	16
	53	138	58	47	7	7	0	19
	54	45	18	15	4	1	0	7
	55	166	87	43	11	11	0	14
	56	158	74	49	7	6	1	21
	57	301	128	91	27	19	0	36
	58	182	71	53	26	8	1	23
	59	174	69	63	12	9	0	21
	60	189	72	46	23	16	1	31
	61	214	76	81	19	20	2	16
	62	206	77	62	18	19	1	29
	63	163	76	49	13	14	0	11
	64	108	43	34	7	9	0	15
	65	98	42	29	9	2	0	16
	66	51	28	17	1	1	0	4
	67	150	67	40	15	9	0	19
	68	166	65	56	10	10	0	25
	69	50	34	9	4	0	0	3
	70	61	20	22	5	3	0	11
	71/72	47	22	17	0	2	0	6
GRAND TOTAL:		<u>11,964</u>	<u>5,050</u>	<u>3,725</u>	<u>936</u>	<u>760</u>	<u>38</u>	<u>1,455</u>

TOWN OF IRONDEQUOIT  
MEMBER OF TOWN COUNCIL  
(VOTE FOR 2)

LEGISLATIVE DISTRICT OR TOWN	ELECTION DISTRICT	TOTAL VOTES	JOHN PERTICONE	STEPHANIE ALDERSLEY	ROBERT J. NOTTELL	ROBERT E. MOORE	JOHN PERTICONE	STEPHANIE ALDERSLEY	JOHN PERTICONE	STEPHANIE ALDERSLEY	SCATTER	BLANK AND VOID
			DEM	DEM	REP	REP	WOR	WOR	IND	IND		
Irondequoit												
	1	354	83	87	65	68	4	5	10	10	0	22
	2	252	47	51	56	60	2	4	4	4	0	24
	3	438	102	110	70	64	11	13	15	17	0	36
	4	390	81	90	81	77	4	6	8	10	0	33
	5	292	70	72	51	47	4	5	10	9	0	24
	6	618	143	159	107	104	16	11	19	21	4	34
	7	628	155	151	120	117	3	3	27	19	0	33
	8	408	87	88	91	89	6	4	13	12	0	18
	9	362	71	64	80	86	4	4	7	6	0	40
	10	498	109	119	100	101	2	4	21	20	2	20
	11	178	38	34	36	34	4	5	2	4	0	21
	12	250	55	56	50	49	5	5	6	4	0	20
	13	472	117	124	90	86	5	6	10	7	0	27
	14	516	108	120	97	88	13	13	19	17	0	41
	15	582	125	121	123	121	8	7	19	20	0	38
	16	484	117	112	87	83	7	12	11	11	0	44
	17	250	50	51	53	57	2	4	11	11	0	11
	18	380	88	104	62	61	4	4	14	12	0	31
	19	352	96	103	53	47	6	9	8	5	0	25
	20	410	92	95	81	80	6	8	10	11	0	27
	21	328	65	65	62	60	9	12	14	14	0	27
	22	446	102	105	80	78	4	5	15	14	2	41
	23	302	82	79	42	49	3	2	7	6	0	32
	24	352	73	76	73	71	8	7	8	12	0	24
	25	356	69	68	78	79	10	8	6	6	0	32

TOWN OF IRONDEQUOIT  
MEMBER OF TOWN COUNCIL  
(VOTE FOR 2)

LEGISLATIVE DISTRICT OR TOWN	ELECTION DISTRICT	TOTAL VOTES	JOHN PERTICONE	STEPHANIE ALDERSLEY	ROBERT J. NOTTELL	ROBERT E. MOORE	JOHN PERTICONE	STEPHANIE ALDERSLEY	JOHN PERTICONE	STEPHANIE ALDERSLEY	SCATTER	BLANK AND VOID
			DEM	DEM	REP	REP	WOR	WOR	IND	IND		
Irondequoit												
	26	180	40	45	27	26	4	2	8	7	0	21
	27	276	50	55	62	62	3	4	12	12	0	16
	28	286	59	53	64	63	5	3	12	12	0	15
	29	236	56	51	44	41	3	6	6	6	0	23
	30	384	78	87	83	81	6	5	15	16	0	13
	31	360	87	86	68	66	8	6	10	12	0	17
	32	326	74	76	61	54	11	11	12	11	0	16
	33	314	59	66	73	72	4	6	12	9	0	13
	34	582	116	119	137	127	4	2	12	15	0	50
	35	198	48	47	30	30	5	7	6	4	0	21
	36	144	44	45	20	17	2	1	1	1	0	13
	37	288	60	52	63	76	5	3	4	4	0	21
	38	206	54	48	33	35	5	4	5	5	0	17
	39	150	45	39	19	27	2	1	0	2	0	15
	40	268	67	66	47	47	4	4	6	7	0	20
	41	316	77	72	60	64	4	4	5	7	0	23
	42	462	106	109	94	88	8	9	12	11	0	25
	43	244	46	47	49	48	5	6	8	8	0	27
	44	830	165	166	187	188	11	8	21	21	1	62
	45	312	81	78	60	54	2	5	4	6	0	22
	46	386	73	89	80	77	8	7	9	7	2	34
	47	144	34	36	28	26	0	0	6	6	0	8
	48	370	90	89	70	71	3	4	13	12	0	18
	49	380	77	83	77	72	9	7	11	13	4	27
	50	180	54	52	29	25	1	0	3	1	0	15

TOWN OF IRONDEQUOIT  
MEMBER OF TOWN COUNCIL  
(VOTE FOR 2)

LEGISLATIVE DISTRICT OR TOWN	ELECTION DISTRICT	TOTAL VOTES	JOHN PERTICONE	STEPHANIE ALDERSLEY	ROBERT J. NOTTELL	ROBERT E. MOORE	JOHN PERTICONE	STEPHANIE ALDERSLEY	JOHN PERTICONE	STEPHANIE ALDERSLEY	SCATTER	BLANK AND VOID
			DEM	DEM	REP	REP	WOR	WOR	IND	IND		
Irondequoit												
	51	564	132	134	103	111	5	5	19	19	0	36
	52	310	72	71	60	66	3	2	13	8	1	14
	53	276	65	65	50	53	5	5	4	7	0	22
	54	90	21	22	18	19	1	1	2	1	0	5
	55	332	90	86	56	49	7	8	6	8	0	22
	56	316	74	72	63	58	5	5	6	9	0	24
	57	602	129	131	127	128	6	11	15	13	0	42
	58	364	75	71	77	79	8	12	5	10	0	27
	59	348	77	78	72	69	6	5	9	12	0	20
	60	378	76	81	77	76	9	4	12	16	0	27
	61	428	89	82	96	100	6	10	11	10	0	24
	62	412	91	94	81	76	7	6	18	15	0	24
	63	326	71	77	65	69	7	4	10	10	0	13
	64	216	47	52	38	38	7	4	6	7	0	17
	65	196	50	45	37	37	3	3	3	2	0	16
	66	102	24	22	23	24	0	1	0	1	0	7
	67	300	66	65	57	63	8	7	5	6	0	23
	68	332	75	71	60	65	6	5	7	8	0	35
	69	100	33	32	11	10	1	0	0	1	0	12
	70	122	24	27	28	26	5	4	0	1	0	7
	71/72	94	26	24	14	14	5	4	0	2	0	5
GRAND TOTAL:		<u>23,928</u>	<u>5,372</u>	<u>5,462</u>	<u>4,666</u>	<u>4,623</u>	<u>382</u>	<u>387</u>	<u>658</u>	<u>663</u>	<u>16</u>	<u>1,699</u>

TOWN OF MENDON  
SUPERVISOR

LEGISLATIVE DISTRICT OR TOWN	ELECTION DISTRICT	TOTAL VOTES	YVETTE BURRI	JOHN D. MOFFITT	JOHN D. MOFFITT	JOHN D. MOFFITT	YVETTE BURRI	SCATTER	BLANK AND VOID
			DEM	REP	CON	IND	MF		
Mendon	1	377	112	176	40	26	12	0	11
	2	306	97	132	33	35	6	0	3
	3	384	92	215	46	17	6	0	8
	4	274	81	131	27	23	5	0	7
	5	329	77	165	42	23	10	0	12
	6	295	84	139	42	15	7	0	8
	7	350	72	195	55	14	2	0	12
	8	146	36	81	16	11	2	0	0
	9	256	64	121	34	19	10	0	8
GRAND TOTAL:		<u>2,717</u>	<u>715</u>	<u>1,355</u>	<u>335</u>	<u>183</u>	<u>60</u>	<u>0</u>	<u>69</u>

TOWN OF MENDON  
TOWN CLERK

LEGISLATIVE DISTRICT OR TOWN	ELECTION DISTRICT	TOTAL VOTES	JAMES P. MERZKE REP	JAMES P. MERZKE CON	JAMES P. MERZKE IND	SCATTER	BLANK AND VOID
Mendon	1	377	205	49	64	0	59
	2	306	156	33	53	2	62
	3	384	236	45	48	1	54
	4	274	148	27	39	0	60
	5	329	176	50	47	0	56
	6	295	164	49	35	0	47
	7	350	214	59	29	0	48
	8	146	85	18	18	0	25
	9	256	136	32	44	0	44
GRAND TOTAL:		<u>2,717</u>	<u>1,520</u>	<u>362</u>	<u>377</u>	<u>3</u>	<u>455</u>

TOWN OF MENDON  
TOWN JUSTICE

LEGISLATIVE DISTRICT OR TOWN	ELECTION DISTRICT	TOTAL VOTES	WILLIAM P. FLETCHER REP	WILLIAM P. FLETCHER CON	WILLIAM P. FLETCHER IND	SCATTER	BLANK AND VOID
Mendon	1	377	197	52	63	0	65
	2	306	149	33	56	1	67
	3	384	232	48	47	0	57
	4	274	140	29	43	0	62
	5	329	162	53	44	4	66
	6	295	162	50	34	0	49
	7	350	207	59	31	1	52
	8	146	87	19	16	0	24
	9	256	128	30	44	0	54
GRAND TOTAL:		<u>2,717</u>	<u>1,464</u>	<u>373</u>	<u>378</u>	<u>6</u>	<u>496</u>



TOWN OF MENDON  
MEMBER OF TOWN COUNCIL  
(VOTE FOR 2)

LEGISLATIVE DISTRICT OR TOWN	ELECTION DISTRICT	TOTAL VOTES	SHARI STOTTLER	BYRON RUBIN	MICHAEL E. ROBERTS	WAYNE H. MENZ	MICHAEL E. ROBERTS	WAYNE H. MENZ	MICHAEL E. ROBERTS	WAYNE H. MENZ	SHARI STOTTLER	BYRON RUBIN	SCATTER	BLANK AND VOID
			DEM	DEM	REP	REP	CON	CON	IND	IND	MF	MF		
Mendon	1	754	147	104	163	160	36	40	18	24	17	14	0	31
	2	612	147	91	107	110	30	32	25	25	10	10	0	25
	3	768	134	90	180	181	46	45	15	11	9	7	1	49
	4	548	111	80	105	112	26	24	18	21	15	10	0	26
	5	658	115	96	138	131	45	47	10	17	10	14	1	34
	6	590	109	80	124	131	41	44	16	16	8	8	1	12
	7	700	97	80	175	166	47	49	14	12	5	3	0	52
	8	292	44	34	72	71	14	19	6	8	6	5	0	13
	9	512	93	64	96	104	30	34	15	12	14	13	0	37
GRAND TOTAL:		<u>5,434</u>	<u>997</u>	<u>719</u>	<u>1,160</u>	<u>1,166</u>	<u>315</u>	<u>334</u>	<u>137</u>	<u>146</u>	<u>94</u>	<u>84</u>	<u>3</u>	<u>279</u>

TOWN OF MENDON  
SUPERINTENDENT OF HIGHWAYS

<u>LEGISLATIVE DISTRICT OR TOWN</u>	<u>ELECTION DISTRICT</u>	<u>TOTAL VOTES</u>	WILLIAM E. SMITH <u>REP</u>	WILLIAM E. SMITH <u>CON</u>	<u>SCATTER</u>	<u>BLANK AND VOID</u>
Mendon						
	1	377	234	71	0	72
	2	306	175	61	2	68
	3	384	255	62	0	67
	4	274	164	37	0	73
	5	329	192	63	0	74
	6	295	181	65	0	49
	7	350	227	65	0	58
	8	146	90	23	1	32
	9	256	161	50	0	45
GRAND TOTAL:		<u>2,717</u>	<u>1,679</u>	<u>497</u>	<u>3</u>	<u>538</u>

TOWN OF OGDEN  
SUPERVISOR

LEGISLATIVE DISTRICT OR TOWN	ELECTION DISTRICT	TOTAL VOTES	GAY H. LENHARD REP	GAY H. LENHARD CON	GAY H. LENHARD IND	SCATTER	BLANK AND VOID
Ogden							
	1	187	88	26	20	2	51
	2	215	102	37	21	1	54
	3	255	141	38	32	0	44
	4	184	99	33	17	1	34
	5	184	88	22	20	0	54
	6	182	96	32	11	1	42
	7	117	60	24	15	0	18
	8	180	111	21	13	0	35
	9	159	86	23	19	3	28
	10	172	89	26	22	0	35
	11	157	76	36	21	0	24
	12	186	96	32	22	0	36
	13	141	70	24	22	3	22
	14	138	78	26	8	0	26
	15	216	114	31	21	0	50
	16	127	73	16	8	0	30
	17	166	82	25	17	2	40
	18	207	105	43	17	1	41
	19	231	129	37	20	2	43
	20	227	113	46	20	1	47
GRAND TOTAL:		<u>3,631</u>	<u>1,896</u>	<u>598</u>	<u>366</u>	<u>17</u>	<u>754</u>

TOWN OF OGDEN  
TOWN CLERK

LEGISLATIVE DISTRICT OR TOWN	ELECTION DISTRICT	TOTAL VOTES	LYNN A. BIANCHI REP	LYNN A. BIANCHI CON	LYNN A. BIANCHI IND	SCATTER	BLANK AND VOID
Ogden	1	187	98	28	24	3	34
	2	215	110	36	23	1	45
	3	255	139	38	34	0	44
	4	184	102	35	16	1	30
	5	184	91	21	23	0	49
	6	182	95	31	12	0	44
	7	117	64	24	17	0	12
	8	180	106	23	17	0	34
	9	159	91	26	18	1	23
	10	172	87	26	23	0	36
	11	157	78	39	21	0	19
	12	186	100	37	23	0	26
	13	141	75	28	21	0	17
	14	138	79	27	10	0	22
	15	216	119	35	27	0	35
	16	127	79	16	8	0	24
	17	166	89	28	18	0	31
	18	207	113	42	18	0	34
	19	231	133	36	22	2	38
	20	227	121	45	21	0	40
GRAND TOTAL:		<u>3,631</u>	<u>1,969</u>	<u>621</u>	<u>396</u>	<u>8</u>	<u>637</u>

TOWN OF OGDEN  
TOWN JUSTICE

LEGISLATIVE DISTRICT OR TOWN	ELECTION DISTRICT	TOTAL VOTES	MICHAEL P. SCHIANO	MICHAEL P. SCHIANO	MICHAEL P. SCHIANO	SCATTER	BLANK AND VOID
			REP	CON	IND		
Ogden							
	1	187	88	30	21	0	48
	2	215	107	36	19	1	52
	3	255	138	37	34	0	46
	4	184	97	36	16	0	35
	5	184	88	20	25	0	51
	6	182	92	32	13	0	45
	7	117	61	25	17	0	14
	8	180	106	22	16	0	36
	9	159	85	25	21	2	26
	10	172	84	26	20	0	42
	11	157	75	38	22	0	22
	12	186	94	35	27	0	30
	13	141	74	26	20	0	21
	14	138	76	27	10	0	25
	15	216	115	38	22	0	41
	16	127	75	15	8	0	29
	17	166	83	27	19	0	37
	18	207	112	41	17	0	37
	19	231	133	36	24	2	36
	20	227	112	45	20	0	50
GRAND TOTAL:		<u>3,631</u>	<u>1,895</u>	<u>617</u>	<u>391</u>	<u>5</u>	<u>723</u>

TOWN OF OGDEN  
MEMBER OF TOWN COUNCIL  
(VOTE FOR 2)

LEGISLATIVE DISTRICT OR TOWN	ELECTION DISTRICT	TOTAL VOTES	DAVID F. FEENEY REP	MALCOLM E. PERRY REP	DAVID F. FEENEY CON	MALCOLM E. PERRY CON	DAVID F. FEENEY IND	MALCOLM E. PERRY IND	SCATTER	BLANK AND VOID
Ogden										
	1	374	87	84	29	30	20	20	6	98
	2	430	105	101	35	34	23	21	2	109
	3	510	136	133	38	34	31	32	0	106
	4	368	95	90	37	35	16	17	0	78
	5	368	94	83	19	20	23	23	0	106
	6	364	88	88	31	33	13	12	0	99
	7	234	58	58	25	26	16	17	0	34
	8	360	105	98	23	21	15	14	0	84
	9	318	87	82	27	26	18	20	4	54
	10	344	86	82	26	27	19	21	0	83
	11	314	73	73	41	39	21	25	0	42
	12	372	92	90	36	31	24	24	0	75
	13	282	74	69	24	21	21	22	0	51
	14	276	76	75	26	26	10	9	0	54
	15	432	110	104	38	36	19	21	0	104
	16	254	74	73	15	16	8	8	0	60
	17	332	88	80	29	28	16	14	1	76
	18	414	109	107	42	42	17	18	0	79
	19	462	127	125	39	37	20	21	4	89
	20	454	113	113	45	45	18	19	0	101
GRAND TOTAL:		<u>7,262</u>	<u>1,877</u>	<u>1,808</u>	<u>625</u>	<u>607</u>	<u>368</u>	<u>378</u>	<u>17</u>	<u>1,582</u>

TOWN OF PARMA  
SUPERVISOR

LEGISLATIVE DISTRICT OR TOWN	ELECTION DISTRICT	TOTAL VOTES	CARMY R. CARMESTRO, JR. REP	CARMY R. CARMESTRO, JR. CON	CARMY R. CARMESTRO, JR. IND	SCATTER	BLANK AND VOID
Parma	1	247	120	39	26	4	58
	2	291	148	37	36	3	67
	3	207	109	25	17	2	54
	4	239	125	38	24	0	52
	5	200	101	29	20	3	47
	6	100	53	19	6	0	22
	7	216	114	44	15	3	40
	8	400	232	52	31	1	84
	9	237	106	38	19	5	69
	10	253	114	37	26	7	69
	11	226	112	38	28	0	48
	12	204	106	22	36	0	40
	13	417	204	64	49	5	95
	14	166	81	23	19	1	42
	15	262	120	42	43	3	54
GRAND TOTAL:		<u>3,665</u>	<u>1,845</u>	<u>547</u>	<u>395</u>	<u>37</u>	<u>841</u>

TOWN OF PARMA  
TOWN JUSTICE

LEGISLATIVE DISTRICT OR TOWN	ELECTION DISTRICT	TOTAL VOTES	MICHAEL A. SCIORTINO REP	MICHAEL A. SCIORTINO CON	MICHAEL A. SCIORTINO IND	SCATTER	BLANK AND VOID
Parma							
	1	247	131	41	29	0	46
	2	291	166	39	35	1	50
	3	207	117	31	18	1	40
	4	239	125	42	27	0	45
	5	200	108	34	23	0	35
	6	100	57	18	5	0	20
	7	216	120	43	17	0	36
	8	400	244	54	40	0	62
	9	237	122	39	23	0	53
	10	253	126	46	34	2	45
	11	226	113	41	29	0	43
	12	204	111	19	42	1	31
	13	417	231	64	56	0	66
	14	166	94	25	23	0	24
	15	262	132	42	47	2	39
GRAND TOTAL:		<u>3,665</u>	<u>1,997</u>	<u>578</u>	<u>448</u>	<u>7</u>	<u>635</u>



TOWN OF PARMA  
MEMBER OF TOWN COUNCIL  
(VOTE FOR 2)

LEGISLATIVE DISTRICT OR TOWN	ELECTION DISTRICT	TOTAL VOTES	JAMES M. SMITH	GARY L. COMARDO	JAMES M. SMITH	GARY L. COMARDO	JAMES M. SMITH	GARY L. COMARDO	SCATTER	BLANK AND VOID
			REP	REP	CON	CON	IND	IND		
Parma	1	494	117	111	38	43	27	26	0	132
	2	582	147	139	37	36	27	31	2	163
	3	414	110	101	30	27	18	18	1	109
	4	478	118	115	45	43	24	23	0	110
	5	400	97	92	30	30	22	22	1	106
	6	200	53	53	19	18	5	6	0	46
	7	432	114	117	42	40	15	12	0	92
	8	800	218	205	54	58	45	39	2	179
	9	474	110	106	37	39	23	24	0	135
	10	506	116	110	43	43	36	35	4	119
	11	452	104	101	42	43	28	29	0	105
	12	408	105	103	20	20	32	35	0	93
	13	834	213	200	64	60	51	48	0	198
	14	332	87	84	27	24	19	18	0	73
	15	524	119	114	50	53	38	39	6	105
GRAND TOTAL:		<u>7,330</u>	<u>1,828</u>	<u>1,751</u>	<u>578</u>	<u>577</u>	<u>410</u>	<u>405</u>	<u>16</u>	<u>1,765</u>

TOWN OF PARMA  
SUPERINTENDENT OF HIGHWAYS

LEGISLATIVE DISTRICT OR TOWN	ELECTION DISTRICT	TOTAL VOTES	BRIAN F. SPEER  REP	MIKE CLARK  CON	MIKE CLARK  IND	SCATTER	BLANK AND VOID
Parma							
	1	247	126	83	23	0	15
	2	291	110	129	43	1	8
	3	207	105	78	18	0	6
	4	239	112	90	27	0	10
	5	200	102	68	22	0	8
	6	100	48	40	8	0	4
	7	216	124	66	13	0	13
	8	400	188	165	30	0	17
	9	237	129	82	17	0	9
	10	253	111	91	42	1	8
	11	226	131	47	26	0	22
	12	204	106	55	32	0	11
	13	417	182	172	46	0	17
	14	166	82	53	26	0	5
	15	262	148	69	35	1	9
GRAND TOTAL:		3,665	1,804	1,288	408	3	162

TOWN OF PENFIELD  
SUPERVISOR

LEGISLATIVE DISTRICT OR TOWN	ELECTION DISTRICT	TOTAL VOTES	TONY LAFOUNTAIN		IND	SCATTER	BLANK AND VOID
			REP	CON			
Penfield							
	1	74	30	14	10	0	20
	2	193	105	23	24	0	41
	3	180	92	29	26	2	31
	4	215	122	35	26	1	31
	5	245	109	22	34	1	79
	6	167	95	23	19	1	29
	7	242	119	34	42	0	47
	8	177	90	18	26	0	43
	9	294	136	21	40	2	95
	10	184	95	20	27	0	42
	11	123	73	12	13	0	25
	12	241	137	28	32	1	43
	13	224	102	27	20	0	75
	14	221	108	38	28	0	47
	15	250	120	25	39	0	66
	16	108	50	6	15	4	33
	17	216	116	17	29	2	52
	18	169	99	14	22	2	32
	19	304	173	27	43	0	61
	20	230	125	25	29	1	50
	21	225	122	22	33	2	46
	22	178	84	16	20	2	56
	23	276	141	35	32	0	68
	24	266	140	28	43	1	54
	25	173	100	25	22	0	26
	26	125	73	10	13	0	29
	27	250	130	27	43	2	48
	28	144	73	13	30	1	27
	29	218	118	24	27	0	49
	30	337	190	49	37	1	60
	31	148	78	16	15	0	39
	32	119	63	10	19	0	27
	33	235	118	35	32	1	49
	34	160	89	21	15	0	35
	35	224	113	18	34	0	59
	36	145	80	9	28	0	28
	37	342	207	39	32	3	61
	38	138	75	15	17	0	31
	39	146	74	23	16	0	33
	40	219	124	15	25	0	55
	41	193	122	26	16	0	29
	42	142	80	13	13	0	36
GRAND TOTAL:		<u>8,460</u>	<u>4,490</u>	<u>947</u>	<u>1,106</u>	<u>30</u>	<u>1,887</u>

TOWN OF PENFIELD  
TOWN JUSTICE

LEGISLATIVE DISTRICT OR TOWN	ELECTION DISTRICT	TOTAL VOTES	JOHN P. LOMENZO, JR.	JOHN P. LOMENZO, JR.	JOHN P. LOMENZO, JR.	SCATTER	BLANK AND VOID
			REP	CON	IND		
Penfield							
	1	74	30	14	10	0	20
	2	193	100	22	27	0	44
	3	180	84	32	21	0	43
	4	215	119	37	26	0	33
	5	245	105	25	32	0	83
	6	167	96	25	21	1	24
	7	242	112	38	40	0	52
	8	177	85	23	23	1	45
	9	294	130	20	43	2	99
	10	184	91	21	28	0	44
	11	123	71	11	15	0	26
	12	241	129	32	37	0	43
	13	224	106	28	19	0	71
	14	221	107	33	30	0	51
	15	250	115	24	40	0	71
	16	108	51	6	20	0	31
	17	216	111	17	32	0	56
	18	169	96	14	27	0	32
	19	304	167	27	40	0	70
	20	230	122	25	28	2	53
	21	225	117	21	33	0	54
	22	178	75	18	23	1	61
	23	276	129	34	36	0	77
	24	266	142	31	39	0	54
	25	173	94	26	22	0	31
	26	125	65	15	12	0	33
	27	250	125	27	37	0	61
	28	144	68	14	29	0	33
	29	218	109	27	31	0	51
	30	337	181	48	38	1	69
	31	148	71	18	16	0	43
	32	119	60	13	17	1	28
	33	235	116	36	34	0	49
	34	160	85	21	15	0	39
	35	224	106	22	30	0	66
	36	145	75	10	31	0	29
	37	342	201	44	31	2	64
	38	138	72	15	15	0	36
	39	146	76	22	14	0	34
	40	219	114	18	23	0	64
	41	193	116	28	17	1	31
	42	142	79	18	13	0	32
GRAND TOTAL:		<u>8,460</u>	<u>4,303</u>	<u>1,000</u>	<u>1,115</u>	<u>12</u>	<u>2,030</u>

TOWN OF PENFIELD  
MEMBER OF TOWN COUNCIL  
(VOTE FOR 2)  
PART 1 OF 2

LEGISLATIVE DISTRICT OR TOWN	ELECTION DISTRICT	TOTAL VOTES	THOMAS N. TREVETT DEM	KELLENE F. PAUL DEM	LINDA W. KOHL REP	ROB QUINN REP	LINDA W. KOHL CON	ROB QUINN CON
Penfield								
	1	148	26	24	21	18	16	15
	2	386	72	62	77	81	19	22
	3	360	56	38	72	73	26	28
	4	430	54	41	96	101	32	31
	5	490	95	88	90	85	22	26
	6	334	54	43	80	74	20	19
	7	484	102	78	83	89	28	32
	8	354	64	56	73	71	18	18
	9	588	145	122	102	99	19	23
	10	368	74	57	78	74	16	15
	11	246	45	35	57	55	10	10
	12	482	111	75	95	113	23	22
	13	448	74	62	89	92	28	24
	14	442	75	66	86	84	33	31
	15	500	106	81	92	92	26	31
	16	216	55	45	32	36	6	5
	17	432	81	67	90	85	15	15
	18	338	67	49	80	74	9	10
	19	608	124	101	139	141	24	25
	20	460	79	57	98	102	23	26
	21	450	75	64	98	90	17	18
	22	356	93	73	57	52	15	17
	23	552	135	94	100	107	25	29
	24	532	97	73	110	117	29	31
	25	346	44	36	84	83	26	26
	26	250	45	35	54	58	12	10
	27	500	104	71	103	107	21	21
	28	288	55	42	53	58	11	13
	29	436	77	71	82	82	28	25
	30	674	115	94	154	145	42	37
	31	296	66	57	55	50	18	16
	32	238	54	46	48	44	9	9
	33	470	92	79	95	95	30	28
	34	320	51	41	66	68	18	20
	35	448	92	79	90	89	17	17
	36	290	66	53	59	58	8	9
	37	684	112	84	167	176	33	32
	38	276	38	35	70	67	12	14
	39	292	54	42	54	58	24	23
	40	438	73	61	100	105	13	13
	41	386	45	41	104	99	25	25
	42	284	46	38	65	67	15	17
GRAND TOTAL:		<u>16,920</u>	<u>3,188</u>	<u>2,556</u>	<u>3,498</u>	<u>3,514</u>	<u>861</u>	<u>878</u>

TOWN OF PENFIELD  
MEMBER OF TOWN COUNCIL  
(VOTE FOR 2)  
PART 2 OF 2

LEGISLATIVE DISTRICT OR TOWN	ELECTION DISTRICT	TOTAL VOTES	THOMAS N. TREVETT WOR	KELLENE F. PAUL WOR	LINDA W. KOHL IND	ROB QUINN IND	SCATTER	BLANK AND VOID
Penfield	1	148	3	0	7	6	0	12
	2	386	9	5	10	10	0	19
	3	360	11	10	13	15	0	18
	4	430	11	9	16	15	0	24
	5	490	14	11	19	15	0	25
	6	334	6	3	10	11	0	14
	7	484	13	8	12	17	0	22
	8	354	9	8	9	5	0	23
	9	588	11	8	19	19	0	21
	10	368	2	2	17	11	0	22
	11	246	1	1	8	7	0	17
	12	482	3	4	6	12	0	18
	13	448	5	5	7	10	0	52
	14	442	11	9	9	9	0	29
	15	500	8	4	19	18	0	23
	16	216	8	4	6	7	0	12
	17	432	10	11	16	12	1	29
	18	338	13	10	8	6	0	12
	19	608	11	7	11	13	0	12
	20	460	10	9	14	12	0	30
	21	450	9	9	17	16	0	37
	22	356	6	7	9	12	0	15
	23	552	10	6	13	15	0	18
	24	532	11	10	16	19	0	19
	25	346	4	1	13	10	0	19
	26	250	7	4	5	5	0	15
	27	500	10	6	21	22	0	14
	28	288	6	5	12	14	0	19
	29	436	12	10	12	8	0	29
	30	674	15	11	18	18	0	25
	31	296	4	4	4	4	0	18
	32	238	7	4	4	4	0	9
	33	470	7	7	14	11	0	12
	34	320	11	7	8	4	0	26
	35	448	5	6	14	16	0	23
	36	290	7	4	10	9	0	7
	37	684	9	4	19	17	0	31
	38	276	4	5	8	9	0	14
	39	292	5	5	5	6	0	16
	40	438	9	9	6	9	0	40
	41	386	2	5	8	12	0	20
	42	284	3	4	6	5	0	18
GRAND TOTAL:		<u>16,920</u>	<u>332</u>	<u>261</u>	<u>478</u>	<u>475</u>	<u>1</u>	<u>878</u>

TOWN OF PERINTON  
SUPERVISOR

LEGISLATIVE DISTRICT OR TOWN	ELECTION DISTRICT	TOTAL VOTES	JAMES E. SMITH	JAMES E. SMITH	JAMES E. SMITH	SCATTER	BLANK AND VOID
			REP	CON	IND		
Perinton							
	1	291	173	28	33	0	57
	2	259	151	22	31	0	55
	3	209	127	22	29	1	30
	4	194	102	20	32	2	38
	5	109	59	11	23	0	16
	6	206	104	21	33	0	48
	7	228	124	18	38	1	47
	8	201	119	25	23	2	32
	9	288	167	37	37	1	46
	10	236	131	21	44	1	39
	11	126	62	17	19	0	28
	12	218	115	26	35	0	42
	13	205	132	25	16	0	32
	14	223	122	27	33	5	36
	15	161	90	12	23	0	36
	16	163	84	18	24	0	37
	17	246	128	18	40	2	58
	18	231	125	32	28	0	46
	19	201	119	25	29	1	27
	20	201	114	21	24	0	42
	21	273	145	39	30	2	57
	22	152	86	17	17	1	31
	23	311	191	35	39	0	46
	24	343	234	30	24	1	54
	25	168	92	16	25	0	35
	26	242	142	30	25	2	43
	27	167	112	16	15	1	23
	28	184	110	22	16	0	36
	29	120	64	11	16	1	28
	30	185	106	20	24	1	34
	31	265	171	22	27	2	43
	32	164	96	26	15	0	27
	33	217	127	21	34	0	35
	34	232	133	27	36	0	36
	35	172	91	26	28	0	27
	36	88	52	8	15	0	13
	37	194	108	28	34	1	23
	38	239	155	23	27	1	33
	39	215	117	35	20	2	41
	40	147	82	17	26	1	21
	41	141	84	19	17	1	20
	42	179	105	19	21	0	34
	43	350	205	34	38	0	73
	44	207	117	22	26	2	40
	45	281	170	36	34	0	41
	46	102	48	18	16	0	20
	47	177	97	22	20	3	35
	48	142	72	21	26	0	23
	49	194	116	24	20	0	34
	50	53	23	3	4	0	23
	51	236	150	33	28	0	25
	52	168	110	19	14	2	23
	53	194	105	23	21	0	45
	54	296	181	41	30	1	43
	55	232	144	26	24	0	38
	56	198	114	31	21	0	32
GRAND TOTAL:		<u>11,424</u>	<u>6,603</u>	<u>1,306</u>	<u>1,447</u>	<u>41</u>	<u>2,027</u>

TOWN OF PERINTON  
TOWN CLERK

LEGISLATIVE DISTRICT OR TOWN	ELECTION DISTRICT	TOTAL VOTES	JENNIFER A. WEST	JENNIFER A. WEST	JENNIFER A. WEST	SCATTER	BLANK AND VOID
			REP	CON	IND		
Perinton							
	1	291	172	28	35	0	56
	2	259	150	22	35	0	52
	3	209	125	22	26	0	36
	4	194	94	21	37	1	41
	5	109	56	11	22	1	19
	6	206	99	20	31	0	56
	7	228	117	20	40	0	51
	8	201	116	26	22	2	35
	9	288	166	36	35	0	51
	10	236	129	23	42	1	41
	11	126	60	16	17	0	33
	12	218	115	25	36	0	42
	13	205	128	25	14	0	38
	14	223	121	32	30	2	38
	15	161	83	15	21	0	42
	16	163	77	18	24	0	44
	17	246	122	20	38	2	64
	18	231	117	34	26	0	54
	19	201	114	27	29	0	31
	20	201	110	21	23	0	47
	21	273	144	39	31	2	57
	22	152	84	20	16	1	31
	23	311	179	39	39	0	54
	24	343	215	33	25	0	70
	25	168	88	17	25	0	38
	26	242	137	32	25	2	46
	27	167	108	16	15	0	28
	28	184	104	23	17	0	40
	29	120	65	9	15	1	30
	30	185	99	22	27	0	37
	31	265	169	22	22	1	51
	32	164	90	23	18	0	33
	33	217	124	22	36	0	35
	34	232	130	27	36	0	39
	35	172	92	23	27	0	30
	36	88	53	8	15	0	12
	37	194	103	24	35	1	31
	38	239	145	20	32	1	41
	39	215	121	35	19	0	40
	40	147	77	18	25	0	27
	41	141	79	16	18	1	27
	42	179	102	18	23	0	36
	43	350	203	34	40	0	73
	44	207	114	23	25	1	44
	45	281	168	37	36	0	40
	46	102	45	17	17	0	23
	47	177	96	25	22	1	33
	48	142	72	21	25	0	24
	49	194	109	24	25	0	36
	50	53	23	4	4	0	22
	51	236	151	35	27	0	23
	52	168	110	19	15	2	22
	53	194	105	20	22	0	47
	54	296	180	42	31	0	43
	55	232	140	26	23	0	43
	56	198	113	30	21	0	34
GRAND TOTAL:		<u>11,424</u>	<u>6,408</u>	<u>1,325</u>	<u>1,457</u>	<u>23</u>	<u>2,211</u>



TOWN OF PERINTON  
TOWN JUSTICE

LEGISLATIVE DISTRICT OR TOWN	ELECTION DISTRICT	TOTAL VOTES	JANE M. GABRIELE	THOMAS A. KLONICK	THOMAS A. KLONICK	THOMAS A. KLONICK	SCATTER	BLANK AND VOID
			DEM	REP	CON	IND		
Perinton								
	1	291	95	147	25	14	0	10
	2	259	89	124	20	15	0	11
	3	209	73	101	17	12	0	6
	4	194	82	75	16	12	0	9
	5	109	33	48	11	12	0	5
	6	206	97	75	15	12	0	7
	7	228	97	89	18	11	0	13
	8	201	62	93	27	12	1	6
	9	288	89	131	33	19	0	16
	10	236	92	97	23	11	0	13
	11	126	50	49	14	7	0	6
	12	218	73	92	23	17	1	12
	13	205	58	108	19	6	0	14
	14	223	74	101	25	14	1	8
	15	161	57	70	12	12	0	10
	16	163	63	64	14	11	0	11
	17	246	107	96	19	10	0	14
	18	231	83	103	27	9	0	9
	19	201	61	96	27	11	0	6
	20	201	73	90	18	11	0	9
	21	273	90	116	32	12	2	21
	22	152	48	71	19	6	0	8
	23	311	87	160	34	18	0	12
	24	343	98	181	31	14	0	19
	25	168	62	77	11	9	0	9
	26	242	88	108	25	8	0	13
	27	167	41	95	15	8	0	8
	28	184	62	83	20	10	0	9
	29	120	43	54	9	7	0	7
	30	185	63	79	23	10	0	10
	31	265	78	143	20	11	0	13
	32	164	45	79	26	6	0	8
	33	217	68	107	18	14	0	10
	34	232	72	103	30	17	0	10
	35	172	47	78	21	17	0	9
	36	88	38	36	6	3	0	5
	37	194	69	82	21	13	0	9
	38	239	81	107	24	15	0	12
	39	215	56	106	29	12	0	12
	40	147	49	60	17	12	0	9
	41	141	49	66	11	8	0	7
	42	179	66	84	14	9	0	6

TOWN OF PERINTON  
TOWN JUSTICE

LEGISLATIVE DISTRICT OR TOWN	ELECTION DISTRICT	TOTAL VOTES	JANE M. GABRIELE	THOMAS A. KLONICK	THOMAS A. KLONICK	THOMAS A. KLONICK	SCATTER	BLANK AND VOID
			DEM	REP	CON	IND		
Perinton	43	350	106	177	35	17	0	15
	44	207	54	113	20	12	0	8
	45	281	71	149	32	12	0	17
	46	102	37	41	16	4	0	4
	47	177	55	80	23	13	0	6
	48	142	51	61	17	9	0	4
	49	194	59	92	23	10	0	10
	50	53	34	15	3	0	0	1
	51	236	59	123	40	5	0	9
	52	168	36	98	20	8	0	6
	53	194	83	72	24	6	0	9
	54	296	88	146	41	13	0	8
	55	232	74	114	24	9	0	11
	56	198	71	85	28	9	0	5
GRAND TOTAL:		<u>11,424</u>	<u>3,786</u>	<u>5,290</u>	<u>1,205</u>	<u>604</u>	<u>5</u>	<u>534</u>

TOWN OF PERINTON  
MEMBER OF TOWN COUNCIL  
(VOTE FOR 2)

LEGISLATIVE DISTRICT OR TOWN	ELECTION DISTRICT	TOTAL VOTES	STEPHEN C. VAN VREEDE	JOSEPH H. LAFAY	STEPHEN C. VAN VREEDE	JOSEPH H. LAFAY	STEPHEN C. VAN VREEDE	JOSEPH H. LAFAY	SCATTER	BLANK AND VOID
			REP	REP	CON	CON	IND	IND		
Perinton	1	582	156	157	28	26	35	36	0	144
	2	518	142	144	27	26	30	31	0	118
	3	418	121	118	22	21	28	30	0	78
	4	388	87	84	18	23	40	38	2	96
	5	218	52	53	10	10	20	21	0	52
	6	412	90	94	22	20	28	25	2	131
	7	456	111	117	20	19	35	34	1	119
	8	402	116	110	25	28	24	25	5	69
	9	576	148	153	38	40	37	35	2	123
	10	472	119	119	23	27	44	45	2	93
	11	252	58	55	16	17	15	16	0	75
	12	436	112	106	26	26	34	37	0	95
	13	410	124	121	24	25	15	14	0	87
	14	446	110	112	30	27	29	30	3	105
	15	322	82	82	18	17	24	23	0	76
	16	326	80	80	13	14	24	23	0	92
	17	492	112	109	21	23	39	40	4	144
	18	462	109	105	35	35	27	29	0	122
	19	402	108	114	29	28	26	26	0	71
	20	402	101	101	22	22	28	28	0	100
	21	546	135	137	35	35	32	33	3	136
	22	304	83	85	19	18	17	17	2	63
	23	622	176	175	41	41	38	38	2	111
	24	686	206	210	34	34	27	29	0	146
	25	336	86	83	14	16	23	22	0	92
	26	484	128	132	36	36	24	24	4	100
	27	334	105	104	17	17	13	12	0	66
	28	368	99	102	27	24	20	21	0	75
	29	240	59	58	9	13	15	14	2	70
	30	370	93	89	25	26	24	24	0	89

TOWN OF PERINTON  
MEMBER OF TOWN COUNCIL  
(VOTE FOR 2)

LEGISLATIVE DISTRICT OR TOWN	ELECTION DISTRICT	TOTAL VOTES	STEPHEN C. VAN VREEDE REP	JOSEPH H. LAFAY REP	STEPHEN C. VAN VREEDE CON	JOSEPH H. LAFAY CON	STEPHEN C. VAN VREEDE IND	JOSEPH H. LAFAY IND	SCATTER	BLANK AND VOID
Perinton	31	530	155	162	25	21	26	25	3	113
	32	328	85	84	24	26	17	17	0	75
	33	434	124	123	19	22	36	35	1	74
	34	464	122	120	29	28	35	38	0	92
	35	344	89	90	25	23	25	25	0	67
	36	176	48	46	11	12	14	14	0	31
	37	388	98	101	24	26	36	36	3	64
	38	478	132	134	24	26	32	33	0	97
	39	430	116	122	34	30	19	22	0	87
	40	294	72	75	17	17	26	24	0	63
	41	282	72	75	19	20	17	18	4	57
	42	358	99	96	20	27	20	20	0	76
	43	700	197	197	41	40	42	42	0	141
	44	414	118	115	21	23	26	24	2	85
	45	562	160	162	39	37	34	35	1	94
	46	204	42	41	19	18	17	17	0	50
	47	354	94	92	23	25	22	21	2	75
	48	284	65	64	21	21	26	27	2	58
	49	388	103	104	25	23	26	28	1	78
	50	106	20	21	4	4	7	7	0	43
	51	472	143	140	37	39	25	23	0	65
	52	336	101	99	23	22	17	17	4	53
	53	388	99	96	23	24	21	22	0	103
	54	592	168	165	43	47	36	37	0	96
	55	464	138	133	27	27	25	25	0	89
	56	396	106	104	31	29	25	26	0	75
GRAND TOTAL:		<u>22,848</u>	<u>6,074</u>	<u>6,070</u>	<u>1,372</u>	<u>1,391</u>	<u>1,467</u>	<u>1,478</u>	<u>57</u>	<u>4,939</u>

TOWN OF PITTSFORD  
SUPERVISOR

LEGISLATIVE DISTRICT OR TOWN	ELECTION DISTRICT	TOTAL VOTES	WILLIAM A. CARPENTER  REP	WILLIAM A. CARPENTER  IND	SCATTER	BLANK AND VOID
Pittsford						
	1	193	111	22	3	57
	2	205	100	38	4	63
	3	383	260	39	0	84
	4	212	136	38	1	37
	5	153	90	25	2	36
	6	169	89	28	2	50
	7	105	68	15	3	19
	8	250	168	18	0	64
	9	275	160	42	0	73
	10	201	125	23	1	52
	11	170	108	22	2	38
	12	186	118	30	1	37
	13	163	90	27	0	46
	14	287	197	35	0	55
	15	129	75	19	2	33
	16	159	90	33	0	36
	17	273	151	51	0	71
	18	189	114	28	1	46
	19	164	108	24	1	31
	20	233	135	31	0	67
	21	214	129	25	2	58
	22	275	182	38	3	52
	23	201	144	30	1	26
	24	275	188	32	0	55
	25	318	214	36	0	68
	26	224	146	37	4	37
	27	170	110	23	0	37
	28	197	125	30	0	42
	29	227	147	39	0	41
	30	186	116	24	2	44
	31	210	136	40	0	34
	32	230	151	34	0	45
	33	236	160	34	1	41
	34	186	119	28	2	37
GRAND TOTAL:		7,248	4,560	1,038	38	1,612

TOWN OF PITTSFORD  
TOWN JUSTICE

LEGISLATIVE DISTRICT OR TOWN	ELECTION DISTRICT	TOTAL VOTES	WILLIAM A. SMITH REP	WILLIAM A. SMITH CON	WILLIAM A. SMITH IND	SCATTER	BLANK AND VOID
Pittsford							
	1	193	99	18	22	1	53
	2	205	90	17	40	2	56
	3	383	236	15	43	0	89
	4	212	111	12	39	0	50
	5	153	77	10	24	0	42
	6	169	72	5	22	1	69
	7	105	56	9	13	0	27
	8	250	149	26	15	0	60
	9	275	146	21	40	0	68
	10	201	116	15	20	2	48
	11	170	91	12	17	0	50
	12	186	95	11	32	1	47
	13	163	80	18	25	0	40
	14	287	156	28	35	1	67
	15	129	62	13	21	2	31
	16	159	79	9	34	0	37
	17	273	132	20	46	0	75
	18	189	97	12	25	2	53
	19	164	88	20	23	0	33
	20	233	117	16	28	0	72
	21	214	106	18	25	1	64
	22	275	160	16	39	1	59
	23	201	119	24	27	0	31
	24	275	164	20	33	0	58
	25	318	192	20	38	0	68
	26	224	118	29	35	0	42
	27	170	95	15	21	0	39
	28	197	101	14	30	0	52
	29	227	126	20	32	0	49
	30	186	94	18	22	2	50
	31	210	116	18	36	2	38
	32	230	136	12	34	1	47
	33	236	132	26	30	1	47
	34	186	104	14	27	1	40
GRAND TOTAL:		<u>7,248</u>	<u>3,912</u>	<u>571</u>	<u>993</u>	<u>21</u>	<u>1,751</u>

TOWN OF PITTSFORD  
MEMBER OF TOWN COUNCIL  
(VOTE FOR 2)

LEGISLATIVE DISTRICT OR TOWN	ELECTION DISTRICT	TOTAL VOTES	MATTHEW J. O'CONNOR REP	KAREN W. GREEN REP	MATTHEW J. O'CONNOR CON	MATTHEW J. O'CONNOR IND	KAREN W. GREEN IND	SCATTER	BLANK AND VOID
Pittsford									
	1	386	99	107	18	18	20	3	121
	2	410	91	96	16	41	41	4	121
	3	766	233	244	19	39	43	0	188
	4	424	111	120	12	38	40	1	102
	5	306	72	75	11	26	31	0	91
	6	338	69	75	6	23	25	2	138
	7	210	55	62	9	14	19	0	51
	8	500	147	158	25	17	25	0	128
	9	550	148	151	19	37	41	0	154
	10	402	119	121	12	23	25	0	102
	11	340	88	92	15	17	19	0	109
	12	372	93	102	10	32	36	2	97
	13	326	79	86	19	24	28	0	90
	14	574	155	177	29	40	40	1	132
	15	258	59	70	12	20	19	3	75
	16	318	80	88	11	27	31	1	80
	17	546	122	144	20	48	52	2	158
	18	378	96	100	9	22	23	3	125
	19	328	88	91	20	24	30	0	75
	20	466	115	123	15	24	26	0	163
	21	428	108	116	18	22	27	1	136
	22	550	156	171	15	38	43	5	122
	23	402	117	124	19	30	36	3	73
	24	550	161	168	19	34	39	0	129
	25	636	183	194	20	36	41	0	162
	26	448	116	135	27	37	42	1	90
	27	340	93	99	16	22	27	0	83
	28	394	99	109	11	30	32	2	111
	29	454	121	131	20	33	44	0	105
	30	372	91	100	17	21	29	2	112
	31	420	107	120	20	38	42	1	92
	32	460	128	140	13	34	38	0	107
	33	472	129	146	27	26	33	3	108
	34	372	102	105	14	26	30	3	92
GRAND TOTAL:		<u>14,496</u>	<u>3,830</u>	<u>4,140</u>	<u>563</u>	<u>981</u>	<u>1,117</u>	<u>43</u>	<u>3,822</u>

TOWN OF RIGA  
SUPERVISOR

LEGISLATIVE DISTRICT OR TOWN	ELECTION DISTRICT	TOTAL VOTES	JAMES R. EHRMENTRAUT DEM/COR	ROBERT E. OTTLEY REP	ROBERT E. OTTLEY CON	JAMES R. EHRMENTRAUT WOR	ROBERT E. OTTLEY IND	SCATTER	BLANK AND VOID
Riga	1	329	70	167	42	18	17	0	15
	2	240	61	123	29	14	6	0	7
	3	204	46	106	26	6	10	1	9
	4	243	66	114	25	10	11	0	17
	5	223	54	111	22	21	9	0	6
	6	205	45	95	36	17	6	0	6
GRAND TOTAL:		<u>1,444</u>	<u>342</u>	<u>716</u>	<u>180</u>	<u>86</u>	<u>59</u>	<u>1</u>	<u>60</u>



TOWN OF RIGA  
TOWN JUSTICE

LEGISLATIVE DISTRICT OR TOWN	ELECTION DISTRICT	TOTAL VOTES	RONALD G. HULL DEM/COR	SCOTT O'KOLOWICZ REP	SCOTT O'KOLOWICZ CON	RONALD G. HULL WOR	SCOTT O'KOLOWICZ IND	SCATTER	BLANK AND VOID
Riga	1	329	100	144	38	17	12	0	18
	2	240	66	114	28	18	9	0	5
	3	204	77	81	22	7	7	0	10
	4	243	95	98	27	9	7	1	6
	5	223	62	100	26	14	13	0	8
	6	205	54	87	31	13	9	0	11
GRAND TOTAL:		<u>1,444</u>	<u>454</u>	<u>624</u>	<u>172</u>	<u>78</u>	<u>57</u>	<u>1</u>	<u>58</u>

TOWN OF RIGA  
MEMBER OF TOWN COUNCIL  
(VOTE FOR 2)  
PART 1 OF 2

LEGISLATIVE DISTRICT OR TOWN	ELECTION DISTRICT	TOTAL VOTES	PATRICIA C. WOITYRA DEM/COR	STEVEN R. RANDALL DEM/COR	DAVID SMITH REP	BRAD O'BROCTA REP	DAVID SMITH CON	BRAD O'BROCTA CON
Riga	1	658	75	90	163	144	48	42
	2	480	62	67	121	111	33	33
	3	408	61	67	94	85	23	18
	4	486	78	81	114	100	27	29
	5	446	50	61	108	97	28	28
	6	410	59	61	86	76	35	33
GRAND TOTAL:		<u>2,888</u>	<u>385</u>	<u>427</u>	<u>686</u>	<u>613</u>	<u>194</u>	<u>183</u>

TOWN OF RIGA  
MEMBER OF TOWN COUNCIL  
(VOTE FOR 2)  
PART 2 OF 2

LEGISLATIVE DISTRICT OR TOWN	ELECTION DISTRICT	TOTAL VOTES	PATRICIA C. WOITYRA WOR	STEVEN R. RANDALL WOR	DAVID SMITH IND	BRAD O'BROCTA IND	SCATTER	BLANK AND VOID
Riga	1	658	11	16	17	16	0	36
	2	480	12	12	6	4	0	19
	3	408	11	8	11	9	0	21
	4	486	12	13	10	4	0	18
	5	446	13	12	13	12	0	24
	6	410	15	14	10	9	0	12
GRAND TOTAL:		<u>2,888</u>	<u>74</u>	<u>75</u>	<u>67</u>	<u>54</u>	<u>0</u>	<u>130</u>

TOWN OF RUSH  
SUPERVISOR

LEGISLATIVE DISTRICT OR TOWN	ELECTION DISTRICT	TOTAL VOTES	KATHRYN HANKINS	RICHARD E. ANDERSON	RICHARD E. ANDERSON	RICHARD E. ANDERSON	KATHRYN HANKINS	SCATTER	BLANK AND VOID
			DEM	REP	CON	IND	ORG		
Rush	1	338	138	137	23	5	26	2	7
	2	231	80	107	17	9	14	0	4
	3	357	151	129	26	10	28	0	13
	4	313	131	109	28	16	22	0	7
GRAND TOTAL:		<u>1,239</u>	<u>500</u>	<u>482</u>	<u>94</u>	<u>40</u>	<u>90</u>	<u>2</u>	<u>31</u>

TOWN OF RUSH  
TOWN CLERK

<u>LEGISLATIVE DISTRICT OR TOWN</u>	<u>ELECTION DISTRICT</u>	<u>TOTAL VOTES</u>	<u>PAMELA J. BUCCI REP</u>	<u>PAMELA J. BUCCI CON</u>	<u>PAMELA J. BUCCI IND</u>	<u>SCATTER</u>	<u>BLANK AND VOID</u>
Rush							
	1	338	199	28	36	2	73
	2	231	149	27	18	0	37
	3	357	175	32	46	1	103
	4	313	162	32	50	0	69
GRAND TOTAL:		<u>1,239</u>	<u>685</u>	<u>119</u>	<u>150</u>	<u>3</u>	<u>282</u>

TOWN OF RUSH  
TOWN JUSTICE

LEGISLATIVE DISTRICT OR TOWN	ELECTION DISTRICT	TOTAL VOTES	THOMAS S. DOUPE REP	THOMAS S. DOUPE CON	THOMAS S. DOUPE IND	SCATTER	BLANK AND VOID
Rush	1	338	187	33	28	1	89
	2	231	135	27	20	0	49
	3	357	170	34	43	0	110
	4	313	149	34	49	0	81
GRAND TOTAL:		1,239	641	128	140	1	329

TOWN OF RUSH  
MEMBER OF TOWN COUNCIL  
(VOTE FOR 2)

LEGISLATIVE DISTRICT OR TOWN	ELECTION DISTRICT	TOTAL VOTES	DANIEL V. WOOLAVER	DAVID J. PALMER	KATHRYN A. STEINER	ALEXANDER R. SIMON	KATHRYN A. STEINER	ALEXANDER R. SIMON	KATHRYN A. STEINER	ALEXANDER R. SIMON	DANIEL V. WOOLAVER	DAVID J. PALMER	SCATTER	BLANK AND VOID
			DEM	DEM	REP	REP	CON	CON	IND	IND	ORG	ORG		
Rush	1	676	138	124	137	128	31	25	8	3	25	24	0	33
	2	462	80	76	106	94	20	20	10	8	19	16	0	13
	3	714	156	142	123	104	30	29	11	8	37	37	0	37
	4	626	127	121	113	100	30	26	17	12	29	32	0	19
GRAND TOTAL:		<u>2,478</u>	<u>501</u>	<u>463</u>	<u>479</u>	<u>426</u>	<u>111</u>	<u>100</u>	<u>46</u>	<u>31</u>	<u>110</u>	<u>109</u>	<u>0</u>	<u>102</u>

TOWN OF RUSH  
SUPERINTENDENT OF HIGHWAYS

LEGISLATIVE DISTRICT OR TOWN	ELECTION DISTRICT	TOTAL VOTES	MARK E. DAVID REP	MARK E. DAVID CON	MARK E. DAVID IND	SCATTER	BLANK AND VOID
Rush							
	1	338	203	29	37	1	68
	2	231	139	27	26	0	39
	3	357	194	39	46	3	75
	4	313	155	33	62	0	63
GRAND TOTAL:		<u>1,239</u>	<u>691</u>	<u>128</u>	<u>171</u>	<u>4</u>	<u>245</u>



TOWN OF SWEDEN  
SUPERVISOR

LEGISLATIVE DISTRICT OR TOWN	ELECTION DISTRICT	TOTAL VOTES	PATRICIA P. CONNORS	PATRICIA P. CONNORS	PATRICIA P. CONNORS	DAVID MARKHAM		BLANK AND VOID
			REP	CON	IND	W-IN	SCATTER	
Sweden								
	1	244	112	27	18	57	0	30
	2	96	32	6	6	37	1	14
	3	246	96	23	20	81	2	24
	4	239	99	28	23	50	2	37
	5	71	29	3	4	28	0	7
	6	196	84	23	18	47	0	24
	7	231	97	30	20	44	1	39
	8	146	61	17	26	24	0	18
	9	119	50	19	11	23	0	16
	10	273	126	41	22	53	0	31
	11	62	17	10	10	17	0	8
	12	166	78	31	11	29	1	16
GRAND TOTAL:		<u>2,089</u>	<u>881</u>	<u>258</u>	<u>189</u>	<u>490</u>	<u>7</u>	<u>264</u>

TOWN OF SWEDEN  
TOWN JUSTICE

LEGISLATIVE DISTRICT OR TOWN	ELECTION DISTRICT	TOTAL VOTES	CARL A. COAPMAN	CARL A. COAPMAN	CARL A. COAPMAN	SCATTER	BLANK AND VOID
			REP	CON	IND		
Sweden							
	1	244	117	32	27	6	62
	2	96	36	9	14	6	31
	3	246	114	29	37	8	58
	4	239	106	35	35	4	59
	5	71	35	4	5	4	23
	6	196	87	25	28	4	52
	7	231	113	34	24	2	58
	8	146	67	21	30	2	26
	9	119	55	22	18	0	24
	10	273	139	48	31	3	52
	11	62	24	9	12	2	15
	12	166	82	32	16	1	35
GRAND TOTAL:		<u>2,089</u>	<u>975</u>	<u>300</u>	<u>277</u>	<u>42</u>	<u>495</u>

TOWN OF SWEDEN  
MEMBER OF TOWN COUNCIL  
4 YEAR TERM  
(VOTE FOR 2)

LEGISLATIVE DISTRICT OR TOWN	ELECTION DISTRICT	TOTAL VOTES	DONALD E. ROBERTS, JR.	REBECCA M. DONOHUE	DONALD E. ROBERTS, JR.	REBECCA M. DONOHUE	DONALD E. ROBERTS, JR.	REBECCA M. DONOHUE	SCATTER	BLANK AND VOID
			REP	REP	CON	CON	IND	IND		
Sweden	1	488	113	100	34	35	23	25	11	147
	2	192	36	36	7	7	9	10	22	65
	3	492	105	100	29	31	36	35	8	148
	4	478	108	103	32	33	30	33	14	125
	5	142	35	26	4	5	7	6	4	55
	6	392	81	79	29	28	21	22	1	131
	7	462	106	103	33	35	28	25	1	131
	8	292	59	62	23	21	28	29	0	70
	9	238	55	55	19	20	15	15	0	59
	10	546	135	128	43	47	29	29	5	130
	11	124	22	20	10	11	13	13	2	33
	12	332	79	77	30	31	14	15	0	86
GRAND TOTAL:		<u>4,178</u>	<u>934</u>	<u>889</u>	<u>293</u>	<u>304</u>	<u>253</u>	<u>257</u>	<u>68</u>	<u>1,180</u>

TOWN OF SWEDEN  
MEMBER OF TOWN COUNCIL  
2 YEAR TERM

LEGISLATIVE DISTRICT OR TOWN	ELECTION DISTRICT	TOTAL VOTES	KEVIN JOHNSON REP	KEVIN JOHNSON CON	KEVIN JOHNSON IND	SCATTER	BLANK AND VOID
Sweden							
	1	244	109	31	23	4	77
	2	96	36	8	10	4	38
	3	246	106	27	34	3	76
	4	239	102	33	30	5	69
	5	71	30	5	5	2	29
	6	196	85	32	23	0	56
	7	231	111	32	26	0	62
	8	146	65	21	28	0	32
	9	119	56	19	16	0	28
	10	273	133	48	29	3	60
	11	62	20	12	12	1	17
	12	166	75	31	16	0	44
GRAND TOTAL:		<u>2,089</u>	<u>928</u>	<u>299</u>	<u>252</u>	<u>22</u>	<u>588</u>

TOWN OF SWEDEN  
POLICE JUSTICE

LEGISLATIVE DISTRICT OR TOWN	ELECTION DISTRICT	TOTAL VOTES	MARK R. DEPFERD REP	MARK R. DEPFERD CON	MARK R. DEPFERD IND	SCATTER	BLANK AND VOID
Sweden							
	1	244	114	35	26	2	67
	2	96	38	9	12	3	34
	3	246	107	30	40	0	69
	4	239	110	33	36	2	58
	5	71	33	7	7	2	22
	6	196	85	28	29	0	54
	7	231	116	34	31	0	50
	8	146	65	23	28	0	30
	9	119	60	20	16	0	23
	10	273	138	51	32	1	51
	11	62	23	11	12	1	15
	12	166	84	30	16	0	36
GRAND TOTAL:		<u>2,089</u>	<u>973</u>	<u>311</u>	<u>285</u>	<u>11</u>	<u>509</u>

TOWN OF SWEDEN  
RECEIVER OF TAXES

LEGISLATIVE DISTRICT OR TOWN	ELECTION DISTRICT	TOTAL VOTES	THERESA M. WEED REP	THERESA M. WEED CON	THERESA M. WEED IND	SCATTER	BLANK AND VOID
Sweden							
	1	244	118	33	25	0	68
	2	96	39	9	13	2	33
	3	246	103	31	37	0	75
	4	239	104	33	31	3	68
	5	71	31	6	7	1	26
	6	196	86	29	25	0	56
	7	231	106	32	28	1	64
	8	146	67	21	28	0	30
	9	119	58	20	15	0	26
	10	273	138	49	33	1	52
	11	62	24	9	11	0	18
	12	166	85	30	16	0	35
GRAND TOTAL:		<u>2,089</u>	<u>959</u>	<u>302</u>	<u>269</u>	<u>8</u>	<u>551</u>

TOWN OF SWEDEN  
SUPERINTENDENT OF HIGHWAYS

LEGISLATIVE DISTRICT OR TOWN	ELECTION DISTRICT	TOTAL VOTES	FREDERICK E. PERRINE REP	FREDERICK E. PERRINE CON	FREDERICK E. PERRINE IND	SCATTER	BLANK AND VOID
Sweden							
	1	244	118	35	29	1	61
	2	96	40	9	12	5	30
	3	246	112	32	41	2	59
	4	239	107	33	34	5	60
	5	71	31	8	7	2	23
	6	196	91	26	30	0	49
	7	231	110	32	30	4	55
	8	146	69	21	31	0	25
	9	119	59	19	16	3	22
	10	273	141	46	33	3	50
	11	62	22	12	11	2	15
	12	166	83	30	18	1	34
GRAND TOTAL:		<u>2,089</u>	<u>983</u>	<u>303</u>	<u>292</u>	<u>28</u>	<u>483</u>

TOWN OF WEBSTER  
SUPERVISOR

LEGISLATIVE DISTRICT OR TOWN	ELECTION DISTRICT	TOTAL VOTES	ANTONIO GROSS	RONALD W. NESBITT	RONALD W. NESBITT	ANTONIO GROSS	RONALD W. NESBITT	SCATTER	BLANK AND VOID
			DEM	REP	CON	WOR	IND		
Webster	1	263	104	111	28	9	8	0	3
	2	191	58	91	20	2	19	0	1
	3	248	71	126	22	11	11	0	7
	4	103	35	50	7	7	4	0	0
	5	220	70	98	18	11	17	1	5
	6	179	73	81	9	4	6	0	6
	7	247	93	112	19	6	15	0	2
	8	211	59	107	20	9	10	0	6
	9	211	46	119	28	9	7	0	2
	10	376	115	168	46	11	25	0	11
	11	188	59	80	26	7	10	0	6
	12	328	107	164	34	7	11	0	5
	13	220	69	108	20	9	12	0	2
	14	210	76	89	21	6	11	0	7
	15	174	68	73	13	4	10	0	6
	16	210	78	84	18	9	10	0	11
	17	199	61	87	21	9	15	0	6
	18	176	61	88	16	2	9	0	0
	19	342	105	162	33	20	13	0	9
	20	252	68	113	35	11	16	0	9
	21	230	73	104	26	8	15	0	4
	22	221	51	119	33	7	7	0	4
	23	215	79	95	20	5	12	0	4
	24	437	149	173	50	23	24	0	18
	25	127	46	58	11	5	6	0	1
	26	180	48	94	23	7	5	0	3
	27	176	51	75	27	5	14	0	4
	28	164	40	77	18	12	14	0	3
	29	154	57	68	11	4	8	0	6
	30	132	58	51	4	3	6	0	10
	31	271	73	139	36	4	10	0	9
	32	255	57	123	50	8	11	1	5
	33	253	87	111	24	9	12	0	10
	34	104	24	60	6	6	7	0	1
	35	156	42	68	29	6	9	0	2
	36	190	60	98	16	2	11	0	3
	37	351	110	175	29	13	16	0	8
	38	252	80	112	23	9	15	0	13
	39	268	80	147	13	3	13	0	12
	40	311	102	156	25	6	17	0	5
	41	260	69	145	22	5	11	1	7
	42	201	57	80	31	7	17	0	9
	43	145	43	71	13	5	8	0	5
GRAND TOTAL:		<u>9,601</u>	<u>3,012</u>	<u>4,510</u>	<u>994</u>	<u>325</u>	<u>507</u>	<u>3</u>	<u>250</u>



TOWN OF WEBSTER  
TOWN JUSTICE

LEGISLATIVE DISTRICT OR TOWN	ELECTION DISTRICT	TOTAL VOTES	JAMES A. HARRISON	DAVID T. CORRETORE	DAVID T. CORRETORE	DAVID T. CORRETORE	SCATTER	BLANK AND VOID
			DEM	REP	CON	IND		
Webster								
	1	263	75	133	32	17	1	5
	2	191	46	98	26	18	0	3
	3	248	66	133	25	15	0	9
	4	103	23	61	10	7	0	2
	5	220	67	104	24	15	0	10
	6	179	65	86	10	9	0	9
	7	247	86	116	22	16	0	7
	8	211	61	105	26	10	0	9
	9	211	60	106	26	14	0	5
	10	376	99	184	47	24	0	22
	11	188	52	90	25	10	0	11
	12	328	101	154	35	17	0	21
	13	220	80	103	21	11	0	5
	14	210	56	109	23	16	0	6
	15	174	83	63	14	11	0	3
	16	210	74	92	21	9	0	14
	17	199	48	96	27	18	0	10
	18	176	53	91	16	11	0	5
	19	342	102	169	34	22	0	15
	20	252	66	117	38	18	0	13
	21	230	68	102	26	22	0	12
	22	221	45	120	35	9	0	12
	23	215	75	103	18	10	0	9
	24	437	120	202	55	36	0	24
	25	127	47	57	11	9	0	3
	26	180	46	96	26	6	0	6
	27	176	36	94	29	15	0	2
	28	164	28	92	25	15	0	4
	29	154	50	73	14	7	0	10
	30	132	53	63	6	7	0	3
	31	271	78	128	35	10	0	20
	32	255	62	123	46	12	0	12
	33	253	78	125	27	13	0	10
	34	104	24	59	9	8	0	4
	35	156	40	72	32	8	0	4
	36	190	55	98	19	14	0	4
	37	351	110	173	36	14	0	18
	38	252	76	115	26	16	0	19
	39	268	108	108	15	13	0	24
	40	311	90	166	26	18	0	11
	41	260	76	133	25	16	1	9
	42	201	51	93	34	15	0	8
	43	145	42	70	17	8	0	8
GRAND TOTAL:		<u>9,601</u>	<u>2,821</u>	<u>4,675</u>	<u>1,094</u>	<u>589</u>	<u>2</u>	<u>420</u>

TOWN OF WEBSTER  
MEMBER OF TOWN COUNCIL  
(VOTE FOR 2)  
PART 1 OF 2

LEGISLATIVE DISTRICT OR TOWN	ELECTION DISTRICT	TOTAL VOTES	ROSE M. RIEFER	JOHN P. LAGAMBINO	BILL ABBOTT	RANDY NELSON	BILL ABBOTT	RANDY NELSON
			DEM	DEM	REP	REP	CON	CON
Webster								
	1	526	97	94	118	107	28	32
	2	382	58	63	86	74	19	22
	3	496	81	75	112	108	22	25
	4	206	31	27	50	53	7	12
	5	440	82	79	83	87	19	18
	6	358	68	72	80	74	10	11
	7	494	98	97	103	94	23	20
	8	422	59	52	90	92	29	29
	9	422	62	62	104	101	24	26
	10	752	90	104	171	164	49	47
	11	376	61	65	72	67	28	21
	12	656	99	96	158	145	36	32
	13	440	74	81	101	96	18	20
	14	420	79	69	78	77	23	24
	15	348	65	68	65	66	17	15
	16	420	79	78	88	71	19	22
	17	398	53	59	87	78	23	26
	18	352	61	54	87	75	14	15
	19	684	111	100	165	150	35	33
	20	504	73	69	97	106	36	33
	21	460	77	80	98	91	28	28
	22	442	60	54	95	91	36	34
	23	430	75	68	94	98	21	21
	24	874	150	144	156	169	54	55
	25	254	49	50	50	44	12	15
	26	360	49	43	86	88	25	24
	27	352	49	52	79	73	25	26
	28	328	39	39	76	75	21	23
	29	308	62	59	53	56	12	15
	30	264	55	60	52	47	5	4
	31	542	84	76	118	113	31	34
	32	510	67	68	104	101	45	44
	33	506	91	88	96	102	27	29
	34	208	31	27	55	53	6	8
	35	312	46	49	58	61	33	29
	36	380	56	59	89	92	20	20
	37	702	116	126	165	149	28	31
	38	504	94	87	100	95	22	27
	39	536	95	100	120	112	15	13
	40	622	102	107	153	144	24	24
	41	520	68	66	132	134	22	23
	42	402	56	55	79	85	32	34
	43	290	48	41	62	68	15	16
GRAND TOTAL:		<u>19,202</u>	<u>3,100</u>	<u>3,062</u>	<u>4,165</u>	<u>4,026</u>	<u>1,038</u>	<u>1,060</u>

TOWN OF WEBSTER  
MEMBER OF TOWN COUNCIL  
(VOTE FOR 2)  
PART 2 OF 2

LEGISLATIVE DISTRICT OR TOWN	ELECTION DISTRICT	TOTAL VOTES	ROSE M. RIEFER WOR	JOHN P. LAGAMBINO WOR	BILL ABBOTT IND	RANDY NELSON IND	SCATTER	BLANK AND VOID
Webster								
	1	526	8	5	10	10	0	17
	2	382	7	6	12	15	0	20
	3	496	13	10	10	15	0	25
	4	206	7	6	3	5	0	5
	5	440	13	11	9	9	0	30
	6	358	4	2	8	9	0	20
	7	494	9	4	12	14	0	20
	8	422	8	8	12	10	0	33
	9	422	8	5	8	7	0	15
	10	752	10	7	24	24	1	61
	11	376	6	6	9	9	0	32
	12	656	7	6	17	16	1	43
	13	440	11	8	8	10	0	13
	14	420	5	3	12	17	0	33
	15	348	6	8	12	10	0	16
	16	420	9	7	11	9	1	26
	17	398	5	11	15	12	0	29
	18	352	6	4	9	8	0	19
	19	684	14	13	15	17	1	30
	20	504	11	14	19	13	0	33
	21	460	6	7	12	12	0	21
	22	442	14	9	8	5	0	36
	23	430	5	5	11	15	0	17
	24	874	14	14	29	28	0	61
	25	254	8	6	5	7	0	8
	26	360	5	6	4	5	0	25
	27	352	8	3	11	13	0	13
	28	328	8	4	12	15	0	16
	29	308	4	6	9	8	0	24
	30	264	5	3	9	8	0	16
	31	542	4	6	11	11	0	54
	32	510	8	7	13	12	2	39
	33	506	9	6	10	15	0	33
	34	208	6	3	5	8	0	6
	35	312	4	5	8	5	0	14
	36	380	5	3	8	9	0	19
	37	702	16	16	9	9	0	37
	38	504	10	7	10	9	0	43
	39	536	5	5	12	13	0	46
	40	622	8	8	16	12	0	24
	41	520	3	7	14	10	2	39
	42	402	9	5	12	14	0	21
	43	290	5	4	8	9	0	14
GRAND TOTAL:		<u>19,202</u>	<u>336</u>	<u>289</u>	<u>481</u>	<u>491</u>	<u>8</u>	<u>1,146</u>

TOWN OF WHEATLAND  
SUPERVISOR

LEGISLATIVE DISTRICT OR TOWN	ELECTION DISTRICT	TOTAL VOTES	LINDA M. DOBSON REP	LINDA M. DOBSON CON	LINDA M. DOBSON IND	SCATTER	BLANK AND VOID
Wheatland							
	1	239	103	37	33	0	66
	2	284	130	32	32	0	90
	3	247	115	23	47	1	61
	4	184	96	28	23	0	37
	5	259	118	31	30	2	78
GRAND TOTAL:		<u>1,213</u>	<u>562</u>	<u>151</u>	<u>165</u>	<u>3</u>	<u>332</u>

TOWN OF WHEATLAND  
TOWN CLERK

LEGISLATIVE DISTRICT OR TOWN	ELECTION DISTRICT	TOTAL VOTES	LAURIE B. CZAPRANSKI REP	LAURIE B. CZAPRANSKI IND	SCATTER	BLANK AND VOID
Wheatland						
	1	239	137	50	0	52
	2	284	147	42	0	95
	3	247	137	56	0	54
	4	184	117	36	0	31
	5	259	152	40	0	67
GRAND TOTAL:		<u>1,213</u>	<u>690</u>	<u>224</u>	<u>0</u>	<u>299</u>

TOWN OF WHEATLAND  
TOWN JUSTICE

LEGISLATIVE DISTRICT OR TOWN	ELECTION DISTRICT	TOTAL VOTES	HAROLD H. LITTEER, JR. REP	HAROLD H. LITTEER, JR. CON	HAROLD H. LITTEER, JR. IND	SCATTER	BLANK AND VOID
Wheatland							
	1	239	108	37	40	0	54
	2	284	139	34	47	0	64
	3	247	115	26	48	0	58
	4	184	100	23	32	0	29
	5	259	129	29	33	0	68
GRAND TOTAL:		1,213	591	149	200	0	273

TOWN OF WHEATLAND  
MEMBER OF TOWN COUNCIL  
(VOTE FOR 2)

LEGISLATIVE DISTRICT OR TOWN	ELECTION DISTRICT	TOTAL VOTES	ROGER D. DEWITT REP	TAMMY L. SPEAR REP	ROGER D. DEWITT CON	TAMMY L. SPEAR CON	ROGER D. DEWITT IND	TAMMY L. SPEAR IND	TIMOTHY R. DAVIS FTP	SCATTER	BLANK AND VOID
Wheatland	1	478	86	91	27	39	25	37	101	0	72
	2	568	65	102	20	29	14	32	187	0	119
	3	494	107	104	24	20	36	39	77	0	87
	4	368	86	83	23	26	22	30	50	1	47
	5	518	95	109	27	26	17	24	120	0	100
GRAND TOTAL:		<u>2,426</u>	<u>439</u>	<u>489</u>	<u>121</u>	<u>140</u>	<u>114</u>	<u>162</u>	<u>535</u>	<u>1</u>	<u>425</u>

VILLAGE OF FAIRPORT  
VILLAGE TRUSTEE  
(VOTE FOR 2)

LEGISLATIVE DISTRICT OR TOWN	ELECTION DISTRICT	TOTAL VOTES	ERIN C. WESTBAY-BIRD	WAYNE R. SHIPMAN	SEAN M. DELEHANTY	KEVIN CLARK	SEAN M. DELEHANTY	SEAN M. DELEHANTY	WAYNE R. SHIPMAN	SCATTER	BLANK AND VOID
			DEM	DEM	REP	REP	CON	IND	IND		
Perinton											
	4	388	67	84	74	93	17	14	12	0	27
	5	218	28	33	47	61	10	11	11	0	17
	6	412	65	99	79	104	14	13	14	0	24
	7	456	59	107	94	123	19	16	18	0	20
	14	446	54	84	106	133	25	15	11	0	18
	25	336	40	61	77	95	14	6	15	0	28
	38	478	62	83	118	142	22	15	15	0	21
GRAND TOTAL:		<u>2,734</u>	<u>375</u>	<u>551</u>	<u>595</u>	<u>751</u>	<u>121</u>	<u>90</u>	<u>96</u>	<u>0</u>	<u>155</u>



PROPOSAL NUMBER ONE  
 CITY PROPOSITION NUMBER ONE  
 CHANGE TO MAYORAL SUCCESSION  
 SUMMARY

LEGISLATIVE DISTRICT OR TOWN	TOTAL VOTES	YES	NO	BLANK AND VOID
Leg. Dist. 07	394	225	122	47
Leg. Dist. 16	6	1	2	3
Leg. Dist. 21	2,798	1,422	752	624
Leg. Dist. 22	1,487	645	248	594
Leg. Dist. 23	4,078	2,252	1,104	722
Leg. Dist. 24	2,520	1,307	681	532
Leg. Dist. 25	2,269	886	388	995
Leg. Dist. 26	2,178	1,071	690	417
Leg. Dist. 27	3,239	1,566	751	922
Leg. Dist. 28	1,746	783	431	532
Leg. Dist. 29	2,087	992	500	595
GRAND TOTAL:	<u>22,802</u>	<u>11,150</u>	<u>5,669</u>	<u>5,983</u>

PROPOSAL NUMBER ONE  
CITY PROPOSITION NUMBER ONE  
CHANGE TO MAYORAL SUCCESSION  
DETAIL

LEGISLATIVE DISTRICT OR TOWN	ELECTION DISTRICT	TOTAL VOTES	YES	NO	BLANK AND VOID
Leg. Dist. 07					
	1	230	139	72	19
	2	164	86	50	28
Leg. Dist. 07		394	225	122	47
Leg. Dist. 16					
	1	6	1	2	3
Leg. Dist. 16		6	1	2	3
Leg. Dist. 21					
	1	171	69	37	65
	2	111	57	35	19
	3	104	42	26	36
	4	68	30	18	20
	5/16	156	70	57	29
	6	128	68	28	32
	7	206	113	56	37
	8/28	67	45	16	6
	9	140	77	41	22
	10	248	151	55	42
	11	60	29	17	14
	12	165	80	54	31
	13	79	57	17	5
	14	54	30	17	7
	15	121	50	30	41
	17	111	49	24	38
	18/26/31	108	56	29	23
	19	29	18	10	1
	20	72	37	25	10
	21	88	47	32	9
	22	72	28	20	24
	23/32	83	38	19	26
	24	176	79	40	57
	25	101	64	22	15
	27	45	22	19	4
	29	33	14	8	11
	30	2	2	0	0
Leg. Dist. 21		2,798	1,422	752	624
Leg. Dist. 22					
	1	91	43	28	20
	2	23	7	3	13
	3	47	13	6	28
	4	30	17	7	6
	5	58	37	8	13
	6	54	0	3	51
	7	32	3	1	28
	8	68	39	15	14

PROPOSAL NUMBER ONE  
CITY PROPOSITION NUMBER ONE  
CHANGE TO MAYORAL SUCCESSION  
DETAIL

<u>LEGISLATIVE DISTRICT OR TOWN</u>	<u>ELECTION DISTRICT</u>	<u>TOTAL VOTES</u>	<u>YES</u>	<u>NO</u>	<u>BLANK AND VOID</u>
Leg. Dist. 22	9	44	7	0	37
	10	57	13	9	35
	11	70	31	13	26
	12	45	4	0	41
	13	21	2	0	19
	14	70	31	16	23
	15	81	27	15	39
	16	25	16	5	4
	17	31	15	2	14
	18	41	22	6	13
	19	43	25	12	6
	20	76	40	13	23
	21	53	16	8	29
	22	54	33	10	11
	23	45	6	0	39
	24	29	17	4	8
	25	174	107	39	28
	26	60	42	10	8
	27	65	32	15	18
Leg. Dist. 22		<u>1,487</u>	<u>645</u>	<u>248</u>	<u>594</u>
Leg. Dist. 23	1	68	39	19	10
	2	135	71	37	27
	3	94	53	27	14
	4	236	148	66	22
	5	93	47	26	20
	6	85	48	19	18
	7	112	59	20	33
	8	117	58	32	27
	9	107	63	30	14
	10	103	68	29	6
	11	152	103	35	14
	12	232	132	71	29
	13	150	98	32	20
	14	91	51	23	17
	15	79	42	22	15
	16	214	115	65	34
	17	199	96	64	39
	18	196	94	57	45
	19	156	75	41	40
	20	200	106	47	47
	21	193	111	56	26
	22	144	99	38	7
	23	78	44	20	14

PROPOSAL NUMBER ONE  
CITY PROPOSITION NUMBER ONE  
CHANGE TO MAYORAL SUCCESSION  
DETAIL

<u>LEGISLATIVE DISTRICT OR TOWN</u>	<u>ELECTION DISTRICT</u>	<u>TOTAL VOTES</u>	<u>YES</u>	<u>NO</u>	<u>BLANK AND VOID</u>
Leg. Dist. 23					
	24	156	40	21	95
	25	268	162	77	29
	26	291	169	86	36
	27	129	61	44	24
Leg. Dist. 23		4,078	2,252	1,104	722
Leg. Dist. 24					
	1	227	128	58	41
	2	186	108	54	24
	3	186	102	64	20
	4	159	93	49	17
	5	165	84	48	33
	6	115	61	25	29
	7	110	24	19	67
	8	139	73	42	24
	9	107	65	33	9
	10	169	99	49	21
	11	45	18	7	20
	12	36	21	4	11
	13	156	75	51	30
	14	177	102	53	22
	15	207	103	49	55
	16	125	66	31	28
	17	89	20	15	54
	18	109	57	28	24
	19	13	8	2	3
Leg. Dist. 24		2,520	1,307	681	532
Leg. Dist. 25					
	1	153	69	41	43
	2	104	56	24	24
	3	160	23	14	123
	4/12	192	69	36	87
	5	90	11	8	71
	6	131	65	32	34
	7	101	56	14	31
	8	121	53	27	41
	9	76	18	6	52
	10	137	45	16	76
	11	81	14	8	59
	13	89	46	12	31
	14/24	186	80	40	66
	15	79	38	8	33
	16	84	40	14	30
	17	38	10	2	26
	18	95	53	25	17

PROPOSAL NUMBER ONE  
CITY PROPOSITION NUMBER ONE  
CHANGE TO MAYORAL SUCCESSION  
DETAIL

LEGISLATIVE DISTRICT OR TOWN	ELECTION DISTRICT	TOTAL VOTES	YES	NO	BLANK AND VOID
Leg. Dist. 25					
	19	8	5	2	1
	20	12	9	2	1
	21	35	8	2	25
	22	104	50	25	29
	23	11	9	1	1
	25	<u>182</u>	<u>59</u>	<u>29</u>	<u>94</u>
Leg. Dist. 25		2,269	886	388	995
Leg. Dist. 26					
	1	255	126	89	40
	2	88	35	20	33
	3	63	33	25	5
	4	150	77	57	16
	5	100	39	43	18
	7	100	47	28	25
	8	93	32	20	41
	9	141	85	33	23
	10	112	60	42	10
	11	130	68	46	16
	12	130	65	45	20
	13	149	68	52	29
	14	158	76	67	15
	15	116	66	41	9
	16	155	55	23	77
	17	148	86	37	25
	18/19	<u>90</u>	<u>53</u>	<u>22</u>	<u>15</u>
Leg. Dist. 26		2,178	1,071	690	417
Leg. Dist. 27					
	1	135	57	32	46
	2	148	87	38	23
	3	124	67	34	23
	4	167	83	52	32
	5	159	76	37	46
	6	138	75	39	24
	7	142	69	38	35
	8	116	59	31	26
	9	184	109	40	35
	10	150	80	39	31
	11	139	85	30	24
	12	121	67	24	30
	13	128	58	28	42
	14	116	35	22	59
	15	124	70	28	26
	16	151	80	35	36
	17	58	30	13	15

PROPOSAL NUMBER ONE  
 CITY PROPOSITION NUMBER ONE  
 CHANGE TO MAYORAL SUCCESSION  
 DETAIL

LEGISLATIVE DISTRICT OR TOWN	ELECTION DISTRICT	TOTAL VOTES	YES	NO	BLANK AND VOID
Leg. Dist. 27					
	18	112	48	30	34
	19	143	52	27	64
	20	87	35	15	37
	21	75	28	14	33
	22	176	38	10	128
	23	80	41	16	23
	27	115	65	32	18
	28	88	42	30	16
	31	63	30	17	16
Leg. Dist. 27		3,239	1,566	751	922
Leg. Dist. 28					
	1	77	35	29	13
	2	45	14	16	15
	3	50	21	12	17
	4	127	47	35	45
	5	87	40	15	32
	6	165	101	43	21
	7/17	140	75	34	31
	8	95	33	9	53
	9	108	62	28	18
	10/21	57	20	16	21
	11	96	26	15	55
	12	54	24	10	20
	13/25	66	15	12	39
	14	79	31	18	30
	15	34	15	10	9
	16	90	31	24	35
	18/19	73	33	19	21
	20	130	75	43	12
	22	36	20	9	7
	23/24	137	65	34	38
Leg. Dist. 28		1,746	783	431	532
Leg. Dist. 29					
	1/2	39	28	4	7
	3	77	38	24	15
	4	89	30	22	37
	5/7	87	46	23	18
	6	40	7	9	24
	8	81	42	20	19
	9	89	54	19	16
	10	91	45	27	19
	11	69	19	6	44
	12	71	42	13	16
	13	57	24	24	9

PROPOSAL NUMBER ONE  
 CITY PROPOSITION NUMBER ONE  
 CHANGE TO MAYORAL SUCCESSION  
 DETAIL

<u>LEGISLATIVE DISTRICT OR TOWN</u>	<u>ELECTION DISTRICT</u>	<u>TOTAL VOTES</u>	<u>YES</u>	<u>NO</u>	<u>BLANK AND VOID</u>
Leg. Dist. 29					
	14	97	36	25	36
	15	67	46	16	5
	16	24	17	2	5
	17	177	91	62	24
	18/27	136	61	25	50
	19	66	35	21	10
	20	105	47	31	27
	21	130	66	33	31
	22	86	54	8	24
	23	95	17	15	63
	24	112	58	32	22
	25	155	66	22	67
	26	47	23	17	7
Leg. Dist. 29		2,087	992	500	595
GRAND TOTAL:		22,802	11,150	5,669	5,983

VOTER TURNOUT  
2011 GENERAL ELECTION  
SUMMARY

LEGISLATIVE DISTRICT OR TOWN	VOTERS ELIGIBLE	VOTED	PERCENT TURNOUT
Leg. Dist. 07	1,141	394	34.5
Leg. Dist. 16	14	6	42.9
Leg. Dist. 21	11,460	2,798	24.4
Leg. Dist. 22	9,942	1,487	15.0
Leg. Dist. 23	11,316	4,078	36.0
Leg. Dist. 24	7,086	2,520	35.6
Leg. Dist. 25	10,060	2,269	22.6
Leg. Dist. 26	7,728	2,178	28.2
Leg. Dist. 27	13,405	3,239	24.2
Leg. Dist. 28	9,147	1,746	19.1
Leg. Dist. 29	10,877	2,087	19.2
CITY	92,176	22,802	24.7
Brighton	20,980	8,963	42.7
Chili	18,470	6,550	35.5
Clarkson	3,791	1,130	29.8
East Rochester	3,658	1,631	44.6
Gates	17,337	5,478	31.6
Greece	60,225	18,294	30.4
Hamlin	5,150	1,728	33.6
Henrietta	20,935	6,243	29.8
Irondequoit	33,607	11,964	35.6
Mendon	6,254	2,717	43.4
Ogden	12,339	3,631	29.4
Parma	10,207	3,665	35.9
Penfield	24,357	8,460	34.7
Perinton	32,238	11,424	35.4
Pittsford	19,056	7,248	38.0
Riga	3,771	1,444	38.3
Rush	2,509	1,239	49.4
Sweden	6,068	2,089	34.4
Webster	27,597	9,601	34.8
Wheatland	3,108	1,213	39.0
TOWNS	331,657	114,712	34.6
GRAND TOTAL:	423,833	137,514	32.4



VOTER TURNOUT  
2011 GENERAL ELECTION  
DETAIL

<u>LEGISLATIVE DISTRICT OR TOWN</u>	<u>ELECTION DISTRICT</u>	<u>VOTERS ELIGIBLE</u>	<u>VOTED</u>	<u>PERCENT TURNOUT</u>
Leg. Dist. 07	1	656	230	35.1
	2	485	164	33.8
Leg. Dist. 07		<u>1,141</u>	<u>394</u>	<u>34.5</u>
Leg. Dist. 16	1	14	6	42.9
Leg. Dist. 16		<u>14</u>	<u>6</u>	<u>42.9</u>
Leg. Dist. 21	1	542	171	31.5
	2	361	111	30.7
	3	507	104	20.5
	4	334	68	20.4
	5 /16	616	156	25.3
	6	417	128	30.7
	7	659	206	31.3
	8 /28	234	67	28.6
	9	418	140	33.5
	10	529	248	46.9
	11	359	60	16.7
	12	563	165	29.3
	13	267	79	29.6
	14	187	54	28.9
	15	585	121	20.7
	17	578	111	19.2
	18 /26/31	707	108	15.3
	19	223	29	13.0
	20	229	72	31.4
	21	502	88	17.5
	22	608	72	11.8
	23 /32	446	83	18.6
	24	470	176	37.4
	25	514	101	19.6
	27	370	45	12.2
	29	208	33	15.9
	30	27	2	7.4
Leg. Dist. 21		<u>11,460</u>	<u>2,798</u>	<u>24.4</u>
Leg. Dist. 22	1	651	91	14.0
	2	241	23	9.5
	3	455	47	10.3
	4	275	30	10.9
	5	479	58	12.1
	6	336	54	16.1
	7	269	32	11.9
	8	433	68	15.7
	9	390	44	11.3
	10	352	57	16.2
	11	364	70	19.2
	12	323	45	13.9
	13	214	21	9.8
	14	432	70	16.2

VOTER TURNOUT  
2011 GENERAL ELECTION  
DETAIL

<u>LEGISLATIVE DISTRICT OR TOWN</u>	<u>ELECTION DISTRICT</u>	<u>VOTERS ELIGIBLE</u>	<u>VOTED</u>	<u>PERCENT TURNOUT</u>
Leg. Dist. 22	15	643	81	12.6
	16	279	25	9.0
	17	233	31	13.3
	18	246	41	16.7
	19	360	43	11.9
	20	443	76	17.2
	21	253	53	20.9
	22	575	54	9.4
	23	358	45	12.6
	24	198	29	14.6
	25	523	174	33.3
	26	166	60	36.1
	27	451	65	14.4
Leg. Dist. 22		9,942	1,487	15.0
Leg. Dist. 23	1	196	68	34.7
	2	568	135	23.8
	3	317	94	29.7
	4	567	236	41.6
	5	489	93	19.0
	6	274	85	31.0
	7	432	112	25.9
	8	402	117	29.1
	9	270	107	39.6
	10	361	103	28.5
	11	403	152	37.7
	12	462	232	50.2
	13	370	150	40.5
	14	383	91	23.8
	15	302	79	26.2
	16	648	214	33.0
	17	528	199	37.7
	18	513	196	38.2
	19	459	156	34.0
	20	427	200	46.8
	21	398	193	48.5
	22	318	144	45.3
	23	265	78	29.4
	24	466	156	33.5
	25	550	268	48.7
	26	638	291	45.6
	27	310	129	41.6
Leg. Dist. 23		11,316	4,078	36.0
Leg. Dist. 24	1	475	227	47.8
	2	366	186	50.8
	3	454	186	41.0
	4	526	159	30.2
	5	468	165	35.3
	6	334	115	34.4

VOTER TURNOUT  
2011 GENERAL ELECTION  
DETAIL

<u>LEGISLATIVE DISTRICT OR TOWN</u>	<u>ELECTION DISTRICT</u>	<u>VOTERS ELIGIBLE</u>	<u>VOTED</u>	<u>PERCENT TURNOUT</u>
Leg. Dist. 24	7	269	110	40.9
	8	400	139	34.8
	9	301	107	35.5
	10	487	169	34.7
	11	277	45	16.2
	12	142	36	25.4
	13	443	156	35.2
	14	560	177	31.6
	15	511	207	40.5
	16	404	125	30.9
	17	164	89	54.3
	18	429	109	25.4
	19	76	13	17.1
Leg. Dist. 24		7,086	2,520	35.6
Leg. Dist. 25	1	515	153	29.7
	2	498	104	20.9
	3	603	160	26.5
	4 /12	687	192	27.9
	5	435	90	20.7
	6	427	131	30.7
	7	594	101	17.0
	8	612	121	19.8
	9	395	76	19.2
	10	446	137	30.7
	11	450	81	18.0
	13	564	89	15.8
	14 /24	548	186	33.9
	15	411	79	19.2
	16	582	84	14.4
	17	304	38	12.5
	18	464	95	20.5
	19	36	8	22.2
	20	89	12	13.5
	21	305	35	11.5
	22	322	104	32.3
	23	160	11	6.9
	25	613	182	29.7
Leg. Dist. 25		10,060	2,269	22.6
Leg. Dist. 26	1	678	255	37.6
	2	354	88	24.9
	3	267	63	23.6
	4	380	150	39.5
	5	413	100	24.2
	7	479	100	20.9
	8	485	93	19.2
	9	504	141	28.0
	10	545	112	20.6
	11	473	130	27.5

VOTER TURNOUT  
2011 GENERAL ELECTION  
DETAIL

<u>LEGISLATIVE DISTRICT OR TOWN</u>	<u>ELECTION DISTRICT</u>	<u>VOTERS ELIGIBLE</u>	<u>VOTED</u>	<u>PERCENT TURNOUT</u>
Leg. Dist. 26	12	451	130	28.8
	13	425	149	35.1
	14	505	158	31.3
	15	485	116	23.9
	16	481	155	32.2
	17	429	148	34.5
	18 /19	<u>374</u>	<u>90</u>	<u>24.1</u>
Leg. Dist. 26		7,728	2,178	28.2
Leg. Dist. 27	1	564	135	23.9
	2	575	148	25.7
	3	444	124	27.9
	4	598	167	27.9
	5	588	159	27.0
	6	639	138	21.6
	7	509	142	27.9
	8	678	116	17.1
	9	588	184	31.3
	10	497	150	30.2
	11	585	139	23.8
	12	492	121	24.6
	13	610	128	21.0
	14	424	116	27.4
	15	495	124	25.1
	16	564	151	26.8
	17	308	58	18.8
	18	677	112	16.5
	19	575	143	24.9
	20	423	87	20.6
	21	301	75	24.9
	22	689	176	25.5
	23	365	80	21.9
	27	524	115	21.9
	28	328	88	26.8
	31	<u>365</u>	<u>63</u>	<u>17.3</u>
Leg. Dist. 27		13,405	3,239	24.2
Leg. Dist. 28	1	487	77	15.8
	2	214	45	21.0
	3	361	50	13.9
	4	562	127	22.6
	5	265	87	32.8
	6	548	165	30.1
	7 /17	745	140	18.8
	8	478	95	19.9
	9	529	108	20.4
	10 /21	357	57	16.0
	11	609	96	15.8
	12	339	54	15.9
	13 /25	513	66	12.9

VOTER TURNOUT  
2011 GENERAL ELECTION  
DETAIL

<u>LEGISLATIVE DISTRICT OR TOWN</u>	<u>ELECTION DISTRICT</u>	<u>VOTERS ELIGIBLE</u>	<u>VOTED</u>	<u>PERCENT TURNOUT</u>
Leg. Dist. 28	14	608	79	13.0
	15	290	34	11.7
	16	361	90	24.9
	18 /19	426	73	17.1
	20	651	130	20.0
	22	290	36	12.4
	23 /24	<u>514</u>	<u>137</u>	<u>26.7</u>
Leg. Dist. 28		9,147	1,746	19.1
Leg. Dist. 29	1 /2	330	39	11.8
	3	404	77	19.1
	4	550	89	16.2
	5 /7	618	87	14.1
	6	247	40	16.2
	8	493	81	16.4
	9	436	89	20.4
	10	564	91	16.1
	11	402	69	17.2
	12	524	71	13.5
	13	494	57	11.5
	14	465	97	20.9
	15	502	67	13.3
	16	221	24	10.9
	17	577	177	30.7
	18 /27	362	136	37.6
	19	507	66	13.0
	20	728	105	14.4
	21	558	130	23.3
	22	204	86	42.2
	23	325	95	29.2
	24	622	112	18.0
	25	391	155	39.6
	26	<u>353</u>	<u>47</u>	<u>13.3</u>
Leg. Dist. 29		10,877	2,087	19.2
CITY		92,176	22,802	24.7
Brighton	1	585	262	44.8
	2	420	153	36.4
	3	417	187	44.8
	4	459	232	50.5
	5	488	216	44.3
	6	654	298	45.6
	7	433	158	36.5
	8	496	234	47.2
	9	427	230	53.9
	10	535	250	46.7
	11	565	236	41.8
	12	620	303	48.9
	13	366	191	52.2
	14	359	100	27.9

VOTER TURNOUT  
2011 GENERAL ELECTION  
DETAIL

<u>LEGISLATIVE DISTRICT OR TOWN</u>	<u>ELECTION DISTRICT</u>	<u>VOTERS ELIGIBLE</u>	<u>VOTED</u>	<u>PERCENT TURNOUT</u>	
Brighton	15	435	182	41.8	
	16	345	152	44.1	
	17	251	87	34.7	
	18	461	188	40.8	
	19	311	233	74.9	
	20	365	119	32.6	
	21	429	193	45.0	
	22	523	219	41.9	
	23	402	193	48.0	
	24	548	289	52.7	
	25	381	182	47.8	
	26	426	169	39.7	
	27	378	178	47.1	
	28	584	215	36.8	
	29	395	178	45.1	
	30	847	366	43.2	
	31	406	206	50.7	
	32	523	252	48.2	
	33	537	243	45.3	
	34	472	193	40.9	
	35	465	180	38.7	
	36	325	76	23.4	
	37	559	202	36.1	
	38	518	213	41.1	
	39	400	183	45.8	
	40	784	310	39.5	
	41	536	170	31.7	
	42	151	85	56.3	
	43	500	181	36.2	
	44	228	49	21.5	
	45	390	103	26.4	
	46	281	124	44.1	
	Brighton		20,980	8,963	42.7
	Chili	1	432	175	40.5
		2	627	292	46.6
		3	665	237	35.6
		4	466	133	28.5
		5	521	203	39.0
		6	518	221	42.7
		7	301	89	29.6
		8	574	200	34.8
		9	570	192	33.7
		10	383	134	35.0
		11	516	172	33.3
		12	549	190	34.6
		13	782	296	37.9
14		585	224	38.3	
15		494	181	36.6	
16		988	388	39.3	
17		1,124	484	43.1	

VOTER TURNOUT  
2011 GENERAL ELECTION  
DETAIL

<u>LEGISLATIVE DISTRICT OR TOWN</u>	<u>ELECTION DISTRICT</u>	<u>VOTERS ELIGIBLE</u>	<u>VOTED</u>	<u>PERCENT TURNOUT</u>
Chili	18	619	199	32.1
	19	502	220	43.8
	20	785	278	35.4
	21	380	172	45.3
	22	577	135	23.4
	23	450	164	36.4
	24	1,072	260	24.3
	25	484	123	25.4
	26	719	232	32.3
	27	520	177	34.0
	28	455	148	32.5
	29	368	165	44.8
	30	388	73	18.8
	31	27	7	25.9
	32	518	179	34.6
	33	511	207	40.5
Chili		<u>18,470</u>	<u>6,550</u>	<u>35.5</u>
Clarkson	1	727	215	29.6
	2	576	163	28.3
	3	583	213	36.5
	4	855	254	29.7
	5	611	144	23.6
	6	439	141	32.1
	Clarkson		<u>3,791</u>	<u>1,130</u>
East Rochester	1	716	265	37.0
	2	507	247	48.7
	3	482	257	53.3
	4	477	223	46.8
	5	455	179	39.3
	6	506	249	49.2
	7	515	211	41.0
	East Rochester		<u>3,658</u>	<u>1,631</u>
Gates	1	369	107	29.0
	2	469	152	32.4
	3	520	122	23.5
	4	522	182	34.9
	5	517	281	54.4
	6	540	164	30.4
	7	969	316	32.6
	8	387	153	39.5
	9	566	202	35.7
	10	304	117	38.5
	11	371	125	33.7
	12	378	116	30.7
	13	597	153	25.6
	14	427	146	34.2
	15	822	245	29.8

VOTER TURNOUT  
2011 GENERAL ELECTION  
DETAIL

<u>LEGISLATIVE DISTRICT OR TOWN</u>	<u>ELECTION DISTRICT</u>	<u>VOTERS ELIGIBLE</u>	<u>VOTED</u>	<u>PERCENT TURNOUT</u>
Gates	16	449	116	25.8
	17	547	135	24.7
	18	612	185	30.2
	19	447	159	35.6
	20	471	147	31.2
	21	478	176	36.8
	22	409	159	38.9
	23	468	168	35.9
	24	632	153	24.2
	25	424	124	29.2
	26	605	191	31.6
	27	677	183	27.0
	28	412	124	30.1
	29	529	151	28.5
	30	321	89	27.7
	31	414	137	33.1
	32	520	179	34.4
	33	289	78	27.0
	34	505	124	24.6
	35	<u>370</u>	<u>119</u>	<u>32.2</u>
Gates		17,337	5,478	31.6
Greece	1	441	167	37.9
	2	537	209	38.9
	3	477	150	31.4
	4	421	137	32.5
	5	417	142	34.1
	6	431	119	27.6
	7	610	165	27.0
	8	561	154	27.5
	9	511	126	24.7
	10	498	137	27.5
	11	295	63	21.4
	12	367	98	26.7
	13	444	148	33.3
	14	432	133	30.8
	15	451	166	36.8
	16	372	126	33.9
	17	654	204	31.2
	18	577	181	31.4
	19	497	169	34.0
	20	554	132	23.8
	21	455	132	29.0
	22	419	115	27.4
	23	750	303	40.4
	24	654	207	31.7
	25	544	155	28.5
	26	447	134	30.0
	27	799	166	20.8
	28	669	179	26.8
	29	504	182	36.1



VOTER TURNOUT  
2011 GENERAL ELECTION  
DETAIL

<u>LEGISLATIVE DISTRICT OR TOWN</u>	<u>ELECTION DISTRICT</u>	<u>VOTERS ELIGIBLE</u>	<u>VOTED</u>	<u>PERCENT TURNOUT</u>
Greece	30	368	103	28.0
	31	382	138	36.1
	32	601	150	25.0
	33	672	166	24.7
	34	548	193	35.2
	35	523	200	38.2
	36	627	206	32.9
	37	369	151	40.9
	38	624	224	35.9
	39	354	109	30.8
	40	475	140	29.5
	41	572	190	33.2
	42	524	143	27.3
	43	526	136	25.9
	44	717	228	31.8
	45	783	209	26.7
	46	396	101	25.5
	47	514	187	36.4
	48	394	131	33.2
	49	350	141	40.3
	50	518	196	37.8
	51	336	107	31.8
	52	675	193	28.6
	53	613	126	20.6
	54	619	191	30.9
	55	416	167	40.1
	56	625	233	37.3
	57	524	165	31.5
	58	682	221	32.4
	59	517	101	19.5
	60	482	118	24.5
	61	580	182	31.4
	62	706	196	27.8
	63	630	183	29.0
	64	471	132	28.0
	65	443	168	37.9
	66	353	80	22.7
	67	446	156	35.0
	68	641	227	35.4
	69	341	140	41.1
	70	1,134	345	30.4
	71	601	194	32.3
	72	624	219	35.1
	73	363	84	23.1
	74	537	125	23.3
	75	460	106	23.0
	76	395	117	29.6
	77	601	215	35.8
	78	402	105	26.1
	79	857	249	29.1
	80	666	246	36.9

VOTER TURNOUT  
2011 GENERAL ELECTION  
DETAIL

<u>LEGISLATIVE DISTRICT OR TOWN</u>	<u>ELECTION DISTRICT</u>	<u>VOTERS ELIGIBLE</u>	<u>VOTED</u>	<u>PERCENT TURNOUT</u>
Greece	81	348	120	34.5
	82	531	106	20.0
	83	389	91	23.4
	84	635	173	27.2
	85	716	198	27.7
	86	707	264	37.3
	87	502	146	29.1
	88	529	180	34.0
	89	446	153	34.3
	90	675	186	27.6
	91	940	316	33.6
	92	813	201	24.7
	93	802	241	30.0
	94	582	154	26.5
	95	474	88	18.6
	96	694	155	22.3
	97	854	334	39.1
	98	858	246	28.7
	99	609	190	31.2
	100	809	242	29.9
	101	400	175	43.8
	102	886	212	23.9
	103	627	199	31.7
	104	619	240	38.8
	105	394	133	33.8
	106	519	129	24.9
	107	412	105	25.5
	108	333	104	31.2
	109	<u>757</u>	<u>181</u>	<u>23.9</u>
Greece		60,225	18,294	30.4
Hamlin	1	550	140	25.5
	2	590	226	38.3
	3 /11	558	168	30.1
	4	412	149	36.2
	5	522	159	30.5
	6	400	129	32.3
	7	686	279	40.7
	8	428	124	29.0
	9	390	129	33.1
	10	<u>614</u>	<u>225</u>	<u>36.6</u>
Hamlin		5,150	1,728	33.6
Henrietta	1	659	224	34.0
	2	526	151	28.7
	3	342	77	22.5
	4	572	190	33.2
	5	562	175	31.1
	6	521	164	31.5
	7	438	165	37.7

VOTER TURNOUT  
2011 GENERAL ELECTION  
DETAIL

<u>LEGISLATIVE DISTRICT OR TOWN</u>	<u>ELECTION DISTRICT</u>	<u>VOTERS ELIGIBLE</u>	<u>VOTED</u>	<u>PERCENT TURNOUT</u>	
Henrietta	8	531	154	29.0	
	9	512	152	29.7	
	10	555	143	25.8	
	11	527	130	24.7	
	12	478	166	34.7	
	13	661	181	27.4	
	14	479	126	26.3	
	15	636	164	25.8	
	16	433	113	26.1	
	17	577	199	34.5	
	18	635	175	27.6	
	19	530	133	25.1	
	20	691	200	28.9	
	21	400	149	37.3	
	22	711	253	35.6	
	23	492	105	21.3	
	24	600	208	34.7	
	25	476	192	40.3	
	26	968	345	35.6	
	27	792	291	36.7	
	28	625	220	35.2	
	29	1,330	279	21.0	
	30	1,129	309	27.4	
	31	364	90	24.7	
	32	632	250	39.6	
	33	453	131	28.9	
	34	409	68	16.6	
	35	689	171	24.8	
	Henrietta		<u>20,935</u>	<u>6,243</u>	<u>29.8</u>
	Irondequoit	1	605	177	29.3
		2	400	126	31.5
		3	676	219	32.4
		4	478	195	40.8
		5	498	146	29.3
		6	712	309	43.4
7		637	314	49.3	
8		473	204	43.1	
9		518	181	34.9	
10		484	249	51.4	
11		288	89	30.9	
12		439	125	28.5	
13		663	236	35.6	
14		644	258	40.1	
15		591	291	49.2	
16		592	242	40.9	
17		350	125	35.7	
18		518	190	36.7	
19		613	176	28.7	
20		404	205	50.7	
21		532	164	30.8	

VOTER TURNOUT  
2011 GENERAL ELECTION  
DETAIL

<u>LEGISLATIVE DISTRICT OR TOWN</u>	<u>ELECTION DISTRICT</u>	<u>VOTERS ELIGIBLE</u>	<u>VOTED</u>	<u>PERCENT TURNOUT</u>
Irondequoit	22	543	223	41.1
	23	458	151	33.0
	24	427	176	41.2
	25	549	178	32.4
	26	474	90	19.0
	27	300	138	46.0
	28	471	143	30.4
	29	443	118	26.6
	30	454	192	42.3
	31	453	180	39.7
	32	539	163	30.2
	33	385	157	40.8
	34	744	291	39.1
	35	342	99	28.9
	36	459	72	15.7
	37	461	144	31.2
	38	375	103	27.5
	39	262	75	28.6
	40	299	134	44.8
	41	515	158	30.7
	42	484	231	47.7
	43	429	122	28.4
	44	847	415	49.0
	45	416	156	37.5
	46	555	193	34.8
	47	190	72	37.9
	48	437	185	42.3
	49	446	190	42.6
	50	460	90	19.6
	51	587	282	48.0
	52	633	155	24.5
	53	466	138	29.6
	54	182	45	24.7
	55	561	166	29.6
	56	406	158	38.9
	57	692	301	43.5
	58	604	182	30.1
	59	478	174	36.4
	60	541	189	34.9
	61	595	214	36.0
	62	504	206	40.9
	63	412	163	39.6
	64	263	108	41.1
	65	365	98	26.8
	66	370	51	13.8
	67	435	150	34.5
	68	497	166	33.4
	69	285	50	17.5

VOTER TURNOUT  
2011 GENERAL ELECTION  
DETAIL

<u>LEGISLATIVE DISTRICT OR TOWN</u>	<u>ELECTION DISTRICT</u>	<u>VOTERS ELIGIBLE</u>	<u>VOTED</u>	<u>PERCENT TURNOUT</u>
Irondequoit	70	157	61	38.9
	71 /72	<u>242</u>	<u>47</u>	<u>19.4</u>
		33,607	11,964	35.6
Irondequoit				
Mendon	1	862	377	43.7
	2	704	306	43.5
	3	809	384	47.5
	4	615	274	44.6
	5	741	329	44.4
	6	727	295	40.6
	7	818	350	42.8
	8	339	146	43.1
	9	<u>639</u>	<u>256</u>	<u>40.1</u>
Mendon		6,254	2,717	43.4
Ogden				
Ogden	1	553	187	33.8
	2	572	215	37.6
	3	781	255	32.7
	4	557	184	33.0
	5	542	184	33.9
	6	742	182	24.5
	7	373	117	31.4
	8	723	180	24.9
	9	563	159	28.2
	10	547	172	31.4
	11	535	157	29.3
	12	760	186	24.5
	13	579	141	24.4
	14	575	138	24.0
	15	774	216	27.9
	16	403	127	31.5
	17	564	166	29.4
	18	795	207	26.0
	19	719	231	32.1
20	<u>682</u>	<u>227</u>	<u>33.3</u>	
Ogden		12,339	3,631	29.4
Parma				
Parma	1	681	247	36.3
	2	818	291	35.6
	3	592	207	35.0
	4	675	239	35.4
	5	436	200	45.9
	6	304	100	32.9
	7	612	216	35.3
	8	795	400	50.3
	9	703	237	33.7
	10	677	253	37.4
	11	687	226	32.9
	12	806	204	25.3
	13	1,048	417	39.8

VOTER TURNOUT  
2011 GENERAL ELECTION  
DETAIL

<u>LEGISLATIVE DISTRICT OR TOWN</u>	<u>ELECTION DISTRICT</u>	<u>VOTERS ELIGIBLE</u>	<u>VOTED</u>	<u>PERCENT TURNOUT</u>
Parma	14	659	166	25.2
	15	714	262	36.7
Parma		<u>10,207</u>	<u>3,665</u>	<u>35.9</u>
Penfield	1	258	74	28.7
	2	547	193	35.3
	3	420	180	42.9
	4	654	215	32.9
	5	563	245	43.5
	6	508	167	32.9
	7	506	242	47.8
	8	539	177	32.8
	9	649	294	45.3
	10	469	184	39.2
	11	382	123	32.2
	12	567	241	42.5
	13	668	224	33.5
	14	750	221	29.5
	15	792	250	31.6
	16	271	108	39.9
	17	589	216	36.7
	18	390	169	43.3
	19	783	304	38.8
	20	686	230	33.5
	21	661	225	34.0
	22	558	178	31.9
	23	776	276	35.6
	24	741	266	35.9
	25	505	173	34.3
	26	425	125	29.4
	27	611	250	40.9
	28	558	144	25.8
	29	806	218	27.0
	30	940	337	35.9
	31	407	148	36.4
	32	378	119	31.5
	33	552	235	42.6
	34	548	160	29.2
	35	763	224	29.4
	36	549	145	26.4
	37	937	342	36.5
	38	415	138	33.3
	39	468	146	31.2
	40	736	219	29.8
	41	562	193	34.3
	42	470	142	30.2
Penfield		<u>24,357</u>	<u>8,460</u>	<u>34.7</u>
Perinton	1	823	291	35.4
	2	696	259	37.2

VOTER TURNOUT  
2011 GENERAL ELECTION  
DETAIL

<u>LEGISLATIVE DISTRICT OR TOWN</u>	<u>ELECTION DISTRICT</u>	<u>VOTERS ELIGIBLE</u>	<u>VOTED</u>	<u>PERCENT TURNOUT</u>
Perinton	3	473	209	44.2
	4	496	194	39.1
	5	340	109	32.1
	6	485	206	42.5
	7	623	228	36.6
	8	553	201	36.3
	9	761	288	37.8
	10	650	236	36.3
	11	437	126	28.8
	12	523	218	41.7
	13	487	205	42.1
	14	533	223	41.8
	15	631	161	25.5
	16	445	163	36.6
	17	549	246	44.8
	18	526	231	43.9
	19	534	201	37.6
	20	519	201	38.7
	21	682	273	40.0
	22	413	152	36.8
	23	822	311	37.8
	24	916	343	37.4
	25	431	168	39.0
	26	609	242	39.7
	27	435	167	38.4
	28	457	184	40.3
	29	333	120	36.0
	30	594	185	31.1
	31	666	265	39.8
	32	518	164	31.7
	33	580	217	37.4
	34	668	232	34.7
	35	514	172	33.5
	36	371	88	23.7
	37	573	194	33.9
	38	736	239	32.5
	39	712	215	30.2
	40	412	147	35.7
	41	372	141	37.9
	42	590	179	30.3
	43	986	350	35.5
	44	503	207	41.2
	45	864	281	32.5
	46	350	102	29.1
	47	678	177	26.1
	48	485	142	29.3
	49	513	194	37.8
	50	300	53	17.7
	51	675	236	35.0
	52	603	168	27.9
	53	464	194	41.8

VOTER TURNOUT  
2011 GENERAL ELECTION  
DETAIL

<u>LEGISLATIVE DISTRICT OR TOWN</u>	<u>ELECTION DISTRICT</u>	<u>VOTERS ELIGIBLE</u>	<u>VOTED</u>	<u>PERCENT TURNOUT</u>
Perinton	54	980	296	30.2
	55	523	232	44.4
	56	826	198	24.0
Perinton		<u>32,238</u>	<u>11,424</u>	<u>35.4</u>
Pittsford	1	452	193	42.7
	2	466	205	44.0
	3	789	383	48.5
	4	656	212	32.3
	5	442	153	34.6
	6	410	169	41.2
	7	266	105	39.5
	8	545	250	45.9
	9	594	275	46.3
	10	713	201	28.2
	11	473	170	35.9
	12	510	186	36.5
	13	375	163	43.5
	14	658	287	43.6
	15	538	129	24.0
	16	461	159	34.5
	17	707	273	38.6
	18	527	189	35.9
	19	344	164	47.7
	20	554	233	42.1
	21	601	214	35.6
	22	636	275	43.2
	23	499	201	40.3
	24	682	275	40.3
	25	722	318	44.0
	26	529	224	42.3
	27	492	170	34.6
	28	513	197	38.4
	29	536	227	42.4
	30	485	186	38.4
	31	697	210	30.1
	32	566	230	40.6
	33	810	236	29.1
	34	808	186	23.0
Pittsford		<u>19,056</u>	<u>7,248</u>	<u>38.0</u>
Riga	1	868	329	37.9
	2	647	240	37.1
	3	466	204	43.8
	4	618	243	39.3
	5	584	223	38.2
	6	588	205	34.9
Riga		<u>3,771</u>	<u>1,444</u>	<u>38.3</u>



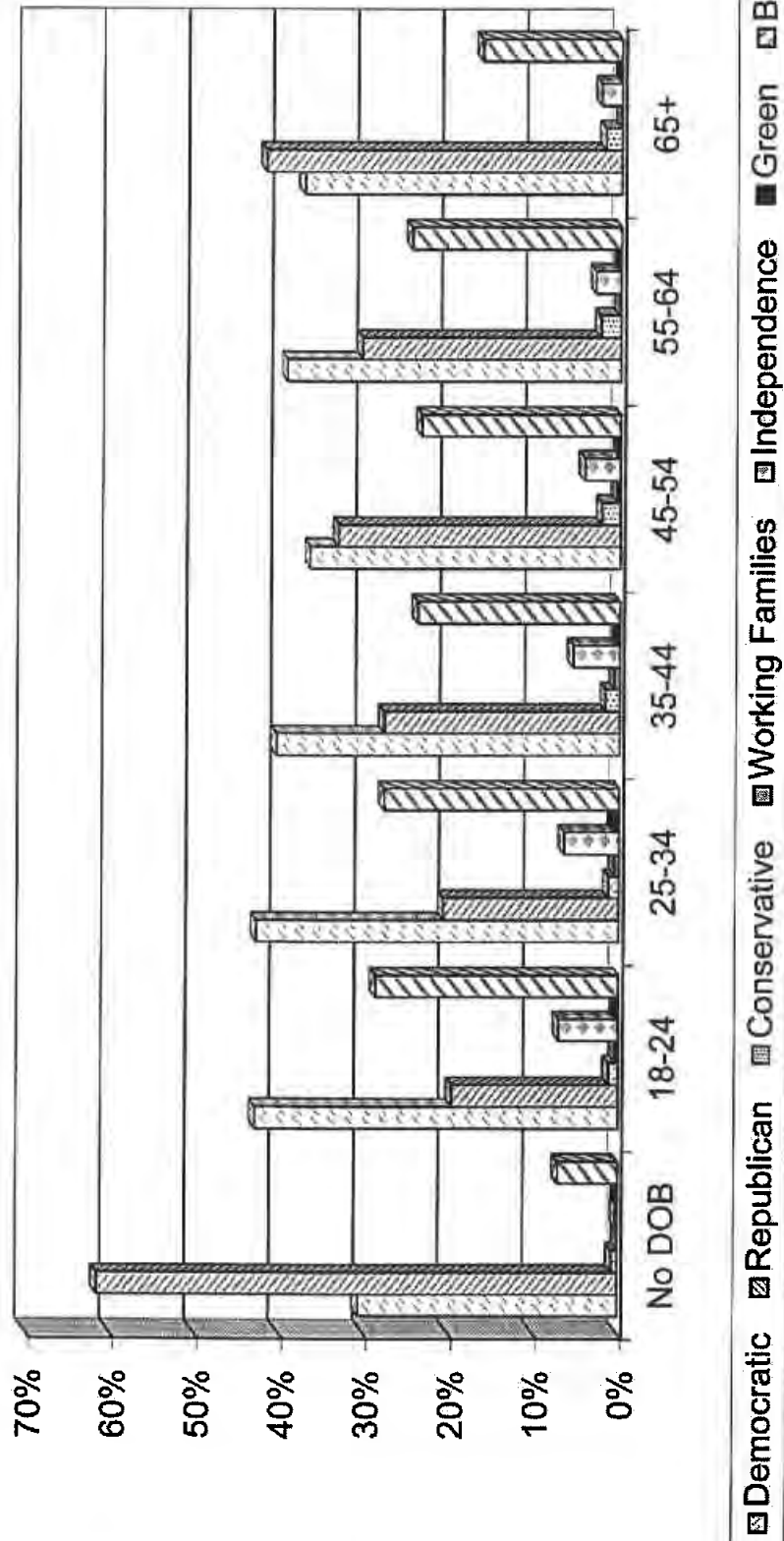
VOTER TURNOUT  
2011 GENERAL ELECTION  
DETAIL

<u>LEGISLATIVE DISTRICT OR TOWN</u>	<u>ELECTION DISTRICT</u>	<u>VOTERS ELIGIBLE</u>	<u>VOTED</u>	<u>PERCENT TURNOUT</u>
Rush				
	1	693	338	48.8
	2	497	231	46.5
	3	653	357	54.7
	4	666	313	47.0
		2,509	1,239	49.4
Rush				
Sweden				
	1	620	244	39.4
	2	311	96	30.9
	3	701	246	35.1
	4	755	239	31.7
	5	160	71	44.4
	6	538	196	36.4
	7	589	231	39.2
	8	488	146	29.9
	9	459	119	25.9
	10	732	273	37.3
	11	223	62	27.8
	12	492	166	33.7
		6,068	2,089	34.4
Sweden				
Webster				
	1	550	263	47.8
	2	833	191	22.9
	3	613	248	40.5
	4	340	103	30.3
	5	625	220	35.2
	6	566	179	31.6
	7	664	247	37.2
	8	525	211	40.2
	9	530	211	39.8
	10	1,185	376	31.7
	11	622	188	30.2
	12	741	328	44.3
	13	533	220	41.3
	14	503	210	41.7
	15	444	174	39.2
	16	793	210	26.5
	17	549	199	36.2
	18	459	176	38.3
	19	886	342	38.6
	20	791	252	31.9
	21	756	230	30.4
	22	662	221	33.4
	23	542	215	39.7
	24	1,353	437	32.3
	25	574	127	22.1
	26	672	180	26.8
	27	467	176	37.7
	28	576	164	28.5
	29	412	154	37.4
	30	469	132	28.1

VOTER TURNOUT  
2011 GENERAL ELECTION  
DETAIL

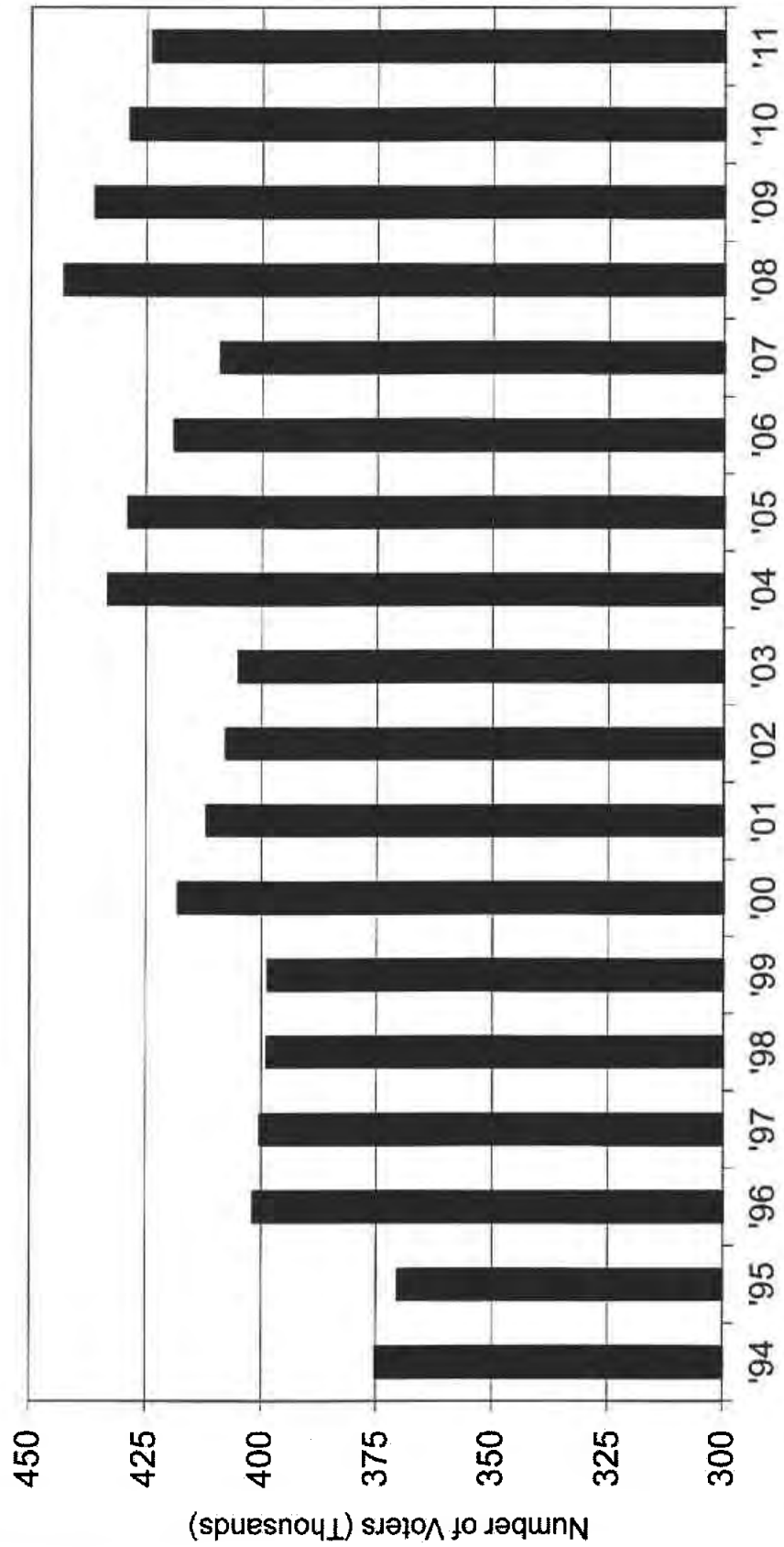
<u>LEGISLATIVE DISTRICT OR TOWN</u>	<u>ELECTION DISTRICT</u>	<u>VOTERS ELIGIBLE</u>	<u>VOTED</u>	<u>PERCENT TURNOUT</u>
Webster	31	718	271	37.7
	32	695	255	36.7
	33	623	253	40.6
	34	355	104	29.3
	35	401	156	38.9
	36	559	190	34.0
	37	962	351	36.5
	38	821	252	30.7
	39	561	268	47.8
	40	897	311	34.7
	41	754	260	34.5
	42	547	201	36.7
	43	469	145	30.9
Webster		<u>27,597</u>	<u>9,601</u>	<u>34.8</u>
Wheatland	1	565	239	42.3
	2	579	284	49.1
	3	725	247	34.1
	4	573	184	32.1
	5	666	259	38.9
Wheatland		<u>3,108</u>	<u>1,213</u>	<u>39.0</u>
TOWNS		<u>331,657</u>	<u>114,712</u>	<u>34.6</u>
GRAND TOTAL:		<u><u>423,833</u></u>	<u><u>137,514</u></u>	<u><u>32.4</u></u>

# PARTY ENROLLMENT BY AGE



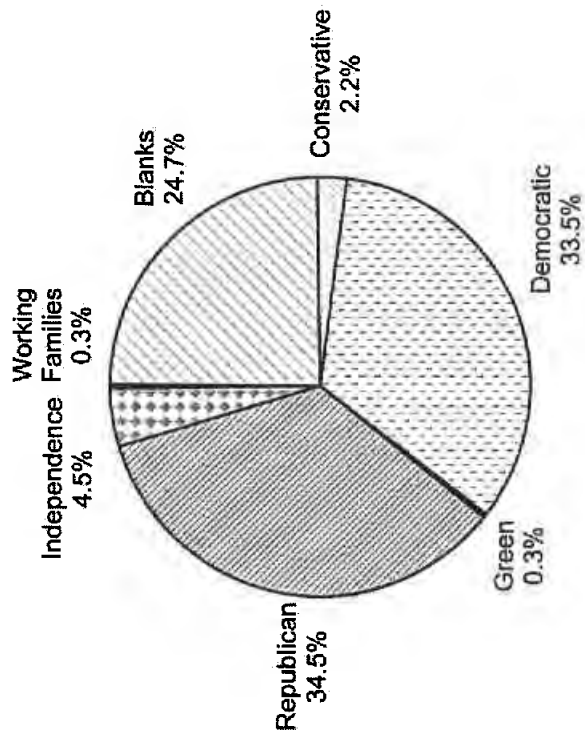
# Voter Registration

for 1994 - 2011 General Elections

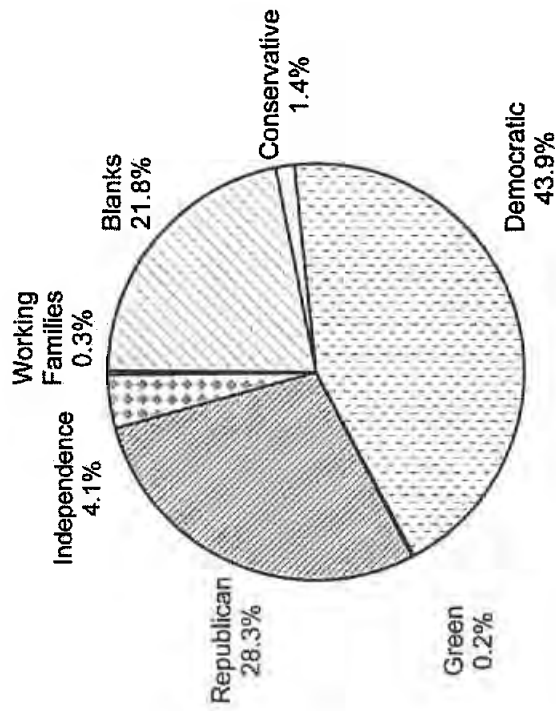


# PROFILE OF PARTY ENROLLMENTS

By Gender



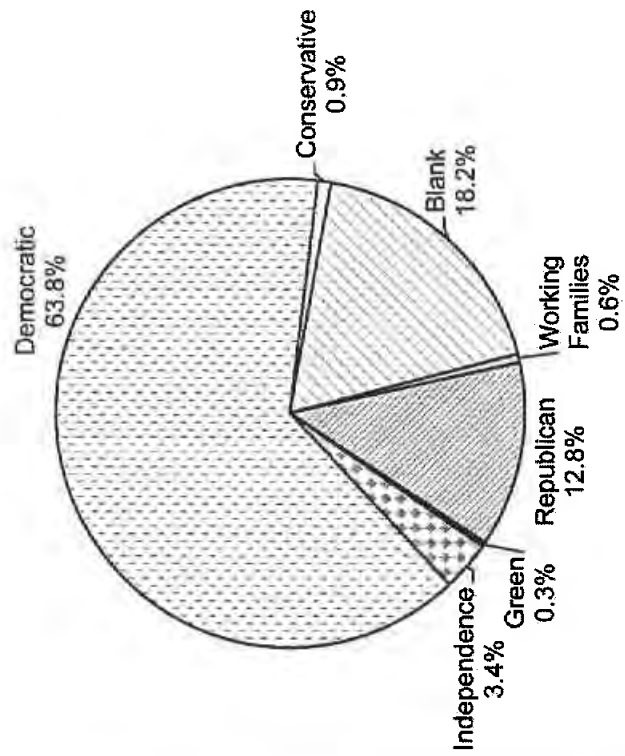
Male



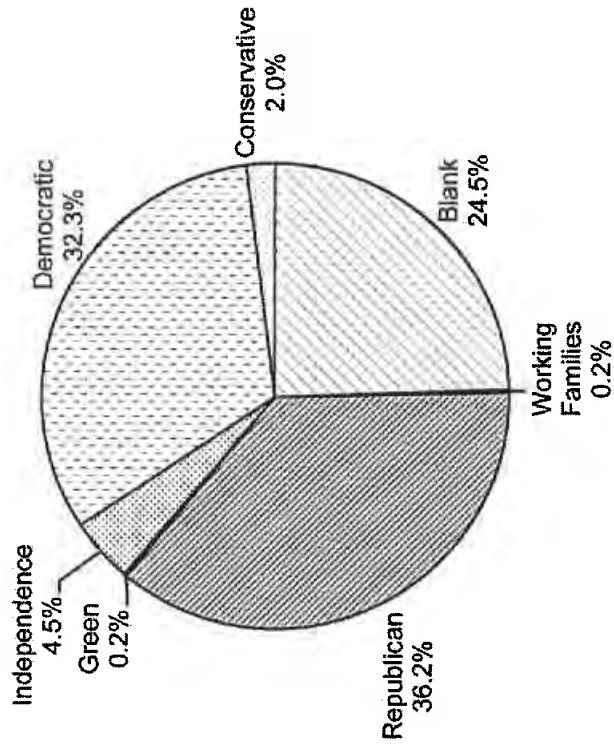
Female

# PROFILE OF PARTY ENROLLMENTS

By Location

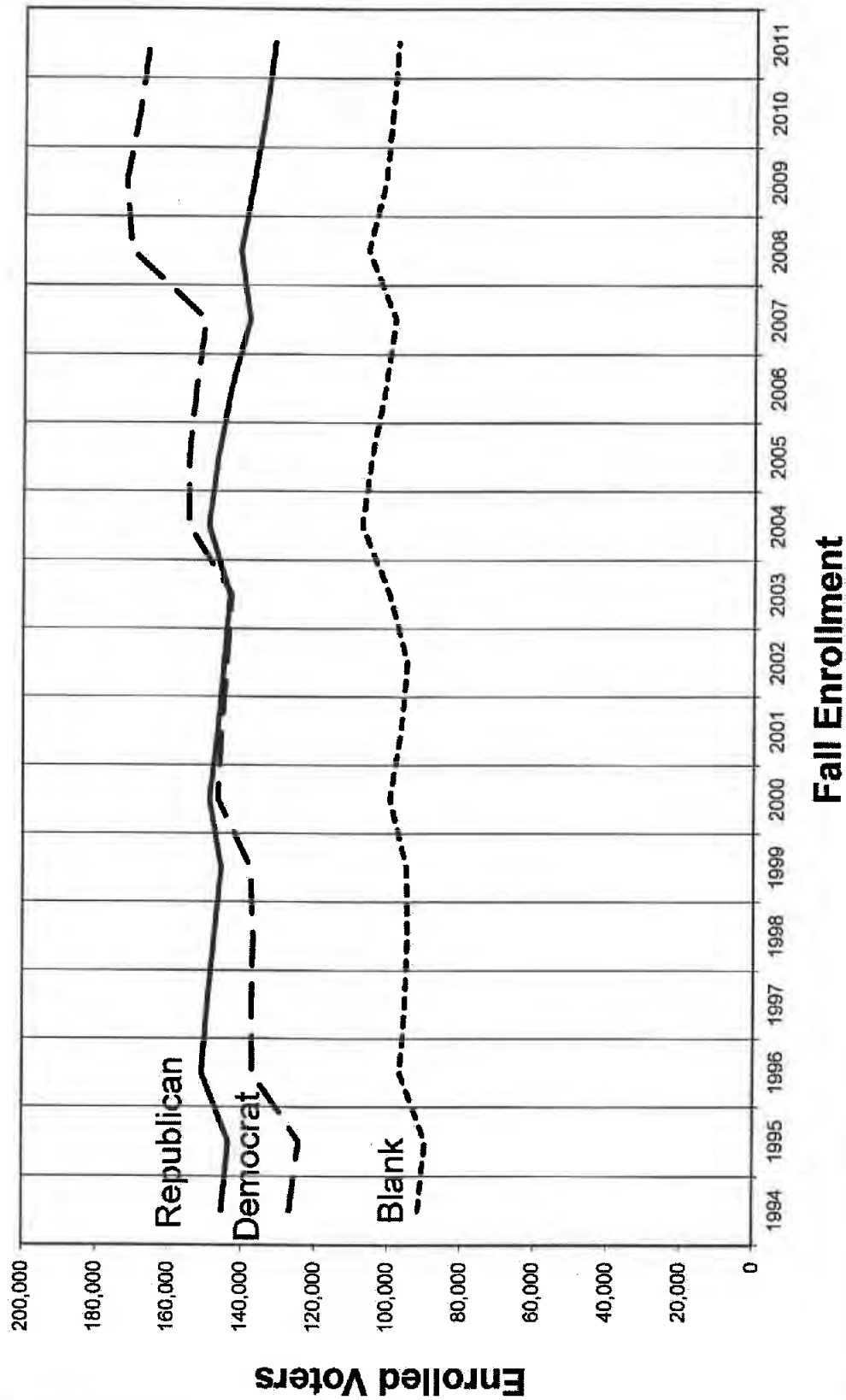


CITY

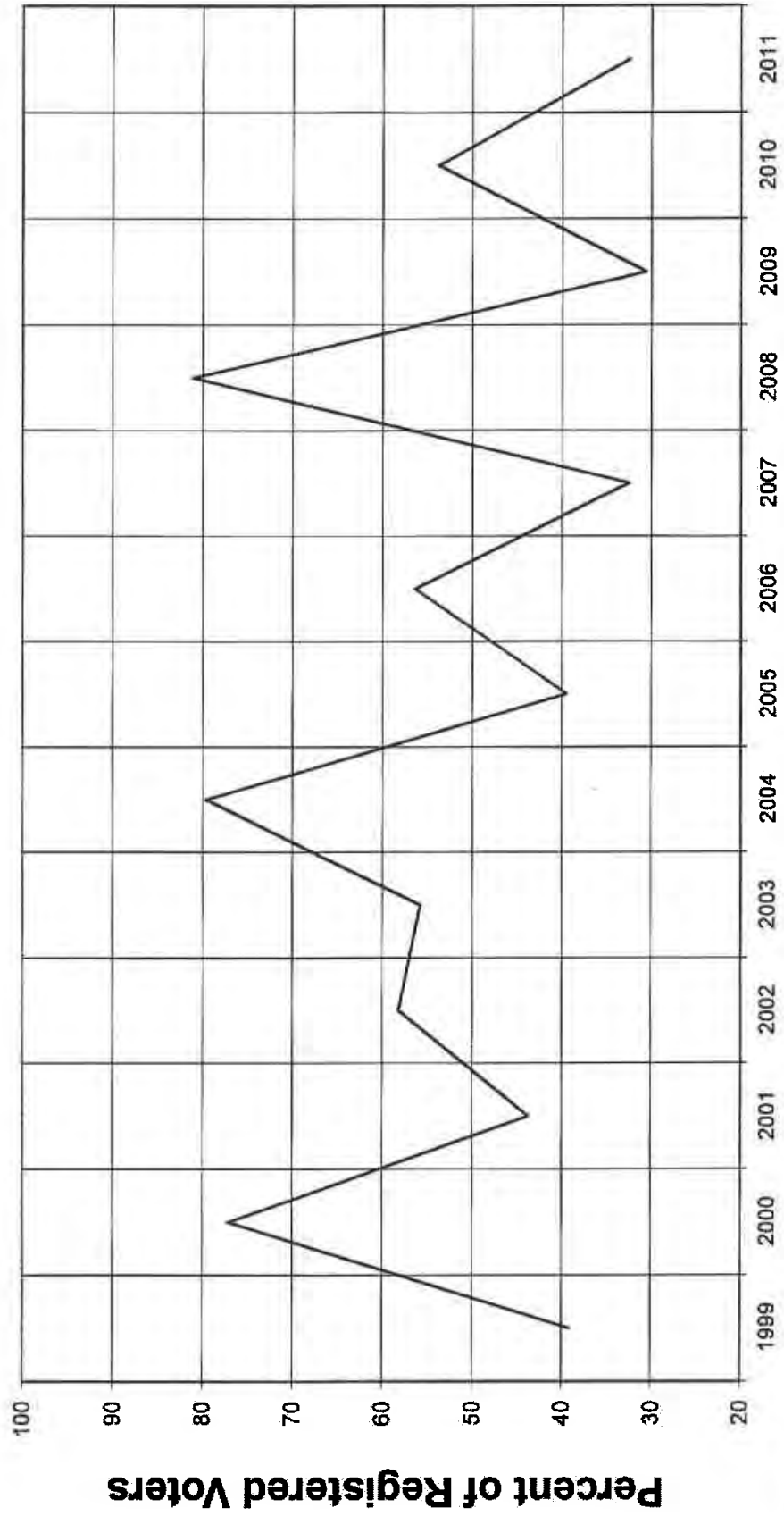


TOWNS

# Party Enrollment Trends



# Voter Turnout for General Election 1999 Through 2011





## VOTER TURNOUT HISTORY

Year	Registered Voters	Number Voting	Turnout
2011	423,833	137,514	32.4%
2010	428,736	233,802	54.5%
2009	436,090	133,427	30.6%
2008	442,771	359,083	81.1%
2007	409,701	132,973	32.5%
2006	419,368	236,477	56.4%
2005	428,643	169,183	39.5%
2004	433,210	344,860	79.6%
2003	405,192	226,044	55.8%
2002	407,664	236,691	58.1%
2001	411,870	180,140	43.7%
2000	418,041	322,394	77.1%
1999	398,605	156,007	39.1%
1998	398,749	243,338	61.0%
1997	400,304	175,945	44.0%
1996	401,311	313,531	78.1%
1995	370,380	162,805	44.0%
1994	375,974	260,831	69.4%
1993	372,647	171,732	46.1%
1992	386,447	344,009	89.0%
1991	332,460	236,403	71.1%
1990	339,430	226,634	66.8%
1989	347,479	184,047	53.0%
1988	370,663	314,046	84.7%
1987	329,156	215,370	65.4%
1986	339,971	230,498	67.8%
1985	353,149	154,123	43.6%
1984	380,186	320,191	84.2%
1983	348,622	225,376	64.6%
1982	340,165	256,092	75.3%
1981	329,075	194,989	59.3%
1980	349,265	310,042	88.8%
1979	307,673	219,752	71.4%
1978	316,152	222,064	70.2%
1977	326,078	207,501	63.6%
1976	344,627	306,650	89.0%
1975	311,831	233,826	75.0%
1974	323,060	250,686	77.6%