


2017 CAFR

*Comprehensive Annual
Financial Report*

County of Monroe,
New York

For the Year Ended
December 31, 2017



Cheryl Dinolfo
County Executive

Robert Franklin
Chief Financial Officer

Jennifer Cesario
Controller

monroecounty.gov

County of Monroe, New York Comprehensive Annual Financial Report For the Year Ended December 31, 2017

Prepared by
Department of Finance
Office of the Controller



Robert Franklin
Chief Financial Officer

Jennifer Cesario
Controller

Michael Lombardo
Deputy Controller

INTRODUCTORY SECTION

This section contains the following:

- TABLE OF CONTENTS
- LETTER OF TRANSMITTAL
- COUNTY EXECUTIVE'S OFFICE
- ELECTED COUNTY OFFICIALS
- LEGISLATIVE LEADERSHIP AND STAFF
- LEGISLATORS
- COUNTY DEPARTMENTS

COUNTY OF MONROE, NEW YORK COMPREHENSIVE ANNUAL FINANCIAL REPORT YEAR ENDED DECEMBER 31, 2017

Table of Contents

Introductory Section (Unaudited)	Page
Letter of Transmittal.....	i
Profile of Monroe County Government	ii
Economic Profile and Outlook.....	v
Financial Information.....	vii
Acknowledgements	viii
County Executive's Office.....	ix
Elected County Officials	ix
Legislative Leadership and Staff	x
Legislators	xi
County Departments.....	xii
Financial Section	
Independent Auditor's Report.....	1
Management's Discussion and Analysis (Unaudited)	3
Basic Financial Statements	
Government-wide Financial Statements	
Statement of Net Position	20
Statement of Activities.....	21
Fund Financial Statements	
Governmental Funds Financial Statements	
Balance Sheet.....	22
Reconciliation of the Governmental Funds Balance Sheet to the	
Statement of Net Position	23
Statement of Revenues, Expenditures, and Changes in Fund Balances	24
Reconciliation of the Statement of Revenues, Expenditures, and Changes in	
Fund Balances of Governmental Funds to the Statement of Activities	25
Proprietary Funds Financial Statements	
Statement of Net Position	26
Statement of Revenues, Expenses and Changes in Net Position.....	28
Statement of Cash Flows.....	29

continued

**COUNTY OF MONROE, NEW YORK
 COMPREHENSIVE ANNUAL FINANCIAL REPORT
 YEAR ENDED DECEMBER 31, 2017**

Table of Contents

Fiduciary Fund Financial Statements	
Statement of Fiduciary Net Position.....	31
Statement of Changes in Fiduciary Net Position	32
Component Units Financial Statements	
Combining Statement of Net Position	33
Combining Statement of Activities	34
Notes to the Basic Financial Statements	35
Required Supplementary Information (Unaudited)	
Schedule of Revenues, Expenditures and Changes in Fund Balances -	
General Fund – Budget and Actual.....	84
Other Post-Employment Benefits (OPEB) –Funding Progress.....	85
Schedule of Proportionate Share of Net Pension Liability (Asset).....	86
Schedule of Contributions – Pension Plans.....	87
Notes to Required Supplementary Information.....	88
Combining Financial Information	
Combining Balance Sheet – Nonmajor Governmental Funds	91
Combining Statement of Revenues, Expenditures and Changes in Fund Balances -	
Nonmajor Governmental Funds	92
Combining Balance Sheet – Special Revenue Funds	93
Combining Statement of Revenues, Expenditures and Changes in Fund Balances-	
Special Revenue Funds	94
Combining Statement of Net Position – Internal Service Funds.....	95
Combining Statement of Revenues, Expenses and Changes in Net Position -	
Internal Service Funds	96
Statement of Cash Flows – Internal Service Funds.....	97
Statistical Section (Unaudited)	
Net Position by Component.....	100
Changes in Net Position	101
Fund Balances, Governmental Funds.....	103
Governmental Funds, Changes in Fund Balances.....	104
Taxing Power	105
Assessed Value of Taxable Property	106
Property Tax Levies and Collections	107
Principal Property Tax Payers	108
Legal Debt Margin Information	109
Ratio of Outstanding Debt by Type and Activity.....	110
Ratios of General Bonded Debt Outstanding	111
Demographic and Economic Statistics	112
Principal Private-Sector Employers	113
Budgeted Full-Time County Employees by Department	114
Operating Indicators	115
Capital Asset Statistics	116



Department of Finance

Monroe County, New York

Cheryl Dinolfo
County Executive

Robert Franklin
Chief Financial Officer

May 31, 2018

Taxpayers of Monroe County,
Honorable County Executive,
Members of the Monroe County Legislature, and
Employees of Monroe County

We are pleased to submit the Comprehensive Annual Financial Report (CAFR) of the County of Monroe, State of New York (the County) for the year ended December 31, 2017, in accordance with the requirements of Article VI, Section C6-5C(2)(d)[1] of the County Charter. This report has been compiled and prepared by the Department of Finance, which assumes full responsibility for the completeness and accuracy of the financial data contained herein. We believe the information presented in this report fairly portrays the County's financial position and results of operations for 2017.

The CAFR is presented in three sections: Introductory, Financial, and Statistical. The Introductory Section consists of this letter of transmittal, which gives an overview of the County's history and highlights of key departmental accomplishments. The Financial Section includes the Independent Auditor's Report, Management's Discussion and Analysis (MD&A), the basic financial statements and notes thereto, required supplementary information other than MD&A, and the underlying combining and individual fund financial statements and supporting schedules for the year ended December 31, 2017. The Statistical Section sets forth selected economic and demographic information for the County on a multi-year basis.

Pursuant to Article VI, Section C2-6C(11) of the Monroe County Charter, the basic financial statements of the County are independently audited each year by an independent Certified Public Accounting firm. Bonadio & Co., LLP has completed the independent audit for the year ended December 31, 2017 using auditing standards generally accepted in the United States of America. The audited financial statements are included in the Financial Section of this report in its entirety and without edit.

On an annual basis we strive to achieve an unmodified opinion (commonly referred to as a clean opinion) for the audited financial statements, which is the highest level of assurance that can be given by an independent auditor. Our independent auditors have issued an unmodified opinion, stating that the basic financial statements, *"present fairly, in all material respects, the respective financial position of the governmental activities, the business-type activities, the aggregate discretely presented component units, each major fund, and the aggregate remaining fund information of the County as of December 31, 2017, and the respective changes in financial position, and where applicable, cash flows thereof for the year then ended in accordance with U.S. generally accepted accounting principles."*

The County is also required to undergo an annual audit in conformance with the provisions of the Federal Single Audit Act (as amended) and the United States Office of Management and Budget's Uniform Administrative Requirements, Cost Principles, and Audit Requirements for Federal Awards

(Uniform Guidance). Information related to this audit (including the schedule of expenditures of federal awards; summary of findings and questioned costs; the Independent Auditor's Report on internal control over financial reporting and on compliance and other matters based on an audit of financial statements performed in accordance with *Government Auditing Standards*; and a report on compliance for each major program and on internal control over compliance required by the Uniform Guidance) is not provided in this report. This information is presented as a separate report.

PROFILE OF MONROE COUNTY GOVERNMENT

Location

Monroe County is located in western New York State on the south shore of Lake Ontario, approximately 70 miles east of the Buffalo/Niagara Falls area. The County is the northernmost portion of the Genesee River valley and contains one city, 19 towns and 10 villages. The City of Rochester is the County seat and New York State's third largest industrial and commercial center next to New York City and Buffalo. The area is accessible via the Greater Rochester International Airport, CSX and Genesee & Wyoming, Inc. railroads, Amtrak, the New York State Thruway, the St. Lawrence Seaway, and the New York State Erie Canal System. Monroe County is within 400 miles of many major metropolitan areas such as New York City, Toronto, Boston, and Washington, D.C.

Government Structure and Reporting Entity

The County Executive is the Chief Executive Officer and the administrative head of the County with authority to approve or veto any local law, legalizing act, or resolution adopted by the County Legislature. The County Executive is elected in a general county-wide election to serve a four-year term. The County is divided into twenty-nine legislative districts with an elected legislator representing each district in the County Legislature. County Legislators may serve for two four-year terms and one two-year term during a ten year cycle. The County Legislature is the legislative, appropriating, and governing body of the County.

The County's reporting entity is based on criteria set forth by the Governmental Accounting Standards Board as discussed in Note 1 to the Basic Financial Statements. The County reports the following: governmental activities, business-type activities, discretely presented and blended component units, general fund, capital projects, aggregate non-major governmental funds, five major enterprise funds, internal service funds, private-purpose trust funds, and agency funds. The County's component units include Monroe Community College (MCC), Monroe County Airport Authority (Airport Authority), Monroe County Water Authority (Water Authority), County of Monroe Industrial Development Agency (COMIDA; dba Imagine Monroe), and Monroe Tobacco Asset Securitization Corporation (MTASC).

The following component units were dissolved in 2017 and merged into the County: Monroe Security and Safety Systems Local Development Corporation (M3S), Monroe Newpower Corporation (Newpower), Civic Center Monroe County Local Development Corporation (Civic Center), and Upstate Telecommunication Corporation (UTC). In addition, the Greater Rochester Outdoor Sports Facility Corporation (GROSFC) was dissolved in 2017 and merged into the County. Consistent with GASB 69, each of the five entities are treated as if the merger took place as of January 1, 2017.

The County provides its residents with diverse services and programs, including human services, public safety, public and mental health, wastewater management, public works, economic development, and cultural, educational, and recreational programs. Public facilities are also available and include the Greater Rochester International Airport (ROC), Monroe Community Hospital (the Hospital), Monroe Community College (MCC), and numerous County parks.

Major Initiatives and Accomplishments in 2017

Environmental – To continue high levels of service to County residents at reduced costs, several intermunicipal initiatives were undertaken in 2017 by the Department of Environmental Services (DES). These projects were geared toward meeting DES’s goal of providing continued and reliable services to Pure Waters customers.

The Rochester Pure Waters District operates and maintains the Frank E. Van Lare Wastewater Treatment Plant, located in the City of Rochester. In 2017, the District began renovation of the FEV Operations Center to provide up-to-date facilities for our plant operations.

The Northwest Quadrant Pure Waters District operates and maintains the Northwest Quadrant Wastewater Treatment Facility, located in the Town of Greece. In 2017, construction began on a new treatment process to remove chlorine from the facility prior to discharge to Lake Ontario to protect aquatic life.

The Division of Engineering and Facilities Management undertook several projects aimed at improving County facilities in 2017. Construction on the new MCC Downtown Campus Project was completed and the facility opened for classes in the fall of 2017. Other projects included renovations to the MCC Theater, completion of the Civic Center Complex Upgrade Project including a new chiller plant and major electrical system improvements, and upgrades to the County’s security system and the County’s building management system. Additionally, the division completed construction of the Webster Park and Powder Mills Park lodges. Construction of the Seneca Park Zoo’s new Tropical Exhibit and Main Entry Plaza began in 2017.

In 2017, Monroe County received all the permits needed for the expansion of the Mill Seat Landfill in the Town of Riga and construction began in June 2017. The expansion involves an additional 118.3 acres immediately south of the existing landfill. The expansion is expected to provide safe, responsible, and cost effective solid waste disposal for an additional 32 years.

Health Care – The Department of Public Health (DPH) focused on several key areas of health in 2017 including community health improvement, environmental health, service and process enhancement within its divisions, and public health preparedness.

Public Health successfully collaborated with Leadership in the Office of Mental Health to become a New York State Opioid Overdose Prevention Program site which allows the department to give out free training and kits containing the opioid overdose medication Naloxone to any interested community member or organization. The Public Health Department began training and speaking at multiple community forums about addiction and the opioid crisis.

The Environmental Health Division continued administration of and received a grant extension to complete work for the \$3.3 million federally funded HUD Lead Based Paint Hazard Control Grant program that provided reduction or elimination of lead based hazards in low-income housing units.

The Division of Nursing assumed the clinical care for the Monroe County Children's Detention Center in the Town of Rush. This interdepartmental effort unites DHS and DPH to provide comprehensive medical, nursing and mental health services to the youth residing in the Children's Center.

Economic Development – During 2017 The Planning and Development Department approved 110 projects that will result in the investment of over \$1.4 billion for Monroe County businesses. These projects will create more than 1,100 new jobs over the next three years and retain nearly 3,200 jobs in the County. Over 99% of the funds leveraged came from private funding sources. Staff from Economic Development contacted over 250 companies and made presentations to dozens of service providers (bankers, CPAs, attorneys) and community organizations.

Aviation – The Department of Aviation operates a safe and convenient air transportation facility at the ROC. Total aircraft operations (commercial, military, corporate and general aviation) in 2017 were 87,261. Total scheduled passenger enplanements for 2017 increased 1.25% over 2016 to 1,210,476. The department works closely with the business community and travel representatives to encourage the use of affordable, competitive low fare air service from Rochester to key business centers and popular leisure destinations throughout the United States.

In 2017, Southwest Airlines announced expanding their operations at ROC announcing select Saturday non-stop service for 2018 to Ft. Myers, Florida (RSW)

Operating agreements were negotiated with transportation network companies, Lyft and Uber, to allow ride-share services as another ground transportation option for passengers.

Ground breaking commenced for the \$79 million terminal transformation as part of the Upstate Airport Economic Development and Revitalization Initiative slated for completion in October 2018. Key project components include: Airport Access and Approach, Terminal Entrance Canopy, Smart Terminal Enhancements and Business/Technology Incubator Study.

Construction was completed on a new Airport Smart Phone Lot with 31 parking spaces, a large detailed flight information screen, an electric vehicle charging station and complimentary Wi-Fi.

Parks – The Monroe County Department of Parks maintains nearly 12,000 acres of parkland for Monroe County residents and visitors. In 2017, the Parks Department completed a variety of projects.

In 2017, the Parks Department initiated a variety of projects. The new Lodge and site improvements were completed at Webster Park. Construction commenced on Phase I improvements at the Seneca Park Zoo, including Africa and Cold Asia exhibits. At Mendon Ponds and Powder Mills Parks, construction began on lodge renovations and site improvements.

The County golf courses at Churchville, Genesee Valley and Durand Eastman Parks have seen a cumulative increase of 14.7% in rounds since the County resumed maintenance operations in 2015. In 2018, Monroe County will be assuming the provision of golf pro-shop and concession services at all three courses.

ECONOMIC PROFILE AND OUTLOOK

Local Economy

A business-friendly infrastructure, a community centered on partnership and collaboration, nationally ranked colleges and universities, four-season weather, and affordable housing are just a few of the many reasons people locate in Monroe County.

Rochester is one of the least congested cities in the U.S. with an average commute time of 19.9 minutes and was listed as one of the best cities in the U.S. for commuters by Kiplinger. Multi-modal transportation is also available in Monroe County at the Greater Rochester International Airport (GRIA), which averages 120 flights per day to 19 different cities. Rail service is available through Amtrak and Rochester Genesee Regional Transportation Authority (RGRTA) provides bus service.

A strong industrial history, emerging technology sector, and an emphasis on high quality services, including higher education, ensure a technically sophisticated and reliable workforce.

Seven exceptional colleges and universities provide quality educational opportunities for students from throughout the Greater Rochester area, New York State, the nation, and the world. These world-class institutions help support the local economy and bring a talented workforce of professionals into the community.

Along with the University of Rochester/Strong Medical Center, the County is home to Wegmans Food Markets, Eastman Kodak, Xerox, Bausch & Lomb, and Paychex, as well as nearly 17,000 businesses with less than 100 employees. Business Insider reports Rochester, NY is the 13th "Most Innovative City in the U.S." Techie.com ranks Rochester, NY one of the "Ten Most Unexpected Cities for High-Tech Innovation" in the U.S. Scientific Reports named Rochester 18th among "The World's Leading Science Cities".

Population – The County has a population of approximately 747,642 people, and is the central county in the six-county Rochester Metropolitan Statistical Area (MSA) which has a population of approximately 1,082,226. The County labor force measures approximately 364,400 and its economy draws from an MSA labor force totaling approximately 524,200.

Industry Sectors – Historically, Monroe County's economy was dominated by major manufacturers. As these companies restructured and transitioned, their highly skilled workers fueled the growth of numerous small and medium-sized firms in a range of industries. Monroe County's manufacturing workforce is still the third largest of all New York counties, but today 97% of the region's job growth is in small business and 51% of the companies in Monroe County have one to four employees (NYS Department of Labor). The economy is largely private sector (Private 85%; Government 15%). Service producing employment accounts for 86% of the local economy, driven largely by Educational and Health Services (representing 25%).

Monroe County manufacturers continue to play a significant role in the world marketplace of photographic products, optics, graphics technology, communications, electronics, medical instrumentation, machine tooling, and pharmaceuticals.

Monroe County's higher education and medical services sectors continue to drive economic growth and job creation in the community. Within the next decade, new research and patient care investments will change the footprint of the University of Rochester Medical Center (URMC), as it aims to become one of the top 20 academic medical centers in the nation.

Housing – Homeownership is affordable in Monroe County. A variety of urban and suburban neighborhoods offer an array of housing options at reasonable prices. From downtown lofts to suburban subdivisions to rural farmhouses, high quality housing is within reach for Monroe County residents. Forbes Magazine has ranked Rochester the “#1 Best Place to Buy a Home.” According to the New York State Department of Taxation and Finance, the 2017 median home price in Monroe County was \$142,500, well below the national average of \$247,800. In fact, when compared to other metropolitan areas throughout the country, the Rochester area ranks among the most reasonably priced, and is recognized as one of the most affordable housing markets in the country, based on percentage of house an average family can afford (Source: Economy.com).

Tourism – According to VisitRochester, Monroe County's tourism promotion agency, nearly 20,000 people are employed in tourism-related jobs. The number released in 2016 by the New York State Department of Economic Development, Division of Tourism, reports visitor driven expenditures in Monroe County totaled over \$1 billion. VisitRochester anticipates that 2017 figures will continue to show an economic impact to exceed \$1 billion.

Unemployment –The average unemployment rate (December 2017) for Monroe County of 5.0% is comparable to the state average of 4.7% and 5.0% in the Finger Lakes Region.

Significant Community Announcements

During 2017, many projects involved significant investment, renovations and upgrading of existing commercial stock for manufacturing, housing and services. Additionally, the local education and health care institutions made significant investments.

OFD Foods is an Oregon-based supplier of freeze dried food, with a broad customer base which includes the U.S. Government, outdoor enthusiasts, and other markets. The more than \$20 million investment to construct a new 50,000 square foot facility on Rush-Henrietta Road in the Town of Henrietta will create 30 new direct jobs over the next 3 years, and will generate nearly 150 construction jobs using local labor.

Paychex, Inc. and Subsidiaries, headquartered in Monroe County, is expanding its operations in the Town of Henrietta. The \$51 million project, which will include the purchasing, renovating and equipping of 5 buildings and the leasing of 1 building, will create 375 new permanent jobs and the retention of approximately 770 jobs.

American Packaging Corporation (APC) is a flexible packaging manufacturer that services the food, beverage, medical, personal care, agriculture, and other specialty markets throughout the United States. APC currently has manufacturing plants in Wisconsin, Iowa, and Rochester, with the Rochester plant serving as its headquarters. APC is building a state-of-the-art manufacturing facility. Phase 1 will include the construction of a 215,000 square foot building involving a total investment of \$48.3 million. Phase I will impact 170 jobs and will create 70 new jobs over the next three years while Phases 2 and 3 are projected to create an additional 192 new jobs.

Ridgeway Properties I, LLC, a local developer, is constructing a 650,000 square foot greenhouse for Clearwater Organic Farms, LLC (Clearwater) on 8 acres of land at the Eastman Business Park adjacent to LiDestri Foods. Clearwater will utilize cutting-edge hydroponic technology to produce fresh, locally grown, year round organic baby leaf greens to supply markets throughout New York State. The \$42.6 million project will be the largest hydroponic commercial greenhouse of its kind in the United States, and will produce more than 2.7 million pounds of fresh produce annually. The project will create 107 new jobs.

Erie Station 30 LLC (ES30), a West-Henrietta-based development company, is renovating approximately 9,000 square feet of existing warehouse space and is building an additional 4,000 square feet to accommodate Rolan-Jinxin Corporation. Rolan-Jinxin, who is establishing their first U.S. facility in Monroe County, will be manufacturing railcar interiors for rail transit manufacturers and transportation authorities located throughout North America. The \$1.42 million project will create 26 new jobs over the next three years.

FINANCIAL INFORMATION

Policies and Practices

Internal Controls – The County Administration is responsible for establishing and maintaining internal controls capable of ensuring that the assets of the County are protected from loss, theft or misuse, and to ensure that adequate accounting data is compiled to allow for basic financial statement preparation in conformity with U.S. generally accepted accounting principles. The internal controls are designed to provide reasonable, but not absolute, assurance that these objectives are met. The concept of reasonable assurance recognizes that: (1) the cost of a control should not exceed the benefits likely to be derived, and (2) the valuation of costs and benefits requires estimates and judgment by management. The County's internal controls are monitored and evaluated by the Department of Finance, specifically the Office of the Controller and Internal Audit. As part of this effort, an annual internal auditing program to review and evaluate the adequacy and effectiveness of the County's internal controls is presented to an audit committee of the Legislature each April, with subsequent outcomes reported in the following October and April.

Budgetary Controls – The County maintains budgetary controls to ensure compliance with the operating budget as approved annually by the County Legislature. Control is exercised over expenditures at the commitment item class level for all departments. Activities in the governmental funds are funded and controlled through the annual operating budget. The County also maintains expenditure control via an encumbrance accounting system which provides that unencumbered, unexpended appropriations lapse at year-end unless explicitly reappropriated by the County Legislature. Encumbrances outstanding at year-end are recorded in order to reserve that portion of the applicable appropriation for expenditure in the ensuing year. The Office of Management and Budget has the authority to transfer budget amounts of \$10,000 or less between departments within the same fund.

Capital Improvement Plan – Capital projects are planned for in a six-year Capital Improvement Program. This program is updated annually with its first year becoming the County's Proposed Capital Budget for that year. Appropriations for each capital project are approved by the County Legislature and each project is accounted for in a separate capital fund.

Cash Management – The County utilizes a pooled-cash concept to optimize its investment earnings. Earnings are allocated to the participating funds based upon their equity in the investment pool. All County investments are actively managed in accordance with New York State Law and the County Legislature’s approved investment and deposit policy that emphasizes safety and liquidity above yield as management priorities.

Fund Balance – In accordance with Governmental Accounting Standards Board (GASB) Statement 54, governmental fund balances will be classified into the specifically defined categories of non-spendable, restricted, committed, assigned, and unassigned.

The GASB 54 Fund Balance Policy for the County of Monroe is to apply applicable expenditures against, in order, any non-spendable fund balance, restricted fund balance, committed fund balance, assigned fund balance, and unassigned fund balance. The County Legislature may commit fund balance for a specific purpose by formal resolution, while the assignment of fund balance for a specific intent is delegated to the Director of Finance-Chief Financial Officer.

To maintain fund balance stability, the Fund Balance Policy also establishes a lower and upper threshold of \$25 million to \$35 million for the combined assigned and unassigned fund balance categories within the General Fund. Fund balances accumulating in excess of the upper threshold may be used in subsequent budgets to provide property tax stability, capital project funding, and/or debt reduction.

ACKNOWLEDGEMENTS

The preparation of this report could not have been accomplished without the dedicated efforts of Anthony Feroce, Christopher Kovacic, Michael Lombardo, Kristen Marga, Suzanne Plant, Joseph Taddeo and the entire Department of Finance. We would also like to thank Kathryn Smith along with the Department of Communications and Special Events for their support and assistance with this report.

We, therefore, transmit this report to you, the reader, in the spirit of accounting for our stewardship of the public’s assets and interests.

Respectfully Submitted,



Robert Franklin
Chief Financial Officer



Jennifer Cesario
Controller

COUNTY EXECUTIVE'S OFFICE

COUNTY EXECUTIVE

Cheryl Dinolfo

DEPUTY COUNTY EXECUTIVE

Thomas VanStrydonck

ASSISTANT COUNTY EXECUTIVES

Michael Molinari

William W. Napier

ELECTED COUNTY OFFICIALS

COUNTY EXECUTIVE

Cheryl Dinolfo

DISTRICT ATTORNEY

Sandra Doorley

SHERIFF

Todd K. Baxter

COUNTY CLERK

Adam J. Bello

LEGISLATIVE LEADERSHIP AND STAFF

PRESIDENT

Dr. Joe Carbone, District 16

VICE PRESIDENT

Debbie Drawe, District 9

MAJORITY LEADER

Brian E. Marianetti, District 7

DEPUTY MAJORITY LEADER

Tanya Conley, District 18

ASSISTANT MAJORITY LEADERS

Fred Ancello, District 6

Michael J. Rockow, District 2

MINORITY LEADER

Cynthia W. Kaleh, District 28

ASSISTANT MINORITY LEADERS

John Lightfoot, District 25

Ernest S. Flagler-Mitchell, District 29

CLERK OF THE LEGISLATURE

Diana M. Christodaro

DEPUTY CLERK OF THE LEGISLATURE

David Grant

REPUBLICAN MAJORITY CHIEF OF STAFF

Jamie L. Slocum

DEMOCRATIC MINORITY STAFF DIRECTOR

Dennis O'Brien

LEGISLATORS

District 1.....	R. Edwin Wilt
District 2.....	Michael J. Rockow
District 3.....	Tracy DiFlorio
District 4.....	Frank X. Allkofer
District 5.....	Karla F. Boyce
District 6.....	Fred Ancello
District 7.....	Brian E. Marianetti
District 8.....	Matthew Terp
District 9.....	Debbie Drawe
District 10.....	Howard S. Maffucci
District 11.....	Sean M. Delehanty
District 12.....	Steve Brew
District 13.....	John J. Howland
District 14.....	Justin Wilcox
District 15.....	George J. Hebert
District 16.....	Dr. Joe Carbone
District 17.....	Joseph Morelle, Jr.
District 18.....	Tanya Conley
District 19.....	Kathleen A. Taylor
District 20.....	Mike Zale
District 21.....	Mark S. Muoio
District 22.....	Vincent R. Felder
District 23.....	James M. Sheppard
District 24.....	Joshua Bauroth
District 25.....	John Lightfoot
District 26.....	Tony Micciche
District 27.....	LaShay D. Harris
District 28.....	Cynthia W. Kaleh
District 29.....	Ernest S. Flagler-Mitchell

COUNTY DEPARTMENTS

AVIATION	Andrew G. Moore, Director
BOARD OF ELECTIONS	Douglas E. French, Commissioner Thomas F. Ferrarese, Commissioner
COMMUNICATIONS	Jesse L. Sleezer, Director
COUNTY CLERK	Adam J. Bello, County Clerk
DISTRICT ATTORNEY	Sandra Doorley, District Attorney
ENVIRONMENTAL SERVICES	Michael J. Garland, Director
FINANCE	Robert Franklin, Chief Financial Officer
DEPARTMENT OF HUMAN SERVICES	Corinda Crossdale, Commissioner
HUMAN RESOURCES	Brayton Mck. Connard, Director
INFORMATION SERVICES	Jennifer R. Kusse, Chief Information Officer
LAW	Michael E. Davis, County Attorney
MONROE COMMUNITY HOSPITAL	Gene R. Larrabee, Executive Health Director
OFFICE OF PUBLIC INTEGRITY	David T. Moore, Director
PARKS	Lawrence A. Staub, Jr., Director
PLANNING & DEVELOPMENT	Jeffrey R. Adair, Director
PUBLIC DEFENDER	Timothy P. Donaher, Public Defender
PUBLIC HEALTH	Michael D. Mendoza, M.D., Commissioner
PUBLIC SAFETY	Robert J. Burns, Director
SHERIFF	Todd K. Baxter, Sheriff
TRANSPORTATION	Timothy P. Frelier, Director
VETERANS SERVICE AGENCY	Nicholas Stefanovic, Director

FINANCIAL SECTION

This section contains the following:

- INDEPENDENT AUDITOR'S REPORT
- MANAGEMENT'S DISCUSSION AND ANALYSIS (UNAUDITED)
- BASIC FINANCIAL STATEMENTS
- REQUIRED SUPPLEMENTARY INFORMATION (UNAUDITED)
- COMBINING FINANCIAL INFORMATION

INDEPENDENT AUDITOR'S REPORT

May 31, 2018

To the County Executive and Members of the County Legislature
County of Monroe, New York:

Report on the Financial Statements

We have audited the accompanying financial statements of the governmental activities, the business-type activities, the aggregate discretely presented component units, each major fund, and the aggregate remaining fund information of the County of Monroe, New York (the County), as of and for the year ended December 31, 2017, and the related notes to the financial statements, which collectively comprise the County's basic financial statements as listed in the table of contents.

Management's Responsibility for the Financial Statements

Management is responsible for the preparation and fair presentation of these financial statements in accordance with accounting principles generally accepted in the United States of America; this includes the design, implementation, and maintenance of internal control relevant to the preparation and fair presentation of financial statements that are free from material misstatement, whether due to fraud or error.

Auditor's Responsibility

Our responsibility is to express opinions on these financial statements based on our audit. We conducted our audit in accordance with auditing standards generally accepted in the United States of America. Those standards require that we plan and perform the audit to obtain reasonable assurance about whether the financial statements are free from material misstatement.

An audit involves performing procedures to obtain audit evidence about the amounts and disclosures in the financial statements. The procedures selected depend on the auditor's judgment, including the assessment of the risks of material misstatement of the financial statements, whether due to fraud or error. In making those risk assessments, the auditor considers internal control relevant to the entity's preparation and fair presentation of the financial statements in order to design audit procedures that are appropriate in the circumstances, but not for the purpose of expressing an opinion on the effectiveness of the entity's internal control. Accordingly, we express no such opinion. An audit also includes evaluating the appropriateness of accounting policies used and the reasonableness of significant accounting estimates made by management, as well as evaluating the overall presentation of the financial statements.

We believe that the audit evidence we have obtained is sufficient and appropriate to provide a basis for our audit opinions.

Opinions

In our opinion, the financial statements referred to above present fairly, in all material respects, the respective financial position of the governmental activities, the business-type activities, the aggregate discretely presented component units, each major fund, and the aggregate remaining fund information of the County, as of December 31, 2017, and the respective changes in financial position and, where applicable, cash flows thereof for the year then ended in accordance with accounting principles generally accepted in the United States of America.

Report on Required Supplementary Information

Accounting principles generally accepted in the United States of America require that the management's discussion and analysis, the schedule of revenues, expenditures and changes in fund balances – general fund – budget and actual, the other post-employment benefits - funding progress, the schedule of proportionate share of the net pension liability (asset), and the schedule contributions - pension plans be presented to supplement the basic financial statements. Such information, although not a part of the basic financial statements, is required by the Governmental Accounting Standards Board, who considers it to be an essential part of financial reporting for placing the basic financial statements in an appropriate operational, economic, or historical context. We have applied certain limited procedures to the required supplementary information in accordance with auditing standards generally accepted in the United States of America, which consisted of inquiries of management about the methods of preparing the information and comparing the information for consistency with management's responses to our inquiries, the basic financial statements, and other knowledge we obtained during our audit of the basic financial statements. We do not express an opinion or provide any assurance on the information because the limited procedures do not provide us with sufficient evidence to express an opinion or provide any assurance.

Report on Supplemental Information

Our audit was conducted for the purpose of forming opinions on the financial statements that collectively comprise the County's basic financial statements. The introductory section, combining financial information section, and the statistical section are presented for purposes of additional analysis and are not a required part of the basic financial statements.

The combining financial information section is the responsibility of management and was derived from and relates directly to the underlying accounting and other records used to prepare the basic financial statements. Such information has been subjected to the auditing procedures applied in the audit of the basic financial statements and certain additional procedures, including comparing and reconciling such information directly to the underlying accounting and other records used to prepare the basic financial statements or to the basic financial statements themselves, and other additional procedures in accordance with auditing standards generally accepted in the United States of America. In our opinion, the combining financial information is fairly stated, in all material respects, in relation to the basic financial statements as a whole.

The introductory and statistical sections have not been subjected to the auditing procedures applied in the audit of the basic financial statements and, accordingly, we do not express an opinion or provide any assurance on them.

COUNTY OF MONROE, NEW YORK

Management's Discussion and Analysis (Unaudited, 000's omitted)

Year Ended December 31, 2017

1. Introduction

This Management's Discussion and Analysis (MD&A) of the County of Monroe, New York (the County) financial statements provides an overview of the County's financial activities for the year ended December 31, 2017. Please read it in conjunction with the County's financial statements and footnotes, which follow this section.

The basic financial statements are arranged to take the reader from a general overview of the entire County to very detailed information about particular funds. First, the financial highlights are provided through the MD&A. Second, an overall picture of the entire County is provided through the government-wide financial statements. Third, details about the major funds are provided through the fund financial statements.

Data as of December 31, 2017 and comparative data from the year ended December 31, 2016 follows.

2. Financial Highlights

The County overall finished 2017 with a net position of \$53.7 million, an increase of \$2.3 million during the year. The County's net position is segregated into three components: (1) net investment in capital assets; (2) restricted; and (3) unrestricted.

The County's most significant asset classification is capital assets. The County reports capital assets, net of depreciation, totaling approximately \$1.2 billion for the year ended December 31, 2017, compared to \$1.1 billion for the year ended December 31, 2016. Of these capital assets, net of depreciation, infrastructure assets total approximately 43.9% and 45.6% for the years ended December 31, 2017 and 2016, respectively. Infrastructure assets primarily consist of the pure waters system, roads and bridges.

The County's most significant liability classification is bonds payable. The County reports bonds payable totaling approximately \$804.2 million and \$808.1 million for the years ended December 31, 2017 and 2016, respectively. For each of those respective years, the portion of bonds payable subject to the County's constitutional debt limit was \$488.3 million and \$496.7 million, respectively. As such, as of December 31, 2017, the County had exhausted 17.0% of its constitutional debt limit of \$2.9 billion, compared to 17.6% of its constitutional debt limit of \$2.8 billion as of December 31, 2016.

The County's governmental activities finished 2017 with a net position deficit of \$188.4 million, a \$1.5 million improvement compared to last year's net position deficit of \$189.9 million. The net position of the County's governmental activities for 2017 is reported as \$541.7 million of net investment in capital assets, \$41.7 million of restricted and \$771.8 million of unrestricted deficit. The changes in each reported net position category an increase of \$54.2 million in net investment in capital assets; an increase of \$12.2 million in restricted; and an increase of \$64.9 million in the unrestricted deficit. The largest component of the unrestricted deficit is the reporting of the Monroe Tobacco Asset Securitization Corporation (MTASC) as a blended component unit. MTASC's unrestricted deficit at December 31, 2017 was \$257.4 million.

The County's business-type activities finished 2017 with a net position of \$242.1 million, an increase of \$788 thousand from the past year. The net position of the County's business-type activities for 2017 are reported as \$266.5 million of net investment in capital assets, \$141 thousand of restricted and \$24.5 million of unrestricted deficit. An explanation of each change by business-type activity is provided in the proprietary fund section of the MD&A on page 12.

As of the close of 2017, the County's governmental funds reported combined fund balances of \$94.9 million an increase of \$28.8 million from the prior year. An explanation of changes in the governmental funds is provided in the governmental fund section of the MD&A on page 11.

The County's general fund equity was \$39.1 million as of December 31, 2017, compared to the December 31, 2016 fund equity of \$27.1 million, an increase of \$12 million.

The County's discretely presented component units finished 2017 with a net position of \$568.8 million; a decrease of \$5.0 million over 2016. The total net position for each of the major component units are as follows: \$199.4 million for Monroe Community College (MCC); \$26.7 million for Monroe County Airport Authority (Airport Authority); and \$335.0 million for Monroe County Water Authority (Water Authority). The non-major component units finished 2017 with a net position of \$7.7 million. Several component units were dissolved in 2017 and merged with the County. For more detail regarding the County's component units, see pages 33 and 34 for the statement of net position and statement of activities and pages 35 through 38 of the footnotes.

The County elected to pay its annual New York State Retirement System bill on the customary due date of December 15, 2017 rather than on the extended due date of February 1, 2018 saving taxpayers over \$361 thousand in interest. With resources available, the County was also able to pay an additional \$18 million toward prior years' outstanding pension amortizations, saving nearly \$2.3 million in future interest expense.

COUNTY OF MONROE, NEW YORK

Management's Discussion and Analysis (Unaudited, 000's omitted) Year Ended December 31, 2017

3. Basis of Presentation

Government-wide Financial Statements

The government-wide financial statements provide the financial condition and results of operations of the primary government along with its discretely presented component units. The statement of net position provides the financial condition of the County, while the statement of activities provides the results of operations. These statements focus on the two main types of activities carried out by the County: governmental and business-type.

Governmental activities include most of the County's basic services, such as public safety, culture, recreation and education, transportation, sanitation, economic development, health and welfare, and general government. These activities are financed mainly through property taxes, sales taxes, and state and federal grants. Business-type activities include aviation, refuse, sewer, utilities and health services. These activities rely to a significant extent on user fees.

In addition to focusing on governmental and business-type activities, the government-wide financial statements also include the County's discretely presented component units: MCC, the Airport Authority, the Water Authority, and the County of Monroe Industrial Development Agency (COMIDA; dba Imagine Monroe). Though these are separate legal entities, the County is financially accountable for their activities.

The government-wide financial statements are prepared using the economic resources measurement focus and the accrual basis of accounting, which requires that a transaction be recorded when it occurs, not when its related cash receipt or disbursement occurs. Since these financial statements include all economic resources of the County, such as capital assets including infrastructure, as well as all liabilities including debt, they provide a long-term view of the County's financial position.

Fund Financial Statements

The accounts of the County are organized on the basis of funds, each of which is considered a separate accounting entity. The operations of each fund are accounted for with a separate set of self-balancing accounts that comprise its assets, liabilities, fund balances or net position, revenues and expenditures or expenses as appropriate.

The County's funds are presented in separate fund financial statements. These funds are presented as governmental funds, proprietary funds and fiduciary funds. The County's major funds are presented in separate columns on the fund financial statements. The definition of a major fund is one that meets the following criteria:

Total assets, deferred outflows of resources, liabilities, deferred inflows of resources, revenues or expenditures/expenses of that individual governmental or enterprise fund are at least 10.0% of the corresponding total (assets, liabilities and so forth) for all funds of that category or type (that is, total governmental or total enterprise funds), and

Total assets, deferred outflows of resources, liabilities, deferred inflows of resources, revenues or expenditures/expenses of the individual governmental or enterprise fund are at least 5.0% of the corresponding total for all governmental and enterprise funds combined.

In addition to funds that meet the major fund criteria, any other governmental or enterprise fund that the government's officials believe is particularly important to financial statement users may be reported as a major fund.

The funds that do not meet the criteria of a major fund are considered non-major funds and are combined into a single column on each of the fund's financial statements.

The County utilizes three fund types to group its respective funds:

Governmental Fund Types

Most of the County's basic services are reported in governmental funds, which focus on resource flows into and out of those funds. The governmental funds' statements provide a detailed short-term view of the County's general government operations and the basic services it provides. All governmental funds are accounted for using the modified accrual basis of accounting and current financial resources measurement focus. Under this basis of accounting, revenues are recorded when susceptible to accrual; i.e., both measurable and available. "Available" generally means collectible within the current period or within 60 days after year-end other than Federal or State aid. Reimbursements of expenditures due from other governments for Federal and State aid are recorded primarily when the qualifying expenditures have been incurred and all requirements have been met. Federal and State aid are generally considered available when collection within one year is anticipated.

COUNTY OF MONROE, NEW YORK

Management's Discussion and Analysis (Unaudited, 000's omitted)
Year Ended December 31, 2017

3. Basis of Presentation (continued)

Governmental Fund Types (continued)

Expenditures are recognized under the modified accrual basis of accounting when the related fund liability is incurred except for certain expenditures and liabilities such as debt service, compensated absences and claims and judgments which are recorded when due for payment.

The County's major governmental funds are the General Fund and the Capital Projects Fund. All other governmental funds have been determined to be non-major and include Debt Service Funds and Special Revenue Funds.

General Fund - is the County's principal operating fund.

Capital Project Funds - accounts for financial resources to be used for the acquisition of major equipment items and the construction of major capital facilities and other capital assets other than those accounted for in the proprietary funds and the discretely presented component units. Funds include capital project funds for general government, public safety and fire protection, transportation, cultural recreation and education.

Debt Service Funds - accounts for reserve funds established for the retirement of outstanding debt, as well as activities in the County's coupon trust accounts. The funds are used to record and appropriate payment of principal and interest on serial bonds, other than those accounted for in the proprietary funds and the discretely presented component units. This includes MTASC, a special purpose local development corporation organized under the laws of the State of New York. MTASC is blended as a non-major governmental fund (debt service).

Special Revenue Funds

Road Fund – accounts for all revenues and expenditures related to the maintenance of County roads and bridges, snow removal and construction and reconstruction of County roads not recorded in a capital project fund.

Special Grants Fund – accounts for grants authorized under the Housing and Community Development Act of 1974.

Green Space Initiative Fund – accounts for funds established through Local Law No. 3 to finance a green space initiative program developed by the County.

Library Fund – accounts for the activities of the Monroe County Library System which exists to serve member libraries in the County.

County Park Funds:

Parkland Acquisition Fund – accounts for proceeds from sales of existing parkland to be used for future parkland development or acquisition.

Horticulture Division Fund – accounts for special projects within the County Parks department's horticulture division.

Highland Park Trust Fund – accounts for funds from special events, granting agencies, and private donations. The funds are used for park improvements and recreation/educational opportunities. The funds provide an opportunity for private donors to make targeted donations for projects in Highland Park.

The Ontario Beach Park Trust Fund – accounts for funds from granting agencies, special events, and private donations. The funds are used for park improvements and recreation/educational opportunities. The funds provide an opportunity for private donors to make targeted donations for projects in Ontario Beach Park.

Mendon Ponds Park - accounts for funds from granting agencies, special events, and private donations. The funds are used for park improvements and recreation/educational opportunities. The funds provide an opportunity for private donors to make targeted donations for projects in Mendon Ponds Park.

Northampton Park Trust Fund - accounts for funds from granting agencies, special events, and private donations. The funds are used for park improvements and recreation/educational opportunities. The funds provide an opportunity for private donors to make targeted donations for projects in Northampton Park.

Movies in the Park Trust Fund – accounts for funds from granting agencies. The funds are used to provide for the presentation of films to the general public at Ontario Beach Park and Highland Park.

COUNTY OF MONROE, NEW YORK

Management's Discussion and Analysis (Unaudited, 000's omitted)

Year Ended December 31, 2017

3. Basis of Presentation (continued)

Governmental Fund Types (continued)

Special Revenue Funds (continued)

Jail Commissary Funds – accounts for jail commissary funds. The jail commissary fund exists pursuant to New York State (NYS) law requiring all profit realized on commissary jail sales be used to purchase items to benefit jail inmates.

Other Public Safety Funds – includes jail enhancement funds, asset forfeiture funds and the Hazmat team fund. The jail enhancement fund is supported through suspended inmate payments from the Social Security Administration benefits. This fund is used for jail projects, activities, programs and other initiatives not otherwise provided by other sources. The asset forfeiture fund is pursuant to the US Department of Justice's Asset Forfeiture program and equitable sharing agreement requiring expenditures for law enforcement purposes. The Hazmat Team fund accounts for all donation/payments and incurs expenditures to the team solely for the operational needs of the Hazmat Team.

Stormwater Coalition Dues Fund – accounts for fees paid by members of the coalition to support efforts to keep municipalities in compliance with storm water regulations.

The Excel Fund – accounts for corporate and private contributions for the Expanded Choices for Elder Lifestyles (Excel) program.

The NYS Urban Development Corporation Fund – accounts for a grant/loan from NYS Urban Development Corporation and the disbursing of funds for the KCPD (Clinical Products Division, Eastman Kodak) project.

The Pediatrics and Visitation Center Fund – accounts for contributions from private corporations for Monroe County's Pediatric and Visitation Center, a facility that co-locates the County's medical services for foster children with a supervised visitation center.

Monroe County DSS Childcare Fund – accounts for contributions from private individuals who wish to contribute to the cost of providing day care subsidies.

Library System Automation Fund – was established to record funds received from the member libraries of the Monroe County Library System for future automation projects.

In addition, the Governmental Funds balance sheet and statement of revenues, expenditures and changes in fund balance are reconciled to the governmental activities statement of net position and statement of activities due to the differing measurement focus and basis of accounting.

Proprietary Funds

When the County charges customers for the services it provides – whether to outside customers or to other funds of the County – these services are generally reported in proprietary funds. Proprietary funds are reported in the same way that all activities are reported in the statement of net position and the statement of revenues, expenses and changes in net position. Proprietary funds use the economic resources measurement focus and accrual basis of accounting. The major funds comprising the proprietary funds include the following enterprise funds: solid waste, airport, hospital, pure waters and energy. The proprietary funds also include internal service funds, which are reported separately because the nature of their activity is primarily governmental.

Fiduciary Funds

These funds are used to account for assets held by the County in a trustee capacity or as an agent for individuals, private organizations, other governments or funds. They cannot be used to support the County's own programs. Fiduciary funds include private purpose trust funds that are used to report trust arrangements and agency funds, which are utilized in situations where the County's role is purely custodial.

The private purpose trust funds use the economic resources measurement focus and accrual basis of accounting. Agency funds, however, report only assets and liabilities, and thus have no measurement focus but do use the accrual basis of accounting to recognize receivables and payables.

COUNTY OF MONROE, NEW YORK

Management's Discussion and Analysis (Unaudited, 000's omitted)

Year Ended December 31, 2017

4. Financial Analysis of the County as a Whole

A. Condensed Schedule of Net Position

In the government-wide financial statements, net position reports the financial condition for both the governmental and business-type activities.

The County's financial position related to each of these activities is summarized below:

	Condensed Schedules of Net Position					
	2017			2016		
	Governmental Activities	Business-type Activities	Total Primary Government	Governmental Activities	Business-type Activities	Total Primary Government
Assets						
Current and other assets	\$ 426,596	\$ 99,437	\$ 526,033	\$ 377,978	\$ 52,838	\$ 430,816
Capital assets, net of accumulated depreciation	723,337	459,141	1,182,478	674,483	475,094	1,149,577
Total assets	1,149,933	558,578	1,708,511	1,052,461	527,932	1,580,393
Deferred Outflows of Resources						
	67,755	15,695	83,450	221,494	31,380	252,874
Liabilities						
Current liabilities	359,510	88,732	448,242	350,874	52,285	403,159
Non-current liabilities	1,013,535	238,367	1,251,902	1,077,348	260,092	1,337,440
Total liabilities	1,373,045	327,099	1,700,144	1,428,222	312,377	1,740,599
Deferred Inflows of Resources						
	33,057	5,048	38,105	35,657	5,597	41,254
Net investment in capital assets	541,653	266,467	808,120	487,466	287,109	774,575
Restricted	41,690	141	41,831	29,505	510	30,015
Unrestricted (deficit)	(771,757)	(24,482)	(796,239)	(706,895)	(46,281)	(753,176)
Total Net Position	\$ (188,414)	\$ 242,126	\$ 53,712	\$ (189,924)	\$ 241,838	\$ 51,414

Restricted net position in the County's governmental activities for 2017 is \$41.7 million. This is comprised primarily of restrictions for debt service in the sum of \$20.1 million and restrictions for grants and trusts of \$10.6 million.

Unrestricted net position in the County's governmental activities shows a deficit of \$771.8 million at December 31, 2017 comprised primarily of the \$266.3 million outstanding bond liability of MTASC used to refinance the purchase of the future right, title and interest to the tobacco settlement revenues. This is compared to the December 31, 2016 balance, when unrestricted net position in the County's governmental activities had a \$706.9 million deficit with MTASC recording a \$259.8 million bond liability. Also contributing to the unrestricted deficit is the recognition of the liability for post-employment benefits other than pension (OPEB) which at December 31, 2017 was \$274.7 million, compared to \$258.3 million at December 31, 2016.

The non-current liabilities include OPEB, accrued employee compensated absences, retirement costs and debt. These non-current liabilities will be funded in future budgets as they become due.

COUNTY OF MONROE, NEW YORK

Management's Discussion and Analysis (Unaudited, 000's omitted)

Year Ended December 31, 2017

4. Financial Analysis of the County as a Whole (continued)

B. Condensed Schedule of Changes in Net Position

In the government-wide financial statements, changes in net position provides the results of operations for both the governmental and business-type activities for the past year. The condensed schedules are summarized below:

	Condensed Schedules of Revenues, Expenses and Changes in Net Position					
	2017			2016		
	Governmental Activities	Business-type Activities	Total Primary Government	Governmental Activities	Business-type Activities	Total Primary Government
Revenues						
Program Revenues						
Charges for services	\$ 100,787	\$ 175,405	\$ 276,192	\$ 95,037	\$ 164,197	\$ 259,234
Operating grants and contributions	342,579	315	342,894	361,425	226	361,651
Capital grants and contributions	19,511	21,282	40,793	33,088	11,690	44,778
General Revenues						
Taxes and other tax items	890,858	-	890,858	862,667	-	862,667
Tobacco settlement	8,792	-	8,792	12,480	-	12,480
Investment income	673	686	1,359	182	427	609
Gain on sale of capital assets	-	-	-	-	2,147	2,147
Miscellaneous	5,365	8,810	14,175	4,504	9,787	14,291
Total Revenues	1,368,565	206,498	1,575,063	1,369,383	188,474	1,557,857
Expenses						
General Government	337,388	-	337,388	391,191	-	391,191
Public safety	299,764	-	299,764	281,135	-	281,135
Health and welfare	549,436	-	549,436	561,348	-	561,348
Culture, recreation, and education	108,182	-	108,182	143,338	-	143,338
Transportation	55,361	-	55,361	53,397	-	53,397
Sanitation	75	-	75	75	-	75
Economic development	3,022	-	3,022	2,536	-	2,536
Interest on bonds and notes payable	25,342	-	25,342	22,291	-	22,291
Refuse	-	12,910	12,910	-	13,365	13,365
Airport	-	31,849	31,849	-	32,507	32,507
Hospital	-	67,065	67,065	-	78,169	78,169
Sewer	-	79,912	79,912	-	82,264	82,264
Utilities	-	13,101	13,101	-	12,802	12,802
Total Expenses	1,378,570	204,837	1,583,407	1,455,311	219,107	1,674,418
Transfers	873	(873)	-	-	-	-
Changes in net position before special item	(9,132)	788	(8,344)	(85,928)	(30,633)	(116,561)
Special Item						
Merger of LDCs into Monroe County	10,642	-	10,642	-	-	-
Net position-beginning	(189,924)	241,338	51,414	(103,996)	271,971	167,975
Net Position-Ending	\$ (188,414)	\$ 242,126	\$ 53,712	\$ (189,924)	\$ 241,338	\$ 51,414

COUNTY OF MONROE, NEW YORK

Management's Discussion and Analysis (Unaudited, 000's omitted)
 Year Ended December 31, 2017

4. Financial Analysis of the County as a Whole (continued)

B. Condensed Schedule of Changes in Net Position (continued)

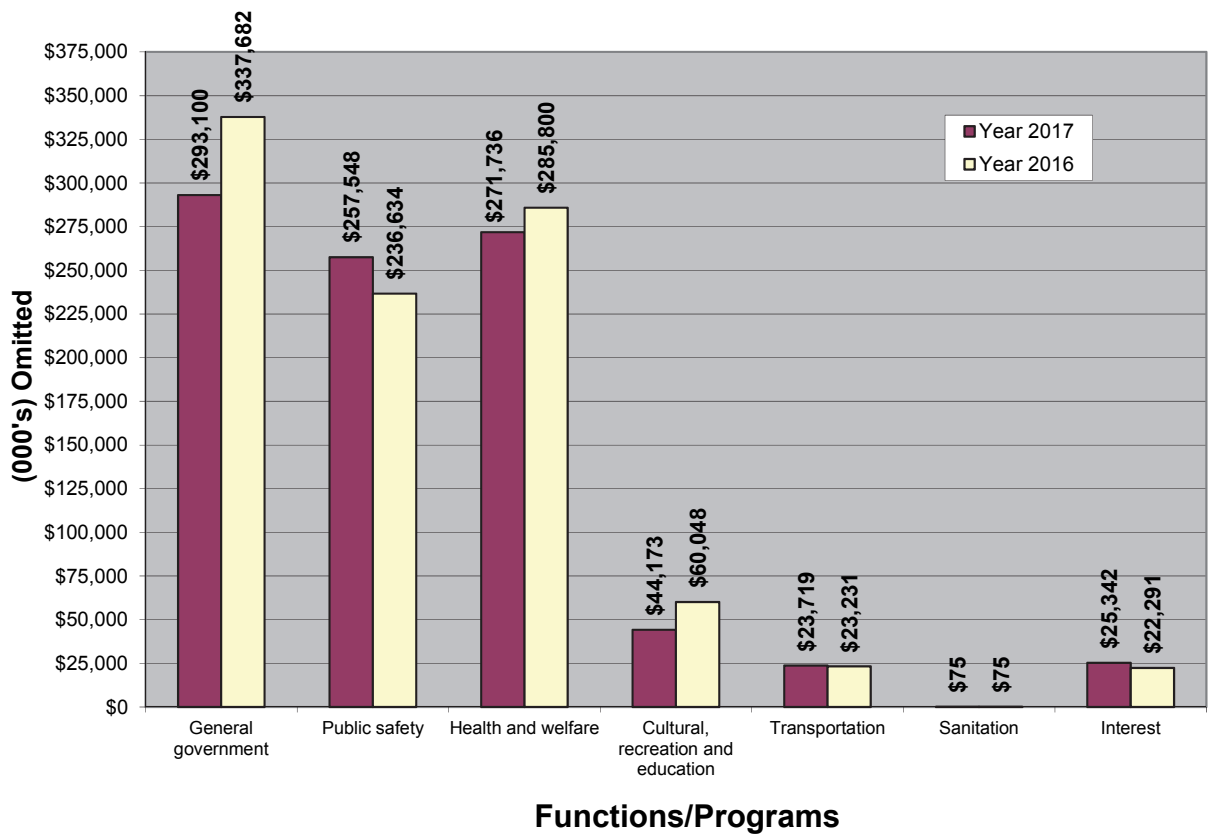
For governmental activities, overall net position increased by \$1.5 million for the year ended December 31, 2017. Several factors contributed to this slight change, including a decrease in OPEB and pension liabilities. In addition, as a result of the LDC mergers, the County recognized \$10.7 million in net position.

Business-type activities increased the County's net position by \$788 thousand for the year ended December 31, 2017. Net position decreases were reported in the Pure Waters and Energy Funds, while the Solid Waste, Airport and Hospital Funds reported net position increases. Contributing to the increase in net position was a decrease in OPEB and Pension liabilities across all funds.

C. Governmental Activities Net Cost

The following chart compares the net cost (defined as expenses less program revenues) of each County function/program within the governmental activities of the primary government:

**Primary Government
 Governmental Activities - Net Cost
 Years Ending December 31, 2017 and 2016**



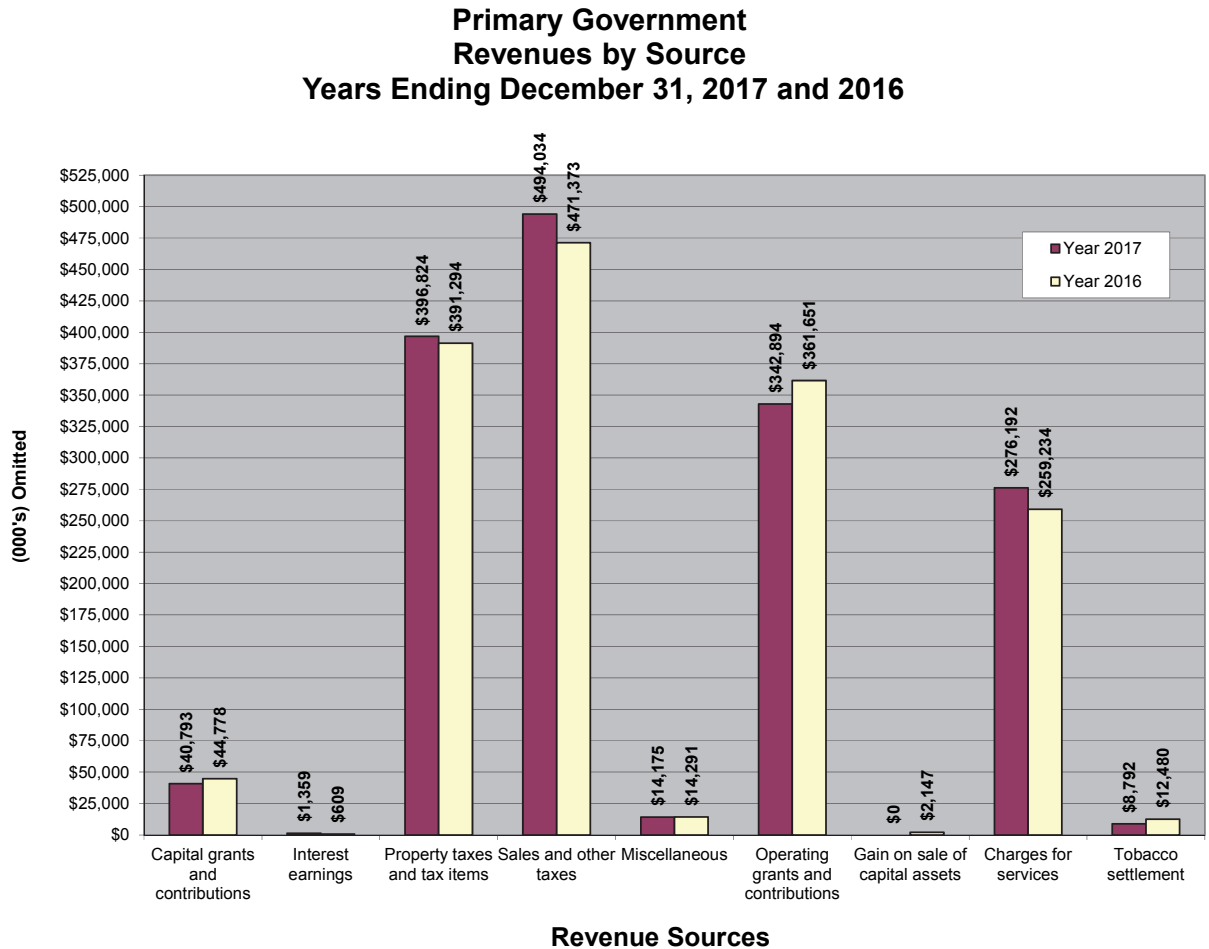
COUNTY OF MONROE, NEW YORK

Management's Discussion and Analysis (Unaudited, 000's omitted)
 Year Ended December 31, 2017

4. Financial Analysis of the County as a Whole (continued)

D. Revenues by Source

The following chart compares the revenue sources by category of the total primary government (governmental and business-type activities):



COUNTY OF MONROE, NEW YORK

Management's Discussion and Analysis (Unaudited, 000's omitted) Year Ended December 31, 2017

5. Financial Analysis of the County's Funds

A. Governmental Funds

As of December 31, 2017, the County's governmental funds reported total governmental fund balances of \$94.9 million, compared to \$66.1 million as of December 31, 2016, an increase of \$28.8 million.

The County's general fund equity was \$39.1 million as of December 31, 2017, compared to the December 31, 2016 fund equity of \$27.1 million, an increase in the fund equity of \$12.0 million. The unassigned fund balance of the general fund was \$18.1 million as of December 31, 2017 compared to \$8.7 million as of December 31, 2016, an increase of \$9.4 million. Combined assigned and unassigned fund balance was \$26.1 million as of December 31, 2017, compared to \$14.9 million as of December 31, 2016, an increase of \$11.2 million.

The presentation of the County general fund balance on the Statement of Revenues, Expenditures and Changes in Fund Balances for year ended December 31, 2017 shows a fund balance adjustment of \$11.4 million resulting from several LDC mergers. Per GASB requirements for mergers, the County must incorporate the net position of the merged entities, recognizing the LDC fund balance adjustment, as if the entities were merged into the County statements as of January 1, 2017. The County then used the fund balance to partially fund operations as authorized and needed throughout 2017. Those expenditures are included with the total expenditures reported on the Statement.

The fund balance in the capital projects fund, classified as a major fund, was \$5.0 million as of December 31, 2017, compared to a deficit fund balance of \$1.0 million as of December 31, 2016, an increase of \$6.0 million. The increase is primarily due to timing of capital financing.

The non-major governmental funds total fund balance was \$50.8 million as of December 31, 2017, compared to a total fund balance of \$40.0 million as of December 31, 2016, an increase of \$10.8 million. The increase was primarily generated in the debt service fund, which in addition to recognizing bond premiums during 2017, recognized cash from closed capital projects

The different results of the governmental activities and governmental funds are due primarily to the basis of accounting and measurement focus of these accounting units. Items that result in differences are accounting for debt and other long term liabilities, capital assets, depreciation and inclusion of internal service funds at the governmental activities level of reporting. All of the differences are noted in detail in the reconciliations of the governmental funds balance sheet and the statement of revenues, expenditures and changes in fund balance to the statement of governmental activities.

The table below summarizes the changes in the fund balances of the County's governmental funds as follows:

Condensed Schedules of Governmental Funds Changes in Fund Balances				
2017	General Fund	Capital Projects Funds	Non-major Funds	Total Governmental Funds
Fund balances, beginning	\$ 27,143	\$ (1,044)	\$ 39,988	\$ 66,087
Revenues	1,287,295	20,047	42,443	1,349,785
Expenditures	(1,227,212)	(51,962)	(92,285)	(1,371,459)
Other financing sources, net	(59,528)	37,900	60,681	39,053
Merger of LDCs into Monroe County	11,441	-	-	11,441
Fund Balances, Ending	\$ 39,139	\$ 4,941	\$ 50,827	\$ 94,907

Condensed Schedules of Governmental Funds Changes in Fund Balances				
2016	General Fund	Capital Projects Funds	Non-major Funds	Total Governmental Funds
Fund balances, beginning	\$ 23,485	\$ 5,394	\$ 26,711	\$ 55,590
Revenues	1,259,605	28,544	52,070	1,340,219
Expenditures	(1,212,371)	(73,535)	(93,400)	(1,379,306)
Other financing sources, net	(43,576)	38,553	54,607	49,584
Fund Balances, Ending	\$ 27,143	\$ (1,044)	\$ 39,988	\$ 66,087

COUNTY OF MONROE, NEW YORK

Management's Discussion and Analysis (Unaudited, 000's omitted)
Year Ended December 31, 2017

5. Financial Analysis of the County's Funds (continued)

B. Proprietary Funds

As of December 31, 2017, the County's proprietary funds reported combined net position for the enterprise funds of \$242.1 million and a net position for the internal service funds of \$20.1 million.

The table below summarizes the changes in net position for the County's proprietary funds in 2017 and 2016 as follows:

	Business-type Activities- Enterprise Funds						Governmental
							Activities
	Solid Waste	Airport	Hospital	Pure Waters	Energy	Total	Internal Service Funds
Net Position (deficit)							
December 31, 2016	\$ (13,386)	\$ 152,037	\$ (36,229)	\$ 138,835	\$ 81	\$ 241,338	\$ 281
Total operating revenues	14,466	18,364	75,903	62,375	13,100	184,208	129,799
Total operating expenses	(12,941)	(31,250)	(66,150)	(73,520)	(13,101)	(196,962)	(126,262)
Operating income (loss)	1,525	(12,886)	9,753	(11,145)	(1)	(12,754)	3,537
Total nonoperating revenue (expenses) net	151	20,575	(915)	(5,616)	-	14,195	(2,843)
Income (loss) before contributions and transfers	1,676	7,689	8,838	(16,761)	(1)	1,441	694
Merger of LDCs into Monroe County	-	-	-	-	-	-	23,865
Capital contributions	-	-	-	220	-	220	(1,192)
Net transfers	(122)	-	(751)	-	-	(873)	(3,575)
Net Position (deficit)							
December 31, 2017	\$ (11,832)	\$ 159,726	\$ (28,142)	\$ 122,294	\$ 80	\$ 242,126	\$ 20,073

COUNTY OF MONROE, NEW YORK

Management's Discussion and Analysis (Unaudited, 000's omitted)

Year Ended December 31, 2017

5. Financial Analysis of the County's Funds (continued)

B. Proprietary Funds (continued)

**Condensed Schedules of Proprietary Funds
Changes in Net Position 2016**

	Business-type Activities- Enterprise Funds					Governmental Activities	
	Solid Waste	Airport	Hospital	Pure Waters	Energy	Total	Internal Service Funds
Net Position (deficit) December 31, 2015 as restated	\$ (14,196)	\$ 154,771	\$ (27,332)	\$ 158,649	\$ 79	\$ 271,971	\$ (4,744)
Total operating revenues	14,169	17,903	69,269	59,839	12,804	173,984	131,449
Total operating expenses	(13,226)	(31,569)	(77,386)	(75,665)	(12,802)	(210,648)	(127,062)
Operating income (loss)	943	(13,666)	(8,117)	(15,826)	2	(36,664)	4,387
Total nonoperating expenses, net	(133)	10,919	(780)	(3,997)	-	6,009	(1,698)
Income (loss) before contributions and transfers	810	(2,747)	(8,897)	(19,823)	2	(30,655)	2,689
Capital contributions	-	13	-	9	-	22	4
Net transfers	-	-	-	-	-	-	2,332
Net Position (deficit) December 31, 2016	\$ (13,386)	\$ 152,037	\$ (36,229)	\$ 138,835	\$ 81	\$ 241,338	\$ 281

COUNTY OF MONROE, NEW YORK

Management's Discussion and Analysis (Unaudited, 000's omitted)
Year Ended December 31, 2017

5. Financial Analysis of the County's Funds (continued)

B. Proprietary Funds (continued)

Proprietary Funds - Changes in Net Position:

Solid Waste Fund: Net position increased by \$1.6 million. Operating income for 2017 was \$1.5 million compared to \$943 thousand in 2016. Contributing to the positive operating results for 2017 was a receipt of one-time revenue of \$1 million from the landfill operator, a decrease in depreciation expense as well as other initiatives identified to increase revenues and reduce costs.

Airport Fund: Net position increased by \$7.7 million. The operating loss of \$12.9 million, which includes the recognition of depreciation expense, is comparable to the previous year's operating loss of \$13.7 million. This year's operating loss was offset by other non-operating revenues of \$20.6 million comprised primarily of federal and state aid and passenger facility charges.

Hospital Fund: Net position increased by \$8 million. The 2017 operating income was \$9.8 million compared to the previous year's operating loss of \$8.1 million. The operating gain was primarily the result of decreases in OPEB expense and pension liability for the current year; in addition proceeds were received from the Federal government's Upper Medicaid Payment Limit Program. Participation in this program is supported by local matching funds paid into this program.

Pure Waters Fund: Net position decreased by \$16.5 million, primarily due to a planned spend down and the recognition of depreciation expense. The 2017 operating loss of \$11.1 million compares to a 2016 operating loss of \$15.8 million. Compared to 2016, operating revenues increased while expenditures decreased in 2017. Expenses included recognizing the liability for OPEB. This planned spend down of net position continues to allow the Pure Waters rates to remain stable.

Energy Fund: Net position decreased by \$1 thousand. The Energy fund records activities (transactions) relative to the County's involvement in the energy aggregation group. As part of the program, the County offers energy to other municipalities at competitive rates.

Internal Service Funds: Net position increased by \$19.8 million. The merger of UTC LDC resulted in a net position impact of \$23.9 million. The 2017 operating gain of \$3.5 million compares to a 2016 operating gain of \$4.4 million. The largest internal services fund, risk management's net position increased by \$3.0 million, primarily as a result of recognizing a reduced level of liability for workers' compensation claims, per an actuarial analysis.

COUNTY OF MONROE, NEW YORK

Management's Discussion and Analysis (Unaudited, 000's omitted)

Year Ended December 31, 2017

5. Financial Analysis of the County's Funds (continued)

C. General Fund Budgetary Highlights

There are two primary components of the increase between the adopted budget and the modified budget. Those two components are: (1) newly awarded state and federal funded programs and grants; and (2) grant re-appropriations representing authorized grants from the prior year that will be expended in later years of multi-year funded federal and state grants. Additional details are provided in the notes to the Required Supplementary Information on the Budget Schedule. The table below summarizes and compares actual general fund revenue on a budgetary basis by category to the adopted and modified budgets (excluding interfund transfers), as follows:

	2017			2016		
	Adopted Budget	Modified Budget	Budget Basis Actual	Adopted Budget	Modified Budget	Budget Basis Actual
Real property tax	\$ 376,355	\$ 376,355	\$ 376,626	\$ 367,201	\$ 367,201	\$ 366,475
Sales and other taxes	145,155	145,655	155,394	144,155	144,155	148,759
Federal aid	120,860	137,683	122,717	126,758	144,269	129,898
State aid	193,763	210,863	176,087	192,604	211,763	176,394
Other revenues	113,161	124,663	117,831	117,382	117,644	115,465
Total Revenue- Budgetary Basis	\$ 949,294	\$ 995,219	\$ 948,655	\$ 948,100	\$ 985,032	\$ 936,991

On a budget basis, sales tax revenue amounts reflect only the County share of the sales tax distribution.

The table below summarizes and compares actual general fund expenditures on a budgetary basis by function to the adopted and modified budgets as follows:

	2017			2016		
	Adopted Budget	Modified Budget	Budget Basis Actual	Adopted Budget	Modified Budget	Budget Basis Actual
Health and welfare	\$ 554,370	\$ 559,187	\$ 536,163	\$ 557,839	\$ 577,698	\$ 544,035
Public safety	234,029	269,883	237,644	230,854	249,560	236,815
Culture, recreation, and education	79,855	82,628	76,484	78,406	79,407	74,253
General government	33,785	39,188	34,756	33,993	35,597	31,130
Transportation	3,524	3,524	3,525	3,524	3,524	3,524
Total Expenditures- Budgetary Basis	\$ 905,563	\$ 954,410	\$ 888,572	\$ 904,616	\$ 945,786	\$ 889,757

On a budget basis, general government expenditure amounts do not reflect sales tax distribution to sharing partners.

COUNTY OF MONROE, NEW YORK

Management's Discussion and Analysis (Unaudited, 000's omitted)

Year Ended December 31, 2017

6. Capital Assets and Debt Administration

A. Capital Assets

At the end of 2017, the County had invested \$1.2 billion in a broad range of capital assets, including \$519 million in infrastructure, net of depreciation, which includes bridges, culverts and sewers. This compares to having invested \$1.1 billion at the end of 2016 which included \$523.6 million in infrastructure, net of depreciation. The table below summarizes capital assets by classification as follows:

Condensed Schedules of Capital Assets				
2017				
	Governmental Activities	Business-type Activities	Total Primary Government	Percent of Total
Land	\$ 28,506	\$ 27,818	\$ 56,324	1.7%
Assets under construction	42,222	30,074	72,296	2.2%
Buildings	195,483	197,876	393,359	12.0%
Infrastructure	1,011,297	690,477	1,701,774	51.8%
Improvements other than buildings	251,494	504,808	756,302	23.0%
Machinery and equipment	173,030	134,327	307,357	9.3%
Total capital assets	1,702,032	1,585,380	3,287,412	100.0%
Accumulated depreciation	(978,695)	(1,126,239)	(2,104,934)	
Total Net Capital Assets	\$ 723,337	\$ 459,141	\$ 1,182,478	
2016				
	Governmental Activities	Business-type Activities	Total Primary Government	Percent of Total
Land	\$ 24,556	\$ 27,818	\$ 52,374	1.7%
Assets under construction	24,670	18,817	43,487	1.4%
Buildings	183,663	197,117	380,780	12.3%
Infrastructure	958,216	690,491	1,648,707	53.2%
Improvements other than buildings	242,200	483,774	725,974	23.5%
Machinery and equipment	113,897	132,346	246,243	7.9%
Total capital assets	1,547,202	1,550,363	3,097,565	100.0%
Accumulated depreciation	(872,719)	(1,075,269)	(1,947,988)	
Total Net Capital Assets	\$ 674,483	\$ 475,094	\$ 1,149,577	

The 2017 increase in governmental activities capital assets is primarily related to acquiring assets through the merger of the LDCs, while the decrease in business-type activities is primarily related to Pure Waters projects.

On July 11, 2017, the County Legislature adopted the 2018 - 2023 Capital Improvement Program (CIP).

More detailed information about the County's capital assets are presented in Note 9 to the financial statements.

COUNTY OF MONROE, NEW YORK

Management's Discussion and Analysis (Unaudited, 000's omitted)

Year Ended December 31, 2017

6. Capital Assets and Debt Administration (continued)

B. Debt Administration

At year-end, total debt payable for the primary government was \$914.9 million. General obligation debt totaled \$648.6 million. The amount of outstanding general obligation debt excludes the debt of MTASC.

The table below summarizes the County's outstanding debt for the primary government, as reported in the statement of net position as follows:

Condensed Schedules of Outstanding Debt				
2017				
	Governmental Activities	Business-type Activities	Total Primary Government	Percent of Total
General Obligation Debt				
Total revenue anticipation notes payable	\$ 50,000	\$ 15,000	\$ 65,000	7.2%
Total bond anticipation notes payable	16,279	29,405	45,684	5.0%
Total bonds payable	362,796	175,131	537,927	58.7%
Total general obligation debt	429,075	219,536	648,611	70.9%
Non General Obligation debt	266,311	-	266,311	29.1%
Total Debt Payable	\$ 695,386	\$ 219,536	\$ 914,922	100.0%
Total current debt payable	\$ 103,378	\$ 62,990	\$ 166,368	18.2%
Total long-term debt payable	592,008	156,546	748,554	81.8%
Total Debt Payable	\$ 695,386	\$ 219,536	\$ 914,922	100.0%
2016				
	Governmental Activities	Business-type Activities	Total Primary Government	Percent of Total
General Obligation Debt				
Total revenue anticipation notes payable	\$ 55,000	\$ 15,000	\$ 70,000	7.9%
Total bond anticipation notes payable	17,120	245	17,365	1.9%
Total bonds payable	365,713	182,496	548,209	61.2%
Total general obligation debt	437,833	197,741	635,574	71.0%
Non General Obligation Debt	259,847	-	259,847	29.0%
Total Debt Payable	\$ 697,680	\$ 197,741	\$ 895,421	100.0%
Total current debt payable	\$ 109,638	\$ 32,449	\$ 142,087	15.9%
Total long-term debt payable	588,042	165,292	753,334	84.1%
Total Debt Payable	\$ 697,680	\$ 197,741	\$ 895,421	100.0%

COUNTY OF MONROE, NEW YORK

Management's Discussion and Analysis (Unaudited, 000's omitted)
Year Ended December 31, 2017

6. Capital Assets and Debt Administration (continued)

B. Debt Administration (continued)

The County issued a total of \$153.9 million of debt obligations in 2017. In June 2017, the County issued \$43.2 million of General Obligation Public Improvement Bonds and a \$10.7 million bond anticipation note for various County projects. In November 2017, \$65 million in revenue anticipation notes were issued providing \$50 million in working capital for the general fund and \$15 million for the Monroe Community Hospital enterprise fund. The issuance of revenue anticipation notes was necessary due to the delay in receiving various state and federal aid. In December 2017, an additional \$35 million in bond anticipation notes were issued for various County projects. At December 31, 2017, \$300 million of debt remained authorized and unissued for various capital projects.

The three major nationally-recognized credit rating agencies continue to monitor the County's economic and financial conditions. During 2017, S&P affirmed the county's rating of 'A' and Fitch upgraded the county's rating to 'A' from 'BBB+'. In February 2018 Moody's upgraded the County's rating to 'A3' from 'Baa1'.

More detailed information about the County's debt obligations is presented in Note 10 to the financial statements.

7. Contacting the County's Financial Management

These financial statements are designed to provide our citizens, taxpayers, customers, investors and creditors with a general overview of the County's finances and to demonstrate the County's accountability for the money it receives. If you have questions about this report, please contact the County of Monroe Department of Finance, 39 West Main St. Room 402, Rochester, New York 14614.

BASIC FINANCIAL STATEMENTS

COUNTY OF MONROE, NEW YORK
STATEMENT OF NET POSITION
AS OF DECEMBER 31, 2017
(000's Omitted)

	Primary Government			Component Units
	Governmental Activities	Business-type Activities	Total	
ASSETS				
Current assets:				
Cash and cash equivalents	\$ 107,028	\$ 55,267	\$ 162,295	\$ 122,259
Investments	-	-	-	100
Accounts receivable, net	52,716	19,226	71,942	24,990
Internal balances	22,750	(22,750)	-	-
Due from other governments	173,492	16,746	190,238	-
Inventories	3,342	2,067	5,409	1,770
Other	10,418	2,114	12,532	2,459
Total current assets	<u>369,746</u>	<u>72,670</u>	<u>442,416</u>	<u>151,578</u>
Noncurrent assets:				
Restricted assets:				
Cash and cash equivalents	56,739	25,979	82,718	58,269
Funds held by trustee	-	-	-	26,908
Custodial accounts	-	788	788	-
Securities in lieu of retained percentages	111	-	111	-
Capital assets, net of accumulated depreciation	723,337	459,141	1,182,478	650,022
Net pension asset	-	-	-	522
Other	-	-	-	3,363
Total noncurrent assets	<u>780,187</u>	<u>485,908</u>	<u>1,266,095</u>	<u>739,084</u>
Total assets	<u>1,149,933</u>	<u>558,578</u>	<u>1,708,511</u>	<u>890,662</u>
DEFERRED OUTFLOWS OF RESOURCES				
Deferred loss on refunding	627	97	724	654
Pension	67,128	15,598	82,726	17,934
Total deferred outflows of resources	<u>67,755</u>	<u>15,695</u>	<u>83,450</u>	<u>18,588</u>
LIABILITIES				
Current liabilities:				
Accounts payable and accrued liabilities	122,075	23,630	145,705	22,708
Accrued interest payable	2,963	1,365	4,328	3,285
Due to other governments	128,115	40	128,155	-
Unearned revenue	2,609	-	2,609	7,660
Notes payable	66,279	44,405	110,684	-
Current portion of:				
Capital leases payable	370	707	1,077	312
Bonds payable	37,099	18,585	55,684	13,050
Total current liabilities	<u>359,510</u>	<u>88,732</u>	<u>448,242</u>	<u>47,015</u>
Noncurrent liabilities:				
Capital leases payable	693	4,113	4,806	331
Bonds payable	592,008	156,546	748,554	171,908
Net pension liability	78,883	17,963	96,846	-
Patient funds held in trust	-	788	788	-
Other long-term liabilities	341,951	58,957	400,908	112,215
Total noncurrent liabilities	<u>1,013,535</u>	<u>238,367</u>	<u>1,251,902</u>	<u>284,454</u>
Total liabilities	<u>1,373,045</u>	<u>327,099</u>	<u>1,700,144</u>	<u>331,469</u>
DEFERRED INFLOWS OF RESOURCES				
Deferred gain on refunding	283	55	338	5,065
Pension	23,090	4,993	28,083	-
Deferred revenue	-	-	-	3,886
Community Development loan repayments	9,684	-	9,684	-
Total deferred inflows of resources	<u>33,057</u>	<u>5,048</u>	<u>38,105</u>	<u>8,951</u>
NET POSITION				
Net investment in capital assets	541,653	266,467	808,120	472,755
Restricted for:				
Debt service	20,078	141	20,219	7,769
Capital projects	10,977	-	10,977	-
Nonexpendable	-	-	-	5,026
Expendable	-	-	-	16,776
Grants, Trust and Other Purposes	10,635	-	10,635	-
Passenger facility charges	-	-	-	2,403
Unrestricted (deficit)	<u>(771,757)</u>	<u>(24,482)</u>	<u>(796,239)</u>	<u>64,101</u>
Total net position	<u>\$ (188,414)</u>	<u>\$ 242,126</u>	<u>\$ 53,712</u>	<u>\$ 568,830</u>

The notes to the basic financial statements are an integral part of this statement.

COUNTY OF MONROE, NEW YORK
STATEMENT OF ACTIVITIES
FOR THE YEAR ENDED DECEMBER 31, 2017
(000's Omitted)

Function/Programs	Program Revenues				Net (Expense) Revenue and Changes in Net Position			Component Units
	Expenses	Charges for Services	Operating Grants and Contributions	Capital Grants and Contributions	Governmental Activities	Primary Government Business-type Activities	Total	
Primary government:								
Governmental activities:								
General government	\$ 337,388	\$ 41,201	\$ 4,834	\$ (1,747)	\$ (293,100)	\$ -	\$ (293,100)	
Public safety	299,764	14,183	27,731	302	(257,548)	-	(257,548)	
Health and welfare	549,436	3,842	273,852	6	(271,736)	-	(271,736)	
Culture, recreation and education	108,182	30,695	22,875	10,439	(44,173)	-	(44,173)	
Transportation	55,361	10,866	10,265	10,511	(23,719)	-	(23,719)	
Sanitation	75	-	-	-	(75)	-	(75)	
Economic development	3,022	-	3,022	-	-	-	-	
Interest on bonds and notes payable	25,342	-	-	-	(25,342)	-	(25,342)	
Total governmental activities	<u>1,378,570</u>	<u>100,787</u>	<u>342,579</u>	<u>19,511</u>	<u>(915,693)</u>	<u>-</u>	<u>(915,693)</u>	
Business-type activities:								
Solid Waste	12,910	7,984	110	-	-	(4,816)	(4,816)	
Airport	31,849	18,357	112	21,062	-	7,682	7,682	
Hospital	67,065	73,833	-	-	-	6,768	6,768	
Pure Waters	79,912	62,131	93	220	-	(17,468)	(17,468)	
Energy	13,101	13,100	-	-	-	(1)	(1)	
Total business-type activities	<u>204,837</u>	<u>175,405</u>	<u>315</u>	<u>21,282</u>	<u>-</u>	<u>(7,835)</u>	<u>(7,835)</u>	
Total primary government	<u>1,583,407</u>	<u>276,192</u>	<u>342,894</u>	<u>40,793</u>	<u>(915,693)</u>	<u>(7,835)</u>	<u>(923,528)</u>	
Component units:								
Major Component Units:								
Community College	179,906	42,243	120,760	29,717				12,814
Airport Authority	27,787	30,565	-	1,956				4,734
Water Authority	69,079	65,371	-	3,130				(578)
Non-Major Component Units	1,983	2,307	206	-				530
Total component units	<u>\$ 278,755</u>	<u>\$ 140,486</u>	<u>\$ 120,966</u>	<u>\$ 34,803</u>				<u>17,500</u>
General revenues:								
Taxes:								
Property tax and tax items					396,824	-	396,824	-
Sales and other taxes					494,034	-	494,034	-
Tobacco settlement revenues					8,792	-	8,792	-
Interest earnings					673	686	1,359	3,809
Miscellaneous revenue					5,365	8,810	14,175	-
Transfers					873	(873)	-	-
Total general revenues					<u>906,561</u>	<u>8,623</u>	<u>915,184</u>	<u>3,809</u>
Change in net position					(9,132)	788	(8,344)	21,309
Merger of Local Development Corporations					10,642	-	10,642	(26,320)
Net position-beginning					(189,924)	241,338	51,414	573,841
Net position-ending					<u>\$ (188,414)</u>	<u>\$ 242,126</u>	<u>\$ 53,712</u>	<u>\$ 568,830</u>

The notes to the basic financial statements are an integral part of this statement.

**COUNTY OF MONROE, NEW YORK
BALANCE SHEET
GOVERNMENTAL FUNDS
AS OF DECEMBER 31, 2017
(000's Omitted)**

	Major Governmental Funds		Nonmajor Governmental Funds	Total Governmental Funds
	General	Capital Projects		
ASSETS				
Cash and cash equivalents	\$ 42,396	\$ -	\$ 34,034	\$ 76,430
Accounts receivables, net:				
Taxes and assessments	8,811	-	-	8,811
Returned school taxes	20,330	-	-	20,330
Other receivables	3,753	51	19,769	23,573
Due from other funds	34,217	-	3,575	37,792
Due from other governments:				
State and Federal - social services	83,859	-	-	83,859
State and Federal - other	58,192	6,419	1,733	66,344
Local governments	17,235	-	5,502	22,737
Inventories	2,011	-	815	2,826
Restricted assets:				
Cash and cash equivalents	-	22,081	19,836	41,917
Securities in lieu of retained percentages	-	111	-	111
Other assets	9,010	-	133	9,143
Total assets	279,814	28,662	85,397	393,873
LIABILITIES, DEFERRED INFLOWS OF RESOURCES AND FUND BALANCES				
Liabilities:				
Accounts payable and accrued liabilities	52,276	5,785	5,367	63,428
Due to other funds	-	5,392	9,650	15,042
Due to other governments	126,708	-	300	127,008
Unearned revenue	2,530	-	-	2,530
Notes payable	50,000	12,544	-	62,544
Total liabilities	231,514	23,721	15,317	270,552
Deferred inflows of resources:				
Community Development loan repayments	-	-	9,684	9,684
Deferred property tax revenue	9,161	-	-	9,161
Tobacco settlement revenue	-	-	9,569	9,569
Total deferred inflows of resources	9,161	-	19,253	28,414
Fund balances:				
Reserved for:				
Nonspendable	9,251	-	948	10,199
Restricted	1,261	14,283	29,209	44,753
Committed	2,563	-	3,241	5,804
Assigned	7,923	-	17,429	25,352
Unassigned	18,141	(9,342)	-	8,799
Total fund balances	39,139	4,941	50,827	94,907
Total liabilities, deferred inflows of resources and fund balances	\$ 279,814	\$ 28,662	\$ 85,397	\$ 393,873

The notes to the basic financial statements are an integral part of this statement.

COUNTY OF MONROE, NEW YORK
RECONCILIATION OF THE GOVERNMENTAL FUNDS BALANCE SHEET
TO THE STATEMENT OF NET POSITION
AS OF DECEMBER 31, 2017
(000's Omitted)

Total fund balances - governmental funds \$ 94,907

Amounts reported for governmental activities in the statement of net position are different because:

Capital assets used in governmental activities are not financial resources and therefore are not reported in the funds. These assets consist of:

Nondepreciable assets:

Land	27,876	
Assets under construction	36,461	
	64,337	

Depreciable assets:

Buildings	131,342	
Infrastructure	1,011,297	
Improvements other than buildings	143,216	
Machinery and equipment	135,114	
Accumulated depreciation	(859,526)	
	561,443	

Total capital assets 625,780

Internal service funds are used by management to charge the costs of certain activities to individual funds. The assets, deferred outflows, liabilities and deferred inflows of the internal service funds are included in governmental activities in the statement of net position. 20,073

Some of the County's revenues will be collected after year-end but are not available soon enough to pay for the current period's expenditures and therefore are deferred in the funds. 18,730

Deferred inflows and outflows of resources amortized over multiple years are not reported in the funds. Those items included in the governmental activities in the statement of net position consist of:

Deferred gain on refunding	(218)	
Deferred loss on refunding	620	
Total deferred inflows/outflows of resources		402

Some liabilities and deferred inflows and outflows of resources are not due and payable or available in the current period and therefore are not reported in the funds. Those included in the governmental activities in the statement of net position consist of:

Compensated absences	(26,430)	
Bonds payable	(571,132)	
Capital leases payable	(1,063)	
Accrued interest on bonds	(2,670)	
Long-term retirement costs	(74,842)	
Post-employment benefits other than pensions	(268,712)	
Federal, State and other liabilities	(3,457)	
Total liabilities and deferred inflows and outflows of resources		(948,306)

Net position of governmental activities \$ (188,414)

The notes to the basic financial statements are an integral part of this statement.

COUNTY OF MONROE, NEW YORK
STATEMENT OF REVENUES, EXPENDITURES AND CHANGES IN FUND BALANCES
GOVERNMENTAL FUNDS
FOR THE YEAR ENDED DECEMBER 31, 2017
(000's Omitted)

	Major Governmental Funds		Nonmajor Governmental Funds	Total Governmental Funds
	General	Capital Projects		
REVENUES:				
Real property tax	\$ 376,626	\$ -	\$ -	\$ 376,626
Sales and other taxes	494,034	-	-	494,034
Federal aid	122,717	8,215	3,285	134,217
State aid	176,087	8,897	9,649	194,633
Charges for services	26,486	-	6,807	33,293
Intergovernmental	39,120	-	8,121	47,241
Interdepartmental	2,121	-	22	2,143
Use of money and property	6,030	-	176	6,206
Repayments and refunds	19,074	-	90	19,164
Payments in lieu of taxes	7,604	-	-	7,604
Tobacco settlement	-	-	9,365	9,365
Miscellaneous	17,396	2,935	4,928	25,259
	<u>1,287,295</u>	<u>20,047</u>	<u>42,443</u>	<u>1,349,785</u>
EXPENDITURES:				
Current:				
Health and welfare	536,163	-	-	536,163
Public safety	237,644	-	2,854	240,498
Culture, recreation and education	76,484	-	10,930	87,414
General government	373,396	-	326	373,722
Transportation	3,525	-	19,869	23,394
Economic development	-	-	3,022	3,022
Debt service:				
Principal retirement	-	-	32,412	32,412
Bond issuance costs	-	-	441	441
Interest and fiscal charges	-	-	22,431	22,431
Capital outlays	-	51,962	-	51,962
	<u>1,227,212</u>	<u>51,962</u>	<u>92,285</u>	<u>1,371,459</u>
Excess (deficiency) of revenues over (under) expenditures	<u>60,083</u>	<u>(31,915)</u>	<u>(49,842)</u>	<u>(21,674)</u>
OTHER FINANCING SOURCES (USES):				
Bonds issued	-	29,616	-	29,616
Premium on bonds issued	-	-	3,924	3,924
Transfers in	-	14,842	70,031	84,873
Transfers out	(59,528)	(6,558)	(13,274)	(79,360)
	<u>(59,528)</u>	<u>37,900</u>	<u>60,681</u>	<u>39,053</u>
Changes in fund balances before merger of LDCs	555	5,985	10,839	17,379
Merger of LDCs into Monroe County	11,441	-	-	11,441
Changes in fund balances after merger of LDCs	11,996	5,985	10,839	28,820
Fund balances at beginning of year	27,143	(1,044)	39,988	66,087
Fund balances at end of year	<u>\$ 39,139</u>	<u>\$ 4,941</u>	<u>\$ 50,827</u>	<u>\$ 94,907</u>

The notes to the basic financial statements are an integral part of this statement.

COUNTY OF MONROE, NEW YORK
RECONCILIATION OF THE STATEMENT OF REVENUES, EXPENDITURES AND CHANGES IN FUND BALANCES
OF GOVERNMENTAL FUNDS TO THE STATEMENT OF ACTIVITIES
FOR THE YEAR ENDED DECEMBER 31, 2017
(000's Omitted)

Net change in fund balances - total governmental funds \$ 17,379

Amounts reported for governmental activities in the statement of activities are different because:

The issuance of debt provides current financial resources to governmental funds. Also, governmental funds report the effect of refunding gain/loss, accreted interest and similar items when debt is first issued, whereas these amounts are deferred and amortized in the statement of activities.

Proceeds of bonds	(29,616)	
Transfer of debt between funds	(928)	
Deferred refunding gain/loss, net	(69)	
Interest accreted on capital appreciation debt, net	(6,390)	
Total proceeds/additions	(37,003)	(37,003)

Repayment of bond principal and related activity is reported as an expenditure and an other financing use in governmental funds and, thus, has the effect of reducing fund balance because current financial resources have been used. The principal payments reduce the liabilities in the statement of net position and do not result in an expense in the statement of activities. Also, governmental funds report the effect of premiums, discounts and similar items when debt is first issued, whereas these amounts are deferred and amortized in the statement of activities.

Principal retirement	32,412	
Transfer of premium between funds	(112)	
Premium/Discount on bond issuance	(1,478)	
Total repayments/deductions	30,822	30,822

Internal service funds are used by management to charge the costs of certain activities to individual funds. The change in net position of the internal service funds is reported in governmental activities.

(4,073)

Some revenues will not be collected for several months after the County's fiscal year end. They are not considered "available" revenues and are reported as deferred inflows of resources in the governmental funds. Deferred inflows of resources increased by this amount this year.

(2,757)

Governmental funds report capital outlays as expenditures. However, in the statement of activities the cost of those assets is allocated over their estimated useful lives.

Capital outlays	31,285	
Merger of Local Development Corporations	10,642	
Capital grants and contributions	1,387	
Loss on retirement of capital assets	(1,591)	
Depreciation expense	(39,130)	
Excess(deficiency) of capital outlays over depreciation expense	2,593	2,593

Certain expenses reported in the statement of activities do not require the use of current financial resources and therefore are not reported as expenditures in governmental funds. These activities consist of:

Change in accrued interest	338	
Change in capital leases payable	(262)	
Change in compensated absences	(1,045)	
Change in long-term retirement costs	11,739	
Change in post-employment benefits other than pensions	(16,862)	
Change in Federal, State and other liabilities	641	
Total additional expenditures	(5,451)	(5,451)

Change in net position of governmental activities **\$ 1,510**

The notes to the basic financial statements are an integral part of this statement.

**COUNTY OF MONROE, NEW YORK
STATEMENT OF NET POSITION
PROPRIETARY FUNDS
AS OF DECEMBER 31, 2017
(000's Omitted)**

	Business-type Activities - Enterprise Funds						Governmental Activities - Internal Service Funds
	Solid Waste	Airport	Hospital	Pure Waters	Energy	Total	
ASSETS							
Current assets:							
Cash and cash equivalents	\$ 20	\$ 31	\$ 13,412	\$ 41,745	\$ 59	\$ 55,267	\$ 30,598
Accounts receivables, net	2,557	1,115	14,319	1,235	-	19,226	2
Due from other governments:							
State and Federal - other	-	9,249	-	170	-	9,419	323
Local governments	16	5,199	-	24	2,088	7,327	229
Inventories	-	-	356	1,627	84	2,067	516
Other assets	12	219	971	373	539	2,114	1,275
Total current assets	<u>2,605</u>	<u>15,813</u>	<u>29,058</u>	<u>45,174</u>	<u>2,770</u>	<u>95,420</u>	<u>32,943</u>
Noncurrent assets:							
Restricted assets:							
Cash and cash equivalents	9	21,112	407	4,451	-	25,979	14,822
Custodial accounts	-	-	788	-	-	788	-
Capital assets, net of accumulated depreciation	12,161	178,954	20,173	247,853	-	459,141	97,557
Total noncurrent assets	<u>12,170</u>	<u>200,066</u>	<u>21,368</u>	<u>252,304</u>	<u>-</u>	<u>485,908</u>	<u>112,379</u>
Total assets	<u>14,775</u>	<u>215,879</u>	<u>50,426</u>	<u>297,478</u>	<u>2,770</u>	<u>581,328</u>	<u>145,322</u>
DEFERRED OUTFLOWS OF RESOURCES							
Deferred loss on refunding	35	12	25	25	-	97	7
Pension	16	2,021	9,781	3,780	-	15,598	1,786
Total deferred outflows of resources	<u>\$ 51</u>	<u>\$ 2,033</u>	<u>\$ 9,806</u>	<u>\$ 3,805</u>	<u>\$ -</u>	<u>\$ 15,695</u>	<u>\$ 1,793</u>

(continued)

COUNTY OF MONROE, NEW YORK
STATEMENT OF NET POSITION
PROPRIETARY FUNDS
AS OF DECEMBER 31, 2017
(000's Omitted)

	<u>Business-type Activities - Enterprise Funds</u>						<u>Governmental Activities - Internal Service Funds</u>
	<u>Solid Waste</u>	<u>Airport</u>	<u>Hospital</u>	<u>Pure Waters</u>	<u>Energy</u>	<u>Total</u>	
LIABILITIES							
Current liabilities:							
Accounts payable and accrued liabilities	\$ 1,578	\$ 6,369	\$ 7,526	\$ 6,967	\$ 1,190	\$ 23,630	\$ 42,219
Accrued interest payable	23	72	501	769	-	1,365	293
Due to other funds	-	1,550	-	-	1,500	3,050	-
Due to other governments	-	-	-	40	-	40	1,018
Unearned revenue	-	-	-	-	-	-	79
Notes payable	80	28,385	15,940	-	-	44,405	3,735
Current portion of:							
Capital leases payable	-	-	707	-	-	707	-
Bonds payable	1,102	1,300	2,339	13,844	-	18,585	5,635
Total current liabilities	<u>2,783</u>	<u>37,676</u>	<u>27,013</u>	<u>21,620</u>	<u>2,690</u>	<u>91,782</u>	<u>52,979</u>
Noncurrent liabilities:							
Due to other funds	19,700	-	-	-	-	19,700	-
Capital leases payable	-	-	4,113	-	-	4,113	-
Bonds payable	4,152	10,388	9,259	132,747	-	156,546	52,340
Net pension liability	16	2,050	11,450	4,447	-	17,963	2,120
Patient funds held in trust	-	-	788	-	-	788	-
Other long-term liabilities	4	7,570	32,528	18,855	-	58,957	18,924
Total noncurrent liabilities	<u>23,872</u>	<u>20,008</u>	<u>58,138</u>	<u>156,049</u>	<u>-</u>	<u>258,067</u>	<u>73,384</u>
Total liabilities	<u>26,655</u>	<u>57,684</u>	<u>85,151</u>	<u>177,669</u>	<u>2,690</u>	<u>349,849</u>	<u>126,363</u>
DEFERRED INFLOWS OF RESOURCES							
Deferred gain on refunding	-	-	-	55	-	55	65
Pension	3	502	3,223	1,265	-	4,993	614
Total deferred inflows of resources	<u>3</u>	<u>502</u>	<u>3,223</u>	<u>1,320</u>	<u>-</u>	<u>5,048</u>	<u>679</u>
NET POSITION							
Net investment in capital assets	6,846	154,972	2,840	101,809	-	266,467	26,638
Restricted for:							
Debt service	-	-	18	123	-	141	243
Capital projects	-	-	-	-	-	-	10,977
Unrestricted (deficit)	<u>(18,678)</u>	<u>4,754</u>	<u>(31,000)</u>	<u>20,362</u>	<u>80</u>	<u>(24,482)</u>	<u>(17,785)</u>
Total net position (deficit)	<u>\$ (11,832)</u>	<u>\$ 159,726</u>	<u>\$ (28,142)</u>	<u>\$ 122,294</u>	<u>\$ 80</u>	<u>\$ 242,126</u>	<u>\$ 20,073</u>

The notes to the basic financial statements are an integral part of this statement.

COUNTY OF MONROE, NEW YORK
STATEMENT OF REVENUES, EXPENSES AND CHANGES IN NET POSITION
PROPRIETARY FUNDS
FOR THE YEAR ENDED DECEMBER 31, 2017
(000's Omitted)

	Business-type Activities - Enterprise Funds						Governmental Activities- Internal Service Funds
	Solid Waste	Airport	Hospital	Pure Waters	Energy	Total	
Operating revenues:							
Charges for services	\$ 7,984	\$ 18,301	\$ 73,598	\$ 62,126	\$ 12,915	\$ 174,924	\$ 6,902
Interdepartmental	-	-	235	-	-	235	121,842
Repayments and refunds	-	56	-	5	185	246	7
Miscellaneous	6,482	7	2,070	244	-	8,803	1,048
Total operating revenues	14,466	18,364	75,903	62,375	13,100	184,208	129,799
Operating expenses:							
Personnel services	60	5,250	27,929	10,100	-	43,339	4,744
Employee benefits	39	3,164	15,616	6,433	-	25,252	2,784
Contractual	11,851	3,238	11,180	13,044	13,101	52,414	95,586
Depreciation and amortization	665	14,159	3,087	32,890	-	50,801	9,381
Other	326	5,439	8,338	11,053	-	25,156	13,767
Total operating expenses	12,941	31,250	66,150	73,520	13,101	196,962	126,262
Operating income (loss)	1,525	(12,886)	9,753	(11,145)	(1)	(12,754)	3,537
Nonoperating revenues (expenses):							
Federal aid	2	112	-	27	-	141	39
State aid	108	-	-	66	-	174	374
Use of money and property	3	-	-	683	-	686	49
Interest and fiscal charges	(246)	(598)	(915)	(5,928)	-	(7,687)	(2,447)
Gain (loss) on disposal of capital assets	-	(1)	-	-	-	(1)	9
Other income (expense)	284	-	-	(464)	-	(180)	-
Capital projects							
Federal aid	-	6,096	-	-	-	6,096	(972)
State aid	-	5,627	-	-	-	5,627	105
Local share and passenger facility charges	-	9,339	-	-	-	9,339	-
Total nonoperating revenues (expenses)	151	20,575	(915)	(5,616)	-	14,195	(2,843)
Income (loss) before contributions, transfers and special item	1,676	7,689	8,838	(16,761)	(1)	1,441	694
Contributions and transfers:							
Capital contributions	-	-	-	220	-	220	(1,192)
Transfers in	-	-	-	-	-	-	2,392
Transfers out	(122)	-	(751)	-	-	(873)	(5,967)
Total contributions and transfers before special item	(122)	-	(751)	220	-	(653)	(4,767)
Change in net position (deficit) before special item	1,554	7,689	8,087	(16,541)	(1)	788	(4,073)
Special item:							
Merger of LDCs into Monroe County	-	-	-	-	-	-	23,865
Change in net position (deficit) after special item	1,554	7,689	8,087	(16,541)	(1)	788	19,792
Net position (deficit)-beginning of year	(13,386)	152,037	(36,229)	138,835	81	241,338	281
Total net position (deficit) at end of year	\$ (11,832)	\$ 159,726	\$ (28,142)	\$ 122,294	\$ 80	\$ 242,126	\$ 20,073

The notes to the basic financial statements are an integral part of this statement.

COUNTY OF MONROE, NEW YORK
STATEMENT OF CASH FLOWS
PROPRIETARY FUNDS
FOR THE YEAR ENDED DECEMBER 31, 2017
(000's Omitted)

	Business-type Activities - Enterprise Funds						Governmental Activities- Internal Service Funds
	Solid Waste	Airport	Hospital	Pure Waters	Energy	Total	
CASH FLOWS FROM OPERATING ACTIVITIES							
Cash received from providing services	\$ 8,030	\$ 17,186	\$ 75,196	\$ 61,456	\$ 12,490	\$ 174,358	\$ 8,761
Cash received from other funds for services	-	-	-	-	-	-	121,842
Payments to or on behalf of employees	(99)	(8,143)	(41,917)	(15,848)	-	(66,007)	(12,336)
Payments to suppliers	(12,213)	1,972	(18,984)	(17,129)	(12,788)	(59,142)	(21,931)
Payments for interfund services	(76)	(6,329)	-	(6,049)	-	(12,454)	(13,446)
Claims paid	-	-	-	-	-	-	(75,206)
Other receipts (payments)	6,603	(12,069)	-	3,088	183	(2,195)	7,031
Net cash provided by (used in) operating activities	<u>2,245</u>	<u>(7,383)</u>	<u>14,295</u>	<u>25,518</u>	<u>(115)</u>	<u>34,560</u>	<u>14,715</u>
CASH FLOWS FROM NONCAPITAL FINANCING ACTIVITIES							
Federal aid	2	112	-	27	-	141	39
State aid	108	-	-	66	-	174	374
Proceeds from revenue anticipation notes	-	-	15,000	-	-	15,000	-
Principal payments on revenue anticipation notes	-	-	(15,000)	-	-	(15,000)	-
Receipts from other funds	-	1,550	-	-	100	1,650	-
Payments to other funds	(1,400)	-	-	-	-	(1,400)	-
Cash transferred from merger of LDCs	-	-	-	-	-	-	14,633
Transfers in	-	-	-	-	-	-	1,100
Transfers out	-	-	(751)	-	-	(751)	(5,967)
Net cash provided by (used in) noncapital financing activities	<u>(1,290)</u>	<u>1,662</u>	<u>(751)</u>	<u>93</u>	<u>100</u>	<u>(186)</u>	<u>10,179</u>
CASH FLOWS FROM CAPITAL AND RELATED FINANCING ACTIVITIES							
Interest paid	(246)	(598)	(795)	(5,928)	-	(7,567)	(2,447)
Change in securities and retainage	-	-	-	81	-	81	-
Proceeds from the issuance of notes	80	28,385	940	-	-	29,405	3,735
Proceeds from the issuance of bonds	105	-	1,245	8,359	-	9,709	3,900
Principal paid on notes	(105)	-	(140)	-	-	(245)	(5,250)
Principal paid on bonds	(1,002)	(1,283)	(2,055)	(12,900)	-	(17,240)	(5,377)
Premium from the issuance of bonds	7	-	-	675	-	682	437
Federal aid	-	6,096	-	-	-	6,096	(972)
State aid	-	5,627	-	-	-	5,627	105
Local share and passenger facility charges	-	9,339	-	-	-	9,339	-
Capital contributions	-	-	-	220	-	220	(1,298)
Change in principal on capital leases	-	-	(673)	(83)	-	(756)	-
Acquisition and construction of capital assets	(80)	(22,283)	(2,288)	(10,949)	-	(35,600)	(4,637)
Other receipts (payments)	279	-	-	(279)	-	-	1,824
Net cash provided by (used in) capital and related financing activities	<u>\$ (962)</u>	<u>\$ 25,283</u>	<u>\$ (3,766)</u>	<u>\$ (20,804)</u>	<u>\$ -</u>	<u>\$ (249)</u>	<u>\$ (9,980)</u>

(continued)

COUNTY OF MONROE, NEW YORK
STATEMENT OF CASH FLOWS
PROPRIETARY FUNDS
FOR THE YEAR ENDED DECEMBER 31, 2017
(000's Omitted)

	<u>Business-type Activities - Enterprise Funds</u>						<u>Governmental Activities- Internal Service Funds</u>
	<u>Solid Waste</u>	<u>Airport</u>	<u>Hospital</u>	<u>Pure Waters</u>	<u>Energy</u>	<u>Total</u>	
CASH FLOWS FROM INVESTING ACTIVITIES							
Receipts from use of money and property	\$ 3	\$ -	\$ -	\$ 683	\$ -	\$ 686	\$ 49
Net cash provided by investing activities	<u>3</u>	<u>-</u>	<u>-</u>	<u>683</u>	<u>-</u>	<u>686</u>	<u>49</u>
Net increase (decrease) in cash and cash equivalents	(4)	19,562	9,778	5,490	(15)	34,811	14,963
Cash and cash equivalents, beginning of year	33	1,581	4,041	40,706	74	46,435	30,457
Cash and cash equivalents, end of year	<u>29</u>	<u>21,143</u>	<u>13,819</u>	<u>46,196</u>	<u>59</u>	<u>81,246</u>	<u>45,420</u>
Classified as:							
Cash and cash equivalents - unrestricted	20	31	13,430	41,823	59	55,363	30,598
Cash and cash equivalents - restricted	9	21,112	389	4,373	-	25,883	14,822
Total cash and cash equivalents	<u>29</u>	<u>21,143</u>	<u>13,819</u>	<u>46,196</u>	<u>59</u>	<u>81,246</u>	<u>45,420</u>
Reconciliation of operating income (loss) to net cash provided by operating activities:							
Operating income (loss)	1,525	(12,886)	9,753	(11,145)	(1)	(12,754)	3,537
Adjustments to reconcile operating income (loss) to net cash provided by operations:							
Depreciation and amortization	665	14,159	3,087	32,890	-	50,801	9,381
Change in:							
Accounts receivable	46	(1,115)	(8,439)	(670)	28	(10,150)	193
Due from other governments	124	(11,982)	-	(77)	(638)	(12,573)	2,027
Inventories	-	-	29	3,104	(5)	3,128	(69)
Other assets	(3)	1,586	9,851	3,892	188	15,514	(58)
Accounts payable, accrued and other liabilities	(112)	2,960	7,962	(2,397)	313	8,726	(350)
Due to other governments	-	(105)	(7,948)	(79)	-	(8,132)	54
Net cash provided by operating activities	<u>\$ 2,245</u>	<u>\$ (7,383)</u>	<u>\$ 14,295</u>	<u>\$ 25,518</u>	<u>\$ (115)</u>	<u>\$ 34,560</u>	<u>\$ 14,715</u>

COUNTY OF MONROE, NEW YORK
STATEMENT OF FIDUCIARY NET POSITION
FIDUCIARY FUNDS
AS OF DECEMBER 31, 2017
(000's Omitted)

	Private Purpose	Agency
ASSETS		
Restricted cash and cash equivalents	\$ 29	\$ 19,861
Accounts receivable	-	1
	29	19,862
LIABILITIES		
Accounts payable and accrued expenses	-	19,862
	-	19,862
NET POSITION		
Held in trust for private purpose	\$ 29	\$ -

The notes to the basic financial statements are an integral part of this statement.

COUNTY OF MONROE, NEW YORK
STATEMENT OF CHANGES IN FIDUCIARY NET POSITION
FIDUCIARY FUNDS
FOR THE YEAR ENDED DECEMBER 31, 2017
(000's Omitted)

	Private Purpose
ADDITIONS	
Miscellaneous revenue	\$ 22
Intergovernmental	
Total additions	22
DEDUCTIONS	
Payments in accordance with trust agreements	20
Change in net position	2
Net position at beginning of year	27
Net position at end of year	\$ 29

The notes to the basic financial statements are an integral part of this statement.

COUNTY OF MONROE, NEW YORK
COMBINING STATEMENT OF NET POSITION
DISCRETELY PRESENTED COMPONENT UNITS
AS OF DECEMBER 31, 2017
(000's Omitted)

	Major Component Units			Non-Major Component Units	Total
	Community College (Year End 8/31/17)	Airport Authority	Water Authority		
ASSETS					
Current assets:					
Cash and cash equivalents	\$ 43,581	\$ 13,061	\$ 58,681	\$ 6,936	\$ 122,259
Investments	100	-	-	-	100
Accounts receivables, net	10,509	1,267	13,127	87	24,990
Inventories	-	-	1,770	-	1,770
Other assets	1,300	-	1,070	89	2,459
Total current assets	<u>55,490</u>	<u>14,328</u>	<u>74,648</u>	<u>7,112</u>	<u>151,578</u>
Noncurrent assets:					
Restricted assets:					
Cash and cash equivalents	51,013	7,256	-	-	58,269
Funds held by trustee	-	9,789	17,119	-	26,908
Capital assets, net of accumulated depreciation	218,550	14,501	416,969	2	650,022
Net pension asset	522	-	-	-	522
Other assets	2,738	-	-	625	3,363
Total noncurrent assets	<u>272,823</u>	<u>31,546</u>	<u>434,088</u>	<u>627</u>	<u>739,084</u>
Total assets	<u>328,313</u>	<u>45,874</u>	<u>508,736</u>	<u>7,739</u>	<u>890,662</u>
DEFERRED OUTFLOWS OF RESOURCES					
Deferred loss on refunding	-	50	604	-	654
Pension	12,538	-	5,351	45	17,934
Total deferred outflows of resources	<u>12,538</u>	<u>50</u>	<u>5,955</u>	<u>45</u>	<u>18,588</u>
LIABILITIES					
Current liabilities:					
Accounts payable and accrued liabilities	9,356	1,746	10,247	72	21,421
Accrued interest payable	-	434	2,851	-	3,285
Unearned revenue	7,341	319	-	-	7,660
Other	550	737	-	-	1,287
Current portion of:					
Capital leases payable	-	-	312	-	312
Bonds payable	915	7,760	4,375	-	13,050
Total current liabilities	<u>18,162</u>	<u>10,996</u>	<u>17,785</u>	<u>72</u>	<u>47,015</u>
Noncurrent liabilities:					
Capital leases payable	-	-	331	-	331
Bonds payable	31,323	8,209	132,376	-	171,908
Other long-term liabilities	83,977	-	28,192	46	112,215
Total noncurrent liabilities	<u>115,300</u>	<u>8,209</u>	<u>160,899</u>	<u>46</u>	<u>284,454</u>
Total liabilities	<u>133,462</u>	<u>19,205</u>	<u>178,684</u>	<u>118</u>	<u>331,469</u>
DEFERRED INFLOWS OF RESOURCES					
Pension	4,093	-	961	11	5,065
Deferred revenue	3,886	-	-	-	3,886
Total deferred inflows of resources	<u>7,979</u>	<u>-</u>	<u>961</u>	<u>11</u>	<u>8,951</u>
NET POSITION					
Net investment in capital assets	194,933	(1,468)	279,288	2	472,755
Restricted for:					
Debt service	-	4,963	2,806	-	7,769
Nonexpendable	5,026	-	-	-	5,026
Expendable	16,776	-	-	-	16,776
Passenger facility charges	-	2,403	-	-	2,403
Unrestricted (deficit)	(17,325)	20,821	52,952	7,653	64,101
Total net position	<u>\$ 199,410</u>	<u>\$ 26,719</u>	<u>\$ 335,046</u>	<u>\$ 7,655</u>	<u>\$ 568,830</u>

The notes to the financial statements are an integral part of this statement.

COUNTY OF MONROE, NEW YORK
COMBINING STATEMENT OF ACTIVITIES
DISCRETELY PRESENTED COMPONENT UNITS
FOR THE YEAR ENDED DECEMBER 31, 2017
(000's Omitted)

	<u>Major Component Units</u>			<u>Non-Major Component Units</u>	<u>Total</u>
	<u>Community College (Year End 8/31/17)</u>	<u>Airport Authority</u>	<u>Water Authority</u>		
Expenses	\$ 179,906	\$ 27,787	\$ 69,079	\$ 1,983	\$ 278,755
Program revenues:					
Charges for services	42,243	30,565	65,371	2,307	140,486
Operating grants and contributions	120,760	-	-	206	120,966
Capital grants and contributions	29,717	1,956	3,130	-	34,803
Total program revenues	<u>192,720</u>	<u>32,521</u>	<u>68,501</u>	<u>2,513</u>	<u>296,255</u>
Net program revenue	<u>12,814</u>	<u>4,734</u>	<u>(578)</u>	<u>530</u>	<u>17,500</u>
General revenues:					
Unrestricted investment earnings	1,701	38	2,069	1	3,809
Change in net position before special item	14,515	4,772	1,491	531	21,309
Special item:					
Dissolution of LDC's	-	-	-	(26,320)	(26,320)
Change in net position (deficit) after special item	14,515	4,772	1,491	(25,789)	(5,011)
Total net position at beginning of year	184,895	21,947	333,555	33,444	573,841
Total net position at end of year	<u>\$ 199,410</u>	<u>\$ 26,719</u>	<u>\$ 335,046</u>	<u>\$ 7,655</u>	<u>\$ 568,830</u>

The notes to the basic financial statements are an integral part of this statement.

COUNTY OF MONROE, NEW YORK
Notes to Basic Financial Statements (000's omitted)
Year Ended December 31, 2017

1. Background and Summary of Significant Accounting Policies

A. Background

The County of Monroe (County) was established in 1821 and is governed by the County Charter, general laws of the State of New York, and various local laws. The County is New York State's third largest industrial and commercial center. The County Executive is the Chief Executive Officer and the administrative head of the County with authority to approve or veto any local law, legalizing act or resolution adopted by the County Legislature. The County Executive is elected in a general county-wide election to serve a four-year term, subject to a limit of three four-year terms. The County is divided into 29 legislative districts with an elected legislator representing each district in the County Legislature. County Legislators may serve for two four-year terms and one two-year term during a ten year cycle. The County Legislature is the legislative, appropriating and governing body of the County. The County provides its residents with diverse services. Programs provided are human services, public safety, public and mental health, wastewater management, public works, economic development, culture, education and recreation programs. Public facilities available are the Greater Rochester International Airport (ROC), Monroe Community Hospital (the Hospital), Monroe Community College (MCC), and County parks.

The County's financial statements are prepared in accordance with U.S. generally accepted accounting principles (GAAP). The Governmental Accounting Standards Board (GASB), which is the primary standard-setting body for establishing governmental accounting and financial reporting principles, is responsible for establishing GAAP for state and local governments through its Statements and Interpretations. The more significant accounting policies used by the County are discussed below.

B. Financial Reporting Entity

The financial reporting entity consists of the County (primary government) and organizations for which the primary government is financially accountable, and organizations where the nature and significance of their relationship with the County is such that exclusion would cause the County's financial statements to be misleading or incomplete. Blended component units, although legally separate entities, are in substance, part of the government's operations and are therefore reported within the County's financial statements. Discretely presented component units, both major and nonmajor, are reported in a separate column in the government-wide financial statements to emphasize that they are legally separate from the government.

Based upon the foregoing criteria and the significant factors presented below, the following organizations, functions, or activities are included as blended component units of the primary government, discretely presented component units or related organizations and joint ventures:

Monroe Community College – Major Discretely Presented Component Unit

MCC was founded in 1961 with the County as the local sponsor under provisions of Article 126 of the New York State Education Law. MCC is administered by a Board of Trustees consisting of ten voting members; five are appointed by the County Legislature, four by the Governor, and one student is elected by the student body. MCC's budget is subject to the approval of the County Executive and the County Legislature, with the County providing funding for one-half of the capital costs and a portion of the operating costs for MCC. As a result, MCC, a legally separate entity, is included as a discretely presented component unit within the County's basic financial statements.

MCC has its own financial system, which is independent of the County's centralized financial system, which accounts for resources received and used. A fiscal year ending August 31 is mandated by state law for MCC. Certain amounts have been reclassified to conform to the County's presentation. Requests for financial statements may be made in writing to Monroe Community College, Controller's Office, 1000 East Henrietta Road, Rochester, New York 14623.

COUNTY OF MONROE, NEW YORK
Notes to Basic Financial Statements (000's omitted)
Year Ended December 31, 2017

1. **Background and Summary of Significant Accounting Policies (continued)**

B. **Financial Reporting Entity (continued)**

Monroe County Airport Authority – Major Discretely Presented Component Unit

The Monroe County Airport Authority (Airport Authority) is a public benefit corporation organized under the Public Authorities Law of the State of New York on October 1, 1989. The Airport Authority was created to finance, construct and develop aviation facilities. The oversight body is the Airport Authority board which is appointed by the County Legislature on the recommendation of the County Executive. The chairperson is appointed by the County Executive. Pursuant to a lease and operating agreement, the Airport Authority leases the properties comprising the Airport from the County. The lease expires 30 days after final repayment of the Airport Revenue Bonds, which are scheduled to be repaid by January 1, 2019. A separate legal entity, the Airport Authority is included as a discretely presented component unit within the County's basic financial statements due to the County's ability to impose will.

The Airport Authority reimburses the County for expenses incurred in the administration and operation of the Airport. The charges to the Airport Authority for the year ended December 31, 2017 were approximately \$18.3 million. Upon expiration or earlier termination of the lease term, the Airport reverts to the County and the County will continue to administer and operate the Airport. Separate financial statements may be obtained from the Monroe County Airport Authority, 1200 Brooks Avenue, Rochester, New York 14624.

Monroe County Water Authority – Major Discretely Presented Component Unit

The Monroe County Water Authority (Water Authority) was established in 1951 as a public benefit corporation created by and existing under Title 5 of Article 5 of the Public Authorities Law of the State of New York. The Water Authority is authorized under the act to acquire, construct, develop, operate and manage water supply and water distribution systems within the County and the State of New York. The Water Authority maintains primary responsibility for the construction of water facilities. The Water Authority's seven-member board, which is appointed by the County Legislature, has complete responsibility for its management and financial operations. The County does not provide operating assistance to the Water Authority. However, the County Legislature's approval is needed for the Water Authority to issue bonded debt.

In 1969, the Water Authority entered into an agreement with the County whereby the Water Authority agreed to plan, construct, operate, manage, repair and maintain certain improvements to the water system which are financed and owned by the County and leased to the Water Authority for operation as part of the water system. The Water Authority's lease payments for such improvements are equal to the debt service costs associated with financing such improvements through the issuance of bonds or bond anticipation notes by the County. Currently, the County has approximately \$0.6 million of bonds outstanding under this lease program with the Water Authority. Based upon the financial interdependence of this agreement and because the County must authorize all debt issuances of the Water Authority, the Water Authority is included as a discretely presented component unit within the County's basic financial statements.

The Water Authority has its own financial system, which is independent of the County's centralized financial system, which accounts for resources received and used. Requests for financial statements should be addressed in writing to the Director of Finance and Business Services, Monroe County Water Authority, 475 Norris Drive, Rochester, New York 14610.

County of Monroe Industrial Development Agency dba Imagine Monroe – Nonmajor Discretely Presented Component Unit

On June 6, 1972, the County of Monroe Industrial Development Agency (COMIDA) was established by a special act of the County Legislature under the New York State Industrial Development Act of 1969. In May 2017, COMIDA was re-branded and is now doing business as Imagine Monroe. Its purpose is to provide, develop, encourage and assist existing and new businesses to acquire, construct, reconstruct, improve, maintain, equip and furnish industrial facilities in the County. Imagine Monroe is a New York State not-for-profit public benefit corporation. Based on the authority that the County Legislature has to appoint or remove Imagine Monroe board members and significant influence the County can impose, Imagine Monroe is included as a discretely presented component unit within the County's basic financial statements. Imagine Monroe has its own financial system, which is independent of the County's centralized financial system, which accounts for resources received and used. Requests for financial statements from Imagine Monroe should be addressed in writing to Imagine Monroe, Business Office, 50 West Main Street, Suite 8100, Rochester, New York 14614.

COUNTY OF MONROE, NEW YORK
Notes to Basic Financial Statements (000's omitted)
Year Ended December 31, 2017

1. **Background and Summary of Significant Accounting Policies (continued)**

B. **Financial Reporting Entity (continued)**

Monroe Tobacco Asset Securitization Corporation - Blended Component Unit

Monroe Tobacco Asset Securitization Corporation (MTASC) is a special purpose, local development corporation organized under the laws of the State of New York. MTASC was established on May 11, 2000. MTASC is an instrumentality of the County, but is a separate legal entity from the County. MTASC will have not less than three nor more than five directors, consisting of two ex-officio positions including the County Executive and the Director of Finance, up to two additional directors selected by the member of MTASC (i.e. the County Executive, ex-officio, the "member") and one independent director appointed by the member of MTASC, and thus the County is able to impose its will on MTASC. Although legally separate from the County, MTASC is a component unit of the County and accordingly, is presented in the County's financial statements as a blended component unit due to the fact that it exclusively serves the County. MTASC is blended in the governmental activities and as a nonmajor governmental (debt service) fund. Separate financial statements may be obtained from the Monroe County Finance Department, 39 West Main Street, Rochester, New York 14614.

Monroe Security and Safety Systems Local Development Corporation – See note 19

In May 2009, the Monroe Security and Safety Systems Local Development Corporation (M3S) was established as a local development corporation. M3S was organized to provide certain public safety and related security services to the County and other municipal organizations. M3S was governed by a Board of Directors whose members were appointed by the County Executive of Monroe County. M3S was included as a discretely presented component unit within the County's basic financial statements due to the County's ability to impose will on M3S.

On January 21, 2016, the M3S Board approved a resolution to take all steps necessary to dissolve M3S and to work with the County to transition its functions, assets and liabilities to the County. Monroe County issued bonds on October 27, 2016 with the purpose of defeasing the outstanding debt of M3S. On November 9, 2016, the New York State Attorney General's Office filed a petition with the State Supreme Court for the dissolution of the local development corporation, to which the County agreed and the Court subsequently ordered on January 17, 2017, allowing the entity to wind down operations within 90 days. On February 14, 2017, the Monroe County Legislature accepted the assignment of all the assets and liabilities of M3S.

Pursuant to GASB Statement No. 69, Government Combinations and Disposals of Government Operations, Monroe County has recognized M3S's assets, liabilities and net position as of January 1, 2017, and all of the revenues, expenses and changes in net position since that time are reflected in these financial statements within the general fund. Refer to note 19 for a summary of assets, liabilities, and net position transferred as of January 1, 2017.

Monroe Newpower Corporation – See note 19

Monroe Newpower Corporation (Newpower), a local development corporation, was formed in 2002 to buy the Lola Powerhouse from the County and to borrow funds to build natural gas-fired units as its replacement. Newpower was governed by a Board of Directors whose members were appointed by the County Executive of Monroe County. Newpower was included as a discretely presented component unit within the County's basic financial statements due to the County's ability to impose will on Newpower.

On January 21, 2016, the Newpower Board approved a resolution to take all steps necessary to dissolve Newpower and to work with the County to transition its functions, assets and liabilities to the County. Monroe County issued bonds on October 27, 2016 with the purpose of defeasing the outstanding debt of Newpower. On November 9, 2016, the New York State Attorney General's Office filed a petition with the State Supreme Court for the dissolution of the local development corporation, to which the County agreed and the Court subsequently ordered on January 17, 2017, allowing the entity to wind down operations within 90 days. On February 14, 2017, the Monroe County Legislature accepted the assignment of all the assets and liabilities of Newpower.

Pursuant to GASB Statement No. 69, Government Combinations and Disposals of Government Operations, Monroe County has recognized Newpower's assets, liabilities, deferred inflows of resources and net position as of January 1, 2017, and all of the revenues, expenses and changes in net position since that time are reflected in these financial statements within the internal service fund. Refer to note 19 for a summary of assets, liabilities, deferred inflows of resources and net position transferred as of January 1, 2017.

COUNTY OF MONROE, NEW YORK
Notes to Basic Financial Statements (000's omitted)
Year Ended December 31, 2017

1. **Background and Summary of Significant Accounting Policies (continued)**

B. **Financial Reporting Entity (continued)**

Civic Center Monroe County Local Development Corporation – See note 19

Civic Center Monroe County Local Development Corporation (Civic Center) was formed in 2002 to purchase the Civic Center Garage and manage other surface parking lots. Civic Center was governed by a Board of Directors whose members were appointed by the County Executive of Monroe County. Civic Center was included as a discretely presented component unit within the County's basic financial statements due to the County's ability to impose will on Civic Center.

On October 19, 2017, the Civic Center Board approved a resolution to take all steps necessary to dissolve Civic Center and to work with the County to transition its functions, assets and liabilities to the County. On December 12, 2017, the Monroe County Legislature accepted the assignment of all the assets and liabilities of Civic Center. On November 28, 2017, the New York State Attorney General's Office approved the Civic Center's Plan for Dissolution and subsequently approved the Certificate for Dissolution on March 2, 2018 which was filed with the Secretary of State.

Pursuant to GASB Statement No. 69, Government Combinations and Disposals of Government Operations, Monroe County has recognized Civic Center's assets, liabilities and net position as of January 1, 2017, and all of the revenues, expenses and changes in net position since that time are reflected in these financial statements within the general fund. Refer to note 19 for a summary of assets, liabilities and net position transferred as of January 1, 2017.

Upstate Telecommunications Corporation – See note 19

Upstate Telecommunications Corporation (UTC), was a local development corporation organized in 2005 to provide technology and telecommunications services. UTC was governed by a Board of Directors whose members were appointed by the County Executive of Monroe County. UTC was included as a discretely presented component unit within the County's financial statements due to the County's ability to impose will on UTC.

On January 21, 2016, the UTC Board approved a resolution to take all steps necessary to dissolve UTC and to work with the County to transition its functions, assets and liabilities to the County. Monroe County issued bonds on October 27, 2016 with the purpose of defeasing the outstanding debt of UTC. On November 9, 2016, the New York State Attorney General's Office filed a petition with the State Supreme Court for the dissolution of the local development corporation, to which the County agreed and the Court subsequently ordered on January 17, 2017, allowing the entity to wind down operations within 90 days. On February 14, 2017, the Monroe County Legislature accepted the assignment of all the assets and liabilities of UTC.

Pursuant to GASB Statement No. 69, Government Combinations and Disposals of Government Operations, Monroe County has recognized UTC's assets, liabilities, deferred inflows of resources and net position as of January 1, 2017, and all of the revenues, expenses and changes in net position since that time are reflected in these financial statements within the internal service fund. Refer to note 19 for a summary of assets, liabilities, deferred inflows of resources and net position transferred as of January 1, 2017.

Greater Rochester Outdoor Sports Facility Corporation – See note 19

Greater Rochester Outdoor Sports Facility Corporation (GROSFC) was a New York corporation that managed the operation of a sports stadium in Rochester, New York, known as Frontier Field (the Stadium). Monroe County owns the Stadium and leased it to GROSFC. The Stadium is home to the Rochester Red Wings (Red Wings) baseball team, owned by Rochester Community Baseball (RCB).

On September 19, 2017, the GROSFC Board approved a resolution to take all steps necessary to dissolve GROSFC and to work with the County to transition its functions, assets and liabilities to the County. In December 2017, GROSFC entered into an agreement to have the County take all of GROSFC's assets and liabilities in return for the cancellation/satisfaction of the indebtedness. On December 12, 2017, the Monroe County Legislature accepted the assignment of all the assets and liabilities of GROSFC. Subsequently a Petition to Dissolve was filed with the New York State Attorney General's office on February 20, 2018. On May 4, 2018 the New York State Attorney General's Office approved GROSFC's Certificate for Dissolution which was filed with the Secretary of State.

Pursuant to GASB Statement No. 69, Government Combinations and Disposals of Government Operations, Monroe County has recognized GROSFC's assets, liabilities and net position as of January 1, 2017, and all of the revenues, expenses and changes in net position since that time are reflected in these financial statements within the general fund. Refer to note 19 for a summary of assets, liabilities, and net position transferred as of January 1, 2017.

COUNTY OF MONROE, NEW YORK
Notes to Basic Financial Statements (000's omitted)
Year Ended December 31, 2017

1. **Background and Summary of Significant Accounting Policies (continued)**

B. **Financial Reporting Entity (continued)**

Related Organizations and Joint Ventures

Organizations for which a primary government is accountable because that government appoints a voting majority of the board, but is not financially accountable, are related organizations.

The Soil and Water Conservation District, which serves municipalities and landowners of the County, is considered a related organization of the County. Requests for financial statements from Monroe County Soil and Water Conservation District should be addressed in writing to: 1200A Scottsville Road Suite 160, Rochester, New York 14624.

C. **Non-Major Fund Deficits**

No deficits existed in the non-major funds at December 31, 2017.

D. **Basis of Presentation**

Government-wide Financial Statements

The government-wide financial statements (the statement of net position and the statement of activities) concentrate on the County as a whole and do not emphasize fund types but rather a governmental or a business-type activities classification, which are presented in separate columns. The governmental activities and business-type activities comprise the primary government and are reported separately from the discretely presented component units for which the County is accountable. General governmental and intergovernmental revenues support the governmental activities, whereas the business-type activities are primarily supported by charges for services.

Fiduciary funds are used to account for resources held for the benefit of parties outside the government. Fiduciary funds are not reflected in the government-wide financial statements because the resources of those funds are not available to support the County's own programs.

The statement of activities reflects the expenses of a given function or segment and demonstrates the extent to which they are offset by program revenues. Administrative overhead charges are included in function expenses. Program revenues are defined as charges for services, operating grants and contributions (which would include reimbursement for debt payments) and capital grants and contributions directly associated within a given function. Taxes and other revenues not associated with a specific function are reported under general revenues.

The effect of interfund activity has been removed from the government-wide financial statements. However, the interfund services between functions are not eliminated. The internal service activity has been eliminated except for the outside activity and is combined with the governmental activities on the government-wide financial statements.

Fund Financial Statements

Separate financial statements are provided for governmental funds, proprietary funds, and fiduciary funds, even though the latter are excluded from the government-wide financial statements. Major individual governmental funds and major individual enterprise funds are reported as separate columns in the fund financial statements.

Fund accounting is designed to demonstrate legal compliance and to aid financial management by segregating transactions related to certain government functions or activities. The accounts of the County are organized on the basis of funds, each of which is considered a separate accounting entity. The operations of each fund are accounted for with a separate set of self-balancing accounts that comprise its assets, liabilities, deferred inflows/outflows, fund equity/net position, revenues, and expenditures/expenses.

Governmental Fund Types

Governmental fund financial statements are reported using the current financial resources measurement focus and the modified accrual basis of accounting. Revenues are recognized as soon as they are both measurable and available. Revenues are considered to be available when they are collectible within the current period or soon enough thereafter to pay liabilities of the current period. For this purpose, the government considers certain revenues (i.e. property taxes) to be available if they are collected within 60 days after the end of the current fiscal period. Amounts due for State and Federal aid are generally considered available if they are expected to be collected within one year after the end of the current fiscal period. Expenditures generally are recorded when a liability is incurred, as under accrual accounting. However, debt service expenditures, as well as expenditures related to compensated absences, claims and judgments, and certain other long-term liabilities are recorded only when payment is due.

COUNTY OF MONROE, NEW YORK
Notes to Basic Financial Statements (000's omitted)
Year Ended December 31, 2017

1. **Background and Summary of Significant Accounting Policies (continued)**

D. **Basis of Presentation (continued)**

The County has the following two major governmental funds:

General Fund - is the County's principal operating fund. It is used to account for all financial resources except those required to be accounted for in other funds.

Capital Projects Fund - accounts for financial resources to be used for the acquisition of major equipment items and the construction of major capital facilities and other capital assets other than those accounted for in the proprietary funds and the discretely presented component units. Funds include capital project funds for general government, public safety and fire protection, transportation, cultural, recreation and education.

Proprietary Fund Types

All proprietary funds are major funds with the exception of the internal service funds, and are used to account for a government's business-type activities which are similar to those often found in the private sector. Proprietary fund types use the economic resources measurement focus and accrual basis of accounting. Proprietary funds are comprised of:

Enterprise Funds - The enterprise funds are used to account for operations that provide services primarily to customers other than governments outside the financial reporting entity and are financed primarily by user charges. The enterprise funds include:

Solid Waste Fund - accounts for the planning, development, operation and maintenance of County solid waste handling facilities. Substantially all revenues are from user fees and it is the County's intention that the solid waste operation be self-supporting.

Airport Fund - accounts for the operation and maintenance of the ROC. The primary revenue source for the Airport fund is reimbursement from the Airport Authority.

Hospital Fund - accounts for the County's medical facility which provides for the care and treatment of the chronically ill and is comprised of a residential health care facility. It also provides out-patient services.

Pure Waters Fund - accounts for financing of wastewater related public improvements as well as operation and maintenance services deemed to benefit the properties against which user fees are charged.

Energy Fund - accounts for the buying and selling of gas and electric commodities in large quantities for consumption by the County and other local governments. With the onset of deregulation, it was determined that it would be beneficial to the County to buy and sell the gas and electric commodities at wholesale prices.

Internal Service Funds - The internal service funds are used to account for special activities or services provided by one department of the County to other departments, to agencies of the primary government and its component units, or to other governments, on a cost reimbursement basis. The assets, liabilities and changes in net position of those funds are reported in governmental activities. Internal service funds include: Central Services, Building Accounts, Information Services, Fleet Management, and Risk Management.

Fiduciary Funds

Fiduciary funds are used to account for assets held by the County in a trustee capacity or as agent for individuals, private organizations, other governments and/or funds. They cannot be used to support the government's own programs. Fiduciary funds are comprised of:

Private Purpose Funds - The Private Purpose funds are used to report trust arrangements under which principal and income benefit individuals, private organizations or other governments.

Agency Funds - Agency funds account for situations where the government's role is purely custodial. Accordingly, all assets are offset by a liability to the authorized party.

COUNTY OF MONROE, NEW YORK
Notes to Basic Financial Statements (000's omitted)
Year Ended December 31, 2017

1. **Background and Summary of Significant Accounting Policies (continued)**

E. **Basis of Accounting/Measurement Focus**

The accounting basis for each fund is determined by its measurement focus. The measurement focus for governmental funds is based upon determination of current financial resources. Proprietary funds and private purpose trust funds are accounted for on a flow of economic resources measurement focus. Agency funds are custodial in nature (assets equal liabilities) and do not measure the results of operations.

The government-wide financial statements are prepared on a *full accrual basis* using the *economic resources measurement focus*. Revenues are recorded when earned and expenses are recorded when a liability is incurred, regardless of the timing of related cash flows. Property taxes are recognized in the year for which they are levied. Grants and similar items are recognized as revenues as soon as all of the eligibility requirements have been met. Proprietary and fiduciary fund financial statements are also prepared on an accrual basis.

Modified Accrual Basis - All governmental funds are accounted for using the modified accrual basis of accounting. Under this basis of accounting, revenues are recorded when susceptible to accrual; i.e., both measurable and available. The three primary revenue sources which are treated as susceptible to accrual are: (1) property tax recorded when collected during the current period or within 60 days after year end; (2) reimbursements of expenditures due from other governments are recorded primarily when the qualifying expenditures have been incurred and all other grant requirements have been met and are expected to be collected within one year after the end of the current fiscal period; and (3) sales tax, which is recorded based on the date of sales. Expenditures are recognized when the related fund liability is incurred, except for principal and interest on long-term debt, which are recorded as expenditures when paid, and compensated absences and claims/judgments, which are recognized as a liability in the applicable fund if payable with current financial resources. Allowances have been provided for any receivables where collection is doubtful. In addition, revenues relating to property taxes in the governmental funds which are not available to finance current operations have been reported as deferred inflows of resources. At the government-wide level, these are recognized as revenues.

Accrual Basis – Proprietary and fiduciary fund types and discretely presented component units are accounted for using the accrual basis of accounting. Under this method, revenues, including unbilled amounts, are recognized when earned; expenses are recorded when the liabilities are incurred, regardless of the timing of related cash inflows and outflows. Capital assets, the related outstanding debt and other long-term liabilities related to activities of the proprietary and fiduciary fund types, and the discretely presented component units are recorded within these fund types. Operating revenues and expenses generally result from the proprietary funds' principal operations, providing services, producing, and delivering goods. Non-operating revenues and expenses, such as interest and fiscal charges, are reported as capital and related financing activities, noncapital financing activities, or investing activities.

F. **Cash and Cash Equivalents**

Cash and cash equivalents include certificates of deposit, U.S. government securities and repurchase agreements with maturity dates of three months or less from the purchase date. Cash and cash equivalents are stated at cost which approximates fair value.

G. **Investments**

Investments include certificates of deposit, U.S. government securities and repurchase agreements with maturities of more than three months from the purchase date. Investments are stated at fair value.

H. **Statement of Cash Flows**

For the purpose of the statement of cash flows of the proprietary fund types, cash and cash equivalents include all unrestricted and restricted cash and cash equivalents of those funds. The statement of cash flows is presented using the direct method of reporting.

I. **Encumbrances**

Encumbrance accounting, under which purchase orders, contracts and other commitments for the expenditure of funds are recorded in order to reserve that portion of the applicable appropriation, is employed by governmental funds only. Encumbrances do not constitute expenditures or liabilities.

In governmental funds, encumbrances outstanding at year-end are included on the face of the financial statements in the restricted, committed, and assigned fund balance amounts. Governmental funds' encumbrances, as of December 31, 2017 included \$4.4 million in the general fund, \$14.3 million in the capital projects fund and \$1.3 million in other nonmajor governmental funds.

COUNTY OF MONROE, NEW YORK
Notes to Basic Financial Statements (000's omitted)
Year Ended December 31, 2017

1. Background and Summary of Significant Accounting Policies (continued)

J. Inventories

The County maintains inventories of various operational supplies.

Inventories for both governmental and proprietary funds except as noted below are computed using the purchase method. Inventories are valued at cost using the first-in-first-out (FIFO) method.

Road and Pure Waters fund inventory are recorded as expenditures when consumed and valued using the moving average price method.

K. Capital Assets

Primary Government

Capital assets purchased or acquired at an original cost of \$10,000 or more are reported at historical cost or estimated historical cost for all governmental and business-type activities. Donated assets are reported at fair market value as of the date received. Capital assets recognized under capital lease arrangements are amortized over their expected useful life or the lease term, whichever is shorter. Capital assets which are used for general governmental purposes and are not available for expenditure are accounted for and reported in governmental activities in the government-wide financial statements. Additions, improvements, and other capital outlays that significantly extend the useful life of an asset are capitalized. Other costs incurred for routine repairs and maintenance are expensed as incurred.

Depreciation on all assets is calculated using the straight-line method over estimated useful lives ranging from three to fifty-five years. The estimated useful lives for the major classes of depreciable capital assets include the following:

Class	Life in Years
Buildings	30-55
Improvements other than buildings	10-20
Infrastructure	35-50
Machinery and Equipment	3-15

Hospital Fund (Monroe Community Hospital)

Capital assets are recorded at cost. Depreciation expense is computed on all depreciable assets based on the straight-line method utilizing estimated lives as established by the American Hospital Association, ranging from three to forty years.

L. Compensated Absences

At the governmental and business-type activities level, liabilities for compensated absences, such as vacation and unpaid overtime, are recorded when vested and earned by the employees and payment is not dependent upon a future event. The total compensated absence liabilities attributable to the proprietary fund types and governmental funds at the government-wide level are recorded as an accrued liability in the respective funds. At the governmental fund level, liabilities for compensated absences are recorded when due and payable. The liabilities are recorded based on employees' rates of pay as of December 31, 2017 and include all payroll related liabilities. Primarily, the general fund and the road fund are used to liquidate the liability for compensated absences in the governmental funds.

M. Unamortized Bond Discounts, Premiums and Refunding Gain or Loss

Bond discounts, premiums and refunding gains or losses are amortized over the term of the respective bond issues for the governmental and business-type activities, and those funds reporting on the full accrual basis. Bond premiums and discounts are included in the outstanding bond liability, whereas the refunding gain or loss is reported as a deferred inflow or outflow of resources. In the governmental funds, bond discounts, premiums and refunding gain or loss are reported as other financing sources or uses in the year that the bonds are issued.

COUNTY OF MONROE, NEW YORK
Notes to Basic Financial Statements (000's omitted)
Year Ended December 31, 2017

1. Background and Summary of Significant Accounting Policies (continued)

N. Deferred Inflows/Outflows of Resources

In addition to assets and liabilities, the Statement of Net Position reports a separate section for deferred outflows and deferred inflows of resources. Deferred outflows of resources, represents a consumption of net position that applies to a future period and so will not be recognized as an outflow of resources (expense) until that time. Deferred inflows of resources, represents a portion of net position that also applies to a future period and so will not be recognized as an inflow of resources (revenue) until then. The County reports deferred outflow amounts for a loss on debt refunding and pension. Reported deferred inflow amounts are gain on debt refunding, pension, deferred revenue and Community Development loan repayments.

O. Medicaid Claims

Physicians, hospitals, pharmacists, and others who provide services to public assistance recipients and other individuals enrolled in the Medical Assistance Program, are entitled to reimbursement of the defined cost of such services through the Federal, State and locally-funded Medicaid programs. The County participates in a state-wide system to process and pay such claims.

P. Accounting and Reporting Change

The following GASB Statements became effective for the fiscal year ending December 31, 2017. We determined that there was no significant impact on the financial statements for fiscal year ending December 31, 2017.

Statement No. 80, Blending Requirements for Certain Component Units—an amendment of GASB Statement No. 14 effective for reporting periods beginning after June 15, 2016.

Statement No. 81, Irrevocable Split-Interest Agreements effective for reporting periods beginning after December 15, 2016.

Statement No. 82, Pension Issues, an amendment of GASB Statements No. 67, No. 68, and No. 73 effective for reporting periods beginning after June 15, 2016.

The following GASB Statements were issued recently, but not effective for the fiscal year ending December 31, 2017. We will be evaluating the potential impact of adopting these Statements in future years.

Statement No. 75, Accounting and Financial Reporting for Postemployment Benefits Other Than Pensions, effective for fiscal years beginning after June 15, 2017.

Statement No. 83, Certain Asset Retirement Obligations, effective for reporting periods beginning after June 15, 2018.

Statement No. 84, Fiduciary Activities, effective for reporting periods beginning after December 15, 2018.

Statement No. 85, Omnibus, effective for reporting periods beginning after June 15, 2017.

Statement No. 86, Certain Debt Extinguishing Issues, effective for reporting periods beginning after June 15, 2017.

Statement No. 87, Leases, effective for reporting periods beginning after December 15, 2019.

Statement No. 88, Certain Disclosures Related to Debt, including Direct Borrowings and Direct Placements, effective for reporting periods beginning after June 15, 2018.

Q. Use of Estimates

The preparation of the basic financial statements in conformity with GAAP requires management to make certain estimates and assumptions that affect the reported amounts of assets and liabilities and the reported amounts of revenues and expenses/expenditures during the year. Actual results could differ from those estimates.

COUNTY OF MONROE, NEW YORK
Notes to Basic Financial Statements (000's omitted)
Year Ended December 31, 2017

1. **Background and Summary of Significant Accounting Policies (continued)**

R. **Net Position/Fund Balance**

Net Position

Net Position in government-wide and proprietary fund financial statements are classified as net investment in capital assets; restricted and unrestricted. Net investment in capital assets consists of capital assets, including restricted capital assets, net of accumulated depreciation and reduced by the outstanding balances of any bonds, mortgages, notes, or other borrowings that are attributable to the acquisition, construction, or improvement of those assets. Restricted net position represents constraints on resources that are either externally imposed by creditors, grantors, contributors, laws or regulations of other governments, or imposed by law through State statute.

As of December 31, 2017 these restrictions include:

Debt Service - represents resources that have been legally restricted for debt service payments that will be made in future periods.

Capital Projects – represents funds restricted for major capital acquisitions and construction activities through borrowings or contributions.

Nonexpendable - represents the net position whose use is subject to externally imposed conditions and the County must maintain them in perpetuity.

Expendable – represents the net position whose use is subject to externally imposed conditions that can be fulfilled by certain actions or by the passage of time.

Grant, Trusts and Other Purposes - represents available grant, trust and other funds which are restricted to meet legal State or Federal requirements and other purposes.

Passenger Facility Charges - represents the cumulative unexpended passenger facility charge amounts reflected as restricted net position to be used for Federal Aviation Administration approved projects.

When net position resources are available for a specific purpose in more than one classification, it is the County's practice to use restricted funds first.

Fund Balance

In the governmental fund financial statements, fund balance is composed of five classifications designed to disclose the hierarchy of constraints placed on how fund balance can be spent. The following classifications describe the relative strength of the spending constraints placed on the purposes for which resources can be used:

Nonspendable – amounts that are not in spendable form (such as inventory and prepaids) or are legally or contractually required to be maintained intact.

Restricted – amounts constrained to specific purposes by bondholders of County debt, and State and Federal grantors through constitutional provisions or by enabling legislation.

Committed – amounts constrained to specific purposes by the County Legislature through resolution; amounts cannot be used for any other purpose unless the County Legislature takes the same action to remove or change the constraint.

Assigned – amounts the County intends to use for a specific purpose; intent is expressed by the Director of Finance-Chief Financial Officer to whom the County Legislature has delegated the authority. This category of fund balance also represents the residual amounts not otherwise reported as non-spendable, restricted, or committed in governmental funds outside of the General Fund.

Unassigned – amounts that have not been assigned to another fund or are not restricted, committed, or assigned to specific purposes within the General Fund.

When fund balance resources are available for a specific purpose in more than one classification, it is the County's practice to use the most restrictive funds first in the following order: restricted, committed, assigned, and unassigned as they are needed.

COUNTY OF MONROE, NEW YORK
Notes to Basic Financial Statements (000's omitted)
Year Ended December 31, 2017

1. **Background and Summary of Significant Accounting Policies (continued)**

R. **Net Position/Fund Balance (continued)**

The County has a formally adopted minimum fund balance policy. To maintain fund balance stability, the policy establishes a lower and upper threshold of \$25 million to \$35 million for the combined assigned and unassigned fund balance categories within the general fund. Fund balances accumulating in excess of the upper threshold may be used in subsequent budgets to provide property tax stability, capital project funds and/or debt reduction.

As of December 31, 2017 Governmental Fund Balances were classified as follows:

	General	Capital Projects	Special Revenue	Nonmajor Funds		Total
				Debt Service		
				General	MTASC	
Nonspendable						
Inventory	\$ 2,011	\$ -	\$ 815	\$ -	\$ -	\$ 2,826
Prepaid Expenditures	7,240	-	124	-	9	7,373
Total Nonspendable	9,251	-	939	-	9	10,199
Restricted						
Jail Trust Funds	-	-	9,374	-	-	9,374
Debt Service	-	-	-	6,865	12,970	19,835
STOP DWI	621	-	-	-	-	621
Handicapped Parking	35	-	-	-	-	35
Other Programs	605	-	-	-	-	605
Capital Projects	-	14,283	-	-	-	14,283
Total Restricted	1,261	14,283	9,374	6,865	12,970	44,753
Committed						
Executed Contracts	2,563	-	133	-	-	2,696
Green Space Initiative	-	-	328	-	-	328
Trust Funds	-	-	2,780	-	-	2,780
Total Committed	2,563	-	3,241	-	-	5,804
Assigned						
Probation/Juvenile Detention	5,468	-	-	-	-	5,468
Wage Settlements	855	-	-	-	-	855
Other Programs	1,600	-	181	-	-	1,781
Appropriated for Debt Service	-	-	-	1,425	-	1,425
Road Fund	-	-	183	-	-	183
Debt Service	-	-	-	15,309	92	15,401
Library Fund	-	-	239	-	-	239
Total Assigned	7,923	-	603	16,734	92	25,352
Unassigned	18,141	(9,342)	-	-	-	8,799
Total Fund Balance	\$ 39,139	\$ 4,941	\$ 14,157	\$ 23,599	\$ 13,071	\$ 94,907

COUNTY OF MONROE, NEW YORK
Notes to Basic Financial Statements (000's omitted)
Year Ended December 31, 2017

2. Real Property Tax

Section 10 of Article VIII of the State Constitution dictates the amount which may be raised in the County by tax on real property, in any fiscal year, for County purposes. This amount may not exceed 1.5 percent of the five-year average full valuation of taxable real property of the County, less certain deductions as specified within.

The computation in accordance with the constitutional provision for the calendar year 2017 budget is:

Five-year average full valuation of taxable real property	<u>\$40,399,372</u>
Tax limit (1.5% of 5-year average full valuation of property)	<u>605,991</u>
Total Tax Levy	383,877
Less: Exclusions from tax limit	<u>58,566</u>
Total tax levy subject to taxing power limit	325,311
Tax margin (Unused Taxing Power)	<u>\$ 280,680</u>

Real property taxes include the property tax levy, delinquent taxes, and sales tax attributable to the towns in consideration for credits given to the towns' residents on their property tax bills. County real property taxes are levied annually and become a lien on January 1. Taxes for County purposes are levied together with taxes for town and town special district purposes, and with user charges of the various Pure Waters districts. Pursuant to State Law, the County guarantees the collection of town and town special district property taxes.

Towns are empowered to collect both County and town property tax warrants, which initially expire on January 31, through June 1, after which collection and enforcement procedures revert to the County Treasurer. The Monroe County Tax Act also empowers the City Treasurer to collect County taxes and user fees, levied on property situated within the City of Rochester, through February 15. Unlike procedures in effect for the towns, the County Treasurer also collects County taxes and fees on property situated in the City concurrently with the City Treasurer. Full payments are due before February 10. After February 10, interest accrues at a rate of 1.5% per month. The County also allows for installment payments with accrued interest on February 28, March 31, and April 30.

On August 20 of each year, the County purchases the tax liens on all properties for which there are unpaid property taxes. The tax lien, if still unpaid upon the expiration of one year from the August 20 tax sale date, qualifies the subject property for tax foreclosure proceedings. Unpaid taxes resulting from tax levies, which are identified as tax sale certificates, are required to be reported as deferred inflows of resources on the basis that they are not available to finance current operations. Those collected within the first sixty days of the following year are recorded as revenue at the governmental fund level. For the governmental activities, all uncollected tax sale certificates are recorded as revenue in the year levied.

3. Sales Tax

Monroe County and the State of New York each currently impose sales and use tax. The State of New York imposes a sales and use tax of four percent and the County imposes four percent making a total of eight percent imposed within the County. The County's sales and use tax is composed of an original three percent and an additional one percent authorized by State law. The current law provides for continuation of the additional one percent through November 30, 2020.

The County's original three percent tax is allocated through a complex formula among the City of Rochester (approximately 35.6 percent), the towns and villages (approximately 29.2 percent) and suburban school districts (approximately 17.9 percent) with the County retaining the balance (approximately 17.3 percent). The additional one percent tax is allocated through another sharing formula whereby the towns (3 percent), villages (1.25 percent) and school districts (5 percent) each receive a percentage share. The remaining balance of the additional one percent is divided between the City of Rochester and the County so that when added to the original three percent tax, the total share (4 percent) for the City of Rochester and the County is equal.

COUNTY OF MONROE, NEW YORK
Notes to Basic Financial Statements (000's omitted)
Year Ended December 31, 2017

4. Deposits and Investments

A. Deposit and Investment Policies

The County maintains an investment and deposit policy, the overall objective of which is to adequately safeguard the principal amount of funds invested or deposited; conformance with federal, state and other legal requirements; provide sufficient liquidity of invested funds in order to meet obligations as they become due; and attainment of a market rate of return. Oversight of investment activity is the responsibility of the Director of Finance – Chief Financial Officer.

B. Interest Rate Risk

Interest rate risk is the risk that the fair value of investments will be affected by changing interest rates. The County does not have a formal investment policy that limits investment maturities as a means of managing its exposure to fair value losses arising from increasing interest rates. The County has no long-term investments that expose it to significant interest rate risk.

C. Credit Risk

For investments, credit risk is the risk that in the event of a failure of a counterparty, the County may not be able to recover the value of its investments. New York State General Municipal Law and the County's Investment and Deposit Policy authorize the County to purchase the following types of investments:

- Obligations of the United States of America
- Obligations guaranteed by the United States of America where payment of principal and interest are guaranteed by the United States of America
- Obligations of the State of New York
- Special time deposit accounts
- Certificates of Deposits
- Repurchase agreements limited to obligations of the United States of America, or obligations whose principal and interest are fully guaranteed, or insured by the United States of America. The term of each agreement shall generally not exceed 180 days. The agreement shall be confirmed in writing by the seller, and each security purchased under the agreement shall be specifically identified, segregated from the assets of the seller and delivered for safekeeping into an account designated and controlled by the County. Also, each seller shall enter into a master Repurchase Agreement with the County which shall specify the rights and obligations of the County and the Seller in all transactions
- Obligations of public authorities, public housing authorities, urban renewal agencies, and industrial development agencies where the general State statutes governing such entities or whose specific enabling legislation authorizes such investments
- Obligations issued pursuant to New York State Local Finance Law Section 24.00 and 25.00 (with approval of the New York State Comptroller) by any municipality, school district or district corporation other than the County of Monroe, New York

The County has no investments that expose it to significant credit risk.

COUNTY OF MONROE, NEW YORK
Notes to Basic Financial Statements (000's omitted)
Year Ended December 31, 2017

4. Deposits and Investments (continued)

D. Custodial Credit Risk

1. Deposits

For deposits, custodial credit risk is the risk that in the event of a failure of a depository financial institution, the County may not recover its deposits. In accordance with New York State General Municipal Law and the County's Investment and Deposit Policy, all deposits of the County including certificates of deposits and special time deposits, in excess of the amount insured under the provisions of the Federal Deposit Insurance Act shall be secured by a pledge of securities with an aggregate value equal to the aggregate amount of deposits. The County restricts the securities to the following eligible items; (a) obligations issued, or fully insured or guaranteed as to the payment of principal and interest, by the United States of America, an agency thereof or a United States government sponsored corporation; (b) obligations issued or fully guaranteed by the International Bank for Reconstruction and Development, the Inter-American Development Bank, the Asian Development Bank, and the African Development Bank; (c) obligations partially insured or guaranteed by any agency of the United States of America; (d) obligations issued or fully insured or guaranteed by the State of New York, obligations issued by municipal corporation, school district or district corporation of New York State or obligations of any public benefit corporation which under a specific State statute may be accepted as security for deposit of public monies; (e) obligations issued by states (other than the State of New York) of the United States rated in one of the two highest rating categories by at least one Nationally Recognized Statistical Rating Organization; (f) obligations of Puerto Rico rated in the highest rating category by at least one Nationally Recognized Statistical Rating Organization; (g) obligations of counties, cities and other governmental entities of a state other than the State of New York having the power to levy taxes that are backed by the full faith and credit of such governmental entity and rated in one of the two highest categories by at least one Nationally Recognized Statistical Rating Organization; (h) obligations of domestic corporations rated in one of the two highest rating categories by at least one Nationally Recognized Statistical Rating Organization; and (i) Zero coupon obligations of the United States of America marketed as "treasury strips".

As of December 31, 2017, \$240.9 million of the County's deposits of \$245.0 million, which are included in cash and cash equivalents, was exposed to custodial credit risk. This credit risk was uninsured and collateralized by securities or money market fund held by the pledging bank's trust department not in the County's name. The difference is insured under the provisions of the Federal Deposit Insurance Act.

2. Investments

For investments, custodial credit risk is the risk that a government will not be able to recover the value of an investment or collateral securities that are in the possession of an outside party if the counterparty to the transaction fails. The County's Investment and Deposit Policy requires that all investments be registered or insured in the County's name and held in the custody of the bank or the bank's trust department. The County requires that all repurchase agreements be limited to obligations of the United States of America or obligations whose principal and interest are fully guaranteed, or insured by the United States of America. At year end, the County had no custodial credit risk related to repurchase agreements since no repurchase agreements were purchased or outstanding during 2017.

E. Concentration of Credit Risk

The County places no limit on the amount that may be invested in any one issuer. At year end, the County had no investments.

5. Custodial Accounts

Custodial assets refer to cash and cash equivalents held by the County for a third party. The Hospital holds \$788 thousand of funds owned by its patients and residents at the end of 2017.

6. Due to Other Governments

In the 2017 government-wide and fund financial statements, the category "due to other governments" includes primarily sales tax collections of \$62.9 million and school tax collections of \$21.7 million that are due to other municipalities within the County. It also includes \$18 million due to the New York State and Local Employees' Retirement System (ERS) and New York State Police and Firefighters' Retirement System (PFRS).

COUNTY OF MONROE, NEW YORK
Notes to Basic Financial Statements (000's omitted)
Year Ended December 31, 2017

7. Restricted Cash and Cash Equivalents

Certain County cash and cash equivalents, excluding funds held by trustee, custodial accounts, and securities and retained percentages as of December 31, 2017 are restricted to the following uses:

Restricted Cash and Cash Equivalents				
	<u>Capital Projects</u>	<u>Debt Service</u>	<u>Other</u>	<u>Total</u>
Governmental Activities:				
Major Governmental Funds				
Capital Projects	<u>\$ 22,081</u>	<u>\$ -</u>	<u>\$ -</u>	<u>\$ 22,081</u>
Debt Service	<u>-</u>	<u>19,836</u>	<u>-</u>	<u>19,836</u>
Internal Service	<u>13,446</u>	<u>1,376</u>	<u>-</u>	<u>14,822</u>
Total Governmental Activities	<u>35,527</u>	<u>21,212</u>	<u>-</u>	<u>56,739</u>
Business-type Activities:				
Solid Waste	9	-	-	9
Airport	21,112	-	-	21,112
Hospital	389	18	-	407
Pure Waters	<u>4,328</u>	<u>123</u>	<u>-</u>	<u>4,451</u>
Total Business-type Activities	<u>25,838</u>	<u>141</u>	<u>-</u>	<u>25,979</u>
Fiduciary Funds:				
Agency	-	-	19,861	19,861
Private Purpose Trust	<u>-</u>	<u>-</u>	<u>29</u>	<u>29</u>
Total Fiduciary Funds	<u>-</u>	<u>-</u>	<u>19,890</u>	<u>19,890</u>
Total Restricted Cash and Cash Equivalents	<u><u>\$ 61,365</u></u>	<u><u>\$ 21,353</u></u>	<u><u>\$ 19,890</u></u>	<u><u>\$ 102,608</u></u>

Restrictions for capital projects mainly represent funds raised through debt issuances for this purpose. Restrictions for debt service represent interest earned, unexpended proceeds and/or other assets specifically required under New York State's Local Finance Law to reduce future debt service payments. Restrictions for agency funds are primarily composed of third-party medical insurance and mortgage tax monies.

COUNTY OF MONROE, NEW YORK
Notes to Basic Financial Statements (000's omitted)
Year Ended December 31, 2017

8. Receivables and Payables

A. Receivables

As of December 31, 2017 receivables are summarized as follows:

Accounts Receivable					
	Taxes and Assessments	Returned School Taxes	Other Accounts Receivable	Allowance for Doubtful Accounts	Total
Governmental Activities:					
General Fund	\$ 8,811	\$ 20,330	\$ 3,753	\$ -	\$ 32,894
Capital Projects	-	-	51	-	51
Nonmajor Governmental:					
Special Revenue	-	-	10,710	(510)	10,200
Debt Service	-	-	9,569	-	9,569
Total Nonmajor Governmental	-	-	20,279	(510)	19,769
Internal Service	-	-	2	-	2
Total Governmental Activities	8,811	20,330	24,085	(510)	52,716
Business-type Activities:					
Solid Waste	-	-	2,557	-	2,557
Airport	-	-	1,115	-	1,115
Hospital	-	-	22,960	(8,641)	14,319
Pure Waters	-	-	1,235	-	1,235
Total Business-type Activities	-	-	27,867	(8,641)	19,226
Total Accounts Receivable	\$ 8,811	\$ 20,330	\$ 51,952	\$ (9,151)	\$ 71,942

Accounts receivable as of December 31, 2017 for governmental activities are comprised mainly of property tax and assessments of \$8.8 million and returned school taxes of \$20.3 million. The nonmajor governmental funds receivable of \$19.8 million is comprised primarily of Tobacco Settlement Revenues due to MTASC of \$9.6 million, and community development loans issued of \$10.7 million, of which \$510 thousand is estimated to be not collectable as some loans may be converted to grant awards. Business-type activity accounts receivable are comprised primarily of \$2.6 million for solid waste user fees, and \$14.3 million, net relating to patient accounts and third-party settlements in the Hospital.

B. Accounts Payable and Accrued Liabilities

The accounts payable and accrued liabilities balances in governmental activities include approximately 55 percent payable to vendors and 45 percent accrued salaries and benefits. The accounts payable and accrued liabilities in the business-type activities include approximately 78 percent payable to vendors and 22 percent accrued salaries and benefits. The accounts payable and accrued liabilities balances in governmental funds include approximately 85 percent payable to vendors and 15 percent accrued salaries and benefits. The accounts payable and accrued liabilities balances in proprietary funds approximate 34 percent payable to vendors and 66 percent accrued salaries and benefits.

C. Deferred Inflows/Unearned Revenues

At the governmental fund level, revenues that are measurable but not available to finance current operations have been reported as deferred inflows of resources. Unearned revenues in the general fund as of December 31, 2017 include state aid advances for social services and mental health programs. Deferred inflows of resources in the general fund represent property tax receivables. Deferred inflows of resources for non-major governmental funds include community development program loans to be repaid to the county and MTASC tobacco revenues.

COUNTY OF MONROE, NEW YORK
Notes to Basic Financial Statements (000's omitted)
Year Ended December 31, 2017

9. **Capital Assets**

Capital asset activity for the County's **governmental activities** consists of the following for the year ended December 31, 2017:

Capital Asset Activity – Governmental Activities					
	<u>Beginning Balance</u>	<u>Increases</u>	<u>Decreases</u>	<u>Capitalization of AUC</u>	<u>Ending Balance</u>
Governmental Activities:					
Nondepreciable Assets					
Land	\$ 24,556	\$ 15,664	\$ (11,714)	\$ -	\$ 28,506
Assets under Construction	24,670	28,463	-	(10,911)	42,222
Total Nondepreciable Assets	<u>49,226</u>	<u>44,127</u>	<u>(11,714)</u>	<u>(10,911)</u>	<u>70,728</u>
Depreciable Assets					
Buildings	183,663	11,599	-	221	195,483
Infrastructure	958,216	49,979	(372)	3,474	1,011,297
Improvements other than Buildings	242,200	61,349	(58,352)	6,297	251,494
Machinery and Equipment	113,897	62,908	(4,694)	919	173,030
Total Depreciable Assets	<u>1,497,976</u>	<u>185,835</u>	<u>(63,418)</u>	<u>10,911</u>	<u>1,631,304</u>
Total Investments in Capital Assets	<u>1,547,202</u>	<u>229,962</u>	<u>(75,132)</u>	<u>-</u>	<u>1,702,032</u>
Less Accumulated Depreciation					
Buildings	(109,071)	(9,441)	-	-	(118,512)
Infrastructure	(544,866)	(36,155)	279	-	(580,742)
Improvements other than Buildings	(138,759)	(67,535)	56,122	-	(150,172)
Machinery and Equipment	(80,023)	(53,584)	4,338	-	(129,269)
Total Accumulated Depreciation	<u>(872,719)</u>	<u>(166,715)</u>	<u>60,739</u>	<u>-</u>	<u>(978,695)</u>
Capital Assets, Net	<u>\$ 674,483</u>	<u>\$ 63,247</u>	<u>\$ (14,393)</u>	<u>\$ -</u>	<u>\$ 723,337</u>

Assets under Construction (AuC) include work in progress on buildings, improvements, infrastructure and equipment.

Depreciation expense was charged to functions/programs of the County for the year ended December 31, 2017 as follows:

Depreciation Expense Charged to Functions / Programs	
Governmental Activities:	Amount
General government	\$ 11,489
Public safety	11,955
Health and welfare	522
Culture, recreation and education	3,532
Transportation	21,323
Sanitation	75
Total	<u>\$ 48,896</u>

COUNTY OF MONROE, NEW YORK
Notes to Basic Financial Statements (000's omitted)
Year Ended December 31, 2017

9. **Capital Assets (continued)**

Capital asset activity of the County's **business-type activities** consists of the following for the year ended December 31, 2017:

Capital Asset Activity – Business-type Activities					
	Beginning Balance	Increases	Decreases	Capitalization of AUC	Ending Balance
Business-type Activities:					
Nondepreciable Assets					
Land	\$ 27,818	\$ -	\$ -	\$ -	\$ 27,818
Assets under Construction	18,817	33,459	-	(22,202)	30,074
Total Nondepreciable Assets	46,635	33,459	-	(22,202)	57,892
Depreciable Assets					
Buildings	197,117	430	-	329	197,876
Infrastructure	690,491	22	(36)	-	690,477
Improvements other than Buildings	483,774	-	-	21,034	504,808
Machinery and Equipment	132,346	2,371	(1,229)	839	134,327
Total Depreciable Assets	1,503,728	2,823	(1,265)	22,202	1,527,488
Total Investments in Capital Assets	1,550,363	36,282	(1,265)	-	1,585,380
Less Accumulated Depreciation					
Buildings	(156,515)	(4,569)	-	-	(161,084)
Infrastructure	(580,213)	(22,231)	-	-	(602,444)
Improvements other than Buildings	(229,970)	(21,930)	-	-	(251,900)
Machinery and Equipment	(108,571)	(3,445)	1,205	-	(110,811)
Total Accumulated Depreciation	(1,075,269)	(52,175)	1,205	-	(1,126,239)
Capital Assets, Net	\$ 475,094	\$ (15,893)	\$ (60)	\$ -	\$ 459,141

Assets under Construction (AuC) include work in progress on buildings, improvements, infrastructure and equipment.

COUNTY OF MONROE, NEW YORK
Notes to Basic Financial Statements (000's omitted)
Year Ended December 31, 2017

9. **Capital Assets (continued)**

Capital asset activity of the County's **solid waste enterprise fund** consists of the following for the year ended December 31, 2017:

Solid Waste Enterprise Fund – Capital Asset Activity					
	Beginning Balance	Increases	Decreases	Capitalization of AUC	Ending Balance
Business-type Activities:					
Nondepreciable Assets					
Land	\$ 6,462	\$ -	\$ -	\$ -	\$ 6,462
Assets under Construction	159	80	-	(235)	4
Total Nondepreciable Assets	6,621	80	-	(235)	6,466
Depreciable Assets					
Buildings	10,177	-	-	-	10,177
Improvements other than Buildings	11,461	-	-	234	11,695
Machinery and Equipment	4,067	21	-	1	4,089
Total Depreciable Assets	25,705	21	-	235	25,961
Total Investments in Capital Assets	32,326	101	-	-	32,427
Less Accumulated Depreciation					
Buildings	(9,815)	(39)	-	-	(9,854)
Improvements other than Buildings	(7,559)	(572)	-	-	(8,131)
Machinery and Equipment	(2,143)	(138)	-	-	(2,281)
Total Accumulated Depreciation	(19,517)	(749)	-	-	(20,266)
Capital Assets, Net	\$ 12,809	\$ (648)	\$ -	\$ -	\$ 12,161

Assets under Construction (AuC) include work in progress on improvements and equipment.

COUNTY OF MONROE, NEW YORK
Notes to Basic Financial Statements (000's omitted)
Year Ended December 31, 2017

9. **Capital Assets (continued)**

Capital asset activity of the County's **airport enterprise fund** consists of the following for the year ended December 31, 2017:

Airport Enterprise Fund – Capital Asset Activity					
	Beginning Balance	Increases	Decreases	Capitalization of AUC	Ending Balance
Business-type Activities:					
Nondepreciable Assets					
Land	\$ 18,876	\$ -	\$ -	\$ -	\$ 18,876
Assets under Construction	8,319	21,537	-	(15,127)	14,729
Total Nondepreciable Assets	27,195	21,537	-	(15,127)	33,605
Depreciable Assets					
Buildings	22,991	-	-	-	22,991
Improvements other than Buildings	285,931	-	-	15,127	301,058
Machinery and Equipment	19,003	758	(150)	-	19,611
Total Depreciable Assets	327,925	758	(150)	15,127	343,660
Total Investments in Capital Assets	355,120	22,295	(150)	-	377,265
Less Accumulated Depreciation					
Buildings	(16,535)	(630)	-	-	(17,165)
Improvements other than Buildings	(157,738)	(12,666)	-	-	(170,404)
Machinery and Equipment	(9,955)	(936)	149	-	(10,742)
Total Accumulated Depreciation	(184,228)	(14,232)	149	-	(198,311)
Capital Assets, Net	\$ 170,892	\$ 8,063	\$ (1)	\$ -	\$ 178,954

Assets under Construction (AuC) include work in progress on improvements.

COUNTY OF MONROE, NEW YORK
Notes to Basic Financial Statements (000's omitted)
Year Ended December 31, 2017

9. **Capital Assets (continued)**

Capital asset activity of the County's **hospital enterprise fund** consists of the following for the year ended December 31, 2017:

Hospital Enterprise Fund – Capital Asset Activity					
	Beginning Balance	Increases	Decreases	Capitalization of AUC	Ending Balance
Business-type Activities:					
Nondepreciable Assets					
Land	\$ 109	\$ -	\$ -	\$ -	\$ 109
Assets under Construction	118	1,949	-	(1,167)	901
Total Nondepreciable Assets	227	1,949	-	(1,167)	1,010
Depreciable Assets					
Buildings	95,950	430	-	329	96,709
Infrastructure	3,938	22	(36)	-	3,924
Machinery and Equipment	53,008	269	-	837	54,114
Total Depreciable Assets	152,896	720	(36)	1,167	154,747
Total Investments in Capital Assets	153,123	2,670	(36)	-	155,757
Less Accumulated Depreciation					
Buildings	(81,929)	(2,614)	-	-	(84,543)
Infrastructure	(3,313)	(174)	-	-	(3,487)
Machinery and Equipment	(46,922)	(632)	-	-	(47,554)
Total Accumulated Depreciation	(132,164)	(3,419)	-	-	(135,583)
Capital Assets, Net	\$ 20,959	\$ (749)	\$ (36)	\$ -	\$ 20,173

Assets under Construction (AuC) include work in progress on buildings, infrastructure and equipment.

COUNTY OF MONROE, NEW YORK
Notes to Basic Financial Statements (000's omitted)
Year Ended December 31, 2017

9. **Capital Assets (continued)**

Capital asset activity of the County's **pure waters enterprise fund** consists of the following for the year ended December 31, 2017:

Pure Waters Enterprise Fund – Capital Asset Activity					
	Beginning Balance	Increases	Decreases	Capitalization of AUC	Ending Balance
Business-type Activities:					
Nondepreciable Assets					
Land	\$ 2,371	\$ -	\$ -	\$ -	\$ 2,371
Assets under Construction	10,221	9,892	-	(5,673)	14,440
Total Nondepreciable Assets	12,592	9,892	-	(5,673)	16,811
Depreciable Assets					
Buildings	67,999	-	-	-	67,999
Infrastructure	686,553	-	-	-	686,553
Improvements other than Buildings	186,382	-	-	5,673	192,055
Machinery and Equipment	56,268	1,324	(1,079)	-	56,513
Total Depreciable Assets	997,202	1,324	(1,079)	5,673	1,003,120
Total Investments in Capital Assets	1,009,794	11,216	(1,079)	-	1,019,931
Less Accumulated Depreciation					
Buildings	(48,236)	(1,286)	-	-	(49,522)
Infrastructure	(576,900)	(22,057)	-	-	(598,957)
Improvements other than Buildings	(64,673)	(8,692)	-	-	(73,365)
Machinery and Equipment	(49,551)	(1,739)	1,056	-	(50,234)
Total Accumulated Depreciation	(739,360)	(33,774)	1,056	-	(772,078)
Capital Assets, Net	\$ 270,434	\$ (22,558)	\$ (23)	\$ -	\$ 247,853

Assets under Construction (AuC) include work in progress on buildings, improvements and infrastructure.

COUNTY OF MONROE, NEW YORK
Notes to Basic Financial Statements (000's omitted)
Year Ended December 31, 2017

10. Indebtedness and Certain Long-term Obligations

A. Short Term Indebtedness

The County had a total of \$110.7 million in outstanding notes payable as of December 31, 2017. This was comprised of \$45.7 million of bond anticipation notes (BANS) and \$65 million of revenue anticipation notes (RANS).

During 2017, the County issued a total of \$45.7 million in bond anticipation notes. \$3.3 million were to renew previously issued bond anticipation notes. \$29.4 million in new bond anticipation notes were issued for business-type activities and the remaining \$13 million in new funds were issued for various other county projects. The County also issued a total of \$65 million in revenue anticipation notes, which provided \$50 million of working capital for the general fund and \$15 million for the Hospital enterprise fund. The issuance of the revenue anticipation notes was necessary due to the delay in receiving various state and federal aid.

The following is a summary of changes in notes payable for the year ended December 31, 2017:

Changes in Notes Payable - Primary Government				
	Beginning Balance	Additions	Deductions	Ending Balance
Governmental Activities:				
Capital Project Funds-Bond Anticipation Notes	\$ 11,870	\$ 12,544	\$ (11,870)	\$ 12,544
Internal Service Funds-Bond Anticipation Notes	5,250	3,735	(5,250)	3,735
General Fund-Revenue Anticipation Notes	55,000	50,000	(55,000)	50,000
Total Governmental Activities	<u>72,120</u>	<u>66,279</u>	<u>(72,120)</u>	<u>66,279</u>
Business-type Activities:				
Solid Waste-Bond Anticipation Notes	105	80	(105)	80
Airport-Bond Anticipation Notes	-	28,385	-	28,385
Hospital-Bond Anticipation Notes	140	940	(140)	940
Hospital-Revenue Anticipation Notes	15,000	15,000	(15,000)	15,000
Total Business-type Activities	<u>15,245</u>	<u>44,405</u>	<u>(15,245)</u>	<u>44,405</u>
Total Notes Payable	<u><u>\$ 87,365</u></u>	<u><u>\$ 110,684</u></u>	<u><u>\$ (87,365)</u></u>	<u><u>\$ 110,684</u></u>

COUNTY OF MONROE, NEW YORK
Notes to Basic Financial Statements (000's omitted)
Year Ended December 31, 2017

10. **Indebtedness and Certain Long-term Obligations (continued)**

A. **Short Term Indebtedness (continued)**

The following is a summary of notes payable as of December 31, 2017:

Notes Payable – Primary Government				
	<u>Issue Date</u>	<u>Interest Rate</u>	<u>Final Maturity</u>	<u>Amount</u>
Governmental Activities:				
General Fund				
Revenue Anticipation Notes	11/9/2017	1.27%	4/9/2018	\$ 50,000
Public Improvement Bond Anticipation Notes	6/27/2017	1.36%	6/26/2018	7,884
Public Improvement Bond Anticipation Notes	12/22/2017	1.53%	6/26/2018	4,660
Internal Service Fund				
Public Improvement Bond Anticipation Notes	6/27/2017	1.36%	6/26/2018	2,800
Public Improvement Bond Anticipation Notes	12/22/2017	1.53%	6/26/2018	935
Total Governmental Activities				<u>66,279</u>
Business-type Activities:				
Solid Waste				
Public Improvement Bond Anticipation Notes	12/22/2017	1.53%	6/26/2018	80
Airport				
Public Improvement Bond Anticipation Notes	12/22/2017	1.53%	6/26/2018	28,385
Hospital				
Revenue Anticipation Notes	11/9/2017	1.27%	4/9/2018	15,000
Public Improvement Bond Anticipation Notes	12/22/2017	1.53%	6/26/2018	940
Total Business-type Activities				<u>44,405</u>
Total Notes Payable				<u><u>\$ 110,684</u></u>

COUNTY OF MONROE, NEW YORK
Notes to Basic Financial Statements (000's omitted)
Year Ended December 31, 2017

10. **Indebtedness and Certain Long-term Obligations (continued)**

B. **Long-term Liabilities**

The following is a summary of long-term liabilities for the primary government as of December 31, 2017:

Long-term Liabilities – Primary Government					
	Beginning Balance	Additions	Deductions	Current Portion	Long-term Portion
Governmental Activities:					
Capital Leases Payable	\$ 801	\$ 709	\$ (447)	\$ 370	\$ 693
Bonds Payable	625,560	39,073	(35,526)	37,099	592,008
Net Pension liability	138,907	-	(60,024)	-	78,883
Other Long-term Liabilities					
Due to New York State Retirement System	70,448	18,000	(47,503)	-	40,945
Postemployment benefits other than pension	258,333	16,907	(527)	-	274,713
Federal, State and other long-term liabilities	18,230	-	(1,307)	1,348	15,575
Compensated Absences	25,913	1,055	(22)	16,228	10,718
Total Other Long-term Liabilities	372,924	35,962	(49,359)	17,576	341,951
Total Governmental Long-term Liabilities	\$ 1,138,192	\$ 75,744	\$ (145,356)	\$ 55,045	\$ 1,013,535
Business-type Activities:					
Due to Other Funds	\$ 21,100	\$ -	\$ (1,400)	\$ -	\$ 19,700
Capital Leases Payable	5,576	-	(756)	707	4,113
Bonds Payable	182,496	9,831	(17,196)	18,585	156,546
Net Pension liability	30,378	-	(12,415)	-	17,963
Patient funds held in trust	683	105	-	-	788
Other Long-term Liabilities					
Postemployment benefits other than pension	58,590	246	(251)	-	58,585
Federal, State and other long-term liabilities	159	-	(119)	40	-
Compensated Absences	1,803	1,877	(15)	3,293	372
Total Other Long-term Liabilities	60,552	2,123	(385)	3,333	58,957
Total Business-type Long-term Liabilities	\$ 300,785	\$ 12,059	\$ (32,152)	\$ 22,625	\$ 258,067

The current portion of the amount Due to New York State Retirement System in the statement of net position represents the additional amortization payment made to the New York State Retirement System due in February 1, 2017. The current portion of compensated absences is included in accounts payable and accrued liabilities in the statement of net position. The County borrows funds on a long-term basis for the purpose of financing acquisitions of land, equipment, construction of buildings and improvements. This policy enables the cost of these capital assets to be borne by the present and future taxpayers receiving the benefit of the capital assets. The liability for long-term debt for governmental funds appears on the government-wide statements, and is shown on the reconciliation between the fund level and the government-wide statements. The liability for long-term debt for proprietary funds is presented in the statement of net position. Interest expense for business-type activities that is directly related to the enterprise fund is included as a direct function expense.

COUNTY OF MONROE, NEW YORK
Notes to Basic Financial Statements (000's omitted)
Year Ended December 31, 2017

10. **Indebtedness and Certain Long-term Obligations (continued)**

B. Long-term Liabilities (continued)

The following is a summary of changes in bonds payable for the year ended December 31, 2017:

Bonds Payable – Primary Government					
	Beginning Balance	Additions	Deductions	Ending Balance	Current Portion
Governmental Activities:					
Governmental Funds	\$ 565,020	\$ 34,702	\$ (28,590)	\$ 571,132	\$ 31,464
Internal Service Funds	60,540	4,371	(6,936)	57,975	5,635
Total Governmental Activities	<u>625,560</u>	<u>39,073</u>	<u>(35,526)</u>	<u>629,107</u>	<u>37,099</u>
Business-type Activities:					
Solid Waste	6,105	235	(1,086)	5,254	1,102
Airport	13,043	-	(1,355)	11,688	1,300
Hospital	12,422	1,404	(2,228)	11,598	2,339
Pure Waters	150,926	9,213	(13,548)	146,591	13,844
Total Business-type Activities	<u>182,496</u>	<u>10,852</u>	<u>(18,217)</u>	<u>175,131</u>	<u>18,585</u>
Total Bonds Payable	<u><u>\$ 808,056</u></u>	<u><u>\$ 49,925</u></u>	<u><u>\$ (53,743)</u></u>	<u><u>\$ 804,238</u></u>	<u><u>\$ 55,684</u></u>

COUNTY OF MONROE, NEW YORK
Notes to Basic Financial Statements (000's omitted)
Year Ended December 31, 2017

10. **Indebtedness and Certain Long-term Obligations (continued)**

B. **Long-term Liabilities (continued)**

The following is a summary of serial bonded indebtedness for the year ended December 31, 2017:

Bonds Payable – Primary Government					
	<u>Original Amount</u>	<u>Date of Bonds</u>	<u>Interest Rate Percent</u>	<u>Final Maturity</u>	<u>Outstanding Amount</u>
Governmental Activities:					
Governmental Funds					
<u>Bonds issued by the County</u>					
PI Refunding-1996-Series A	56,613	12/1/1996	6.00	2019	873
PI-2002 CABS	61,091	3/14/2002	4.93/4.96	2019	912
PI-2009-A	27,253	7/14/2009	4.00/5.00	2029	9,653
PI-2010	38,812	7/13/2010	3.00/4.375	2030	19,730
GO Refunding Bonds - 2012	35,299	4/3/2012	3.75/5.00	2023	6,607
PI-2012	30,350	6/27/2012	4.00/5.00	2031	19,342
Public Stadium Refunding 2014	8,630	10/15/2014	2.09/3.59	2024	6,230
PI Refunding Bonds - 2015-A	22,426	3/26/2015	3.00/5.00	2027	15,520
PI Refunding Bonds - 2015-B	827	3/26/2015	4.00	2024	827
PI- 2015	35,606	6/30/2015	3.00/5.00	2033	29,404
PI-2016	15,021	6/29/2016	2.00/5.00	2031	15,098
PI-2016-B	72,099	10/27/2016	3.00/5.00	2034	66,763
PI-2017	21,016	6/27/2017	3.00/5.00	2032	21,616
					<u>212,575</u>
Add: Accretion of capital appreciation bonds					1,103
Unamortized bond premium					<u>20,747</u>
Total Bonds Issued by the County					<u>234,425</u>
<u>Bonds Issued by MTASC</u>					
MTASC Series 2005	157,720	8/25/2005	5.00/6.65	2060	133,201
MTASC Series 2006	14,579	2/7/2006	7.70	2061	14,579
MTASC Series 2010	63,100	6/1/2010	6.25	2060	63,100
					<u>210,880</u>
Add: Accretion of capital appreciation bonds					57,402
Less: Unamortized bond discount					<u>(1,971)</u>
Total Bonds Issued by MTASC					<u>\$ 266,311</u>

*PI: Public Improvement, GO: General Obligation

COUNTY OF MONROE, NEW YORK
Notes to Basic Financial Statements (000's omitted)
Year Ended December 31, 2017

10. **Indebtedness and Certain Long-term Obligations (continued)**

B. **Long-term Liabilities (continued)**

Bonds Payable – Primary Government (continued)					
	<u>Original Amount</u>	<u>Date of Bonds</u>	<u>Interest Rate Percent</u>	<u>Final Maturity</u>	<u>Outstanding Amount</u>
Governmental Activities (continued):					
<u>Bonds Issued by the County for Monroe Community College (MCC)</u>					
PI-2002 CABS	10,506	3/14/2002	4.93/4.96	2019	31
PI-2009-A	7,910	7/14/2009	4.00/5.00	2029	4,400
PI-2010	5,300	7/13/2010	3.00/4.375	2030	3,659
GO Refunding Bonds - 2012	7,792	4/3/2012	3.75/5.00	2022	1,790
PI-2012	6,778	6/27/2012	4.00/5.00	2031	3,466
PI Refunding - 2015-A	624	3/26/2015	3.00/5.00	2025	473
PI Refunding - 2015-B	37	3/26/2015	4.00	2024	37
PI-2015	16,790	6/30/2015	3.00/5.00	2035	14,130
PI-2016	15,564	6/29/2016	2.00/5.00	2036	15,536
PI-2016-B	13,000	10/27/2016	3.00/5.00	2036	13,000
PI-2017	8,000	6/27/2017	3.00/5.00	2037	8,000
					<u>64,522</u>
Add: Unamortized bond premium					<u>5,874</u>
Total Bonds Issued by the County for MCC					<u>70,396</u>
Total Governmental Funds					<u>571,132</u>
<u>Internal Service Funds</u>					
PI Refunding-1996-Series A	6,128	12/1/1996	6.00	2019	77
PI-2009-A	10,590	7/14/2009	4.00/5.00	2029	4,851
PI-2010	24,088	7/13/2010	3.00/4.375	2030	16,523
GO Refunding Bonds - 2012	3,621	4/3/2012	5.00	2019	303
PI-2012	12,918	6/27/2012	3.00/5.00	2031	8,788
PI Refunding - 2015-A	8,116	3/26/2015	4.00/5.00	2027	6,423
PI Refunding - 2015-B	251	3/26/2015	4.00	2024	251
PI-2015	10,199	6/30/2015	3.00/5.00	2031	8,434
PI-2016	5,997	6/29/2016	2.00/5.00	2035	4,778
PI-2016-B	125	10/27/2016	5.00	2022	125
PI-2017	4,500	6/27/2017	5.00	2037	3,900
					<u>54,453</u>
Add: Unamortized bond premium					<u>3,522</u>
Total Internal Service Funds					<u>57,975</u>
Total Governmental Activities					<u>\$ 629,107</u>

*PI: Public Improvement, GO: General Obligation

COUNTY OF MONROE, NEW YORK
Notes to Basic Financial Statements (000's omitted)
Year Ended December 31, 2017

10. **Indebtedness and Certain Long-term Obligations (continued)**

B. **Long-term Liabilities (continued)**

Bonds Payable – Primary Government (continued)					
	Original Amount	Date of Bonds	Interest Rate Percent	Final Maturity	Outstanding Amount
Business-type Activities:					
Bonds issued by the County					
<u>Solid Waste Fund</u>					
PI Refunding-1996-Series A	46,343	12/1/1996	6.00	2019	101
PI-2009-A	665	7/14/2009	4.00	2018	30
GO Refunding Bonds - 2012	81	4/3/2012	5.00	2019	23
PI-2012	2,009	6/27/2012	3.00/5.00	2031	1,248
PI Refunding - 2015-A	2,107	3/26/2015	4.00/5.00	2025	1,649
PI Refunding - 2015-B	127	3/26/2015	4.00	2024	127
PI-2015	1,470	6/30/2015	3.00/5.00	2035	956
PI-2016	772	6/29/2016	4.00/5.00	2021	620
PI-2017	105	6/27/2017	5.00	2020	105
					<u>4,859</u>
Add: Unamortized bond premium					<u>395</u>
Total Solid Waste Fund					<u>5,254</u>
<u>Airport Fund</u>					
PI-2009-B	14,200	7/14/2009	5.00/5.25	2029	8,770
GO Refunding Bonds - 2012	2,942	4/3/2012	3.75/5.00	2023	1,046
PI Refunding - 2015-A	1,748	3/26/2015	4.00/5.00	2025	1,288
PI Refunding - 2015-B	101	3/26/2015	4.00	2024	101
					<u>11,205</u>
Add: Unamortized bond premium					<u>483</u>
Total Airport Fund					<u>\$ 11,688</u>

*PI: Public Improvement, GO: General Obligation

COUNTY OF MONROE, NEW YORK
Notes to Basic Financial Statements (000's omitted)
Year Ended December 31, 2017

10. Indebtedness and Certain Long-term Obligations (continued)

B. Long-term Liabilities (continued)

Bonds Payable – Primary Government (continued)					
	Original Amount	Date of Bonds	Interest Rate Percent	Final Maturity	Outstanding Amount
Business-type Activities (continued):					
Bonds issued by the County					
<u>Hospital Fund</u>					
PI-2009-A	\$ 2,382	7/14/2009	4.00/5.00	2023	\$ 671
PI-2010	1,560	7/13/2010	3.00/4.00	2025	375
GO Refunding Bonds - 2012	2,350	4/3/2012	5.00	2019	618
PI-2012	5,660	6/27/2012	3.00/5.00	2027	2,146
PI Refunding - 2015-A	866	3/26/2015	4.00/5.00	2025	628
PI Refunding - 2015-B	43	3/26/2015	4.00	2024	43
PI-2015	4,065	6/30/2015	3.00/5.00	2035	2,984
PI-2016	1,920	6/29/2016	2.00/5.00	2031	1,829
PI-2016-B	226	10/27/2016	5.00	2018	182
PI-2017	1,245	6/27/2017	4.00/5.00	2031	1,245
					<u>10,721</u>
Add: Unamortized bond premium					<u>877</u>
Total Hospital Fund					<u>11,598</u>
<u>Pure Waters Fund</u>					
PI Refunding-1996-Series A	46,343	12/1/1996	6.00	2019	5,394
EI Bonds-1999	16,046	3/31/1999	4.905	2018	965
EI Bonds-2001	19,999	7/26/2001	4.894/5.154	2021	4,930
EI Bonds-2002	2,287	3/14/2002	4.622/4.982	2021	540
PI-2009-A	18,300	7/14/2009	4.00/5.00	2029	11,829
PI-2010	14,955	7/13/2010	3.00/4.375	2030	10,828
GO Refunding Bonds - 2012	4,490	4/3/2012	3.75/5.00	2023	1,413
PI-2012	21,950	6/27/2012	3.00/5.00	2031	17,470
PI-2014	22,920	7/2/2014	2.00/5.00	2034	20,215
PI Refunding - 2015-A	25,643	3/26/2015	4.00/5.00	2027	20,905
PI Refunding - 2015-B	714	3/26/2015	4.00	2024	714
PI-2015	16,900	6/30/2015	3.00/5.00	2035	15,737
PI-2016	16,147	6/29/2016	2.00/5.00	2036	15,464
PI-2016-B	3,615	10/27/2016	3.00/5.00	2036	3,610
PI-2017	8,359	6/27/2017	3.00/5.00	2037	8,359
					<u>138,373</u>
Add: Unamortized bond premium					<u>8,218</u>
Total Pure Waters Fund					<u>146,591</u>
Total Business-type Activities					<u>\$ 175,131</u>
Total Primary Government					<u>\$ 804,238</u>

*PI: Public Improvement, GO: General Obligation, EI: Environmental Improvement

COUNTY OF MONROE, NEW YORK
Notes to Basic Financial Statements (000's omitted)
Year Ended December 31, 2017

10. **Indebtedness and Certain Long-term Obligations (continued)**

C. **Future Debt Service**

The following is a schedule of annual principal and interest payments on bonds outstanding for the primary government as of December 31, 2017:

Principal and Interest Payments – Primary Government							
	Governmental Activities		Business-type Activities				Total Primary Government
	Governmental Funds	Internal Service	Solid Waste	Airport	Hospital	Pure Waters	
Principal							
2018	\$ 31,464	\$ 5,635	\$ 1,102	\$ 1,300	\$ 2,339	\$ 13,844	\$ 55,684
2019	31,150	6,103	1,101	1,114	1,843	13,189	54,500
2020	29,645	5,765	654	1,018	1,436	10,387	48,905
2021	27,113	5,627	506	1,035	1,297	10,592	46,170
2022	22,814	5,266	439	896	1,056	9,248	39,719
2023-2027	100,315	18,796	833	4,342	2,064	43,655	170,005
2028-2032	34,047	7,243	164	1,500	493	27,049	70,496
2033-2037	12,695	18	60	-	193	10,409	23,375
2038-2042	118,755	-	-	-	-	-	118,755
2043-2047	35,465	-	-	-	-	-	35,465
2048-2052	5,386	-	-	-	-	-	5,386
2053-2057	8,923	-	-	-	-	-	8,923
2058-2061	30,205	-	-	-	-	-	30,205
Total Principal	487,977	54,453	4,859	11,205	10,721	138,373	707,588
Interest							
2018	22,015	2,627	204	533	465	5,690	31,534
2019	19,275	2,242	148	472	341	4,864	27,342
2020	17,694	1,935	105	417	261	4,299	24,711
2021	16,362	1,629	77	366	194	3,786	22,414
2022	15,215	1,340	55	318	137	3,323	20,388
2023-2027	61,892	3,306	101	915	260	10,646	77,120
2028-2032	46,813	441	22	74	70	3,683	51,103
2033-2037	43,203	1	3	-	10	557	43,774
2038-2042	35,192	-	-	-	-	-	35,192
2043-2047	4,433	-	-	-	-	-	4,433
2048-2052	66,578	-	-	-	-	-	66,578
2053-2057	193,791	-	-	-	-	-	193,791
2058-2061	1,531,395	-	-	-	-	-	1,531,395
Total Interest	2,073,858	13,521	715	3,095	1,738	36,848	2,129,775
Total Principal and Interest	\$ 2,561,835	\$ 67,974	\$ 5,574	\$ 14,300	\$ 12,459	\$ 175,221	\$ 2,837,363

Approximately \$376 million of the total principal is anticipated to be financed by user charges or tobacco settlement revenues. The remainder will be financed through the real property tax levy, general County revenues or existing reserves available for the retirement of debt. All proprietary fund debt is secured by the County's full faith and credit. Included in the interest payments for 2058-2061 are the tobacco settlement capital appreciation bonds maturing in 2061.

COUNTY OF MONROE, NEW YORK
Notes to Basic Financial Statements (000's omitted)
Year Ended December 31, 2017

11. Leases

Capital Lease Agreements

The following is a schedule of the future minimum lease payments for equipment leases capitalized together with the present value of the net minimum lease payments as of December 31, 2017:

	Capital Lease Agreements					Total
	Governmental Activities			Business-		
	General Fund	Special Revenue Funds		Type Activities		
		Road	Library	Hospital		
Year						
2018	\$ 324	\$ 9	\$ 42	\$ 951	\$ 1,326	
2019	317	-	40	952	1,309	
2020	142	-	39	952	1,133	
2021	142	-	-	952	1,094	
2022	14	-	-	952	966	
2023	-	-	-	952	952	
Total minimum lease payments	<u>939</u>	<u>9</u>	<u>121</u>	<u>5,711</u>	<u>6,780</u>	
Less amounts representing interest (rates ranging from 2.0% to 3.1%)	(2)	-	(4)	(891)	(897)	
Net minimum lease payments	<u><u>\$ 937</u></u>	<u><u>\$ 9</u></u>	<u><u>\$ 117</u></u>	<u><u>\$ 4,820</u></u>	<u><u>\$ 5,883</u></u>	

The Hospital entered into a lease agreement through Siemens with Premier National Investment Company, a subsidiary of Manufacturers and Traders Trust Company (M&T), on August 7, 2007, for energy enhancements at the Hospital. The lease agreement has been recognized with an initial value of \$10.1 million and accumulated amortization of \$5.7 million at December 31, 2017.

COUNTY OF MONROE, NEW YORK
Notes to Basic Financial Statements (000's omitted)
Year Ended December 31, 2017

12. Employee Pension

A. Employee Pension Plans

The County participates in the New York State and Local Employees' Retirement System (ERS) and New York State Police and Firefighters Retirement System (PFRS). Both ERS and PFRS are cost-sharing multiple-employee retirement plans that provide retirement benefits as well as death and disability benefits. Obligations of employers and employees to contribute and benefits to employees are governed by the New York State Retirement and Social Security Law (NYSRSSL). As set forth in the NYSRSSL, the Comptroller of the State of New York (Comptroller) serves as sole trustee and administrative head of ERS and PFRS. The Comptroller shall adopt and may amend rules and regulations for the administration and transaction of the business of ERS and PFRS and for the custody and control of their funds. ERS and PFRS issue publicly available financial reports that include financial statements and required supplementary information. These reports may be obtained by writing to the New York State and Local Retirement Systems, 110 State Street, Albany, NY 12244-0001.

ERS and PFRS are noncontributory except for employees who joined the New York State and Local Employee's Retirement System between July 28, 1976 and December 31, 2009 and have less than ten years of credited service. These members contribute 3% of their salary. Prior to October 2000, all County and MCC employees who joined between July 28, 1976 and December 31, 2009 were required to contribute 3%, but the laws were modified to forgive the 3% contribution for those with ten or more years of service time. All members who joined between January 1, 2010 and March 31, 2012 are required to contribute 3% of their salary for the duration of service. Effective April 1, 2012 all members joining the system are required to contribute 3% of their salary for the duration of service. This contribution rate remained in effect through March 31, 2013. Beginning April 1, 2013 those members having joined as of April 1, 2012 and subsequently have their contribution rates vary from 3% to 6% based on their level of annualized wages for the duration of service. Under the authority of the NYSRSSL, the Comptroller shall certify annually the rates expressed as proportions of payroll of members, which shall be used in computing the contributions required to be made by employers to the pension accumulation fund.

The County is required to contribute at an actuarially determined rate. The required contributions for the current year and two preceding years for ERS and PFRS were as follows:

**Required Contributions for
ERS and PFRS**

Year		ERS		PFRS
2017	\$	46,975	\$	384
2016		39,810		351
2015		38,112		353

The County's contributions made to ERS and PFRS were equal to 100% of the contributions required for each year, net of those portions elected to be amortized.

COUNTY OF MONROE, NEW YORK
Notes to Basic Financial Statements (000's omitted)
Year Ended December 31, 2017

12. Employee Pension (continued)

A. Employee Pension Plans (continued)

ERS and PFRS, effective with Chapter 260, Laws of 2004, changed the payment due date for participating employers from December 15th of the current year to February 1st of the subsequent year. In addition, the change in the Law provided participating employers alternative financing options. These options included: (1) amortizing a portion of the pension cost, based on a graduated scale, with the ERS or PFRS over 5 or 10 years, interest for the amortization is based on a rate established by the Comptroller using current market rates; (2) allowing participating employers to bond the costs.

ERS and PFRS, effective with Chapter 57, Laws of 2010, initiated the employer contribution stabilization program. This provided the option of amortizing a portion of the pension cost over 10 years. The Chapter 57 Laws, in 2013, allowed for an alternate program allowing the option of amortizing over 12 years. Interest for the amortization is based on a rate established by the Comptroller using current market rates. In the years 2010 through 2012, in accordance with Chapter 57 Laws, the County elected to amortize a portion of retirement costs over 10 years. In the years 2013 through 2016, in accordance with Chapter 57 Laws, the County elected to amortize a portion of retirement costs over 12 years.

The County elected to prepay the retirement system invoice of \$47.0 million on December 15, 2017. Due to this, \$8.9 million of the payment represents a prepaid expense as of December 31, 2017. This amount covers the period through March 31, 2018, which is the end of the State's fiscal year. By activity, the prepaid expense is allocated as follows: \$7.4 million in the governmental activities and \$1.5 million in the business-type activities. In addition, the County made a payment of \$18 million in February, 2018 to pay down a portion of the outstanding Chapter 57 Elective Deferral amounts. This is shown as a current liability, representing the payable due as of December 31, 2017. The following is a breakdown of the retirement liability as of December 31, 2017 by activity:

	Year	Chapter 57 Elective Deferral
Governmental Activities:		
	2018	\$ 18,000
	2019	3,833
	2020	3,964
	2021	4,099
	2022	4,237
	2023	4,381
	2024	4,530
	2025	4,685
	2026	4,843
	2027	3,745
	2028	1,916
	2029	712
		<u>58,945</u>
Total Retirement Liability		<u><u>\$ 58,945</u></u>

COUNTY OF MONROE, NEW YORK
Notes to Basic Financial Statements (000's omitted)
Year Ended December 31, 2017

12. Employee Pension (continued)

B. Pension Liabilities, Pension Expense, and Deferred Outflows/Inflows of Resources Related to Pensions

At December 31, 2017, the County reported a net pension liability of \$96.0 million and \$0.8 million for its proportionate share of the ERS and PFRS net pension liability, respectively. Of the \$96.0 million total, \$78.9 million is attributable to governmental activities and \$17.1 million to business-type activities.

The net pension liability was measured as of March 31, 2017, and the total pension liability used to calculate the net pension liability was determined by the actuarial valuation as of April 1, 2016. The County's proportion of the net pension liability was based on a projection of The County's long-term share of contributions to the pension plan relative to the projected contributions of all participating members, actuarially determined.

At December 31, 2017, the County's proportionate share was 1.03% and 0.04% for ERS and PFRS, respectively.

For the year ended December 31, 2017, the County recognized pension expense of \$51.0 million and \$481 thousand for ERS and PFRS, respectively.

The County reported deferred outflows/inflows of resources related to pensions from the following sources:

ERS			
	Deferred Outflows of Resources		
	Governmental Activities	Business-type Activities	Total
Differences between expected and actual experience	\$ 1,976	\$ 431	\$ 2,407
Changes of assumptions	26,932	5,882	32,814
Net difference between projected and actual earnings on pension plan investments	15,745	3,439	19,184
Changes in proportion and differences between the County's contributions and proportionate share of contributions	-	-	-
Contributions subsequent to the measurement date	22,475	4,909	27,384
Total	<u>\$ 67,128</u>	<u>\$ 14,661</u>	<u>\$ 81,789</u>
	Deferred Inflows of Resources		
	Governmental Activities	Business-type Activities	Total
Differences between expected and actual experience	\$ 12,061	\$ 2,524	\$ 14,585
Changes of assumptions	-	-	-
Net difference between projected and actual earnings on pension plan investments	-	-	-
Changes in proportion and differences between the County's contributions and proportionate share of contributions	11,029	2,309	13,338
Total	<u>\$ 23,090</u>	<u>\$ 4,833</u>	<u>\$ 27,923</u>

COUNTY OF MONROE, NEW YORK
Notes to Basic Financial Statements (000's omitted)
Year Ended December 31, 2017

12. Employee Pension (continued)

B. Pension Liabilities, Pension Expense, and Deferred Outflows/Inflows of Resources Related to Pensions (continued)

PFRS			
	Deferred Outflows of Resources		
	Governmental Activities	Business-type Activities	Total
Differences between expected and actual experience	\$ -	\$ 105	\$ 105
Changes of assumptions	-	394	394
Net difference between projected and actual earnings on pension plan investments	-	119	119
Changes in proportion and differences between the County's contributions and proportionate share of contributions	-	31	31
Contributions subsequent to the measurement date	-	288	288
Total	<u>\$ -</u>	<u>\$ 937</u>	<u>\$ 937</u>
	Deferred Inflows of Resources		
	Governmental Activities	Business-type Activities	Total
Differences between expected and actual experience	\$ -	\$ 138	\$ 138
Changes of assumptions	-	-	-
Net difference between projected and actual earnings on pension plan investments	-	-	-
Changes in proportion and differences between the County's contributions and proportionate share of contributions	-	22	22
Total	<u>\$ -</u>	<u>\$ 160</u>	<u>\$ 160</u>

The County recognized \$27.4 million and \$288 thousand reported as deferred outflows of resources related to pensions resulting from contributions subsequent to the measurement date of March 31, 2017 for ERS and PFRS respectively. These amounts will be recognized as a reduction of the net pension liability in the year ended December 31, 2018. Other amounts reported as deferred outflows of resources and deferred inflows of resources related to pensions will be recognized in pension expense for ERS and PFRS, respectively as follows:

COUNTY OF MONROE, NEW YORK
Notes to Basic Financial Statements (000's omitted)
Year Ended December 31, 2017

12. Employee Pension (continued)

B. Pension Liabilities, Pension Expense, and Deferred Outflows/Inflows of Resources Related to Pensions (continued)

ERS			
	Governmental Activities	Business-type Activities	Total
Plan's Year Ended March 31:			
2018	\$ 11,097	\$ 2,532	\$ 13,629
2019	11,097	2,532	13,629
2020	10,981	2,505	13,486
2021	<u>(11,613)</u>	<u>(2,650)</u>	<u>(14,263)</u>
Total	<u>\$ 21,562</u>	<u>\$ 4,919</u>	<u>\$ 26,481</u>

PFRS			
	Governmental Activities	Business-type Activities	Total
Plan's Year Ended March 31:			
2018	\$ -	\$ 161	\$ 161
2019	-	161	161
2020	-	152	152
2021	-	(5)	(5)
2022	<u>-</u>	<u>20</u>	<u>20</u>
Total	<u>\$ -</u>	<u>\$ 489</u>	<u>\$ 489</u>

COUNTY OF MONROE, NEW YORK
Notes to Basic Financial Statements (000's omitted)
Year Ended December 31, 2017

12. Employee Pension (continued)

B. Pension Liabilities, Pension Expense, and Deferred Outflows/Inflows of Resources Related to Pensions (continued)

Actuarial Assumptions

The total pension liability at March 31, 2017 was determined by using an actuarial valuation as of April 1, 2016, with update procedures used to roll forward the total pension liability to March 31, 2017.

The actuarial valuation used the following actuarial assumptions for both the ERS and PFRS:

Actuarial Cost Method	Entry age	Normal
Interest rate		7.0%
Salary scale		3.8%
Decrement tables		April 1, 2010 – March 31, 2015 System's experience
Inflation rate		2.5%

Long-term Rate of Return

The long-term expected rate of return on pension plan investments was determined in accordance with Actuarial Standard of practice (ASOP) No. 27, Selection of Economic Assumptions for Measuring Pension Obligations. ASOP No. 27 provides guidance on the selection of an appropriate assumed investment rate of return. Consideration was given to expect future real rates of return (expected returns, net of pension plan investment expense and inflation) for equities and fixed income as well as historical investment data and plan performance.

Best estimates of arithmetic real rates of return for each major asset class included in the target asset allocation as of March 31, 2017 are summarized below:

<u>Asset Type</u>	<u>Target Allocations in %</u>	<u>Long-Term Expected Real Rate of Return in %</u>
Domestic Equity	36	4.55
International Equity	14	6.35
Private Equity	10	7.75
Real Estate	10	5.80
Absolute Return	2	4.00
Opportunistic Portfolio	3	5.89
Real Asset	3	5.54
Bonds & Mortgages	17	1.31
Cash	1	-0.25
Inflation-Indexed Bonds	4	1.50
	<u>100</u>	

Discount Rate

The discount rate used to calculate the total pension liability was 7.0%. The projection of cash flows used to determine the discount rate assumes that contributions from plan members will be made at the current contribution rates and that contributions from employers will be made at statutorily required rates, actuarially. Based upon the assumptions, the Plan's fiduciary net position was projected to be available to make all projected future benefit payments of current plan members. Therefore the long term expected rate of return on pension plan investments was applied to all periods of projected benefit payments to determine the total pension liability.

COUNTY OF MONROE, NEW YORK
Notes to Basic Financial Statements (000's omitted)
Year Ended December 31, 2017

12. Employee Pension (continued)

B. Pension Liabilities, Pension Expense, and Deferred Outflows/Inflows of Resources Related to Pensions (continued)

Sensitivity of the Proportionate Share of the Net Pension Liability to the Discount Rate Assumption

The following presents the County's proportionate share of the net pension liability calculated using the discount rate of 7.0%, as well as what the County's proportionate share of the net pension liability would be if it were calculated using a discount rate that is 1% lower (6.0%) or 1% higher (8.0%) than the current rate:

ERS			
	1% decrease 6.00%	Current Discount 7.00%	1% Increase 8.00%
Proportionate Share of Net Pension Liability	\$ 306,753	\$ 96,046	\$ (82,106)

PFRS			
	1% decrease 6.00%	Current Discount 7.00%	1% Increase 8.00%
Proportionate Share of Net Pension Liability	\$ 2,267	\$ 799	\$ (431)

Pension Plan Fiduciary Net Position

The components of the current-year net pension liability of the employers as of March 31, 2017 for ERS and PFRS respectively follow:

ERS			
	Pension Plan's Fiduciary Net Position	County's proportionate share of Plan's Fiduciary Net Position	County's allocation percentage as determined by the Plan
Total pension liability	\$ 177,400,586	\$ 1,813,347	1.03%
Net position	(168,004,363)	(1,717,301)	
Net pension liability (asset)	\$ 9,396,223	\$ 96,046	
Fiduciary net position as a percentage of total pension liability	94.7%	94.7%	

PFRS			
	Pension Plan's Fiduciary Net Position	County's proportionate share of Plan's Fiduciary Net Position	County's allocation percentage as determined by the Plan
Total pension liability	\$ 31,670,483	\$ 12,209	0.04%
Net position	(29,597,830)	(11,410)	
Net pension liability (asset)	\$ 2,072,653	\$ 799	
Fiduciary net position as a percentage of total pension liability	93.5%	93.5%	

COUNTY OF MONROE, NEW YORK
Notes to Basic Financial Statements (000's omitted)
Year Ended December 31, 2017

13. Post-Employment Health Care Benefits

Plan Description

The County administers a single-employer defined benefit healthcare plan. The plan provides lifetime healthcare, medical and dental insurance benefits for eligible retirees and their spouses. Eligibility requirements and benefit provisions are established through negotiations between the County and the various collective bargaining units and their employment agreements. The plan does not issue a publicly available financial report.

Funding Policy

The obligations of the plan are negotiated between the County and the applicable union representatives. The required contribution rates of the County and the members vary depending on the applicable agreement. The County currently contributes the amounts required to satisfy current obligations on a pay-as-you-go basis which for 2017 was \$26.7 million. The costs of administering the plan are paid by the County.

Annual OPEB Cost and Net OPEB Obligation

The County's annual OPEB cost is calculated based on the annual required contribution of the employer (ARC), an amount actuarially determined in accordance with generally accepted accounting principles. The ARC represents a level of funding that, if paid on an ongoing basis, is projected to cover normal cost each year plus the amortization of the unfunded actuarial accrued liability over a period not to exceed thirty years. The following table shows the components of the County's annual OPEB cost for the year, the amount actually contributed to the plan, and the changes in the County's net OPEB obligation:

Annual OPEB Cost			
	<u>Governmental Activities</u>	<u>Business-type Activities</u>	<u>Total Primary Government</u>
Annual Required Contribution (ARC)	\$ 43,358	\$ 5,363	\$ 48,721
Interest on Net OPEB Obligation	10,333	2,344	12,677
Adjustments to ARC	(14,939)	(3,388)	(18,327)
Annual OPEB cost	<u>38,752</u>	<u>4,319</u>	<u>43,071</u>
Contributions made	(22,372)	(4,329)	(26,701)
Increase (decrease) in Net OPEB Obligation	16,380	(10)	16,370
Net OPEB Obligation – 12/31/16	<u>258,333</u>	<u>58,584</u>	<u>316,917</u>
Net OPEB Obligation – 12/31/17	<u>\$ 274,713</u>	<u>\$ 58,574</u>	<u>\$ 333,287</u>
Net OPEB Obligation – 12/31/15	<u>\$ 207,979</u>	<u>47,715</u>	<u>\$ 255,694</u>
Annual OPEB Cost:			
2017	\$ 38,752	\$ 4,319	\$ 43,071
2016	73,972	15,531	89,503
2015	74,928	15,732	90,660
Percentage of Annual OPEB cost contributed:			
2017	57.73%	100.21%	61.99%
2016	31.93%	30.02%	31.60%
2015	28.40%	28.00%	28.40%

COUNTY OF MONROE, NEW YORK
Notes to Basic Financial Statements (000's omitted)
Year Ended December 31, 2017

13. Post-Employment Health Care Benefits (continued)

The net OPEB obligation at December 31, 2017 is recorded as follows:

	Governmental Activities	Business-type Activities	Total Primary Government
Current assets – other	\$ -	\$ (11)	\$ (11)
Other long-term liabilities	274,713	58,585	333,298
Net OPEB Obligation	\$ 274,713	\$ 58,574	\$ 333,287

Funded Status and Funding Progress

The projection of future benefits for an ongoing plan involves estimates of the value of reported amounts and assumptions about the probability of occurrence of events far into the future. Examples include assumptions about future employment, mortality, and the healthcare cost trend. Amounts determined regarding the funded status of the plan and the annual required contributions of the employer are subject to continual revision as actual results are compared with past expectations and new estimates are made about the future.

Actuarial Methods and Assumptions

Projections of benefits for financial reporting purposes are based on the substantive plan as understood by the employer and plan members and include the types of benefits provided at the time of the valuation and the historical pattern of sharing of benefit costs between the employer and plan members to that point. The actuarial methods and assumptions used include techniques that are designed to reduce the effects of short-term volatility in actuarial accrued liabilities and the actuarial value of assets, consistent with the long-term perspective of the calculations.

The following methods and assumptions were used:

Measurement Date	December 31, 2017
Actuarial Cost Method	Projected Unit Credit
Discount Rate	4%
Inflation Rate	3%
Health Care Trend Rates	9.0%, decreasing by 0.5% each year until 2026; 5.0% thereafter
Amortization Period	30 years
Amortization Method	Level Dollar
Amortization Basis	Open

COUNTY OF MONROE, NEW YORK
Notes to Basic Financial Statements (000's omitted)
Year Ended December 31, 2017

14. Interfund Activity

Interfund activity is reported as loans, services provided, and reimbursements or transfers. Loans are reported as interfund receivables and payables, as appropriate, and are subject to elimination upon consolidation. Services provided, deemed to be at market or near-market rates, are treated as revenues and expenses. Reimbursements occur when one fund incurs a cost, charges the appropriate benefiting fund and recognizes revenue. All other interfund transactions are treated as transfers.

A. Receivables and Payables

Ninety seven percent of the total amount of receivables and payables is a result of the overdraft of other funds' share of pooled cash, and three percent is a result of initial financing of capital projects. The following is a summary of interfund receivables and payables as of December 31, 2017:

Interfund Payables and Receivables			
	Interfund Receivables		
	Governmental Activities		
	General Fund	Special Revenue	Total
Interfund Payables			
Governmental Activities:			
Major Governmental Funds			
Capital Projects	\$ 1,817	\$ 3,575	\$ 5,392
Nonmajor Governmental Funds			
Special Revenue - Road	9,650	-	9,650
Total Governmental Activities	11,467	3,575	15,042
Business-type Activities:			
Solid Waste	19,700	-	19,700
Airport	1,550	-	1,550
Energy	1,500	-	1,500
Total Business-type Activities	22,750	-	22,750
Total Interfund Payables and Receivables	\$ 34,217	\$ 3,575	\$ 37,792

COUNTY OF MONROE, NEW YORK
Notes to Basic Financial Statements (000's omitted)
Year Ended December 31, 2017

14. Interfund Activity (continued)

B. Transfers

One hundred percent of transfers to road and library funds were from revenues collected in the general fund to finance various programs within the road and library funds. One hundred percent of transfers to the debt service fund are the result of moving receipts restricted to debt service to fund debt service payments as they come due.

Transfers between fund types for items which would not be reported at fund level are not displayed below. For the year ended December 31, 2017 those include a transfer out reported in Solid Waste of \$122 thousand relating to debt reported on government wide and a transfer in reported in Internal Service of \$1.2 million for debt reported on government wide.

The following is a summary of interfund transfers for the year ended December 31, 2017:

Interfund Transfers From:	Governmental Activities					
	Interfund Transfers to:					
	Non-major Governmental Funds		Debt Service Funds	Capital Project Funds	Internal Service Funds	Total
	Special Revenue Funds	Library				
Road	Library					
Governmental Activities:						
Major Governmental Funds						
General Fund	\$ 14,049	\$ 7,014	\$ 26,520	\$ 10,845	\$ 1,100	\$ 59,528
Capital Projects	-	-	6,453	-	105	6,558
Total Major Governmental Funds	14,049	7,014	32,973	10,845	1,205	66,086
Nonmajor Governmental Funds						
Special Revenue						
Road	-	-	12,627	-	-	12,627
Library	-	-	244	-	-	244
Debt Service	-	-	-	403	-	403
Total Nonmajor Governmental Funds	-	-	12,871	403	-	13,274
Internal Service	-	-	2,373	3,594	-	5,967
Total Governmental Activities	14,049	7,014	48,217	14,842	1,205	85,327
Business-type Activities:						
Hospital	-	-	751	-	-	751
Total Business-type Activities	-	-	751	-	-	751
Total Transfers	\$ 14,049	\$ 7,014	\$ 48,968	\$ 14,842	\$ 1,205	\$ 86,078

15. Miscellaneous Revenue

For the year ended December 31, 2017, the miscellaneous revenue for the primary government is \$14.2 million, consisting of \$5.4 million for governmental activities and \$8.8 million for business-type activities. This includes \$6.5 million in the solid waste fund for the sale of recycled materials and waste refuse complex fees and \$2.1 million in the hospital fund, consisting primarily of rental fees.

16. Federal and State Funded Programs

The County participates in a number of Federal and New York State grant and assistance programs. These programs are subject to financial and compliance audits by the grantors or their representatives. The amount, if any, of expenditures which may be disallowed by the granting agencies cannot be determined at this time, although the County expects such amounts, if any, to be immaterial. Expenditures disallowed by completed audits have generally been immaterial in nature and, accordingly, have been reflected as adjustments to revenues in the year the expenditure was determined to be unallowable.

COUNTY OF MONROE, NEW YORK
Notes to Basic Financial Statements (000's omitted)
Year Ended December 31, 2017

17. Risk Management/Insurance

The County is exposed to various risks of loss related to torts; theft of, damage to, and destruction of assets; errors and omissions; injuries to employees; and natural disasters. The internal service fund (risk management fund) is used to account for and finance the County's uninsured risks of loss. Under this program, the risk management fund provides self-insurance coverage for up to a maximum of \$2 million for each Workers' Compensation claim. The County purchases commercial insurance for claims in excess of self-insurance coverage provided by the fund and all other risks of loss. In 2014, the County became self-insured for medical claims.

In addition to the self-insured risks noted above, the County is also self-insured for any malpractice claims against the Hospital. As of December 31, 2017 there were no material claims pending against the Hospital. The County is a defendant in various claims and litigation. Because actual claim liabilities depend on such complex factors as inflation, changes in legal doctrines and damage awards, it is not possible to determine an exact measure of claim liabilities. The County Attorney is responsible for analyzing the County's claims and providing an opinion regarding the County's ability to cover its liabilities in the self-insurance program. Based on the analysis for the year ending December 31, 2017, the County Attorney has determined that the County is adequately covered through its insurance and self-insurance programs described above.

All funds of the County participate in the self-insurance program and make payments to the internal service fund. Payments from other funds and the component unit are determined by two methods. The first method reimburses the risk management fund for "small claims" (those under \$10 thousand) and insurance premiums by assessment against County organizations based upon actual payroll. The second method results in charges to County organizations based upon their proportionate share of full-time positions.

The internal service fund is maintained in accordance with the requirements of *GASB Statement No. 10, Accounting and Financial Reporting for Risk Financing and Related Insurance Issues*, which requires that claim liabilities be recorded when it is probable that a loss has occurred and the amount of that loss can be reasonably estimated. All liabilities are recorded at their value as of December 31, 2017.

The table below illustrates changes in the fund's liabilities for the last two years:

Risk Management Fund				
Year	Balance January 1,	Current-Year Claims and Changes In Estimates	Claim Payments	Balance December 31,
2017	\$ 43,890	\$ 73,552	\$ (75,206)	\$ 42,236
2016	48,387	72,523	(77,020)	43,890

Of the \$42.2 million estimated accrued liabilities in the internal service fund, \$39.3 million is reported in the accounts payable and accrued liabilities and \$2.8 million is reported in notes payable. The \$39.3 million is comprised of \$4.1 million, which is the County Attorney's estimate of general liability claims which may likely settle, \$29.8 million representing Workers' Compensation claims already reported, and additional claims incurred but not yet reported, \$4.0 million for medical claims incurred but not yet reported and other liabilities amounting to \$1.4 million. The County utilizes a third party administrator who is responsible for processing claims and estimating liabilities under this coverage. In addition to claim activity, liabilities include a \$2.8 million bond anticipation note issued in June 2017 for a legal settlement.

The County has evaluated its potential pollution remediation obligations as of December 31, 2017. The County is aware of other contamination sites and is working with the NYS DEC on remediation methods. The County expects, at this time, that costs associated with these remediation efforts would be, if any, immaterial.

Pollution remediation obligations are estimates and are subject to changes resulting from price increases or reductions, technology, or changes in applicable laws and regulations.

COUNTY OF MONROE, NEW YORK
Notes to Basic Financial Statements (000's omitted)
Year Ended December 31, 2017

18. Tax Abatement

The County of Monroe has over 300 real property tax abatement agreements entered into by Imagine Monroe under Article 18-A of the General Municipal Law of the State of New York. These agreements provide for abatement of real property taxes in exchange for a payment in lieu of taxes (PILOT) and are under one of four possible programs:

JobsPlus Program

Under the JobsPlus program the recipient can be manufacturers, technology-based producer service companies, commercial projects which will increase the tax assessment with new construction and the rehabilitation of existing commercial buildings that have been vacant for along period of time. They must meet a minimum of 10% job creation goal over impacted employment within three years. The project must use all local labor for the construction of new, expanded or renovated facilities.

Enhanced JobsPlus Program

Under the Enhanced JobsPlus program the recipient can be manufacturers or technology based producer service companies. The requirements are an investment minimum of \$15 million in new plant, machinery and equipment or renovation of existing buildings, a minimum of 100 new jobs from new companies locating in Monroe County, or existing companies expanding operations within Monroe County within 3 years, and in the absence of a waiver permitting otherwise, the project must use all local labor for the construction of new, expanded or renovated facilities.

Green JobsPlus

Under the Green JobsPlus program the recipient can be manufacturers, technology-based producer service companies, or commercial projects which will increase the tax assessment with new construction. Requirements for this program are that the project must be rated as certified, gold, silver or platinum by the United States Green Building Council's Leadership in Energy and Environmental Design Green Building Rating System must meet the minimum of 10% job creation in 3 years and must use all local labor.

LeasePlus Program

For the new building construction or renovation projects for Universities and medical related facilities in which 501(c)3 entity leases from a for-profit entity. The requirements under this program are job creation of 10% within 3 years and the use of local labor.

In addition to the above programs, Shelter Rent Agreements are also available. . Property tax abated under the Shelter rent program is for new building or renovation projects for student or affordable housing. This program requires job creation of a minimum of 10% within 3 years as well as the use of local labor for the construction of new or renovation of facilities. Payments are made to the City of Rochester or the Town municipality based on rents collected by the property owner. The County then receives it share of the rent collected.

If the property owner does not meet the requirements set forth in the PILOT Agreement, the exempted tax amount may be recaptured and repayment of the tax amount abated would be required.

The following information for year ended December 31, 2017 relates to the PILOT agreements entered into under the aforementioned programs:

Total Assessment Value:	\$1.3 billion
Total Taxable Value:	\$621.9 million
PILOTS Billed:	\$7.5 million
County Taxes Abated:	\$4.3 million

The following information relates to the Shelter Agreements entered into under the aforementioned programs:

Total Assessment Value:	\$252.1 million
Total Taxable Value	\$252.1 million
Shelter Rents Received	\$0.9 million
County Taxes Abated:	\$1.4 million

Of the \$5.7 million taxes abated, no one property represented more than 10% of the total tax abated.

The County is also subject to sales tax abatements granted by Imagine Monroe in order to increase business activity and employment in the region. The amount of sales tax abated which reduced the County's share of sales tax revenue for the year ended December 31, 2017 was \$0.8 million.

COUNTY OF MONROE, NEW YORK
Notes to Basic Financial Statements (000's omitted)
Year Ended December 31, 2017

19. Merger of Local Development Corporations into Monroe County

As discussed in note 1, several LDCs were dissolved and merged into Monroe County. As a result M3S, Newpower, Civic Center, UTC and GROSFC were merged into Monroe County effective January 1, 2017 in accordance with GASB 69. Each entity was merged into their respective fund, either general fund or internal service fund. The initial opening balances of the assets, deferred outflows, liabilities, deferred inflows and net position, as of the beginning of the period, were determined on the basis of the carrying values reported in the separate audited financial statements of each entity as of December 31, 2016. Adjustments were made to the opening balances to reflect consistent application of accounting principles and in accordance with GASB 69. Details of the amounts transferred are as follows:

General Fund:

	Balance Sheet and Statements of Net Position				Adjustments		Total
	General Fund	M3S	Civic Center	GROSFC	Debit	Credit	
ASSETS							
Cash and cash equivalents	\$ 39,741	\$ 6,593	\$ 553	\$ 794	\$ 3,361	\$ -	\$ 51,042
Accounts receivables, net:							
Taxes and assessments	10,549	-	-	-	-	-	10,549
Returned school taxes	19,839	-	-	-	-	-	19,839
Other receivables	2,232	3	110	271	-	-	2,616
Due from other funds	31,590	-	-	-	-	-	31,590
Due from other governments:							
State and Federal - social services	68,682	-	-	-	-	-	68,682
State and Federal - other	58,843	-	-	-	-	-	58,843
Local governments	16,733	-	-	-	-	-	16,733
Inventories	1,483	-	-	-	-	-	1,483
Restricted assets:							
Cash and cash equivalents	-	3,361	-	-	-	3,361	-
Other assets	10,370	13,266	82	31	-	13,006	10,743
Fixed assets	-	586	6,623	556	46,648	54,413	-
Total assets	260,062	23,809	7,368	1,652	50,009	70,780	272,120
LIABILITIES, DEFERRED INFLOWS OF RESOURCES, FUND BALANCES AND NET POSITIONS							
Liabilities:							
Accounts payable and accrued liabilities	53,213	354	62	201	-	-	53,830
Due to other governments	100,964	-	-	-	-	-	100,964
Unearned revenue	12,397	-	-	-	-	-	12,397
Notes payable	55,000	-	-	-	-	-	55,000
Loan payable	-	-	1,112	32,188	33,300	-	-
Total liabilities	221,574	354	1,174	32,389	33,300	-	222,191
Deferred inflows of resources:							
Deferred property tax revenue	11,345	-	-	-	-	-	11,345
Deferred revenue	-	-	2,380	-	2,380	-	-
Total deferred inflows of resources	11,345	-	2,380	-	2,380	-	11,345
Fund balances and net positions:							
Fund balances:							
Nonspendable	9,138	-	-	-	-	373	9,511
Restricted	934	-	-	-	-	-	934
Committed	2,140	-	-	-	-	-	2,140
Assigned	6,204	-	-	-	-	-	6,204
Unassigned	8,727	-	-	-	-	11,068	19,795
Total fund balances	27,143	-	-	-	-	11,441	38,584
Net investment in capital assets	-	586	5,511	-	54,413	48,316	-
Unrestricted (deficit)	-	22,869	(1,697)	(30,737)	26,115	35,680	-
Total net positions	-	23,455	3,814	(30,737)	80,528	83,996	-
Total fund balances and net positions	27,143	23,455	3,814	(30,737)	80,528	95,437	38,584
Total liabilities, deferred inflows of resources, fund balances and net positions	\$ 260,062	\$ 23,809	\$ 7,368	\$ 1,652	\$ 116,208	\$ 95,437	\$ 272,120

COUNTY OF MONROE, NEW YORK
Notes to Basic Financial Statements (000's omitted)
Year Ended December 31, 2017

19. Merger of Local Development Corporations into Monroe County (continued)

Internal Service:

	Statements of Net Position			Adjustments		Total
	Internal Service Fund	MNP	UTC	Debit	Credit	
ASSETS						
Current assets:						
Cash and cash equivalents	\$ 27,178	\$ 1,350	\$ 1,614	\$ 10,617	\$ -	\$ 40,759
Accounts receivables, net	195	580	-	-	-	775
State and Federal - other	1,507	-	-	-	-	1,507
Local governments	1,072	-	-	-	-	1,072
Inventories	447	-	-	-	-	447
Other assets	1,217	24,773	10,718	-	35,297	1,411
Total current assets	31,616	26,703	12,332	10,617	35,297	45,971
Noncurrent assets:						
Restricted assets:						
Cash and cash equivalents	3,279	-	-	-	-	3,279
Capital assets, net of accumulated depreciation	95,067	9,232	769	-	-	105,068
Energy supply agreement, net of accumulated amortization	-	3,234	-	-	3,234	-
Total noncurrent assets	98,346	12,466	769	-	3,234	108,347
Total assets	129,962	39,169	13,101	10,617	38,531	154,318
DEFERRED OUTFLOWS OF RESOURCES						
Deferred loss on refunding	9	-	-	-	-	9
Pension	3,786	-	-	-	-	3,786
Total deferred outflows of resources	3,795	-	-	-	-	3,795
LIABILITIES						
Current liabilities:						
Accounts payable and accrued liabilities	41,997	204	287	-	-	42,488
Accrued interest payable	342	694	-	694	-	342
Due to other governments	964	-	-	-	-	964
Unearned revenue	79	-	-	-	-	79
Notes payable	5,250	-	-	-	-	5,250
Current portion of:						
Bonds payable	5,383	790	-	790	-	5,383
Total current liabilities	54,015	1,688	287	1,484	-	54,506
Noncurrent liabilities:						
Bonds payable	55,157	23,019	-	23,019	-	55,157
Net pension liability	3,709	-	-	-	-	3,709
Other long-term liabilities	19,815	-	-	-	-	19,815
Total noncurrent liabilities	78,681	23,019	-	23,019	-	78,681
Total liabilities	132,696	24,707	287	24,503	-	133,187
DEFERRED INFLOWS OF RESOURCES						
Deferred gain on refunding	98	-	-	-	-	98
Deferred revenue	-	20,454	7,771	28,225	-	-
Pension	682	-	-	-	-	682
Total deferred inflows of resources	780	20,454	7,771	28,225	-	780
NET POSITION						
Net investment in capital assets	19,929	(14,576)	769	-	23,809	29,931
Restricted for:						
Debt service	247	24,680	-	24,680	-	247
County/MCC reserves	-	450	-	250	-	200
Capital projects	116	-	-	-	-	116
Unrestricted (deficit)	(20,011)	(16,546)	4,274	3,234	29,169	(6,348)
Total net position (deficit)	\$ 281	\$ (5,992)	\$ 5,043	\$ 28,164	\$ 52,978	\$ 24,146

COUNTY OF MONROE, NEW YORK
Notes to Basic Financial Statements (000's omitted)
Year Ended December 31, 2017

19. Merger of Local Development Corporations into Monroe County (continued)

Government Wide:

	<u>Statements of Net Position</u>		
	<u>Governmental Activities</u>	<u>Total - LDCs</u>	<u>Total</u>
ASSETS			
Current assets	\$ 343,185	\$ 26,040	\$ 369,225
Noncurrent assets	709,276	64,787	774,063
Total assets	<u>1,052,461</u>	<u>90,827</u>	<u>1,143,288</u>
DEFERRED OUTFLOWS OF RESOURCES	<u>221,494</u>	<u>-</u>	<u>221,494</u>
LIABILITIES			
Current liabilities	350,874	2,220	353,094
Noncurrent liabilities	1,077,348	-	1,077,348
Total liabilities	<u>1,428,222</u>	<u>2,220</u>	<u>1,430,442</u>
DEFERRED INFLOWS OF RESOURCES	<u>35,657</u>	<u>-</u>	<u>35,657</u>
NET POSITION			
Net investment in capital assets	487,466	63,302	550,768
Restricted	29,505	200	29,705
Unrestricted (deficit)	<u>(706,895)</u>	<u>25,105</u>	<u>(681,790)</u>
Total net position	<u>\$ (189,924)</u>	<u>\$ 88,607</u>	<u>\$ (101,317)</u>

General Fund Adjustments:

Several adjustments were made to merge the financial activity of M3S, Civic Center and GROSFC into Monroe County's General Fund to be consistent with modified accrual accounting and in accordance with GASB 69. These adjustments include items which are reported on the government wide financial statements and not at fund level. There were two items of that nature, capital assets of \$54.4 million and a loan payable of \$1.1 million along with their respective net position amounts. Other adjustments include items that as a result of the merger are no longer applicable. These include the amount of \$33.3 million owed to the County which post dissolution are no longer due or payable, and deferred revenue of \$2.4 million related to the sale of the Civic Center garage from the County which is now again owned by the County. Lastly, \$13.0 million in other assets related to a direct financing lease whose primary customer was the County.

Internal Service Adjustment:

Several adjustments were made merge the financial activity of MNP and UTC into Monroe County's Internal Service Fund to be in accordance with GASB 69. Those include a reduction of \$3.2 million for the energy supply agreement which was related to the future sale of energy to the County and debt and interest of \$24.5 million which were defeased and therefore no longer a liability.

**REQUIRED
SUPPLEMENTARY
INFORMATION
(UNAUDITED)**

COUNTY OF MONROE, NEW YORK
REQUIRED SUPPLEMENTARY INFORMATION (UNAUDITED)
SCHEDULE OF REVENUES, EXPENDITURES AND CHANGES IN FUND BALANCES
GENERAL FUND - BUDGET AND ACTUAL
FOR THE YEAR ENDED DECEMBER 31, 2017
(000's Omitted)

	<u>Original Budget</u>	<u>Amended Budget</u>	<u>Modified Budget</u>	<u>Actual</u>	<u>Variance Favorable (Unfavorable)</u>
REVENUES					
Real property tax	\$ 376,355	\$ 376,355	\$ 376,355	\$ 376,626	\$ 271
Sales and other taxes	145,155	145,655	145,655	155,394	9,739
Federal aid	120,860	129,326	137,683	122,717	(14,966)
State aid	193,763	203,090	210,863	176,087	(34,776)
Charges for services	25,447	25,447	25,447	26,486	1,039
Intergovernmental	40,628	51,730	51,730	39,120	(12,610)
Interdepartmental	2,211	2,211	2,211	2,121	(90)
Use of money and property	4,412	4,412	4,412	6,030	1,618
Repayments and refunds	13,041	13,428	13,426	19,074	5,648
Payments in lieu of taxes	7,654	7,654	7,654	7,604	(50)
Miscellaneous	19,768	19,783	19,783	17,396	(2,387)
Total revenues	<u>949,294</u>	<u>979,091</u>	<u>995,219</u>	<u>948,655</u>	<u>(46,564)</u>
EXPENDITURES					
Health and welfare	554,370	548,608	559,187	536,163	23,024
Public safety	234,029	262,784	269,883	237,644	32,239
Culture, recreation and education	79,855	82,391	82,628	76,484	6,144
General government	33,785	38,053	39,188	34,756	4,432
Transportation	3,524	3,524	3,524	3,525	(1)
Total expenditures	<u>905,563</u>	<u>935,360</u>	<u>954,410</u>	<u>888,572</u>	<u>65,838</u>
Excess of revenues over expenditures	<u>43,731</u>	<u>43,731</u>	<u>40,809</u>	<u>60,083</u>	<u>19,274</u>
OTHER FINANCING SOURCES (USES)					
Transfers out	<u>(43,731)</u>	<u>(43,731)</u>	<u>(43,731)</u>	<u>(59,528)</u>	<u>(15,797)</u>
Total other financing sources (uses)	<u>(43,731)</u>	<u>(43,731)</u>	<u>(43,731)</u>	<u>(59,528)</u>	<u>(15,797)</u>
Changes in budgeted fund balances	<u>\$ -</u>	<u>\$ -</u>	<u>\$ (2,922)</u>	555	<u>\$ 3,477</u>
Merger of LDCs into Monroe County				11,441	
Fund balance at beginning of year				<u>27,143</u>	
Fund balance at end of year				<u>\$ 39,139</u>	

See accompanying notes to required supplementary information.

COUNTY OF MONROE, NEW YORK
REQUIRED SUPPLEMENTARY INFORMATION (UNAUDITED)
OTHER POST EMPLOYMENT BENEFITS (OPEB)
FUNDING PROGRESS
FOR THE YEAR ENDED DECEMBER 31, 2017
(000's Omitted)

Actuarial Valuation Date	Actuarial Value of Assets (a)	Actuarial Accrued Liability (AAL) (b)	Unfunded AAL (UAAL) (b) – (a)	Funded Ratio (a)/(b)	Covered Payroll (c)	UAAL as a % of Covered Payroll (b-a)/(c)
1/1/2011	\$ -	\$ 629,654	\$ 629,654	0.00%	\$ 227,920	276.30%
1/1/2013	-	686,701	686,701	0.00%	231,295	296.90%
1/1/2015	-	1,069,838	1,069,838	0.00%	225,792	473.80%
9/1/2017	-	601,946	601,946	0.00%	196,648	306.10%

COUNTY OF MONROE, NEW YORK
REQUIRED SUPPLEMENTARY INFORMATION (UNAUDITED)
SCHEDULE OF PROPORTIONATE SHARE OF
NET PENSION LIABILITY (ASSET)
FOR THE YEAR ENDED DECEMBER 31, 2017
(000's Omitted)

New York State and Local Employees' Retirement System (ERS)

	2015		2016		2017
Proportion of the net pension liability (asset)	1.07%		1.05%		1.03%
Proportionate share of the net pension liability	\$ 36,211	\$	167,992	\$	96,046
Covered-employee payroll	\$ 224,109	\$	224,162	\$	221,710
Proportionate share of the net pension liability (asset)	16.16%		74.94%		43.32%
Plan fiduciary net position as a percentage of the total pension liability (asset)	97.95%		90.70%		94.70%

New York State Police and Firefighters Retirement System (PFRS)

	2015		2016		2017
Proportion of the net pension liability (asset)	0.05%		0.04%		0.04%
Proportionate share of the net pension liability (asset)	\$ 129	\$	1,293	\$	800
Covered-employee payroll	\$ 1,683	\$	1,793	\$	1,820
Proportionate share of the net pension liability (asset)	7.66%		72.11%		43.96%
Plan fiduciary net position as a percentage of the total pension liability (asset)	99.03%		90.20%		93.50%

**COUNTY OF MONROE, NEW YORK
REQUIRED SUPPLEMENTARY INFORMATION (UNAUDITED)
SCHEDULE OF CONTRIBUTIONS
PENSION PLANS
FOR THE YEAR ENDED DECEMBER 31, 2017
(000's Omitted)**

New York State and Local Employees' Retirement System (ERS)

	<u>2015</u>	<u>2016</u>	<u>2017</u>
Contractually required contribution	\$ 38,078	\$ 39,810	\$ 46,975
Contributions in relation to the contractually required contribution	38,078	39,810	46,975
Contribution deficiency (excess)	<u>\$ -</u>	<u>\$ -</u>	<u>\$ -</u>
Covered-employee payroll	\$ 224,109	\$ 224,162	\$ 221,710
Contributions as a percentage of covered-employee payroll	16.99%	17.76%	21.19%

New York State Police and Firefighters Retirement System (PFRS)

	<u>2015</u>	<u>2016</u>	<u>2017</u>
Contractually required contribution	\$ 353	\$ 351	\$ 384
Contributions in relation to the contractually required contribution	353	351	384
Contribution deficiency (excess)	<u>\$ -</u>	<u>\$ -</u>	<u>\$ -</u>
Covered-employee payroll	\$ 1,683	\$ 1,793	\$ 1,820
Contributions as a percentage of covered-employee payroll	20.97%	19.58%	21.10%

COUNTY OF MONROE, NEW YORK

Notes to Required Supplementary Information (000's omitted) (Unaudited) Year Ended December 31, 2017

1. Budgetary Basis Reporting

The procedures governing the preparation, submission and adoption of the County's annual budget are stipulated in Article IV of the County Charter and in Article VI of the County Administrative Code.

The County Executive, with the assistance of the Office of Management and Budget (OMB), prepares the annual budget for submission to the County Legislature in a manner and form consistent with these articles. County departments and authorized agencies are required to submit their budget requests and revenue estimates to OMB. These requests are reviewed and analyzed, and the proposed budget is prepared for submission to the County Legislature.

The County Executive is required to submit the proposed budget to the Legislature on or before November 15th. The County Legislature must meet to deliberate on the budget and also must hold at least one public hearing prior to budget adoption. If the Legislature passes the budget as proposed, no further action is required on the part of the County Executive. If the Legislature changes the budget, the changes must be submitted to the County Executive for consideration. The County Executive then has 48 hours to approve or disapprove each of the Legislative changes. The Legislature can override a County Executive veto within the next 48 hours with a three-fifths majority vote.

If a budget has not been passed on or before the second Tuesday in December, the Legislature must meet daily until the budget is passed. If the budget is not passed by December 16th, then the budget as submitted by the County Executive, with any Legislative changes agreed to by the County Executive, becomes the adopted budget for the next year. The Office of Management and Budget has the authority to transfer budget amounts between accounts within any department up to and including \$10 thousand on an annual aggregate basis for all funds of the County. The County Legislature must approve amounts exceeding this limitation.

The general fund is the only major fund with a legally-adopted budget. Appropriations for all budgets lapse at fiscal year-end. The general fund's budget is adopted on a departmental and object level of expenditure basis in which expenditures may not legally exceed appropriations.

Individual governmental fund comparisons of budgetary and actual data at the legal level of control established by the adopted budget (i.e., minimally at the department and object level) are not presented in this report for those funds with annual adopted budgets due to the excessive detail involved.

COUNTY OF MONROE, NEW YORK

Notes to Required Supplementary Information (000's omitted) (Unaudited) Year Ended December 31, 2017

1. Budgetary Basis Reporting (continued)

A summary of legally-adopted budgetary activity for the County's general fund for the year ended 2017 follows (000's omitted):

Revenues and other Financing Sources

Original Adopted Budget	\$ 949,295
Budget Amendments and Transfers	<u>29,796</u>
Amended Budget	979,091
Grants Residual Budget Carryover	<u>16,128</u>
Modified Budget	<u>\$ 995,219</u>

Expenditures and other Financing Uses

Original Adopted Budget	\$ 949,295
Budget Amendments and Transfers	<u>29,796</u>
Amended Budget	979,091
Prior Year Encumbrances and Grants Residual Budget Carryover	<u>19,051</u>
Modified Budget	<u>\$ 998,142</u>

The general fund budget includes grants awarded to the County from state and federal sources. The adopted budget reflects the budget originally approved by the County Legislature. The amended budget includes transfers and amendments approved during the current year including new grant awards not part of the original adopted budget. The amended budget is balanced as budgeted revenues and expenditures are equally impacted. The modified budget includes a carryover of prior year encumbrances affecting the expenditure budget only, as well as reappropriations of grants from the prior year that will be expended and received in later years of multi-year funded federal and state grants.

COMBINING FINANCIAL INFORMATION

**COUNTY OF MONROE, NEW YORK
COMBINING BALANCE SHEET
NONMAJOR GOVERNMENTAL FUNDS
AS OF DECEMBER 31, 2017
(000's Omitted)**

	Special Revenue Funds	Debt Service Funds		Total Nonmajor Governmental Funds
		General	MTASC	
ASSETS				
Cash and cash equivalents	\$ 17,209	\$ 16,734	\$ 91	\$ 34,034
Accounts receivables, net	10,200	-	9,569	19,769
Due from other funds	3,575	-	-	3,575
Due from other governments:				
State and Federal - other	1,733	-	-	1,733
Local governments	5,502	-	-	5,502
Inventories	815	-	-	815
Restricted assets:				
Cash and cash equivalents	-	6,865	12,971	19,836
Other assets	124	-	9	133
Total assets	<u>39,158</u>	<u>23,599</u>	<u>22,640</u>	<u>85,397</u>
LIABILITIES, DEFERRED INFLOWS OF RESOURCES AND FUND BALANCES				
Liabilities:				
Accounts payable and accrued liabilities	5,367	-	-	5,367
Due to other funds	9,650	-	-	9,650
Due to other governments	300	-	-	300
Total liabilities	<u>15,317</u>	<u>-</u>	<u>-</u>	<u>15,317</u>
Deferred inflows of resources:				
Community Development loan repayments	9,684	-	-	9,684
Tobacco settlement revenue	-	-	9,569	9,569
Total deferred inflows of resources	<u>9,684</u>	<u>-</u>	<u>9,569</u>	<u>19,253</u>
Fund balances:				
Reserved for:				
Nonspendable	939	-	9	948
Restricted	9,374	6,865	12,970	29,209
Committed	3,241	-	-	3,241
Assigned	603	16,734	92	17,429
Total fund balances	<u>14,157</u>	<u>23,599</u>	<u>13,071</u>	<u>50,827</u>
Total liabilities, deferred inflows of resources and fund balances	<u>\$ 39,158</u>	<u>\$ 23,599</u>	<u>\$ 22,640</u>	<u>\$ 85,397</u>

See accompanying independent auditor's report.

COUNTY OF MONROE, NEW YORK
COMBINING STATEMENT OF REVENUES, EXPENDITURES AND CHANGES IN FUND BALANCES
NONMAJOR GOVERNMENTAL FUNDS
AS OF DECEMBER 31, 2017
(000's Omitted)

	Special Revenue Funds	Debt Service Funds		Total Nonmajor Governmental Funds
		General	MTASC	
REVENUES:				
Federal aid	\$ 3,285	\$ -	\$ -	\$ 3,285
State aid	9,649	-	-	9,649
Charges for services	6,807	-	-	6,807
Intergovernmental	7,535	586	-	8,121
Interdepartmental	22	-	-	22
Use of money and property	82	94	-	176
Repayments and refunds	90	-	-	90
Tobacco settlement	-	-	9,365	9,365
Miscellaneous	3,430	1,498	-	4,928
Total revenues	<u>30,900</u>	<u>2,178</u>	<u>9,365</u>	<u>42,443</u>
EXPENDITURES:				
Public safety	2,854	-	-	2,854
Culture, recreation and education	10,930	-	-	10,930
General government	237	-	89	326
Transportation	19,869	-	-	19,869
Economic development	3,022	-	-	3,022
Debt service:				
Principal retirement	-	32,102	310	32,412
Bond issuance costs	-	441	-	441
Interest and fiscal charges	-	13,168	9,263	22,431
Total expenditures	<u>36,912</u>	<u>45,711</u>	<u>9,662</u>	<u>92,285</u>
Excess (deficiency) of revenues over (under) expenditures	<u>(6,012)</u>	<u>(43,533)</u>	<u>(297)</u>	<u>(49,842)</u>
OTHER FINANCING SOURCES (USES):				
Premium on bonds/notes issued	-	3,924	-	3,924
Transfers in	21,063	48,968	-	70,031
Transfers out	(12,871)	(403)	-	(13,274)
Total other financing sources	<u>8,192</u>	<u>52,489</u>	<u>-</u>	<u>60,681</u>
Changes in fund balances	2,180	8,956	(297)	10,839
Fund balances at beginning of year	<u>11,977</u>	<u>14,643</u>	<u>13,368</u>	<u>39,988</u>
Fund balances at end of year	<u>\$ 14,157</u>	<u>\$ 23,599</u>	<u>\$ 13,071</u>	<u>\$ 50,827</u>

See accompanying independent auditor's report.

**COUNTY OF MONROE, NEW YORK
COMBINING BALANCE SHEET
SPECIAL REVENUE FUNDS
AS OF DECEMBER 31, 2017
(000's Omitted)**

	<u>Road Fund</u>	<u>Special Grants</u>	<u>Green Space Initiative</u>	<u>Library Fund</u>	<u>County Park Funds</u>	<u>County Jail Commissary Funds</u>	<u>Other Public Safety Funds</u>	<u>Stormwater Coalition Fund</u>	<u>Misc. Trust Funds</u>	<u>Total Special Revenue</u>
ASSETS										
Cash and cash equivalents	\$ 385	\$ 110	\$ 328	\$ 4,111	\$ 539	\$ 7,719	\$ 3,059	\$ 721	\$ 237	\$ 17,209
Accounts receivables, net	33	9,686	-	-	-	480	1	-	-	10,200
Due from other funds	3,542	-	-	33	-	-	-	-	-	3,575
Due from other governments:										
State and Federal - other	1,478	231	-	21	-	-	-	3	-	1,733
Local governments	5,418	-	-	84	-	-	-	-	-	5,502
Inventories	815	-	-	-	-	-	-	-	-	815
Other assets	124	-	-	-	-	-	-	-	-	124
Total assets	<u>11,795</u>	<u>10,027</u>	<u>328</u>	<u>4,249</u>	<u>539</u>	<u>8,199</u>	<u>3,060</u>	<u>724</u>	<u>237</u>	<u>39,158</u>
LIABILITIES, DEFERRED INFLOWS OF RESOURCES AND FUND BALANCES										
Liabilities:										
Accounts payable & accrued liabilities	864	43	-	3,975	9	363	40	36	37	5,367
Due to other funds	9,650	-	-	-	-	-	-	-	-	9,650
Due to other governments	-	300	-	-	-	-	-	-	-	300
Total liabilities	<u>10,514</u>	<u>343</u>	<u>-</u>	<u>3,975</u>	<u>9</u>	<u>363</u>	<u>40</u>	<u>36</u>	<u>37</u>	<u>15,317</u>
Deferred inflows of resources:										
Community Development loan repayments	-	9,684	-	-	-	-	-	-	-	9,684
Total deferred inflows of resources	<u>-</u>	<u>9,684</u>	<u>-</u>	<u>-</u>	<u>-</u>	<u>-</u>	<u>-</u>	<u>-</u>	<u>-</u>	<u>9,684</u>
Fund balances:										
Reserved for:										
Nonspendable	939	-	-	-	-	-	-	-	-	939
Restricted	-	-	-	-	-	7,836	1,538	-	-	9,374
Committed	-	-	328	13	530	-	1,482	688	200	3,241
Assigned	342	-	-	261	-	-	-	-	-	603
Total fund balances	<u>1,281</u>	<u>-</u>	<u>328</u>	<u>274</u>	<u>530</u>	<u>7,836</u>	<u>3,020</u>	<u>688</u>	<u>200</u>	<u>14,157</u>
Total liabilities, deferred inflows of resources and fund balances	<u>\$ 11,795</u>	<u>\$ 10,027</u>	<u>\$ 328</u>	<u>\$ 4,249</u>	<u>\$ 539</u>	<u>\$ 8,199</u>	<u>\$ 3,060</u>	<u>\$ 724</u>	<u>\$ 237</u>	<u>\$ 39,158</u>

See accompanying independent auditor's report.

COUNTY OF MONROE, NEW YORK
COMBINING STATEMENT OF REVENUES, EXPENDITURES AND CHANGES IN FUND BALANCES
SPECIAL REVENUE FUNDS
AS OF DECEMBER 31, 2017
(000's Omitted)

	Road Fund	Special Grants	Green Space Initiative	Library Fund	County Park Funds	County Jail Commissary Funds	Other Public Safety Funds	Stormwater Coalition Fund	Misc. Trust Funds	Total Special Revenue
REVENUES:										
Federal aid	\$ 518	\$ 2,528	\$ -	\$ 2	\$ -	\$ -	\$ 237	\$ -	\$ -	\$ 3,285
State aid	7,335	-	-	2,286	28	-	-	-	-	9,649
Charges for services	4,448	2	-	-	-	2,154	23	180	-	6,807
Intergovernmental	6,306	-	-	1,101	-	-	128	-	-	7,535
Interdepartmental	22	-	-	-	-	-	-	-	-	22
Use of money and property	-	-	1	-	-	-	81	-	-	82
Repayments and refunds	90	-	-	-	-	-	-	-	-	90
Miscellaneous	211	492	-	665	250	1,762	-	-	50	3,430
Total revenues	<u>18,930</u>	<u>3,022</u>	<u>1</u>	<u>4,054</u>	<u>278</u>	<u>3,916</u>	<u>469</u>	<u>180</u>	<u>50</u>	<u>30,900</u>
EXPENDITURES:										
Public safety	-	-	-	-	-	2,582	272	-	-	2,854
Culture, recreation and education	-	-	-	10,754	176	-	-	-	-	10,930
General government	-	-	-	-	-	-	-	138	99	237
Transportation	19,869	-	-	-	-	-	-	-	-	19,869
Economic development	-	3,022	-	-	-	-	-	-	-	3,022
Total expenditures	<u>19,869</u>	<u>3,022</u>	<u>-</u>	<u>10,754</u>	<u>176</u>	<u>2,582</u>	<u>272</u>	<u>138</u>	<u>99</u>	<u>36,912</u>
Excess (deficiency) of revenues over (under) expenditures	<u>(939)</u>	<u>-</u>	<u>1</u>	<u>(6,700)</u>	<u>102</u>	<u>1,334</u>	<u>197</u>	<u>42</u>	<u>(49)</u>	<u>(6,012)</u>
OTHER FINANCING SOURCES (USES):										
Transfers in	14,049	-	-	7,014	-	-	-	-	-	21,063
Transfers out	(12,627)	-	-	(244)	-	-	-	-	-	(12,871)
Total other financing sources (uses)	<u>1,422</u>	<u>-</u>	<u>-</u>	<u>6,770</u>	<u>-</u>	<u>-</u>	<u>-</u>	<u>-</u>	<u>-</u>	<u>8,192</u>
Changes in fund balances	483	-	1	70	102	1,334	197	42	(49)	2,180
Fund balances at beginning of year	798	-	327	204	428	6,502	2,823	646	249	11,977
Fund balances at end of year	<u>\$ 1,281</u>	<u>\$ -</u>	<u>\$ 328</u>	<u>\$ 274</u>	<u>\$ 530</u>	<u>\$ 7,836</u>	<u>\$ 3,020</u>	<u>\$ 688</u>	<u>\$ 200</u>	<u>\$ 14,157</u>

See accompanying independent auditor's report.

COUNTY OF MONROE, NEW YORK
COMBINING STATEMENT OF NET POSITION
INTERNAL SERVICE FUNDS
AS OF DECEMBER 31, 2017
(000's Omitted)

	Central Services	Building Accounts	Information Services	Fleet Management	Risk Management	Total
ASSETS						
Current assets:						
Cash and cash equivalents	\$ 687	\$ 14,132	\$ 2,204	\$ 1,194	\$ 12,381	\$ 30,598
Accounts receivables, net	-	-	-	-	2	2
Due from other governments	-	532	-	20	-	552
Inventories	114	-	9	393	-	516
Other assets	5	58	94	20	1,098	1,275
Total current assets	<u>806</u>	<u>14,722</u>	<u>2,307</u>	<u>1,627</u>	<u>13,481</u>	<u>32,943</u>
Noncurrent assets:						
Restricted assets						
Cash and cash equivalents	-	4,083	9,707	1,032	-	14,822
Capital assets, net of accumulated depreciation	4	82,286	8,565	6,702	-	97,557
Total noncurrent assets	<u>4</u>	<u>86,369</u>	<u>18,272</u>	<u>7,734</u>	<u>-</u>	<u>112,379</u>
Total assets	<u>810</u>	<u>101,091</u>	<u>20,579</u>	<u>9,361</u>	<u>13,481</u>	<u>145,322</u>
DEFERRED OUTFLOWS OF RESOURCES						
Deferred loss on refunding	-	7	-	-	-	7
Pension	48	585	940	213	-	1,786
Total deferred outflows of resources	<u>48</u>	<u>592</u>	<u>940</u>	<u>213</u>	<u>-</u>	<u>1,793</u>
LIABILITIES						
Current liabilities:						
Accounts payable and accrued liabilities	116	1,672	1,085	343	39,296	42,512
Due to other governments	-	878	-	-	140	1,018
Unearned revenue	-	79	-	-	-	79
Current portion of:						
Notes payable	-	935	-	-	2,800	3,735
Bonds payable	-	4,479	1,003	153	-	5,635
Total current liabilities	<u>116</u>	<u>8,043</u>	<u>2,088</u>	<u>496</u>	<u>42,236</u>	<u>52,979</u>
Noncurrent liabilities:						
Bonds payable	-	43,537	6,567	2,236	-	52,340
Net Pension Liability	62	680	1,125	253	-	2,120
Other long-term liabilities	363	15,887	2,122	552	-	18,924
Total noncurrent liabilities	<u>425</u>	<u>60,104</u>	<u>9,814</u>	<u>3,041</u>	<u>-</u>	<u>73,384</u>
Total liabilities	<u>541</u>	<u>68,147</u>	<u>11,902</u>	<u>3,537</u>	<u>42,236</u>	<u>126,363</u>
DEFERRED INFLOWS OF RESOURCES						
Deferred gain on refunding	-	57	8	-	-	65
Pension	20	190	330	74	-	614
Total deferred inflows of resources	<u>20</u>	<u>247</u>	<u>338</u>	<u>74</u>	<u>-</u>	<u>679</u>
NET POSITION						
Net investment in capital assets	3	21,304	1,013	4,318	-	26,638
Restricted for:						
Debt service	-	243	-	-	-	243
Capital projects	-	376	9,583	1,018	-	10,977
Unrestricted (deficit)	294	11,366	(1,317)	627	(28,755)	(17,785)
Total net position (deficit)	<u>\$ 297</u>	<u>\$ 33,289</u>	<u>\$ 9,279</u>	<u>\$ 5,963</u>	<u>\$ (28,755)</u>	<u>\$ 20,073</u>

See accompanying independent auditor's report.

COUNTY OF MONROE, NEW YORK
COMBINING STATEMENT OF REVENUES, EXPENSES AND CHANGES IN NET POSITION
INTERNAL SERVICE FUNDS
AS OF DECEMBER 31, 2017
(000's Omitted)

	<u>Central Services</u>	<u>Building Accounts</u>	<u>Information Services</u>	<u>Fleet Management</u>	<u>Risk Management</u>	<u>Total</u>
Operating revenues:						
Charges for services	\$ -	\$ 1,396	\$ -	\$ 134	\$ 5,372	\$ 6,902
Interdepartmental	1,429	29,320	11,702	3,642	75,749	121,842
Repayments and refunds	-	-	3	4	-	7
Miscellaneous	-	945	1	15	87	1,048
Total operating revenues	<u>1,429</u>	<u>31,661</u>	<u>11,706</u>	<u>3,795</u>	<u>81,208</u>	<u>129,799</u>
Operating expenses:						
Personnel services	186	1,324	2,659	575	-	4,744
Employee benefits	107	965	1,382	330	-	2,784
Contractual	820	13,581	3,368	203	77,614	95,586
Depreciation and amortization	14	7,490	1,516	361	-	9,381
Other	338	9,981	797	2,113	538	13,767
Total operating expenses	<u>1,465</u>	<u>33,341</u>	<u>9,722</u>	<u>3,582</u>	<u>78,152</u>	<u>126,262</u>
Operating income (loss)	<u>(36)</u>	<u>(1,680)</u>	<u>1,984</u>	<u>213</u>	<u>3,056</u>	<u>3,537</u>
Nonoperating revenues (expenses):						
Federal aid	4	23	10	2	-	39
State aid	-	374	-	-	-	374
Use of money and property	-	18	28	3	-	49
Interest and fiscal charges	-	(1,987)	(327)	(88)	(45)	(2,447)
Gain (loss) on disposal of capital assets	2	25	4	(22)	-	9
Capital projects						
Federal aid	-	-	-	(972)	-	(972)
State aid	-	105	-	-	-	105
Total nonoperating revenues (expenses)	<u>6</u>	<u>(1,442)</u>	<u>(285)</u>	<u>(1,077)</u>	<u>(45)</u>	<u>(2,843)</u>
Income (loss) before capital contributions, transfers and special items	<u>(30)</u>	<u>(3,122)</u>	<u>1,699</u>	<u>(864)</u>	<u>3,011</u>	<u>694</u>
Contributions and transfers:						
Capital contributions	-	(1,077)	(16)	(99)	-	(1,192)
Transfers in	2	2,390	-	-	-	2,392
Transfers out	-	(1,046)	(4,921)	-	-	(5,967)
Total contributions and transfers before special item	<u>2</u>	<u>267</u>	<u>(4,937)</u>	<u>(99)</u>	<u>-</u>	<u>(4,767)</u>
Change in net position (deficit) before special item	<u>(28)</u>	<u>(2,855)</u>	<u>(3,238)</u>	<u>(963)</u>	<u>3,011</u>	<u>(4,073)</u>
Special item:						
Merger of LDCs into Monroe County	-	11,051	12,814	-	-	23,865
Change in net position (deficit) after special item	<u>(28)</u>	<u>8,196</u>	<u>9,576</u>	<u>(963)</u>	<u>3,011</u>	<u>19,792</u>
Net position (deficit)-beginning of year	325	25,093	(297)	6,926	(31,766)	281
Net position (deficit)-end of year	<u>\$ 297</u>	<u>\$ 33,289</u>	<u>\$ 9,279</u>	<u>\$ 5,963</u>	<u>\$ (28,755)</u>	<u>\$ 20,073</u>

See accompanying independent auditor's report.

**COUNTY OF MONROE, NEW YORK
COMBINING STATEMENT OF CASH FLOWS
INTERNAL SERVICE FUNDS
FOR THE YEAR ENDED DECEMBER 31, 2017
(000's Omitted)**

	<u>Central Services</u>	<u>Building Accounts</u>	<u>Information Services</u>	<u>Fleet Management</u>	<u>Risk Management</u>	<u>Total</u>
CASH FLOWS FROM OPERATING ACTIVITIES						
Cash received from providing services	\$ -	\$ 1,252	\$ 3	\$ 2,131	\$ 5,375	\$ 8,761
Cash received from other funds for services	1,429	29,320	11,702	3,642	75,749	121,842
Payments to or on behalf of employees	(294)	(2,503)	(4,068)	(906)	(4,565)	(12,336)
Payments to suppliers	(868)	(14,627)	(690)	(1,987)	(3,759)	(21,931)
Payments for interfund services	(247)	(9,559)	(2,811)	(291)	(538)	(13,446)
Claims paid	-	-	-	-	(75,206)	(75,206)
Other receipts (payments)	(26)	1,218	126	(36)	5,749	7,031
Net cash provided by (used in) operating activities	<u>(6)</u>	<u>5,101</u>	<u>4,262</u>	<u>2,553</u>	<u>2,805</u>	<u>14,715</u>
CASH FLOWS FROM NONCAPITAL FINANCING ACTIVITIES						
Federal aid	4	23	10	2	-	39
State aid	-	374	-	-	-	374
Cash transferred from merger of LDCs	-	1,819	12,814	-	-	14,633
Transfers in	2	1,098	-	-	-	1,100
Transfers out	-	(1,046)	(4,921)	-	-	(5,967)
Net cash provided by (used in) noncapital financing activities	<u>6</u>	<u>2,268</u>	<u>7,903</u>	<u>2</u>	<u>-</u>	<u>10,179</u>
CASH FLOWS FROM CAPITAL AND RELATED FINANCING ACTIVITIES						
Interest paid	-	(1,987)	(327)	(88)	(45)	(2,447)
Proceeds from the issuance of notes	-	935	-	-	2,800	3,735
Proceeds from the issuance of bonds	-	2,300	1,500	100	-	3,900
Principal paid on notes	-	(200)	(850)	-	(4,200)	(5,250)
Principal paid on bonds	-	(4,479)	(763)	(135)	-	(5,377)
Premium from the issuance of bonds	-	239	183	15	-	437
Federal aid	-	-	-	(972)	-	(972)
State aid	-	105	-	-	-	105
Capital contributions	-	(1,182)	(16)	(100)	-	(1,298)
Acquisition and construction of capital assets	-	(2,056)	(1,593)	(988)	-	(4,637)
Other receipts (payments)	-	1,824	-	-	-	1,824
Net cash provided by (used in) capital and related financing activities	<u>\$ -</u>	<u>\$ (4,501)</u>	<u>\$ (1,866)</u>	<u>\$ (2,168)</u>	<u>\$ (1,445)</u>	<u>\$ (9,980)</u>

(continued)

**COUNTY OF MONROE, NEW YORK
COMBINING STATEMENT OF CASH FLOWS
INTERNAL SERVICE FUNDS
FOR THE YEAR ENDED DECEMBER 31, 2017
(000's Omitted)**

	<u>Central Services</u>	<u>Building Accounts</u>	<u>Information Services</u>	<u>Fleet Management</u>	<u>Risk Management</u>	<u>Total</u>
CASH FLOWS FROM INVESTING ACTIVITIES						
Receipts from use of money and property	\$ -	\$ 18	\$ 28	\$ 3	\$ -	\$ 49
Net cash provided by (used in) investing activities	-	18	28	3	-	49
Net increase (decrease) in cash and cash equivalents	-	2,886	10,327	390	1,360	14,963
Cash and cash equivalents, beginning of year	687	15,329	1,584	1,836	11,021	30,457
Cash and cash equivalents, end of year	<u>687</u>	<u>18,215</u>	<u>11,911</u>	<u>2,226</u>	<u>12,381</u>	<u>45,420</u>
CLASSIFICATION						
Cash and cash equivalents - unrestricted	687	14,132	2,204	1,194	12,381	30,598
Cash and cash equivalents - restricted	-	4,083	9,707	1,032	-	14,822
Total cash and cash equivalents	<u>687</u>	<u>18,215</u>	<u>11,911</u>	<u>2,226</u>	<u>12,381</u>	<u>45,420</u>
Reconciliation of operating income (loss) to net cash provided by (used in) operating activities:						
Operating income (loss)	(36)	(1,680)	1,984	213	3,056	3,537
Adjustments to reconcile operating income (loss) to cash provided by (used in) operations:						
Depreciation and amortization	14	7,490	1,516	361	-	9,381
Change in:						
Accounts receivable	-	34	156	-	3	193
Due from other governments	-	34	-	1,993	-	2,027
Inventories	(24)	-	(1)	(44)	-	(69)
Other assets	(2)	(19)	(30)	(7)	-	(58)
Accounts payable, accrued and other liabilities	42	(812)	637	37	(254)	(350)
Due to other governments	-	54	-	-	-	54
Net cash provided by (used in) operating activities	<u>\$ (6)</u>	<u>\$ 5,101</u>	<u>\$ 4,262</u>	<u>\$ 2,553</u>	<u>\$ 2,805</u>	<u>\$ 14,715</u>

See accompanying independent auditor's report.

STATISTICAL SECTION (UNAUDITED)

This section contains the following:

- **FINANCIAL TRENDS** – These schedules contain trend information to help the reader understand how the County’s financial performance and well-being have changed over time.
- **REVENUE CAPACITY** – These schedules contain information to help the reader assess the County’s most significant local revenue sources, property and sales taxes.
- **DEBT CAPACITY** – These schedules present information to help the reader assess the affordability of the County’s current levels of outstanding debt and the County’s ability to issue debt in the future.
- **DEMOGRAPHIC AND ECONOMIC INFORMATION** – These schedules offer demographic and economic indicators to help the reader understand the environment within which the County’s financial activities take place.
- **OPERATING INFORMATION** – These schedules contain service and infrastructure data to help the reader understand how the information in the County’s financial report relates to the services the County provides and the activities it performs.

Sources: Unless otherwise noted, the information in these schedules is derived from the comprehensive annual financial reports for the relevant year.

County of Monroe, New York
Net Position by Component
Last Ten Years
(accrual basis of accounting and 000's omitted)

	2008	2009	2010	2011	2012	2013	2014	2015	2016	2017
Governmental activities:										
Invested in capital assets, net of related debt	\$ 433,694	\$ 454,550	\$ 450,049	\$ 459,858	\$ 525,032	\$ 527,458	\$ 519,371	\$ 504,031	\$ 487,466	\$ 541,653
Restricted	19,118	18,231	16,818	27,203	27,226	25,993	24,274	23,003	29,505	41,690
Unrestricted	(300,150)	(310,975)	(301,696)	(341,035)	(477,849)	(545,589)	(579,375)	(631,030)	(706,895)	(771,757)
Total governmental activities	<u>152,662</u>	<u>161,806</u>	<u>165,171</u>	<u>146,026</u>	<u>74,409</u>	<u>7,862</u>	<u>(35,730)</u>	<u>(103,996)</u>	<u>(189,924)</u>	<u>(188,414)</u>
Business-type activities:										
Invested in capital assets, net of related debt	392,625	414,340	395,359	374,431	358,820	341,366	322,138	311,737	287,109	266,467
Restricted	31,978	151	1,009	3,429	2,654	3,867	4,565	229	510	141
Unrestricted	14,747	10,525	9,282	(1,628)	(10,026)	(19,724)	(27,821)	(39,995)	(46,281)	(24,482)
Total business-type activities	<u>439,350</u>	<u>425,016</u>	<u>405,650</u>	<u>376,232</u>	<u>351,448</u>	<u>325,509</u>	<u>298,882</u>	<u>271,971</u>	<u>241,338</u>	<u>242,126</u>
Primary government:										
Invested in capital assets, net of related debt	826,319	868,890	845,408	834,289	883,852	868,824	841,509	815,768	774,575	808,120
Restricted	51,096	18,382	17,827	30,632	29,880	29,860	28,839	23,232	30,015	41,831
Unrestricted	(285,403)	(300,450)	(292,414)	(342,663)	(487,875)	(565,313)	(607,196)	(671,025)	(753,176)	(796,239)
Total primary government	<u>\$ 592,012</u>	<u>\$ 586,822</u>	<u>\$ 570,821</u>	<u>\$ 522,258</u>	<u>\$ 425,857</u>	<u>\$ 333,371</u>	<u>\$ 263,152</u>	<u>\$ 167,975</u>	<u>\$ 51,414</u>	<u>\$ 53,712</u>

County of Monroe, New York
 Changes in Net Position
 Last Ten Years
 (accrual basis of accounting and 000's omitted)

	2008	2009	2010	2011	2012	2013	2014	2015	2016	2017
Expenses:										
Governmental activities:										
General government	\$ 341,375	\$ 320,086	\$ 332,712	\$ 351,047	\$ 375,682	\$ 367,927	\$ 363,509	\$ 373,032	\$ 391,191	\$ 337,388
Public safety	204,145	207,452	219,760	237,357	253,206	253,090	265,372	280,834	281,135	299,764
Health and welfare	572,712	553,751	572,101	572,980	572,866	579,703	561,707	563,331	561,348	549,436
Culture, recreation and education	108,042	91,599	96,699	95,862	101,532	98,672	100,361	105,367	143,338	108,182
Transportation	46,370	51,013	58,541	51,957	58,012	58,926	57,656	51,599	53,397	55,361
Sanitation	75	75	75	76	74	74	75	67	75	75
Economic development	3,800	4,519	5,583	4,620	3,009	3,381	3,064	2,892	2,536	3,022
Interest on long-term debt	26,655	26,316	23,264	22,758	23,406	22,345	20,608	21,120	22,291	25,342
Total government activities	<u>1,303,174</u>	<u>1,254,811</u>	<u>1,308,735</u>	<u>1,336,657</u>	<u>1,387,787</u>	<u>1,384,118</u>	<u>1,372,352</u>	<u>1,398,242</u>	<u>1,455,311</u>	<u>1,378,570</u>
Business-type activities:										
Refuse	17,313	17,215	17,496	17,013	17,109	18,702	18,295	15,839	13,365	12,910
Airport	26,865	31,340	33,255	31,861	31,290	30,884	31,398	31,648	32,507	31,849
Hospital	66,664	68,007	69,611	71,025	72,587	72,316	73,341	75,060	78,169	67,065
Sewer	76,496	75,797	75,549	79,303	78,774	81,082	78,505	80,288	82,264	79,912
Utilities	14,010	12,477	15,280	14,710	15,069	16,208	16,830	14,778	12,802	13,101
Total business-type activities	<u>201,348</u>	<u>204,836</u>	<u>211,191</u>	<u>213,912</u>	<u>214,829</u>	<u>219,192</u>	<u>218,369</u>	<u>217,613</u>	<u>219,107</u>	<u>204,837</u>
Total primary government	<u>1,504,522</u>	<u>1,459,647</u>	<u>1,519,926</u>	<u>1,550,569</u>	<u>1,602,616</u>	<u>1,603,310</u>	<u>1,590,721</u>	<u>1,615,855</u>	<u>1,674,418</u>	<u>1,583,407</u>
Program Revenues:										
Governmental activities:										
Charges for services:										
General government	25,129	27,792	34,273	33,611	33,686	30,140	32,961	35,503	35,079	41,201
Public safety	10,365	10,658	11,737	11,351	11,953	11,664	12,480	13,307	13,724	14,183
Health and welfare	3,981	3,970	3,821	3,910	4,007	3,893	3,992	3,816	3,667	3,842
Culture, recreation and education	22,564	21,763	23,755	25,488	27,999	29,241	29,902	30,464	31,109	30,695
Transportation	4,226	5,154	5,263	5,586	10,937	10,930	10,553	11,423	11,458	10,866
Operating grants and contributions	376,555	406,172	412,470	395,445	365,603	370,041	368,133	355,959	361,425	342,579
Capital grants and contributions	29,611	23,233	31,553	30,471	35,009	36,855	17,038	22,142	33,088	19,511
Total governmental activities	<u>\$ 472,431</u>	<u>\$ 498,742</u>	<u>\$ 522,872</u>	<u>\$ 505,862</u>	<u>\$ 489,194</u>	<u>\$ 492,764</u>	<u>\$ 475,059</u>	<u>\$ 472,614</u>	<u>\$ 489,550</u>	<u>\$ 462,877</u>

(continued)

County of Monroe, New York
Changes in Net Position
Last Ten Years
(accrual basis of accounting and 000's omitted)

	2008	2009	2010	2011	2012	2013	2014	2015	2016	2017
Business-type activities:										
Charges for services:										
Refuse	\$ 5,814	\$ 5,831	\$ 5,927	\$ 6,471	\$ 5,704	\$ 5,755	\$ 5,888	\$ 6,305	\$ 6,292	\$ 7,984
Airport	17,529	17,294	19,651	19,056	18,463	18,852	18,408	18,595	17,895	18,357
Hospital	67,298	69,470	68,856	67,423	70,883	69,289	66,320	69,035	67,512	73,833
Sewer	54,783	54,608	56,047	55,003	58,552	58,587	60,923	60,685	59,694	62,131
Utilities	14,039	12,461	14,992	14,727	15,076	16,291	16,830	14,776	12,804	13,100
Operating grants and contributions	2,404	1,706	1,408	1,315	1,193	1,122	1,007	752	226	315
Capital grants and contributions	31,853	19,688	14,622	11,665	10,448	13,259	9,951	11,986	11,690	21,282
Total business-type activities	193,720	181,058	181,503	175,660	180,319	183,155	179,327	182,134	176,113	197,002
Total primary government	666,151	679,800	704,375	681,522	669,513	675,919	654,386	654,748	665,663	659,879
Net (Expense)/Revenue										
Governmental activities	(830,743)	(756,069)	(785,863)	(830,795)	(898,593)	(891,354)	(897,293)	(925,628)	(965,761)	(915,693)
Business-type activities	(7,628)	(23,778)	(29,688)	(38,252)	(34,510)	(36,037)	(39,042)	(35,479)	(42,994)	(7,835)
Total primary government	(838,371)	(779,847)	(815,551)	(869,047)	(933,103)	(927,391)	(936,335)	(961,107)	(1,008,755)	(923,528)
General Revenues and Other										
Changes in Net Position:										
Governmental activities:										
Taxes	764,514	747,026	774,514	798,258	812,310	817,430	832,462	844,525	862,667	890,858
Tobacco settlement revenues	12,538	14,153	10,674	9,227	10,604	10,870	12,857	18,293	12,480	8,792
Investment earnings	3,184	440	218	269	203	162	90	66	182	673
Miscellaneous	3,719	3,594	3,822	3,896	3,859	3,866	6,923	5,200	4,504	5,365
Transfers	-	-	-	-	-	-	1,369	-	-	873
Special items	855	-	-	-	-	-	-	-	-	-
Total governmental activities	784,810	765,213	789,228	811,650	826,976	832,328	853,701	868,084	879,833	906,561
Business-type activities:										
Investment earnings	28	-	-	-	-	-	-	-	427	686
Gain on sale of capital assets	-	-	-	-	-	-	-	-	2,147	-
Miscellaneous	8,755	9,444	10,322	8,834	9,726	11,491	13,784	11,553	9,787	8,810
Transfers	-	-	-	-	-	-	(1,369)	-	-	(873)
Total business-type activities	8,783	9,444	10,322	8,834	9,726	11,491	12,415	11,553	12,361	8,623
Total primary government	793,593	774,657	799,550	820,484	836,702	843,819	866,116	879,637	892,194	915,184
Change in Net Position before merger of LDC's:										
Governmental activities	(45,933)	9,144	3,365	(19,145)	(71,617)	(59,026)	(43,592)	(57,544)	(85,928)	(9,132)
Business-type activities	1,155	(14,334)	(19,366)	(29,418)	(24,784)	(24,546)	(26,627)	(23,926)	(30,633)	788
Total primary government	(44,778)	(5,190)	(16,001)	(48,563)	(96,401)	(83,572)	(70,219)	(81,470)	(116,561)	(8,344)
Merger of LDC's into Monroe County										
Governmental activities	-	-	-	-	-	-	-	-	-	10,642
Change in Net Position after merger of LDC's:										
Governmental activities	(45,933)	9,144	3,365	(19,145)	(71,617)	(59,026)	(43,592)	(57,544)	(85,928)	1,510
Business-type activities	1,155	(14,334)	(19,366)	(29,418)	(24,784)	(24,546)	(26,627)	(23,926)	(30,633)	788
Total primary government	\$ (44,778)	\$ (5,190)	\$ (16,001)	\$ (48,563)	\$ (96,401)	\$ (83,572)	\$ (70,219)	\$ (81,470)	\$ (116,561)	\$ 2,298

County of Monroe, New York
Fund Balances, Governmental Funds
Last Ten Years
(modified accrual basis of accounting and 000's omitted)

	2008	2009	2010	2011	2012	2013	2014	2015	2016	2017
General Fund:										
Reserved	\$ 8,957	\$ 9,386	\$ 12,078	\$ -	\$ -	\$ -	\$ -	\$ -	\$ -	\$ -
Unreserved	(10,027)	(3,148)	89	-	-	-	-	-	-	-
Nonspendable	-	-	-	1,619	1,617	2,794	4,100	1,596	9,138	9,251
Restricted	-	-	-	6,126	5,565	4,401	1,547	847	934	1,261
Committed	-	-	-	2,608	2,219	3,110	2,926	2,569	2,140	2,563
Assigned	-	-	-	761	2,993	917	7,501	11,526	6,204	7,923
Unassigned	-	-	-	7,842	1,708	17	4,212	6,947	8,727	18,141
Total general fund	<u>(1,070)</u>	<u>6,238</u>	<u>12,167</u>	<u>18,956</u>	<u>14,102</u>	<u>11,239</u>	<u>20,286</u>	<u>23,485</u>	<u>27,143</u>	<u>39,139</u>
All Other Governmental Funds:										
Reserved	34,577	52,748	37,527	-	-	-	-	-	-	-
Unreserved, reported in:										
Special revenue funds	6,750	7,297	8,306	-	-	-	-	-	-	-
Capital projects funds	(29,474)	(32,985)	(1,104)	-	-	-	-	-	-	-
Debt service funds	1,523	720	1,063	-	-	-	-	-	-	-
Nonspendable	-	-	-	955	736	697	614	581	648	948
Restricted	-	-	-	36,532	46,611	38,939	39,624	74,843	43,418	43,492
Committed	-	-	-	2,087	1,811	1,713	1,777	1,871	3,073	3,241
Assigned	-	-	-	3,205	3,187	3,376	2,115	2,243	8,059	17,429
Unassigned	-	-	-	(21,541)	(9,957)	(23,292)	(48,326)	(47,433)	(16,254)	(9,342)
Total all other governmental funds	<u>\$ 13,376</u>	<u>\$ 27,780</u>	<u>\$ 45,792</u>	<u>\$ 21,238</u>	<u>\$ 42,388</u>	<u>\$ 21,433</u>	<u>\$ (4,196)</u>	<u>\$ 32,105</u>	<u>\$ 38,944</u>	<u>\$ 55,768</u>

County of Monroe, New York
Governmental Funds, Changes in Fund Balances
Last Ten Years
(modified accrual basis of accounting and 000's omitted)

	2008	2009	2010	2011	2012	2013	2014	2015	2016	2017
Revenues:										
Taxes	\$ 739,655	\$ 726,995	\$ 755,293	\$ 778,843	\$ 797,472	\$ 800,599	\$ 804,311	\$ 816,462	\$ 837,848	\$ 870,660
Federal aid	127,223	166,623	193,650	196,555	162,471	168,011	157,225	143,875	139,067	134,217
State aid	245,078	228,614	219,084	202,808	202,220	207,377	196,228	194,054	206,910	194,633
Charges for services	22,386	24,369	24,748	27,550	28,381	29,922	29,356	31,918	30,528	33,293
Intergovernmental	34,987	35,476	37,233	38,080	47,386	45,385	47,265	46,034	46,414	47,241
Interdepartmental	3,293	3,351	2,904	2,509	2,045	2,155	2,174	1,718	1,493	2,143
Use of money and property	10,112	6,502	6,684	7,121	7,867	7,161	7,181	6,081	5,373	6,206
Repayments and refunds	17,211	18,173	16,518	15,404	16,469	14,781	12,753	15,109	17,823	19,164
Payments in lieu of taxes	7,858	7,557	8,062	7,836	7,932	8,099	7,169	7,559	7,156	7,604
Tobacco settlement	12,148	13,397	11,149	10,570	10,779	10,773	12,188	10,430	21,107	9,365
Miscellaneous	16,318	11,205	13,973	16,842	25,675	28,735	28,556	26,591	26,500	25,259
Total revenues	1,236,269	1,242,262	1,289,298	1,304,118	1,308,697	1,322,998	1,304,406	1,299,831	1,340,219	1,349,785
Expenditures:										
Health and welfare	563,305	552,824	568,672	565,953	560,448	569,178	556,814	552,171	544,035	536,163
Public safety	191,529	193,969	204,167	212,549	224,773	223,937	232,576	232,712	239,322	240,498
Culture, recreation and education	85,468	82,055	84,813	82,779	87,025	84,609	83,290	84,568	85,597	87,414
General government	293,235	307,262	318,123	333,234	343,307	345,151	338,669	342,377	353,983	373,722
Transportation	20,020	21,320	20,840	21,635	21,792	21,586	22,395	21,869	22,995	23,394
Economic development	3,800	4,519	5,583	4,620	3,009	3,381	3,064	2,892	2,536	3,022
Debt service:										
Principal	54,588	30,222	30,041	25,211	27,301	29,137	38,685	51,208	37,662	32,412
Bond issue costs	-	-	-	-	-	-	-	1,181	950	441
Interest	25,217	23,970	21,251	20,467	21,024	19,889	18,328	17,339	18,691	22,431
Capital outlay	48,628	37,624	53,737	52,776	40,356	47,726	34,831	35,662	73,535	51,962
Total expenditures	1,285,790	1,253,765	1,307,227	1,319,224	1,329,035	1,344,594	1,328,652	1,341,979	1,379,306	1,371,459
Other Financing Sources (Uses):										
Bonds Issued	26,160	35,163	44,112	-	37,128	-	-	52,396	115,684	29,616
Refunding bonds Issued	-	-	-	-	43,091	-	8,630	24,203	-	-
Gain(loss) on refunding issue	-	-	-	-	-	-	(265)	(280)	-	-
Premium on bonds issued	-	-	-	-	5,262	-	179	7,553	14,197	3,924
Redemption/payments to Escrow Agent	-	-	-	-	(45,744)	-	-	-	(77,965)	-
Transfers in	63,860	69,629	63,356	57,559	54,866	53,762	53,395	52,156	70,315	84,873
Transfers out	(65,556)	(71,577)	(65,598)	(60,218)	(57,969)	(55,984)	(54,275)	(54,380)	(72,647)	(79,360)
Total other financing sources (uses)	24,464	33,215	41,870	(2,659)	36,634	(2,222)	7,664	81,648	49,584	39,053
Net change in fund balances before merger of LDC's	(25,057)	21,712	23,941	(17,765)	16,296	(23,818)	(16,582)	39,500	10,497	17,379
Merger of LDC's into Monroe County	-	-	-	-	-	-	-	-	-	11,441
Net change in fund balances after merger of LDC's	\$ (25,057)	\$ 21,712	\$ 23,941	\$ (17,765)	\$ 16,296	\$ (23,818)	\$ (16,582)	\$ 39,500	\$ 10,497	\$ 28,820
Debt service as a percentage of noncapital expenditures	6.5%	4.5%	4.1%	3.6%	3.7%	3.8%	4.4%	5.2%	4.3%	4.2%

Source: Monroe County Department of Finance - Office of the Controller

County of Monroe, New York
Taxing Power
Last Ten Years
(000's omitted)

	2008	2009	2010	2011	2012	2013	2014	2015	2016	2017
Five-Year Average Full Valuation of Taxable Property ¹	\$ 33,711,847	\$ 35,108,215	\$ 36,321,487	\$ 37,381,847	\$ 38,157,176	\$ 38,687,746	\$ 39,092,408	\$ 39,444,921	\$ 39,847,874	\$ 40,399,372
Constitutional Property Tax Limit	505,678	526,623	544,822	560,728	572,358	580,316	586,386	591,674	597,718	605,991
Total Tax Levy Subject to Constitutional Limit	270,522	277,154	286,427	296,402	297,501	306,082	307,329	315,982	331,529	325,311
Taxing Power Unused	<u>\$ 235,156</u>	<u>\$ 249,469</u>	<u>\$ 258,395</u>	<u>\$ 264,326</u>	<u>\$ 274,857</u>	<u>\$ 274,234</u>	<u>\$ 279,057</u>	<u>\$ 275,692</u>	<u>\$ 266,189</u>	<u>\$ 280,680</u>
Percent of Taxing Power Used	53.5%	52.6%	52.6%	52.9%	52.0%	52.7%	52.4%	53.4%	55.5%	53.7%

Notes:

The Constitutional tax limit is the maximum amount of real property tax that may be levied by the County in any fiscal year. The Constitutional limit for Monroe County purposes, exclusive of debt service, is 1.5% of the preceding five year-average full value of taxable property. Cash capital expenditures can also be excluded from the levy for purposes of calculating compliance with the tax limit, but the County does not engage in this practice. The limit can be increased to a maximum of 2% of the five year average full value.

¹Based on full valuation calculated for the referenced *tax year* and prior four years.

Source: Monroe County Department of Finance - Office of the Chief Financial Officer

County of Monroe, New York
Assessed Value of Taxable Property
Last Ten Years
(000's omitted)

Year Ended December 31,	Residential Property	Commercial Property	Industrial Property	Other Property ¹	Tax Exempt Property	Assessed Value of Taxable Property	Full Value of Taxable Property	Full Value Tax Rate ²
2017	\$ 30,469,169	\$ 6,383,689	\$ 939,073	\$ 3,490,320	\$ 7,775,416	\$ 41,282,251	\$ 41,863,450	8.99
2016	30,036,645	6,279,399	947,405	3,112,694	7,744,250	40,376,143	40,845,508	8.99
2015	29,763,449	6,202,081	941,177	2,975,028	7,586,508	39,881,735	40,263,270	8.99
2014	29,437,659	6,202,053	932,196	2,852,309	7,512,858	39,424,217	39,702,967	8.99
2013	29,239,952	6,113,631	862,118	2,829,183	7,595,214	39,044,884	39,321,378	8.99
2012	28,968,978	6,064,981	826,765	2,892,861	7,554,849	38,753,585	39,106,258	8.99
2011	28,777,645	5,971,942	836,811	2,894,773	7,501,732	38,481,171	38,830,743	8.99
2010	28,183,069	5,900,300	824,143	3,003,693	7,548,942	37,911,205	38,500,704	8.99
Year Ended December 31,	Assessed Value of Taxable Property	Full Value of Taxable Property	Full Value Tax Rate ²					
2009	\$ 37,034,029	\$ 37,679,657	8.99					
2008	24,956,177	36,668,517	8.99					

Notes:

Figures represent values for referenced tax year. Property classifications data not available for 2008-2009.

Properties are independently assessed by the City of Rochester and the 20 towns.

¹"Other Property" includes Agricultural, Amusement, Community Service, Forest, Public Service, and Vacant Lands.

²Tax Rate is per \$1,000 of full value.

Source: Monroe County Department of Finance - Division of Real Property

County of Monroe, New York
Property Tax Levies and Collections
Last Ten Years
(000's omitted)

Year ended December 31,	Total Tax Levy	Taxes Levied for County Purposes ¹	Collected Within the Fiscal Year of the Levy		Collection in Subsequent Years	Total Collections to Date	
			Amount	Percentage of Total Levy		Amount	Percentage of Total Levy
2017	700,369	376,355	687,372	98.1%	-	687,372	98.1%
2016	682,681	367,201	669,184	98.0%	1,858	671,042	98.3%
2015	674,359	361,967	660,189	97.9%	1,827	662,016	98.2%
2014	658,732	356,930	644,839	97.9%	1,893	646,732	98.2%
2013	648,405	353,499	634,561	97.9%	798	635,359	98.0%
2012	633,445	351,565	613,469	96.8%	3,910	617,379	97.5%
2011	623,239	349,088	604,184	96.9%	4,904	609,088	97.7%
2010	615,031	346,121	599,625	97.5%	7,700	607,325	98.7%
2009	600,762	338,740	586,627	97.6%	8,550	595,177	99.1%
2008	579,708	329,650	568,470	98.1%	6,350	574,820	99.2%

Note:

¹Does not include allowance for uncollectible taxes and deferred tax revenue.

Source: Monroe County Department of Finance - Treasury Division

County of Monroe, New York
Principal Property Tax Payers
Current Year and Ten Years Prior
(000's omitted)

Taxpayer	2017			2008		
	Taxable Full Value (Dollars)	Rank	Percentage of Total County Taxable Full Value	Taxable Full Value (Dollars)	Rank	Percentage of Total County Taxable Full Value
Rochester Gas & Electric Corporation	\$ 1,994,839	1	4.77%	\$ 1,756,639	1	4.79%
Morgan Management	296,287	2	0.71%	125,234	4	0.34%
Frontier Communications Corporation	249,535	3	0.60%	273,578	2	0.75%
Wegmans	233,042	4	0.56%	111,895	7	0.31%
Mark IV Enterprises	131,095	5	0.31%	-	-	-
Buckingham	107,695	6	0.26%	-	-	-
Eastman Kodak	80,450	7	0.19%	118,018	5	0.32%
National Grid	76,933	8	0.18%	-	-	-
Corporate Woods	73,989	9	0.18%	-	-	-
Benderson Dev	63,099	10	0.15%	-	-	-
Xerox Corp	-	-	-	114,256	6	0.31%
HUB Properties (Upstate Portfolio)	-	-	-	85,412	9	0.23%
Farash Construction Corporation	-	-	-	128,178	3	0.35%
Greece Ridge LLC	-	-	-	85,348	10	0.23%
Hylan Flying Services	-	-	-	99,402	8	0.27%
Total	\$ 3,306,964		7.91%	\$ 2,897,960		7.90%

Source: Monroe County Department of Finance: Division of Real Property.

County of Monroe, New York
 Legal Debt Margin Information
 Last Ten Years
 (000's omitted)

	2008	2009	2010	2011	2012	2013	2014	2015	2016	2017
Five-Year Average Full Valuation of Taxable Property ¹	\$ 35,108,215	\$ 36,321,487	\$ 37,381,947	\$ 38,157,175	\$ 38,687,746	\$ 39,092,408	\$ 39,444,921	\$ 39,847,874	\$ 40,399,372	\$ 41,051,801
Constitutional Debt Limit	2,457,575	2,542,504	2,616,736	2,671,002	2,708,142	2,736,468	2,761,144	2,789,351	2,827,956	2,873,626
Total Net Debt Applicable to Limit	403,825	396,661	429,946	414,358	420,207	418,084	426,372	412,411	496,678	488,260
Legal Debt Margin	<u>\$ 2,053,750</u>	<u>\$ 2,145,843</u>	<u>\$ 2,186,790</u>	<u>\$ 2,256,644</u>	<u>\$ 2,287,935</u>	<u>\$ 2,318,384</u>	<u>\$ 2,334,772</u>	<u>\$ 2,376,940</u>	<u>\$ 2,331,278</u>	<u>\$ 2,385,366</u>
Percent of Debt Limit Used	16.4%	15.6%	16.4%	15.5%	15.5%	15.3%	15.4%	14.8%	17.6%	17.0%

Notes:

The Constitutional debt limit is the maximum amount of indebtedness that may be incurred by the County, as outlined in the State Constitution. The Constitutional limit for Monroe County purposes is 7% of the preceding five-year average full value of taxable property, subject to certain allowable exclusions and deductions, including current debt service. The Debt Limit of the County is computed in accordance with the provisions of Article VIII of the State Constitution and Article 2 of the Local Finance Law.

¹Based on full valuation determined as of December 31 of the referenced *fiscal year* and prior four years.

Source: Monroe County Department of Finance - Office of the Chief Financial Officer

County of Monroe, New York
Ratios of Outstanding Debt by Type and Activity
Last Ten Years
(000's omitted, except per capita)

Year ended December 31,	Governmental Activities ¹				Business-type Activities				Total Primary Government	Percentage of Full Value on Property	Per Capita
	General Obligation Bonds ²	Bond Anticipation Notes	Revenue Anticipation Notes	Capital Leases	General Obligation Bonds ²	Bond Anticipation Notes	Revenue Anticipation Notes	Capital Leases			
2017	\$ 362,796	\$ 16,279	\$ 50,000	\$ 1,063	\$ 175,131	\$ 29,405	\$ 15,000	\$ 4,820	\$ 654,494	1.56%	\$ 875
2016	365,713	17,120	55,000	801	182,496	245	15,000	5,576	641,951	1.59%	856
2015	262,465	19,594	58,000	884	175,468	6,241	17,000	6,361	546,013	1.38%	728
2014	223,947	61,974	58,000	451	168,745	18,471	17,000	7,123	555,711	1.40%	741
2013	258,208	26,344	58,000	789	162,163	20,656	17,000	7,856	551,016	1.40%	737
2012	291,493	-	58,000	1,018	180,398	9,000	17,000	8,144	565,053	1.44%	758
2011	270,203	17,856	58,000	1,362	166,875	21,124	17,000	8,046	560,466	1.44%	753
2010	298,645	815	58,000	638	185,266	16,000	17,000	9,209	585,573	1.52%	787
2009	262,904	4,591	58,000	89	186,255	16,000	17,000	11,504	556,343	1.48%	759
2008	248,394	32,680	63,000	133	167,410	9,485	17,000	12,844	550,946	1.50%	755

Notes:

¹Amounts do not include blended component units of the primary government.

²Amounts shown are net of related premiums, discounts and adjustments.

Source: Monroe County Department of Finance - Office of the Controller

County of Monroe, New York
 Ratios of General Bonded Debt Outstanding
 Last Ten Years
 (000's omitted, except per capita)

Year ended December 31,	General Obligation Debt Outstanding ¹	Less: Debt Service Funds	Net General Obligation Debt Outstanding	Percentage of Full Value on Property	Per Capita
2017	\$ 362,114	\$ 6,865	\$ 355,249	0.85%	\$ 475.16
2016	364,536	7,066	357,470	0.88%	478.08
2015	260,748	1,594	259,154	0.64%	345.72
2014	221,695	2,643	219,052	0.55%	292.22
2013	254,870	4,604	250,266	0.64%	334.66
2012	287,051	4,362	282,689	0.72%	379.13
2011	264,636	2,895	261,741	0.67%	351.64
2010	291,961	3,306	288,655	0.75%	387.80
2009	255,138	4,214	250,924	0.67%	342.44
2008	239,538	5,248	234,290	0.64%	320.98

Note:

¹Amounts do not include blended component units of the primary government, and the Water Authority and business-type activities which are considered self-supporting debt.

Source: Monroe County Department of Finance - Office of the Controller

County of Monroe, New York
Demographic and Economic Statistics
Last Ten Years

Year ended December 31,	Population ¹	Total Personal Income ² (Dollars) (000's omitted)	Per Capita Personal Income ² (Dollars)	Median Household Income ¹ (Dollars)	Unemployment Rate ³
2017	747,642	\$ 36,057,927	\$ 48,223	\$ 53,568	5.0%
2016	747,727	\$ 35,970,644	\$ 47,986	\$ 52,553	4.7%
2015	749,600	34,438,705	45,927	52,501	5.2%
2014	749,606	36,102,780	48,162	52,394	5.8%
2013	747,813	34,478,067	46,105	52,700	7.0%
2012	745,625	32,728,163	43,894	52,260	8.0%
2011	744,344	30,077,573	40,994	51,303	7.6%
2010	744,344	30,785,053	42,082	51,105	8.0%
2009	732,762	28,768,865	39,314	50,050	7.9%
2008	729,921	28,099,299	38,496	49,374	5.5%

Sources:

¹U.S. Census Bureau, www.census.gov/quickfacts/monroecounty/ny, as of 7/1/2017 estimate; Retrieved 4/4/2018.

²U.S. Bureau of Economic Analysis, www.bea.gov/regional/bearfacts, as of 2016; Retrieved 4/4/2018.

³New York State Department of Labor (average annual rate), www.labor.ny.gov/stats; Retrieved 4/4/2018.

County of Monroe, New York
Principal Private Sector Employers
Current Year and Ten Years Prior

Employer	2017			2008		
	Number of Full-Time Employees ¹	Rank	Percentage of Total Local Area Employment	Number of Full-Time Employees	Rank	Percentage of Total Local Area Employment
University of Rochester / Strong Health	29,003 ²	1	5.53%	18,671 ²	1	3.52%
Rochester Regional Health	12,014	2	2.29%	-	-	-
Wegmans	6,046	3	1.15%	5,624	4	1.06%
Xerox Corp	5,500	4	1.05%	7,636	3	1.44%
Paychex, Inc.	4,369	5	0.83%	3,048	8	0.58%
Lifetime Healthcare Co.	3,443 ²	6	0.66%	3,649 ²	6	0.69%
Harris Corp, RF Communications	3,400 ²	7	0.65%	-	-	-
Rochester Institute of Tech	3,380	8	0.64%	2,871	9	0.54%
Sutherland Global Services	2,920	9	0.56%	-	-	-
Frontier Communications Corp	1,660 ²	10	0.32%	-	-	-
Eastman Kodak Company	-	-	-	9,200 ²	2	1.74%
Via Health	-	-	-	4,899	5	0.92%
Unity Health System	-	-	-	3,344	7	0.63%
Hillside Family of Agencies	-	-	-	2,200 ²	10	0.42%
Total	<u>71,735</u>		<u>13.68%</u>	<u>61,142</u>		<u>11.54%</u>

Notes:

Table only includes the top ten firms for the referenced year. If firm was not in the top ten for that year, no comparative figure is presented. Some of the companies presented in the above table may have performed layoffs and/or job increases that are not reflected in the numbers presented herein.

¹ Rochester Business Journal, The Book of Lists, 2018. Employment data is for Monroe, Genesee, Livingston, Ontario, Orleans and Wayne Counties.

² Reports total number of employees. Separate numbers for full and part-time employees were not available.

County of Monroe, New York
 Budgeted Full-Time County Employees by Department
 Last Ten Years

	2008	2009	2010	2011	2012	2013	2014	2015	2016	2017
Aviation	108.5	107.5	107.5	106.0	104.0	103.0	101.5	101.5	100.5	102.5
Board of Elections	55.0	53.0	53.0	52.0	52.0	52.0	51.0	51.0	49.0	51.0
Communications	5.5	5.5	5.5	5.5	5.5	5.5	4.5	4.5	4.5	8.0
County Executive	5.0	5.0	5.0	5.0	5.0	5.0	5.0	5.0	5.0	7.0
Environmental Services	382.5	371.5	363.5	342.5	339.0	333.0	328.5	320.5	314.5	319.0
Finance	102.5	99.0	95.0	92.0	93.0	89.5	84.5	83.0	80.0	65.5
Human Resources	36.5	33.5	33.5	33.5	33.0	31.0	30.5	30.5	32.5	34.5
Human Services	976.3	1,035.3	1,025.3	996.5	978.5	975.0	993.5	955.0	956.0	1,021.0
Information Services	48.0	46.0	46.0	43.0	43.0	43.0	41.0	42.0	42.0	44.0
Law	150.5	146.5	145.0	140.0	137.0	136.0	63.5	63.5	63.5	65.5
Monroe Community Hospital	724.8	711.8	709.5	688.3	680.3	680.0	664.5	664.5	663.3	668.3
Office of Public Integrity	-	-	-	-	-	-	-	-	-	4.0
Planning and Development	23.5	22.0	20.5	18.5	17.5	18.5	19.5	18.5	18.5	20.0
Public Defender	85.0	84.0	82.0	82.0	82.0	82.0	85.0	90.5	94.5	97.0
Public Health	248.0	239.5	239.5	235.5	232.5	231.5	213.5	213.5	214.5	224.0
Public Safety	301.5	294.5	294.5	275.5	274.0	273.0	266.0	271.5	270.5	277.0
Parks	143.3	141.3	142.8	139.8	139.8	139.8	138.8	156.8	158.8	159.7
Transportation	79.5	78.0	78.0	78.0	78.0	77.0	74.5	74.5	74.5	75.5
Veterans Service	5.0	4.0	4.0	4.0	4.0	5.0	5.0	5.0	5.0	6.0
County Clerk	110.5	107.5	107.5	107.5	105.5	105.5	103.5	103.5	103.5	106.5
County Legislature	58.0	58.0	58.0	58.0	56.0	56.0	54.0	54.0	54.0	54.0
District Attorney	143.5	143.0	143.0	144.0	144.0	142.0	139.0	140.0	140.5	139.5
Sheriff	1,087.0	1,087.0	1,090.0	1,087.0	1,086.5	1,086.5	1,082.0	1,083.0	1,083.0	1,087.0

Source: Monroe County Budget for the relevant year.

County of Monroe, New York
Operating Indicators
Last Ten Years

	2008	2009	2010	2011	2012	2013	2014	2015	2016	Est. 2017
Transportation										
Lane Miles Sealed	107	79	115	115	99	147	98	127	120	91
Lane Miles Resurfaced	44	95	87	48	40	11	33	62	87	78
Signs Fabricated ¹	4,839	6,895	8,134	6,416	6,403	9,271	8,500	10,258	12,000	6,500
Traffic Signs Installed - New	5,628	5,255	4,068	6,935	5,747	8,471	8,662	10,649	10,832	6,000
Signal Locations Serviced (all types)	794	784	776	787	787	782	783	779	777	779
County Clerk										
Land Records	87,251	92,215	84,277	88,405	97,003	94,169	76,295	79,848	90,367	87,000
Vehicle Registration	232,702	233,538	224,460	223,944	220,256	218,234	218,275	229,043	231,597	238,100
Passports	8,503	8,417	7,242	4,820	5,641	4,658	4,325	4,530	4,729	5,000
Learner Permits	21,609	21,581	20,887	20,577	20,677	20,746	21,135	21,903	22,059	20,600
Planning and Development										
Jobs Created (over next 3 years)	1,870	960	2,183	707	1,652	1,708	676	1,534	769	800
Housing Rehab Projects	101	82	97	95	93	93	80	80	68	65
First-time Home Buyer Purchase Subsidy	20	59	75	35	56	33	25	25	14	18
Health Department										
Clinics/Visits - Tuberculosis	15,215	15,189	14,269	14,269	14,406	13,226	22,479	20,042	20,474	20,000
Clinics/Visits - STD	13,754	13,462	13,773	13,773	11,946	11,000	11,428	10,446	10,467	11,000
Clinics/Visits - Immunization	6,012	6,993	4,939	4,939	5,305	4,310	4,180	4,118	5,818	4,500
Clinics/Visits - Foster Care	2,769	2,797	2,343	2,343	1,727	2,143	1,978	1,980	1,886	1,900
Sheriff										
Calls for Service	146,697	150,504	157,306	165,965	184,376	207,497	218,854	206,382	203,266	208,554
Safety Education Presentations	1,157	1,213	1,073	496	981	872	706	1,070	1,833	1,200
DARE Classrooms	3,102	3,442	3,602	3,550	2,968	2,267	2,393	2,393	3,234	4,075
SWAT Activations	2	5	5	4	3	4	7	2	8	6
Hostage Recovery Team Activations	3	3	5	4	3	1	2	2	2	2
Hazardous Device Team Activations	56	53	44	36	46	29	30	30	19	25
Public Safety - 911										
Calls Received	1,030,031	1,040,731	1,078,747	1,099,131	1,148,257	1,132,947	1,120,951	1,190,596	1,193,292	1,238,052
Police Events Dispatched	1,037,798	1,013,463	1,047,184	1,019,303	1,036,444	1,027,802	1,026,866	1,015,365	1,001,062	1,002,432
Fire Events Dispatched	88,065	87,051	108,571	110,111	109,544	102,469	95,055	98,162	97,236	98,456
EMS Events Dispatched	105,542	106,728	111,791	116,406	118,154	117,314	119,973	123,272	128,974	129,340
District Attorney										
Local Court Arraignments	33,962	27,878	27,847	18,668	18,210	14,548	15,948	15,247	14,662	14,600
STOP-DWI Felony Cases Screened	879	828	877	987	1,011	938	992	1,034	1,042	1,045
Aviation										
Passengers Boarded	1,396,522	1,287,552	1,268,792	1,209,746	1,217,974	1,222,055	1,188,713	1,189,502	1,197,742	1,198,000
Takeoffs and Landings	106,051	110,312	103,735	104,433	88,819	91,847	86,543	83,820	79,821	81,500

Source: Monroe County Budget for the relevant year.

County of Monroe, New York
Capital Asset Statistics
Last Ten Years

	2008	2009	2010	2011	2012	2013	2014	2015	2016	2017
Streets (Center Line Miles) ¹	661.0	662.5	662.5	662.5	662.3	662.7	661.5	661.6	661.6	661.3
3-Color Traffic Signals ¹	627.0	625.0	627.0	629.0	632.0	634.0	634.0	634.0	632.0	631.0
Sewer Pipe Miles ²	1,226.0	1,246.0	1,263.0	1,268.2	1,269.0	1,271.7	1,273.0	1,275.5	1,275.0	1,274.2
Vehicles ²	674.0	679.0	681.0	669.0	699.0	692.0	695.0	753.0	735.0	721.0

Sources:

¹Monroe County Department of Transportation

²Monroe County Department of Environmental Services, Fleet Services