



## **MONROE COUNTY BOARD OF ELECTIONS**

39 WEST MAIN STREET • ROCHESTER, NEW YORK 14614 • (585) 428-4550  
TDD# 428-2390

PETER M. QUINN  
*COMMISSIONER*

THOMAS F. FERRARESE  
*COMMISSIONER*

DOUGLAS E. FRENCH  
*DEPUTY COMMISSIONER*

SHEILA FLEISCHAUER  
*DEPUTY COMMISSIONER*

**OFFICIAL CANVASS  
OF THE  
BOARD OF CANVASSERS  
OF THE  
COUNTY OF MONROE**

IN RELATION TO THE VOTES GIVEN AT THE PRESIDENTIAL PRIMARY ELECTION HELD ON THE SECOND DAY OF MARCH, THE PRIMARY ELECTION HELD ON THE FOURTEENTH DAY OF SEPTEMBER AND THE GENERAL ELECTION HELD IN SAID COUNTY ON THE SECOND DAY OF NOVEMBER

# **2004**

## CONTENTS

Canvass of Scottsville Village Election .....	
Canvass of September Primary Results .....	
Canvass of General Election Results .....	
Seventh Judicial District Results by County .....	
Listing of Party Abbreviations Appearing in Canvass .....	
Listing of Candidates for Presidential Elector .....	
Profile of Party Enrollment .....	

### **March 2, 2004 Presidential Primary Election Results:**

Democratic - Presidential Preference .....	
Democratic - National Convention Delegates - 25 <sup>th</sup> District .....	
Democratic - National Convention Alternates - 25 <sup>th</sup> District .....	
Democratic - National Convention Delegates - 26 <sup>th</sup> District .....	
Democratic - National Convention Alternates - 26 <sup>th</sup> District .....	
Democratic - National Convention Delegates - 28 <sup>th</sup> District .....	
Democratic - National Convention Alternates - 28 <sup>th</sup> District .....	
Democratic - National Convention Delegates - 29 <sup>th</sup> District .....	
Democratic - National Convention Alternates - 29 <sup>th</sup> District .....	

### **September 14, 2004 Primary Election Results:**

Republican - Representative in Congress - 29 <sup>th</sup> District .....	
Republican - County Legislator - 15 <sup>th</sup> District - 1 Year Term .....	
Republican - Rush Town Justice .....	
Democratic - Representative in Congress - 28 <sup>th</sup> District .....	
Democratic - Representative in Congress - 29 <sup>th</sup> District .....	
Democratic - Commissioner of Schools - 3 Year Term .....	
Independence - County Court Judge .....	
Independence - County Legislator - 3 <sup>rd</sup> District - 1 Year Term .....	
Independence - County Legislator - 8 <sup>th</sup> District - 1 Year Term .....	
Independence - East Rochester Town Justice .....	
Independence - Member of State Committee	
130 <sup>th</sup> Assembly District-Male .....	
Independence - Member of State Committee	
130 <sup>th</sup> Assembly District-Female .....	
Independence - Member of State Committee	
131 <sup>st</sup> Assembly District-Male .....	
Independence - Member of State Committee	
131 <sup>st</sup> Assembly District-Female .....	
Independence - Member of State Committee	
132 <sup>nd</sup> Assembly District-Male .....	
Independence - Member of State Committee	
132 <sup>nd</sup> Assembly District-Female .....	
Independence - Member of State Committee	
134 <sup>th</sup> Assembly District-Male .....	
Independence - Member of State Committee	
134 <sup>th</sup> Assembly District-Female .....	
Independence - Member of State Committee	
135 <sup>th</sup> Assembly District-Male .....	
Independence - Member of State Committee	
135 <sup>th</sup> Assembly District-Female .....	
Independence - Judicial Delegate - 131 <sup>st</sup> Assembly District .....	
Independence - Judicial Delegate - 132 <sup>nd</sup> Assembly District .....	
Independence - Judicial Delegate - 134 <sup>th</sup> Assembly District .....	

Independence - Judicial Delegate - 135<sup>th</sup> Assembly District .....  
 Independence - Alternate Judicial Delegate - 132<sup>nd</sup> Assembly District .....  
 Independence - Alternate Judicial Delegate - 135<sup>th</sup> Assembly District .....  
 Conservative - Representative in Congress - 29<sup>th</sup> District .....  
 Conservative - East Rochester Town Justice .....  
 Working Families - County Court Judge .....

**November 2, 2004 General Election Results:**

President and Vice-President of the United States .....  
 United States Senator .....  
 Justice of the Supreme Court 7<sup>th</sup> Judicial District .....  
 Representative in Congress 25<sup>th</sup> District .....  
 Representative in Congress 26<sup>th</sup> District .....  
 Representative in Congress 28<sup>th</sup> District .....  
 Representative in Congress 29<sup>th</sup> District .....  
 State Senator 54<sup>th</sup> District .....  
 State Senator 55<sup>th</sup> District .....  
 State Senator 56<sup>th</sup> District .....  
 State Senator 62<sup>nd</sup> District .....  
 Member of Assembly 130<sup>th</sup> District .....  
 Member of Assembly 131<sup>st</sup> District .....  
 Member of Assembly 132<sup>nd</sup> District .....  
 Member of Assembly 133<sup>rd</sup> District .....  
 Member of Assembly 134<sup>th</sup> District .....  
 Member of Assembly 135<sup>th</sup> District .....  
 Member of Assembly 139<sup>th</sup> District .....  
 Judge of the County Court .....  
 County Clerk .....  
 County Legislator - 3<sup>rd</sup> District - 1 Year Term .....  
 County Legislator - 8<sup>th</sup> District - 1 Year Term .....  
 County Legislator - 9<sup>th</sup> District - 1 Year Term .....  
 County Legislator - 11<sup>th</sup> District - 1 Year Term .....  
 County Legislator - 12<sup>th</sup> District - 1 Year Term .....  
 County Legislator - 15<sup>th</sup> District - 1 Year Term .....  
 County Legislator - 20<sup>th</sup> District - 1 Year Term .....  
 Commissioner of Schools - 3 Year Term .....  
 Town of Penfield - Member of Town Council - 1 Year Term .....  
 Town of Perinton - Member of Town Council - 3 Year Term .....  
 Town of Riga - Superintendent of Highways - 1 Year Term .....  
 Town of Rush - Town Justice .....  
 Town of Sweden - Town Clerk - 1 Year Term .....  
 Town of Sweden - Receiver of Taxes - 3 Year Term .....  
 Town of Wheatland - Town Supervisor - 1 Year Term .....  
 Town of Wheatland - Member of Town Council - 1 Year Term .....  
 Town of East Rochester - Town Justice .....  
 Voter Turnout - 2004 General Election .....  
 Party Enrollment by Age .....  
 Voter Registration 1987-2004 .....  
 Party Enrollment by Gender .....  
 Party Enrollment by Location .....  
 Party Enrollment Trends .....  
 Voter Turnout General Election 1992-2004 .....  
 Voter Turnout History .....

**CANVASS OF SCOTTSVILLE VILLAGE ELECTION RESULTS**

We, Peter M. Quinn and Thomas F. Ferrarese, Board of Elections of the County of Monroe, having canvassed the votes cast for all the candidates at the Scottsville Village Election held in this state on the 16th day of March, 2004, do hereby certify that the following votes were received:

VILLAGE MAYOR - 2 YEAR TERM

VILLAGE UNITY            Michael F. Souers ..... 42 Votes

VILLAGE TRUSTEE - 4 YEAR TERM

PLAN TOGETHER            Patrick Himmeler ..... 40 Votes  
VILLAGE ADVOCATES        Paul F. Gee ..... 42 Votes

VILLAGE TRUSTEE - 2 YEAR TERM

MAIN STREET                Lino Contestabile ..... 40 Votes

**CANVASS OF PRIMARY ELECTION RESULTS**

We, Peter M. Quinn and Thomas F. Ferrarese, Board of Elections of the County of Monroe, having canvassed the votes cast at the Primary Election held in this state on the 14th day of September, 2004, do hereby certify that the following candidates received the votes set opposite their names:

**Republican Party**

Representative in Congress, 29<sup>th</sup> District

John Randy Kuhl, Jr..... 2,278 Votes  
Mark W. Assini..... 5,125 Votes

County Legislator - 15<sup>th</sup> District - 1 Year Term

James F. Carlevatti..... 268 Votes  
Dan Quatro..... 680 Votes

Riga Town Justice

Henry E. Kirch..... 219 Votes  
James J. Bucci, Jr..... 136 Votes  
Douglas W. Morrison..... 95 Votes

**Democratic Party**

Representative in Congress, 28<sup>th</sup> District

Louise M. Slaughter..... 7,528 Votes  
Francina J. Cartonia..... 664 Votes

Representative in Congress, 29<sup>th</sup> District

Samara Barend..... 2,406 Votes  
Jeremy Weir Alderson..... 647 Votes

Commissioner of Schools - 3 Year Term

Domingo Garcia, Sr..... 4,056 Votes  
Cynthia A. Elliott..... 2,969 Votes

Member of County Committee  
21st Legislative District, 1st Election District

Niyoker Foster..... 17 Votes  
Gloria I. Yacoub..... 24 Votes  
Elizabeth S. Gerling..... 21 Votes  
Tremain Harris..... 18 Votes  
Wallace R. Smith..... 14 Votes  
Pedro A. Maneiro..... 15 Votes  
Millie Foster..... 16 Votes  
Matthew R. Lembke..... 16 Votes

**Democratic Party - Cont.**

Member of County Committee

21st Legislative District, 4th Election District

Loretta Pressley.....	12	Votes
Benjamin L. Douglas.....	17	Votes
Rolanda S. Johnson.....	10	Votes
Lawrence A. Knox, Jr.....	5	Votes
Mearlene Langston.....	11	Votes
Kathy Y. Mobley.....	14	Votes
Veronica S. Golding.....	12	Votes

Member of County Committee

21st Legislative District, 14th Election District

Adele M. Fine.....	43	Votes
Twanda D. Daniels.....	36	Votes
Marilyn J. Parchus.....	39	Votes
Clara A. Myers.....	32	Votes
Quincy Jones.....	25	Votes
David G. Harris.....	23	Votes

Member of County Committee

21st Legislative District, 17th Election District

Rachel E. McGinnis.....	15	Votes
Owens F. Shepard.....	17	Votes
Latasha A. Nixon.....	19	Votes
Betty J. Rutledge.....	19	Votes
Fatamah Abdi.....	8	Votes
Anthony J. Plonczynski.....	7	Votes
Gwendolyn C. Brisbon.....	9	Votes
Mia C. Houston.....	14	Votes

Member of County Committee

21st Legislative District, 19th Election District

Pamela M. Lennon.....	9	Votes
Chereeze Y. Hall.....	10	Votes
Ralph E. Binion.....	14	Votes
Mary S. Conyer.....	13	Votes
Mary J. Verrillo.....	9	Votes
Fannie J. Williams.....	8	Votes
Veronica S. Hampton.....	9	Votes

Member of County Committee

21st Legislative District, 20th Election District

Saul A. Maneiro.....	9	Votes
Anthony Leavy.....	11	Votes
Thomas E. Elliott.....	7	Votes
Virginia T. Dick.....	6	Votes
Gladys Santiago.....	4	Votes

Member of County Committee

21st Legislative District, 21st Election District

Stanley L. Robinson.....	21	Votes
Gregory C. Harris.....	24	Votes
Joan L. Moorehead.....	21	Votes
Cheryl A. Moeller.....	12	Votes
Cheryl A. Robinson.....	24	Votes
Diane F. Domicello.....	9	Votes
Ana M. Romero.....	9	Votes

**Democratic Party - Cont.**

Member of County Committee

21st Legislative District, 22nd Election District

Curtis McCadney.....	18	Votes
Christopher D. Knowlin.....	20	Votes
Andora Moses.....	20	Votes
Arrica S. Shelton.....	16	Votes
Nathaniel Brown.....	20	Votes
Jose Luis Tejada.....	10	Votes

Member of County Committee

21st Legislative District, 23rd Election District

Vanella J. Cummings.....	23	Votes
Reginald J. Reed.....	26	Votes
Victoria R. Cummings.....	30	Votes
John M. Page.....	25	Votes
Mary Ridley.....	17	Votes

Member of County Committee

28th Legislative District, 2nd Election District

Grace F. Gaudino.....	32	Votes
Edith Snowden.....	14	Votes
Kashari D. Snowden.....	13	Votes
Mary F. Wallace.....	29	Votes
Solomon Snowden.....	11	Votes
Stephanie Snowden.....	11	Votes
Junior Prescod.....	20	Votes

Member of County Committee

28th Legislative District, 3rd Election District

Orrin L. Nowlin.....	6	Votes
Narciso R. Martinez.....	8	Votes
Janet M. Radcliffe.....	7	Votes
Bessie L. Mack.....	5	Votes
Tammy A. Massey.....	7	Votes
Ivonne B. Garcia.....	9	Votes
Nemesio Martinez.....	8	Votes
Diana M. Ortiz.....	5	Votes

Member of County Committee

28th Legislative District, 12th Election District

Patricia L. Walker.....	11	Votes
Lashanda T. Brown.....	9	Votes
Latoya Crockton.....	7	Votes
Lydia E. Otero.....	14	Votes
Donna M. Brown.....	6	Votes
Domingo Garcia, Sr.....	17	Votes
Charlotte M. Hill.....	16	Votes
Marion Walker.....	13	Votes

Member of County Committee

28th Legislative District, 18th Election District

JoAnn Santos.....	24	Votes
Melissa A. Carey.....	11	Votes
Joseph T. Carey.....	4	Votes
Felix A. Quinones.....	16	Votes
Christopher J. LaPage.....	4	Votes
Sonia Quinones.....	21	Votes
Louis T. Amico.....	18	Votes
Lorraine L. Carey.....	9	Votes

**Democratic Party - Cont.**

Member of County Committee  
29th Legislative District, 2nd Election District

Irene R. Carter.....	11 Votes
Clarence E. Hardy.....	12 Votes
James Shuler.....	12 Votes
Anthony D. Reed.....	13 Votes
Joseph C. Anuszkiewicz.....	4 Votes

Member of County Committee  
29th Legislative District, 3rd Election District

Patricia I. Marks.....	8 Votes
Linda Haygood.....	7 Votes
Janette T. Hannah.....	3 Votes
Marisol O. Lopez.....	12 Votes
Mary E. McCrank.....	4 Votes
Armetric T. Pruitt.....	2 Votes
Richard Lopez.....	12 Votes
Theodore Hardy.....	1 Vote

**Conservative Party**

Representative in Congress 29<sup>th</sup> District

Mark W. Assini.....	253 Votes
*Opportunity To Ballot* John Randy Kuhl, Jr.....	12 Votes

East Rochester Town Justice

Paul M. Fioravanti.....	16 Votes
J. Scott Odorisi.....	30 Votes

**Independence Party**

County Court Judge (vote for 2)

John J. Connell.....	234 Votes
Patricia D. Marks.....	268 Votes
John L. DeMarco.....	224 Votes

County Legislator - 3<sup>rd</sup> District - 1 Year Term

Mary Valerio.....	30 Votes
*Opportunity To Ballot* Amy Campbell.....	6 Votes

County Legislator - 8<sup>th</sup> District - 1 Year Term

Dave Malta.....	9 Votes
*Opportunity To Ballot* Christopher Gorman.....	8 Votes

East Rochester Town Justice

Paul M. Fioravanti.....	13 Votes
J. Scott Odorisi.....	25 Votes

Member of State Committee, 130<sup>th</sup> District (Male)

Todd C. Stout.....	11 Votes
Charles K. Eames.....	13 Votes

Member of State Committee, 130<sup>th</sup> District (Female)

Donna L. Eames.....	10 Votes
Jacqueline Halldow.....	12 Votes

Member of State Committee, 131<sup>st</sup> District (Male)



Erik V. Hutt.....	24	Votes
Rafael Colon.....	106	Votes

**Independence Party - Cont.**

Member of State Committee, 131<sup>st</sup> District (Female)

Brenda L. Mini.....	28	Votes
Blanca S. Colon.....	97	Votes

Member of State Committee, 132<sup>nd</sup> District (Male)

Todd Jeanguenat.....	26	Votes
Edward J. Appleby.....	26	Votes

Member of State Committee, 132<sup>nd</sup> District (Female)

Theresa M. Carter.....	28	Votes
Lili Vega.....	26	Votes

Member of State Committee, 134<sup>th</sup> District (Male)

Walter J. Schiemann.....	23	Votes
Wilford W. Menear.....	17	Votes

Member of State Committee, 134<sup>th</sup> District (Female)

Aryn S. Warner.....	14	Votes
Jessica L. McCann.....	28	Votes

Member of State Committee, 135<sup>th</sup> District (Male)

Don Porto.....	42	Votes
David T. Stockmeister.....	59	Votes

Member of State Committee, 135<sup>th</sup> District (Female)

Peggy L. Allen.....	58	Votes
Pierina D. Porto.....	36	Votes

Judicial Delegate - 131<sup>st</sup> District (vote for 2)

Brenda L. Mini.....	24	Votes
Erik V. Hutt.....	19	Votes
Rafael Colon.....	100	Votes
Blanca S. Colon.....	90	Votes

Judicial Delegate - 132<sup>nd</sup> District (vote for 3)

Joseph L. D'Angelo.....	37	Votes
George A. Torres.....	30	Votes
Rosalie J. Ladelfa.....	26	Votes
Donna D'Angelo.....	25	Votes
Lili Vega.....	26	Votes
Todd Jeanguenat.....	21	Votes

Judicial Delegate - 134<sup>th</sup> District (vote for 4)

Wilford W. Menear.....	21	Votes
Alene M. Kleinsteiber.....	13	Votes
James E. Kleinsteiber.....	17	Votes
Steven M. Gerke.....	18	Votes
Aryn S. Warner.....	16	Votes
Robert A. Koutras.....	12	Votes
Jessica L. McCann.....	22	Votes
Walter J. Schiemann.....	19	Votes

Judicial Delegate - 135<sup>th</sup> District (vote for 4)

Donald Stockmeister.....	52	Votes
Cindy L. Steigerwald.....	36	Votes
Don Porto.....	42	Votes
David T. Stockmeister.....	49	Votes
Peggy L. Allen.....	52	Votes
Edward R. Taddeo.....	47	Votes

Jennifer L. Baer..... 39 Votes  
Barbara L. Stockmeister..... 50 Votes

**Independence Party - Cont.**

Alternate Judicial Delegate - 132<sup>nd</sup> District (vote for 3)

Stephen P. Corryn..... 35 Votes  
Edward J. Appleby..... 31 Votes  
Robert Butera..... 35 Votes  
Martin W. McMillan..... 22 Votes

Alternate Judicial Delegate - 135<sup>th</sup> District (vote for 4)

William J. Neild..... 46 Votes  
George A. Thor..... 40 Votes  
Michael L. Gerlach..... 50 Votes  
Kathryn E. Keister..... 54 Votes  
Pamela M. Sawdey..... 53 Votes  
Carol R. Neild..... 51 Votes

**Working Families Party**

County Court Judge (vote for 2)

John J. Connell..... 21 Votes  
John L. DeMarco..... 19 Votes  
Patricia D. Marks..... 23 Votes

CANVASS OF GENERAL ELECTION RESULTS

We, Peter M. Quinn and Thomas F. Ferrarese, Board of Elections of the County of Monroe, having canvassed the votes cast at the General Election held in this state on the 2<sup>nd</sup> day of November, 2004, hereby certify that the following candidates received the votes set opposite their names:

PRESIDENT AND VICE-PRESIDENT OF THE UNITED STATES

Republican-Conservative, George W. Bush and Dick Cheney . . . . .	163,545	Votes
Democratic-Working Families, John F. Kerry and John Edwards. . . . .	173,497	Votes
Independence, Ralph Nader and Jan D. Pierce . . . . .	4,302	Votes
Peace And Justice, Ralph Nader and Peter Miguel Camejo. . . . .	.761	Votes
Socialist Workers, Roger Calero and Arrin Hawkins. . . . .	.75	Votes
Libertarian, Michael Badnarik and Richard V. Campagna. . . . .	801	Votes
Write In, David Cobb. . . . .	.16	Votes
Write In, Michael Halpin. . . . .	0	Votes
Write In, John Joseph Kennedy . . . . .	0	Votes
Write In, Michael A. Peroutka . . . . .	.67	Votes
Write In, Bill Van Auken. . . . .	0	Votes

UNITED STATES SENATOR

Republican, Howard Mills. . . . .	.87,655	Votes
Democratic-Independence-Working Families, Charles E. Schumer. . . . .	204,268	Votes
Conservative, Marilyn F. O'Grady. . . . .	.12,612	Votes
Builders, Abraham Hirschfeld. . . . .	.848	Votes
Socialist Workers, Martin Koppel. . . . .	.601	Votes
Libertarian, Donald Silberger . . . . .	1,166	Votes
Green, David E. McReynolds . . . . .	1,995	Votes

JUSTICE OF THE STATE SUPREME COURT - 7th JUDICIAL DISTRICT

Republican-Conservative, Thomas A. Stander . . . . .	.149,023	Votes
Republican, Ann Marie Taddeo . . . . .	.157,787	Votes
Democratic-Conservative-Working Families, Frank P. Geraci, Jr. . . . .	.153,793	Votes

REPRESENTATIVE IN CONGRESS - 25th DISTRICT

Republican-Independence-Conservative, James T. Walsh. . . . .	29,940	Votes
Peace and Justice, Howie Hawkins . . . . .	.2,207	Votes

REPRESENTATIVE IN CONGRESS - 26th DISTRICT

Republican-Independence-Conservative, Thomas M. Reynolds. . . . .	37,618	Votes
Democratic-Working Families, Jack Davis . . . . .	24,237	Votes

REPRESENTATIVE IN CONGRESS - 28th DISTRICT

Republican-Conservative, Michael D. Laba. . . . .	.22,121	Votes
Democratic-Working Families, Louise M. Slaughter . . . . .	73,285	Votes
Independence, Francina J. Cartonia. . . . .	1,983	Votes

REPRESENTATIVE IN CONGRESS - 29th DISTRICT

Republican, John Randy Kuhl, Jr. . . . . 36,373 Votes  
Democratic-Working Families, Samara Barend . . . . . 44,218 Votes  
Independence, John Ciampoli. . . . . 2,713 Votes  
Conservative, Mark W. Assini . . . . . 9,101 Votes

STATE SENATOR - 54<sup>th</sup> DISTRICT

Republican-Independence-Conservative, Michael F. Nozzolio . . . . . 13,920 Votes

STATE SENATOR - 55<sup>th</sup> DISTRICT

Republican-Independence-Conservative, Jim Alesi . . . . . 90,750 Votes  
Democratic, Eugene F. Saltzberg. . . . . 44,299 Votes

STATE SENATOR - 56<sup>th</sup> DISTRICT

Republican-Independence-Conservative-Working Families, Joseph E. Robach. . . . .  
. . . . . 68,061 Votes  
Democratic, Robert S. Ertischek. . . . . 39,242 Votes

STATE SENATOR - 62<sup>nd</sup> DISTRICT

Republican-Independence-Conservative-Working Families, George D. Maziarz . . . . .  
. . . . . 20,879 Votes  
Democratic, Matthew J. Bova. . . . . 10,811 Votes

MEMBER OF ASSEMBLY - 130<sup>th</sup> DISTRICT

Republican-Independence-Conservative, Joe Errigo . . . . . 18,118 Votes  
Democratic-Working Families, Christine W. Saltzberg. . . . . 14,383 Votes

MEMBER OF ASSEMBLY - 131<sup>st</sup> DISTRICT

Republican-Independence-Conservative, Michael S. Slattery. . . . . 21,439 Votes  
Democratic-Working Families, Susan V. John . . . . . 23,355 Votes

MEMBER OF ASSEMBLY - 132<sup>nd</sup> DISTRICT

Democratic, Joseph D. Morelle . . . . . 34,831 Votes

MEMBER OF ASSEMBLY - 133<sup>rd</sup> DISTRICT

Democratic, David F. Gantt. . . . . 22,050 Votes

MEMBER OF ASSEMBLY - 134<sup>th</sup> DISTRICT

Republican-Independence-Conservative, Bill Reilich. . . . . 33,494 Votes  
Democratic-Working Families, Laurie E. Shea. . . . . 17,437 Votes

MEMBER OF ASSEMBLY - 135<sup>th</sup> DISTRICT

Republican-Conservative, Mark C. Johns . . . . . 25,890 Votes  
Democratic-Independence-Working Families, David R. Koon . . . . . 40,255 Votes

MEMBER OF ASSEMBLY - 139<sup>th</sup> DISTRICT

Republican-Independence-Conservative, Charles H. Nesbitt . . . . . 9,765 Votes

JUDGE OF THE COUNTY COURT

Republican, John L. DeMarco . . . . . 122,518 Votes

Democratic-Independence-Conservative-Working Families, John J. Connell . . . . . 174,654 Votes

Democratic-Independence-Conservative-Working Families, Patricia D. Marks . . . . . 189,633 Votes

COUNTY CLERK

Republican-Independence-Conservative, Cheryl Dinolfo . . . . . 185,260 Votes

Democratic-Working Families, Bob Cook . . . . . 114,770 Votes

COUNTY LEGISLATOR 3<sup>rd</sup> DISTRICT - 1 YEAR TERM

Republican-Independence-Conservative, Mary Valerio . . . . . 7,195 Votes

Democratic-Working Families, Amy T. Campbell . . . . . 4,027 Votes

COUNTY LEGISLATOR 8<sup>TH</sup> DISTRICT - 1 YEAR TERM

Republican-Independence-Conservative, Dave Malta . . . . . 6,713 Votes

Democratic-Working Families, Christopher R. Gorman . . . . . 6,255 Votes

COUNTY LEGISLATOR 9<sup>TH</sup> DISTRICT - 1 YEAR TERM

Republican-Independence-Conservative, Tony LaFountain . . . . . 7,399 Votes

Democratic-Working Families, Mel Callan . . . . . 5,752 Votes

COUNTY LEGISLATOR 11<sup>TH</sup> DISTRICT - 1 YEAR TERM

Republican-Independence-Conservative, Mike Barker . . . . . 7,407 Votes

Democratic-Working Families, David A. Thiel . . . . . 4,719 Votes

COUNTY LEGISLATOR 12<sup>TH</sup> DISTRICT - 1 YEAR TERM

Republican-Independence-Conservative, Jeff Adair . . . . . 7,903 Votes

Democratic-Working Families, Michael J. Radigan . . . . . 4,805 Votes

COUNTY LEGISLATOR 15<sup>TH</sup> DISTRICT - 1 YEAR TERM

Republican-Independence-Conservative, Dan Quatro . . . . . 7,315 Votes

Democratic, Dolly Kujawa . . . . . 5,034 Votes

COUNTY LEGISLATOR 20<sup>TH</sup> DISTRICT - 1 YEAR TERM

Republican-Independence-Conservative, Robert Colby . . . . . 7,455 Votes

COMMISSIONER OF SCHOOLS - 3 YEAR TERM

Democratic, Domingo Garcia, Sr. . . . . 40,509 Votes

Green, David R. Atias . . . . . 3,016 Votes

PENFIELD MEMBER OF TOWN COUNCIL - 1 YEAR TERM

Republican-Independence-Conservative, Marcia M. Rocco. . . . . 9,605 Votes  
Democratic, David C. Meng . . . . . 7,821 Votes

PERINTON MEMBER OF TOWN COUNCIL - 3 YEAR TERM

Republican-Independence-Conservative, Joseph H. LaFay. . . . . 14,224 Votes  
Democratic, Daniel J. Sullivan. . . . . 9,191 Votes

RIGA SUPERINTENDENT OF HIGHWAYS - 1 YEAR TERM

Republican-Conservative, Thomas P. Klafehn. . . . . 2,017 Votes

RUSH TOWN JUSTICE

Republican, Henry E. Kirch. . . . . 1,335 Votes

SWEDEN TOWN CLERK - 1 YEAR TERM

Republican-Conservative, Janet L. Olivieri. . . . . 3,137 Votes

SWEDEN RECEIVER OF TAXES - 3 YEAR TERM

Republican-Conservative, Karen M. Sweeting. . . . . 3,320 Votes

WHEATLAND SUPERVISOR - 1 YEAR TERM

Republican-Independence-Conservative, Linda M. Dobson. . . . . 1,708 Votes

WHEATLAND MEMBER OF TOWN COUNCIL - 1 YEAR TERM

Republican-Conservative, Edward Shero . . . . . 1,663 Votes

EAST ROCHESTER TOWN JUSTICE

Republican, Paul M. Fioravanti. . . . . 1,225 Votes  
Democratic-Independence-Conservative-Working Families, J. Scott Odorisi . . . . .  
. . . . . 1,625 Votes

SEVENTH JUDICIAL DISTRICT  
RESULTS OF NOVEMBER 2, 2004 GENERAL ELECTION BY COUNTY

**Thomas A. Stander**

---

<u>County</u>	<u>Republican</u>	<u>Conservative</u>
Cayuga	14,632	2,046
Livingston	13,982	1,129
Monroe	132,805	16,218
Ontario	22,808	2,327
Seneca	6,488	620
Steuben	20,804	1,378
Wayne	19,478	2,500
Yates	4,992	395
	-----	-----
Totals	235,989	26,613

**Ann Marie Taddeo**

---

<u>County</u>	<u>Republican</u>
Cayuga	15,922
Livingston	15,484
Monroe	157,787
Ontario	25,366
Seneca	7,289
Steuben	21,639
Wayne	21,877
Yates	5,255
	-----
Totals	270,619

**Frank P. Geraci, Jr.**

---

<u>County</u>	<u>Democratic</u>	<u>Conservative</u>	<u>Working Families</u>
Cayuga	10,254	1,127	657
Livingston	7,517	695	468
Monroe	135,075	12,158	6,560
Ontario	14,875	1,510	827
Seneca	4,190	400	278
Steuben	7,060	640	399
Wayne	10,360	1,521	681
Yates	3,014	371	179
	-----	-----	-----
Totals	192,345	18,422	10,049

**PARTY ABBREVIATIONS APPEARING IN CANVASS**

BLD	.....	Builders
CON	.....	Conservative
DEM	.....	Democratic
GRE	.....	Green
IND	.....	Independence
LBT	.....	Libertarian
PJ	.....	Peace and Justice
REP	.....	Republican
SWP	.....	Socialist Workers
WOR	.....	Working Families



**LIST OF CANDIDATES FOR ELECTORS  
PRESIDENT AND VICE-PRESIDENT OF THE UNITED STATES**

**REPUBLICAN**

GEORGE E. PATAKI  
ALEXANDER F. TREADWELL  
JOSEPH BRUNO  
CHARLES NESBITT  
MARY DONOHUE  
RUDOLPH GIULIANI  
CHARLES GARGANO  
JOSEPH MONDELLO  
J. PATRICK BARRETT  
JOHN F. NOLAN  
ROBERT DAVIS  
PETER J. SAVAGO  
MAGGIE BROOKS  
CATHERINE BLANEY  
HOWARD MILLS  
JOHN CAHILL  
RITA DIMARTINO  
LIBBY PATAKI  
STEPHEN MINARIK  
RAYMOND MEIER  
THOMAS M. REYNOLDS  
ADAM STOLL  
HERMAN BADILLO  
JANE FORBES CLARK  
JAMES GARNER  
SHAUN MARIE LEVINE  
VIOLA J. HUNTER  
LAURA SCHREINER  
CARMEN GOMEZ GOLDBERG  
BERNADETTE CASTRO  
CATHY JIMINO

**DEMOCRATIC**

JOSEPH ASHTON  
BILL DE BLASIO  
MOLLY CLIFFORD  
LORRAINE CORTES-VAZQUEZ  
INEZ DICKENS  
DANNY DONAHUE  
HERMAN D. FARRELL  
VIRGINIA FIELDS  
EMILY GISKE  
BEA GONZALEZ  
ALAN HEVESI  
FRANK HOARE  
VIRGINIA KEE  
PEGGY KERRY  
DENISE KING  
LEN LENIHAN  
BERTHA LEWIS  
ALAN LUBIN  
THOMAS MANTON  
DENNIS MEHIEL  
JUNE O'NEILL  
DAVID PATERSON  
JOSE RIVERA  
RICH SCHAFFER  
CHUNG SETO  
SHELDON SILVER  
ELIOT SPITZER  
ANTOINE THOMPSON  
PAUL TOKASZ  
BILL WOOD  
ROBERT ZIMMERMAN

## **INDEPENDENCE**

FRAN SIEMS  
BARBARA SMITH  
THERESA SMITH  
JOSEPH BARUTH  
HOWARD EDELBAUM  
BRYAN PUERTAS  
BARBARA PERSHAY  
ELIZABETH ALLEN  
PAUL GOULDIN  
JOAN FLEISCHMAN  
KEN GALLASHAW  
ROBERT CONROY  
BOBBY SOTO  
LENORA FULANI  
HARRY KRESKY  
AMY JO BUTLER  
REBECCA SEWARD  
LILI VEGA  
JEFF GRAHAM  
PATRICIA ANKEN  
JUDITH RESEN  
PAUL CAPUTO  
JESSIE FIELDS  
SARAH LYONS  
JUDITH A. ORSINI  
LEE KOLESNIKOFF  
BEN CURTIS  
LORRAINE STEVENS  
FRANK MACKAY  
EILEEN TRACE  
RICHARD SCHULMAN

## **CONSERVATIVE**

GEORGE E. PATAKI  
ALEXANDER F. TREADWELL  
JOSEPH BRUNO  
CHARLES NESBITT  
MARY DONOHUE  
RUDOLPH GIULIANI  
CHARLES GARGANO  
JOSEPH MONDELLO  
J. PATRICK BARRETT  
JOHN F. NOLAN  
ROBERT DAVIS  
PETER J. SAVAGO  
MAGGIE BROOKS  
CATHERINE BLANEY  
HOWARD MILLS  
JOHN CAHILL  
RITA DIMARTINO  
LIBBY PATAKI  
STEPHEN MINARIK  
RAYMOND MEIER  
THOMAS M. REYNOLDS  
ADAM STOLL  
HERMAN BADILLO  
JANE FORBES CLARK  
JAMES GARNER  
SHAUN MARIE LEVINE  
VIOLA J. HUNTER  
LAURA SCHREINER  
CARMEN GOMEZ GOLDBERG  
BERNADETTE CASTRO  
CATHY JIMINO

## **WORKING FAMILIES**

HERMAN D. FARRELL, JR.  
SHELDON SILVER  
DENNIS MEHIEL  
PEGGY KERRY  
ALAN HEVESI  
ELIOT SPITZER  
DAVID PATERSON  
ROBERT ZIMMERMAN  
JUNE O'NEILL  
DENISE KING  
DANNY DONAHUE  
ALAN LUBIN  
THOMAS MANTON  
JOSE RIVERA  
LEN LENIHAN  
BEA GONZALEZ  
LORRAINE CORTES-VAZQUEZ  
INEZ DICKENS  
EMILY GISKE  
VIRGINIA KEE  
CHUNG SETO  
MOLLY CLIFFORD  
VIRGINIA FIELDS  
FRANK HOARE  
BILL WOOD  
BILL DE BLASIO  
ANTOINE THOMPSON  
RICH SCHAFFER  
PAUL TOKASZ  
BERTHA LEWIS  
JOSEPH ASHTON

## **PEACE AND JUSTICE**

SALLY J. CASS  
MITCHEL COHEN  
MILLICENT Y. COLLINS  
EDWARD T. DODGE  
MARK A. DUNLEA  
J. DAVID EDELSTEIN  
JAMES FARNEY  
LESLIE FARNEY  
ANTHONY GRONOWICZ  
HOWIE HAWKINS  
GERALD F. KANN  
ALAN B. KENDRICK-BOWSER  
JAMES C. LANE  
PETER LAVENIA  
DANIELLA LIEBLING  
JOSEPH LOMBARDO  
RONALD J. MACKINNON  
JESSICA L. MAXWELL  
ROBIN L. MILLER  
STEVEN PENN  
STEPHEN H. REYNOLDS  
REBECCA ROTZLER  
LEIGH C. SAFFORD  
ERIC SALZMAN  
LORNA SALZMAN  
RACHEL TREICHLER  
JASON WEST  
BETTY K. WOOD  
PAUL H. ZULKOWITZ

**SOCIALIST WORKERS**

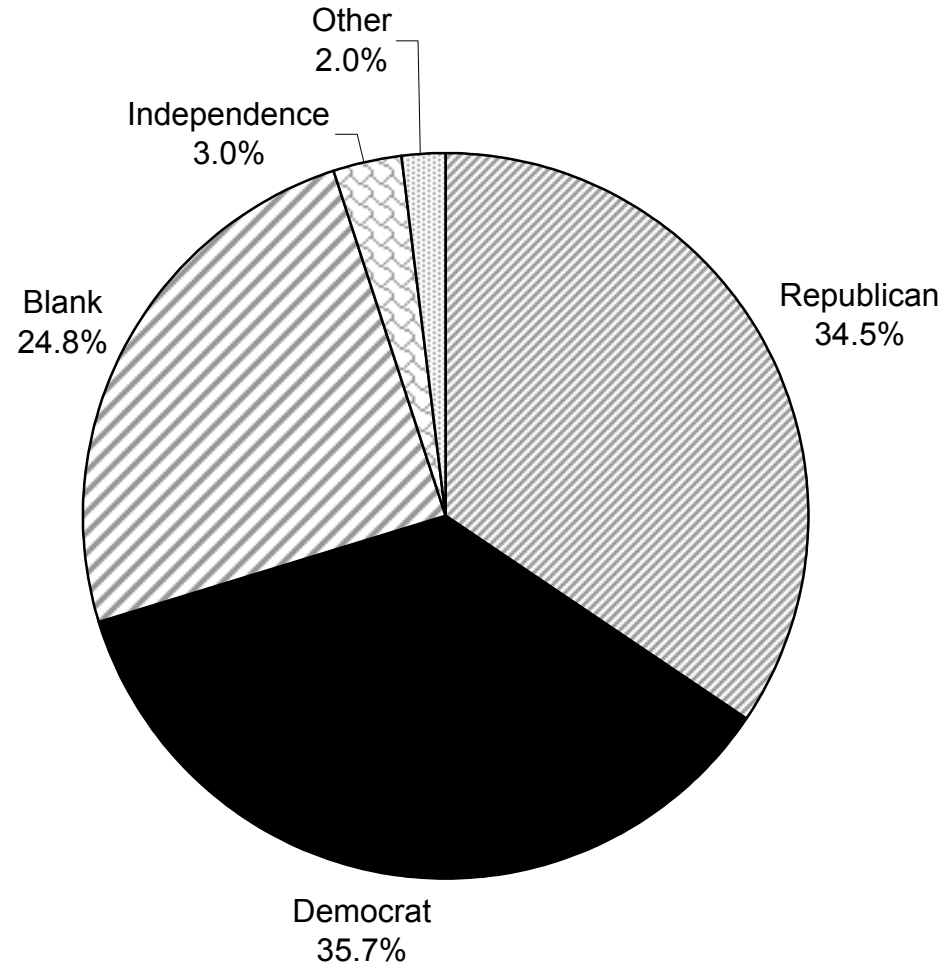
MICHAEL J. FITZSIMMONS  
OLGA L. RODRIGUEZ

**LIBERTARIAN**

RICHARD A. COOPER  
DAWN DAVIS  
DONALD H. DAVIS  
ROBERT S. FLANZER  
CHRISTOPHER B. GARVEY  
DAVID A. HARNETT  
JAMES E. HARRIS  
LORETTA K. HETZNER  
WERNER HETZNER  
DAVID J. HOPWOOD  
NICOLAS LEOBOLD  
JIM LESCZYNSKI  
ADAM MARTIN  
BRUCE A. MARTIN  
CRYSTAL MARTIN  
WILLIAM P. MCMILLEN  
RONALD G. MOORE  
JOHN C. MOUNTEER  
CHRISTIAN PADGETT  
AUDREY M. PAPPAELIOU  
GARY S. POPKIN  
LOUISE POPKIN  
ELEANOR ROSENBLATT  
CATHERINE RUKS  
THOMAS RUKS  
NORMA SEGAL  
DONALD SILBERGER  
SAM SLOAN  
THOMAS ROBERT STEVENS

# PROFILE OF PARTY ENROLLMENT

County of Monroe



DEMOCRATIC PRESIDENTIAL PREFERENCE PRIMARY  
SUMMARY

LEGISLATIVE DISTRICT OR TOWN	TOTAL VOTERS	DENNIS J. KUCINICH	JOE LIEBERMAN	JOHN EDWARDS	LYNDON H. LAROCHE, JR.	HOWARD DEAN	AL C. SHARPTON	JOHN F. KERRY	DICK GEPHARDT	WESLEY K. CLARK	BLANK AND VOID
		1A	1B	1C	1D	1E	1F	1G	1H	1I	
Leg. Dist. 6	174	12	2	60	1	5	6	87	0	0	1
Leg. Dist. 7	155	1	5	46	1	2	0	95	3	1	1
Leg. Dist. 21	1,200	74	6	319	8	44	34	679	15	6	15
Leg. Dist. 22	388	26	10	55	8	7	17	227	19	1	18
Leg. Dist. 23	1,633	93	6	499	7	63	18	914	11	6	16
Leg. Dist. 24	988	79	9	260	8	53	17	547	4	2	9
Leg. Dist. 25	1,094	77	12	222	18	36	53	627	17	5	27
Leg. Dist. 26	473	22	0	148	2	17	8	266	1	3	6
Leg. Dist. 27	1,022	58	6	211	10	34	60	594	23	6	20
Leg. Dist. 28	506	26	8	135	2	13	19	280	12	2	9
Leg. Dist. 29	620	47	10	137	8	10	16	361	14	3	14
CITY	8,253	515	74	2,092	73	284	248	4,677	119	35	136
Brighton	2,988	108	28	884	4	122	27	1,756	19	12	28
Chili	804	22	2	318	5	21	9	417	3	2	5
Clarkson	136	6	2	43	1	2	1	79	1	1	0
East Rochester	148	4	0	64	1	6	1	71	0	1	0
Gates	717	18	8	242	7	13	10	403	8	5	3
Greece	2,297	40	15	819	16	49	22	1,292	17	10	17
Hamlin	161	4	2	59	2	7	0	83	2	1	1
Henrietta	1,158	35	6	403	5	28	24	642	7	4	4
Irondequoit	1,908	67	13	630	5	48	17	1,082	18	8	20
Mendon	336	7	2	116	0	17	2	190	1	0	1
Ogden	449	9	3	191	0	16	2	223	3	1	1
Parma	270	9	3	108	1	10	1	132	3	0	3
Penfield	1,392	32	4	480	3	43	6	803	2	7	12
Perinton	1,995	60	7	691	4	53	12	1,147	9	10	2

DEMOCRATIC PRESIDENTIAL PREFERENCE PRIMARY  
SUMMARY

LEGISLATIVE DISTRICT OR TOWN	TOTAL VOTERS	DENNIS J. KUCINICH	JOE LIEBERMAN	JOHN EDWARDS	LYNDON H. LAROUCHE, JR.	HOWARD DEAN	AL C. SHARPTON	JOHN F. KERRY	DICK GEPHARDT	WESLEY K. CLARK	BLANK AND VOID
		1A	1B	1C	1D	1E	1F	1G	1H	1I	
Pittsford	1,405	35	9	448	1	45	7	843	4	8	5
Riga	136	2	0	62	2	2	0	66	0	0	2
Rush	156	14	0	53	0	11	3	73	1	1	0
Sweden	381	13	1	119	1	13	3	222	2	4	3
Webster	1,302	46	10	495	5	34	10	685	4	2	11
Wheatland	215	7	0	74	2	8	1	120	2	0	1
TOWNS	18,354	538	115	6,299	65	548	158	10,329	106	77	119
GRAND TOTAL	26,607	1,053	189	8,391	138	832	406	15,006	225	112	255

DEMOCRATIC PRESIDENTIAL PREFERENCE PRIMARY  
DETAIL

LEGISLATIVE DISTRICT OR TOWN	ELECTION DISTRICT	TOTAL VOTERS	DENNIS J. KUCINICH	JOE LIEBERMAN	JOHN EDWARDS	LYNDON H. LAROCHE, JR.	HOWARD DEAN	AL C. SHARPTON	JOHN F. KERRY	DICK GEPHARDT	WESLEY K. CLARK	BLANK AND VOID
			1A	1B	1C	1D	1E	1F	1G	1H	1I	
Leg. Dist. 6												
	1/4/5	104	5	2	35	0	2	3	57	0	0	0
	2/3	32	4	0	10	0	2	1	15	0	0	0
	6	38	3	0	15	1	1	2	15	0	0	1
Leg. Dist. 6		174	12	2	60	1	5	6	87	0	0	1
Leg. Dist. 7												
	1	53	0	1	16	0	0	0	34	2	0	0
	2	65	1	3	19	1	1	0	38	1	1	0
	3	37	0	1	11	0	1	0	23	0	0	1
Leg. Dist. 7		155	1	5	46	1	2	0	95	3	1	1
Leg. Dist. 21												
	1/24	118	16	0	32	1	2	7	57	1	0	2
	2/10	143	5	2	24	1	5	0	103	0	1	2
	3/4/15	82	7	1	21	0	0	3	49	0	0	1
	5/16/23/32	76	7	0	27	0	4	2	32	1	1	2
	6	63	1	0	18	0	4	1	36	2	0	1
	7	61	5	1	25	1	1	1	26	1	0	0
	8/17/19/21/28	89	2	0	21	1	7	5	51	1	0	1
	9	46	0	0	13	0	1	0	31	0	0	1
	11/22-1/29-17	54	5	0	14	0	1	1	30	2	0	1
	12	47	3	0	13	0	1	3	26	0	1	0
	13/23-15/23-23	91	4	0	23	1	6	2	52	1	2	0
	14	81	2	0	31	1	4	1	38	2	0	2
	18	19	0	0	6	0	0	1	11	0	1	0
	20/33/23-13	57	1	0	13	0	5	0	36	2	0	0
	22	25	1	0	5	0	0	3	15	1	0	0
	25/27	50	7	1	11	0	2	1	27	0	0	1
	26	31	1	1	10	1	0	0	18	0	0	0
	29/30/22-8/22-22	51	3	0	9	1	1	2	33	1	0	1



DEMOCRATIC PRESIDENTIAL PREFERENCE PRIMARY  
DETAIL

LEGISLATIVE DISTRICT OR TOWN	ELECTION DISTRICT	TOTAL VOTERS	DENNIS J. KUCINICH	JOE LIEBERMAN	JOHN EDWARDS	LYNDON H. LAROUCHE, JR.	HOWARD DEAN	AL C. SHARPTON	JOHN F. KERRY	DICK GEPHARDT	WESLEY K. CLARK	BLANK AND VOID
			1A	1B	1C	1D	1E	1F	1G	1H	1I	
Leg. Dist. 21	31/34	16	4	0	3	0	0	1	8	0	0	0
Leg. Dist. 21		1,200	74	6	319	8	44	34	679	15	6	15
Leg. Dist. 22	2/13	23	2	1	3	1	2	3	10	0	0	1
	3	39	6	2	3	1	1	0	22	2	0	2
	4/16/19	26	1	0	2	1	0	1	18	2	0	1
	5	24	1	0	7	0	0	1	15	0	0	0
	6	32	3	1	4	0	1	1	17	4	0	1
	7	18	0	0	1	1	0	1	13	0	0	2
	9	8	0	0	0	0	0	0	7	0	0	1
	10/17	19	1	1	2	0	0	0	14	1	0	0
	11/21	68	7	3	14	2	1	2	32	4	0	3
	12/23	25	0	1	3	0	0	0	18	1	1	1
	14/15	70	4	1	9	2	1	8	39	4	0	2
	18	15	1	0	4	0	0	0	8	0	0	2
	20/29-27	15	0	0	1	0	0	0	12	1	0	1
	24	6	0	0	2	0	1	0	2	0	0	1
Leg. Dist. 22		388	26	10	55	8	7	17	227	19	1	18
Leg. Dist. 23	1	37	2	0	7	0	0	0	25	3	0	0
	2/3/11	173	16	1	48	1	4	2	95	0	2	4
	4/12/22	276	15	1	68	1	12	6	166	2	0	5
	5/7	116	9	1	29	0	7	1	69	0	0	0
	6/9/10/20	259	8	0	81	1	18	0	145	4	1	1
	8/14	116	11	1	38	1	6	1	58	0	0	0
	16/24-16	119	15	1	28	0	5	0	69	0	1	0
	17/18/19/27	168	3	0	78	2	3	2	79	0	0	1
	21	75	7	0	20	0	3	2	41	1	0	1

DEMOCRATIC PRESIDENTIAL PREFERENCE PRIMARY  
DETAIL

LEGISLATIVE DISTRICT OR TOWN	ELECTION DISTRICT	TOTAL VOTERS	DENNIS J. KUCINICH	JOE LIEBERMAN	JOHN EDWARDS	LYNDON H. LAROCHE, JR.	HOWARD DEAN	AL C. SHARPTON	JOHN F. KERRY	DICK GEPHARDT	WESLEY K. CLARK	BLANK AND VOID
			1A	1B	1C	1D	1E	1F	1G	1H	1I	
Leg. Dist. 23												
	24	51	2	0	24	0	0	1	23	1	0	0
	25/26	243	5	1	78	1	5	3	144	0	2	4
Leg. Dist. 23		1,633	93	6	499	7	63	18	914	11	6	16
Leg. Dist. 24												
	1/13	194	19	1	47	0	7	1	117	0	1	1
	2/3	175	18	0	37	0	12	1	106	0	0	1
	4/10	150	11	1	48	1	15	3	70	0	0	1
	5	74	6	1	20	0	2	1	42	0	0	2
	6	32	0	0	10	0	2	0	20	0	0	0
	7	45	3	1	8	0	3	2	26	1	0	1
	8/9	89	6	1	32	1	3	3	42	1	0	0
	11/12	68	1	0	23	1	2	1	38	1	0	1
	14/15	142	14	4	32	4	7	5	73	1	0	2
	17	19	1	0	3	1	0	0	13	0	1	0
Leg. Dist. 24		988	79	9	260	8	53	17	547	4	2	9
Leg. Dist. 25												
	1/22	103	11	1	25	0	2	5	52	3	3	1
	2	46	4	0	7	1	1	1	28	3	0	1
	3	102	6	1	17	3	3	3	62	3	0	4
	4	27	2	2	3	3	1	3	10	1	0	2
	5/10	97	6	0	21	3	4	12	48	1	1	1
	6	68	12	2	8	1	2	2	39	0	0	2
	7/13	80	1	2	10	1	0	5	57	2	0	2
	8/27-9	115	5	1	25	1	1	5	73	0	1	3
	9/11	45	2	0	11	0	0	0	32	0	0	0
	12	68	7	0	20	0	7	2	30	0	0	2
	14/24	81	5	2	19	1	4	1	45	2	0	2
	15/27-18	57	2	0	13	0	2	6	33	1	0	0

DEMOCRATIC PRESIDENTIAL PREFERENCE PRIMARY  
DETAIL

LEGISLATIVE DISTRICT OR TOWN	ELECTION DISTRICT	TOTAL VOTERS	DENNIS J. KUCINICH	JOE LIEBERMAN	JOHN EDWARDS	LYNDON H. LAROUCHE, JR.	HOWARD DEAN	AL C. SHARPTON	JOHN F. KERRY	DICK GEPHARDT	WESLEY K. CLARK	BLANK AND VOID
			1A	1B	1C	1D	1E	1F	1G	1H	1I	
Leg. Dist. 25												
	16/23	12	1	0	1	0	2	1	7	0	0	0
	17	22	1	0	2	1	0	2	14	1	0	1
	18	72	7	0	15	1	4	2	40	0	0	3
	19	1	0	0	0	0	0	0	1	0	0	0
	20/25	58	3	1	11	1	2	3	34	0	0	3
	21	40	2	0	14	1	1	0	22	0	0	0
Leg. Dist. 25		1,094	77	12	222	18	36	53	627	17	5	27
Leg. Dist. 26												
	1	28	0	0	5	0	2	0	21	0	0	0
	2/28-10	26	0	0	6	0	1	1	17	0	1	0
	3/4/5/11	107	5	0	37	0	1	2	62	0	0	0
	6/7/8	53	0	0	13	1	0	1	38	0	0	0
	9/14	64	8	0	20	0	3	0	32	0	0	1
	10/15	76	7	0	20	0	5	1	40	0	0	3
	12/13	56	1	0	21	0	4	0	27	0	1	2
	16	29	0	0	10	1	0	3	14	1	0	0
	17/29-18	34	1	0	16	0	1	0	15	0	1	0
Leg. Dist. 26		473	22	0	148	2	17	8	266	1	3	6
Leg. Dist. 27												
	1/2/11	127	2	1	34	1	3	6	75	1	0	4
	3	70	4	1	17	1	3	0	43	1	0	0
	4/5	137	10	0	26	0	3	3	89	3	2	1
	6/17	61	1	0	17	1	1	3	32	2	1	3
	7/10	102	5	0	22	1	8	13	51	0	0	2
	8	33	2	0	9	0	0	1	20	1	0	0
	12	46	3	0	3	1	2	4	29	3	1	0
	13/21	77	8	1	13	0	4	2	45	4	0	0
	14	24	0	0	4	0	1	2	15	1	1	0

DEMOCRATIC PRESIDENTIAL PREFERENCE PRIMARY  
DETAIL

LEGISLATIVE DISTRICT OR TOWN	ELECTION DISTRICT	TOTAL VOTERS	DENNIS J. KUCINICH	JOE LIEBERMAN	JOHN EDWARDS	LYNDON H. LAROUCHE, JR.	HOWARD DEAN	AL C. SHARPTON	JOHN F. KERRY	DICK GEPHARDT	WESLEY K. CLARK	BLANK AND VOID
			1A	1B	1C	1D	1E	1F	1G	1H	1I	
Leg. Dist. 27												
	15	33	1	0	5	1	1	1	21	1	0	2
	16	67	4	0	15	0	2	7	37	1	0	1
	19/23	83	3	1	19	1	4	6	45	2	1	1
	20	20	0	0	3	1	1	5	8	1	0	1
	22	66	7	1	9	2	1	1	40	2	0	3
	27	38	1	0	7	0	0	2	27	0	0	1
	28	38	7	1	8	0	0	4	17	0	0	1
Leg. Dist. 27		1,022	58	6	211	10	34	60	594	23	6	20
Leg. Dist. 28												
	1/5/16	54	4	0	19	0	2	1	26	1	0	1
	2/3	51	4	1	17	0	0	1	27	1	0	0
	4	40	1	1	8	0	3	1	23	2	0	1
	6/9	37	1	1	13	0	0	0	19	2	0	1
	7	36	1	0	11	0	0	1	22	1	0	0
	8/15	64	7	2	13	1	1	7	28	2	0	3
	11/13/25	42	1	1	9	0	2	0	26	2	1	0
	12	13	1	0	4	0	0	0	7	0	0	1
	14/22	36	0	1	6	0	0	3	24	1	1	0
	17	11	2	1	2	0	0	0	6	0	0	0
	18	25	0	0	5	1	1	0	18	0	0	0
	19/21	34	2	0	8	0	2	3	18	0	0	1
	23/24	63	2	0	20	0	2	2	36	0	0	1
Leg. Dist. 28		506	26	8	135	2	13	19	280	12	2	9
Leg. Dist. 29												
	1/2/20/26	52	4	0	6	0	0	3	36	1	1	1
	3/8/9	71	3	0	14	2	1	1	48	0	1	1
	4/11	54	2	1	13	0	1	4	33	0	0	0
	5/7/10	57	4	0	18	0	0	1	31	2	0	1

DEMOCRATIC PRESIDENTIAL PREFERENCE PRIMARY  
DETAIL

LEGISLATIVE DISTRICT OR TOWN	ELECTION DISTRICT	TOTAL VOTERS	DENNIS J. KUCINICH	JOE LIEBERMAN	JOHN EDWARDS	LYNDON H. LAROUCHE, JR.	HOWARD DEAN	AL C. SHARPTON	JOHN F. KERRY	DICK GEPHARDT	WESLEY K. CLARK	BLANK AND VOID
			1A	1B	1C	1D	1E	1F	1G	1H	1I	
Leg. Dist. 29												
	6/14	36	1	1	6	1	1	0	24	2	0	0
	12/24	62	5	1	16	2	0	2	33	3	0	0
	13	22	1	0	3	0	2	0	15	0	0	1
	15/16/19	41	2	0	12	0	0	1	25	0	0	1
	21	34	5	0	8	0	1	1	19	0	0	0
	22	44	10	2	11	0	0	1	18	0	1	1
	23	74	3	4	16	3	1	2	38	3	0	4
	25	73	7	1	14	0	3	0	41	3	0	4
Leg. Dist. 29		620	47	10	137	8	10	16	361	14	3	14
CITY		8,253	515	74	2,092	73	284	248	4,677	119	35	136
Brighton												
	1/13/23/31	305	11	2	101	0	11	2	174	1	0	3
	2/26/44	99	6	0	32	0	6	1	50	1	1	2
	3	45	2	0	19	0	0	0	24	0	0	0
	4/5	199	14	5	52	0	8	1	115	0	2	2
	6	87	2	0	32	0	3	1	48	1	0	0
	7/24	100	5	0	28	1	7	3	54	1	0	1
	8/16	109	1	2	32	0	6	1	67	0	0	0
	9/25/27	240	8	1	77	2	12	0	137	0	3	0
	10/21	162	3	1	54	0	12	1	89	2	0	0
	11/15/18/34	214	12	3	71	0	3	1	121	1	1	1
	12	105	6	0	34	0	4	0	61	0	0	0
	14/30	176	5	4	38	0	8	5	100	6	0	10
	17	58	6	4	8	0	1	0	34	2	2	1
	19	69	1	0	16	0	3	1	47	0	1	0
	20/35/40/46	254	8	1	73	0	13	2	156	0	0	1
	22/32/33	216	6	4	56	1	6	2	137	1	2	1
	28	85	3	0	22	0	1	0	57	0	0	2

DEMOCRATIC PRESIDENTIAL PREFERENCE PRIMARY  
DETAIL

LEGISLATIVE DISTRICT OR TOWN	ELECTION DISTRICT	TOTAL VOTERS	DENNIS J. KUCINICH	JOE LIEBERMAN	JOHN EDWARDS	LYNDON H. LAROUCHE, JR.	HOWARD DEAN	AL C. SHARPTON	JOHN F. KERRY	DICK GEPHARDT	WESLEY K. CLARK	BLANK AND VOID
			1A	1B	1C	1D	1E	1F	1G	1H	1I	
Brighton												
	29/39	94	2	0	25	0	5	0	59	2	0	1
	36/45	66	1	0	22	0	3	2	36	0	0	2
	37/42	90	1	0	30	0	3	0	55	0	0	1
	38	83	2	0	19	0	4	2	56	0	0	0
	41/43	132	3	1	43	0	3	2	79	1	0	0
Brighton		2,988	108	28	884	4	122	27	1,756	19	12	28
Chili												
	1/19/27	69	2	0	28	0	0	1	37	0	1	0
	2	27	1	0	14	0	1	0	11	0	0	0
	3	49	1	0	25	1	2	0	18	0	0	2
	4/18/26	82	4	1	36	0	1	1	39	0	0	0
	5	20	0	0	8	0	0	0	12	0	0	0
	6/9	55	1	0	21	0	3	1	28	1	0	0
	7/15	41	1	0	16	0	0	0	24	0	0	0
	8	30	0	0	14	1	1	0	14	0	0	0
	10	11	0	0	4	0	0	1	6	0	0	0
	11/12	51	1	0	20	0	2	3	24	0	0	1
	13/21	46	2	0	17	0	1	0	25	1	0	0
	14/24	63	1	1	20	1	0	1	38	1	0	0
	16/22	67	2	0	19	0	1	0	45	0	0	0
	17	56	3	0	28	2	1	0	21	0	0	1
	20/25/28	89	2	0	31	0	6	1	49	0	0	0
	23/29	31	1	0	10	0	2	0	17	0	0	1
	30	15	0	0	5	0	0	0	9	0	1	0
	31	2	0	0	2	0	0	0	0	0	0	0
Chili		804	22	2	318	5	21	9	417	3	2	5
Clarkson												
	1/5/6	60	5	1	21	0	1	0	31	1	0	0

DEMOCRATIC PRESIDENTIAL PREFERENCE PRIMARY  
DETAIL

LEGISLATIVE DISTRICT OR TOWN	ELECTION DISTRICT	TOTAL VOTERS	DENNIS J. KUCINICH	JOE LIEBERMAN	JOHN EDWARDS	LYNDON H. LAROUCHE, JR.	HOWARD DEAN	AL C. SHARPTON	JOHN F. KERRY	DICK GEPHARDT	WESLEY K. CLARK	BLANK AND VOID
			1A	1B	1C	1D	1E	1F	1G	1H	1I	
Clarkson												
	2	21	0	0	4	0	1	1	14	0	1	0
	3	32	0	0	12	1	0	0	19	0	0	0
	4	23	1	1	6	0	0	0	15	0	0	0
Clarkson		136	6	2	43	1	2	1	79	1	1	0
East Rochester												
	1/4/5	61	0	0	29	0	5	0	27	0	0	0
	2/3/6/7	87	4	0	35	1	1	1	44	0	1	0
East Rochester		148	4	0	64	1	6	1	71	0	1	0
Gates												
	1/11/12/32	62	1	0	25	0	1	0	35	0	0	0
	2/4/20/25	76	3	0	20	2	0	0	48	3	0	0
	3/15/27/30	105	3	1	45	0	1	1	51	2	1	0
	5/23/24	87	2	0	29	1	0	0	52	1	0	2
	6/10/22	42	2	0	15	0	2	0	23	0	0	0
	7/8/19/28	73	0	0	23	0	2	2	45	0	1	0
	9/33	58	3	4	12	1	0	2	35	0	0	1
	13/17/29	63	4	0	25	2	0	3	27	1	1	0
	14/16/21/31	69	0	1	19	1	1	1	45	1	0	0
	18/26/34/35	82	0	2	29	0	6	1	42	0	2	0
Gates		717	18	8	242	7	13	10	403	8	5	3
Greece												
	1/74	37	2	0	16	1	0	1	17	0	0	0
	2	16	2	0	7	0	0	1	6	0	0	0
	3/85	51	2	0	13	1	0	3	31	1	0	0
	4/75/96	48	0	0	15	1	0	0	31	1	0	0
	5/8/9/20	71	3	1	26	0	2	1	37	1	0	0
	6	15	0	0	6	0	1	0	8	0	0	0

DEMOCRATIC PRESIDENTIAL PREFERENCE PRIMARY  
DETAIL

LEGISLATIVE DISTRICT OR TOWN	ELECTION DISTRICT	TOTAL VOTERS	DENNIS J. KUCINICH	JOE LIEBERMAN	JOHN EDWARDS	LYNDON H. LAROCHE, JR.	HOWARD DEAN	AL C. SHARPTON	JOHN F. KERRY	DICK GEPHARDT	WESLEY K. CLARK	BLANK AND VOID
			1A	1B	1C	1D	1E	1F	1G	1H	1I	
Greece												
	7/22/63	50	0	0	21	1	0	0	28	0	0	0
	10/11/25	60	1	0	28	0	2	0	29	0	0	0
	12/46	25	0	0	10	0	1	1	12	0	1	0
	13/51	44	1	1	15	3	1	2	20	0	1	0
	14/83	27	1	0	8	0	3	1	14	0	0	0
	15/71	41	0	0	16	0	0	0	24	0	0	1
	16/76	29	0	0	8	0	2	0	19	0	0	0
	17/93	54	1	0	17	0	1	0	33	0	1	1
	18/69	52	2	1	15	0	1	0	31	0	0	2
	19	11	0	0	3	0	1	0	7	0	0	0
	21/30	35	1	0	16	1	0	0	16	1	0	0
	23	35	3	1	9	0	0	0	20	0	1	1
	24/27	49	0	0	18	1	0	0	29	1	0	0
	26	24	1	0	7	0	0	0	16	0	0	0
	28/45/70/91	120	1	0	39	0	4	2	72	1	0	1
	29/66	49	2	0	23	0	1	0	22	0	1	0
	31/47	46	0	0	19	0	2	0	24	0	0	1
	32/59/61	90	1	2	29	1	0	1	55	1	0	0
	33/57	47	0	1	15	0	1	0	29	1	0	0
	34	26	0	1	9	0	1	0	15	0	0	0
	35/82/84	82	1	0	25	1	2	0	52	0	1	0
	36/42	66	0	0	16	0	6	0	42	1	0	1
	37/39	26	0	0	9	0	1	0	15	0	1	0
	38	34	0	0	12	0	2	1	18	1	0	0
	40	21	0	0	9	0	1	0	11	0	0	0
	41/78	42	2	0	14	0	1	0	25	0	0	0
	43	16	1	0	7	0	1	0	7	0	0	0
	44/89/99	66	1	1	26	1	2	0	35	0	0	0
	48	19	0	0	6	0	1	0	12	0	0	0
	49/55	34	2	0	12	0	1	1	17	0	0	1



DEMOCRATIC PRESIDENTIAL PREFERENCE PRIMARY  
DETAIL

LEGISLATIVE DISTRICT OR TOWN	ELECTION DISTRICT	TOTAL VOTERS	DENNIS J. KUCINICH	JOE LIEBERMAN	JOHN EDWARDS	LYNDON H. LAROUCHE, JR.	HOWARD DEAN	AL C. SHARPTON	JOHN F. KERRY	DICK GEPHARDT	WESLEY K. CLARK	BLANK AND VOID
			1A	1B	1C	1D	1E	1F	1G	1H	1I	
Greece												
	50/56	49	1	0	14	0	0	0	32	1	1	0
	52/73	47	2	0	23	0	1	1	18	1	0	1
	53/62	41	0	0	17	0	0	1	22	1	0	0
	54	18	0	0	7	0	1	0	10	0	0	0
	58/102	53	1	0	27	0	1	0	23	0	0	1
	60/95	50	0	1	18	0	1	0	28	1	0	1
	64/80	25	0	0	13	0	0	0	12	0	0	0
	65	31	0	1	10	1	0	0	19	0	0	0
	67	18	0	1	6	0	0	1	10	0	0	0
	68	17	0	0	3	0	1	0	13	0	0	0
	72/86/88/104/105	106	2	0	33	1	0	1	66	3	0	0
	77	26	0	0	9	0	0	1	14	0	1	1
	79/106	36	0	0	14	0	0	2	20	0	0	0
	81	16	1	0	7	0	0	0	8	0	0	0
	87	19	0	1	5	1	0	0	12	0	0	0
	90	19	0	0	8	0	0	0	11	0	0	0
	92/100	65	1	2	21	0	0	0	39	0	0	2
	94	15	0	0	5	1	0	0	8	0	0	1
	97	23	1	0	6	0	0	0	15	0	1	0
	98	29	0	0	9	0	1	0	19	0	0	0
	101	17	0	0	9	0	0	0	8	0	0	0
	103	19	0	0	11	0	1	0	6	0	0	1
Greece		2,297	40	15	819	16	49	22	1,292	17	10	17
Hamlin												
	1/6	37	1	0	13	1	0	0	22	0	0	0
	2/5	30	0	0	17	1	1	0	10	1	0	0
	3/7	37	3	1	9	0	1	0	21	0	1	1
	4	15	0	0	7	0	3	0	5	0	0	0
	8	12	0	0	1	0	0	0	10	1	0	0

DEMOCRATIC PRESIDENTIAL PREFERENCE PRIMARY  
DETAIL

LEGISLATIVE DISTRICT OR TOWN	ELECTION DISTRICT	TOTAL VOTERS	DENNIS J. KUCINICH	JOE LIEBERMAN	JOHN EDWARDS	LYNDON H. LAROCHE, JR.	HOWARD DEAN	AL C. SHARPTON	JOHN F. KERRY	DICK GEPHARDT	WESLEY K. CLARK	BLANK AND VOID
			1A	1B	1C	1D	1E	1F	1G	1H	1I	
Hamlin												
	9	11	0	1	1	0	2	0	7	0	0	0
	10	12	0	0	6	0	0	0	6	0	0	0
	11	7	0	0	5	0	0	0	2	0	0	0
Hamlin		161	4	2	59	2	7	0	83	2	1	1
Henrietta												
	1/26/27/31	120	8	0	37	0	1	6	67	0	1	0
	2/19/20	124	4	1	44	2	2	1	68	1	1	0
	3/30	63	1	0	26	0	2	0	34	0	0	0
	4/5/32	106	2	0	35	0	0	2	65	0	2	0
	6/15	67	1	0	24	1	2	1	37	1	0	0
	7/22	77	0	0	26	1	2	3	45	0	0	0
	8/18	79	2	2	28	0	4	1	40	1	0	1
	9/14/24/33	125	4	0	48	1	5	2	65	0	0	0
	10/12/17/25	140	2	2	46	0	5	3	80	2	0	0
	11/16/23/34	101	3	1	38	0	0	1	56	1	0	1
	13/29	86	2	0	25	0	3	1	54	0	0	1
	21/28	70	6	0	26	0	2	3	31	1	0	1
Henrietta		1,158	35	6	403	5	28	24	642	7	4	4
Irondequoit												
	1	29	0	0	10	0	0	0	18	1	0	0
	2/9/40	71	3	2	23	0	0	1	42	0	0	0
	3	21	1	0	7	0	0	0	13	0	0	0
	4/46	47	3	0	12	1	2	1	26	1	0	1
	5/19/52	105	5	0	37	1	2	2	56	1	0	1
	6/7/16/22	157	7	0	58	0	4	0	87	1	0	0
	8/10/20/47/51/62	177	4	1	62	1	7	0	96	0	1	5
	11/12/23/29/34	145	4	1	57	0	3	2	75	2	0	1
	13	45	1	0	15	0	2	1	23	1	1	1

DEMOCRATIC PRESIDENTIAL PREFERENCE PRIMARY  
DETAIL

LEGISLATIVE DISTRICT OR TOWN	ELECTION DISTRICT	TOTAL VOTERS	DENNIS J. KUCINICH	JOE LIEBERMAN	JOHN EDWARDS	LYNDON H. LAROUCHE, JR.	HOWARD DEAN	AL C. SHARPTON	JOHN F. KERRY	DICK GEPHARDT	WESLEY K. CLARK	BLANK AND VOID
			1A	1B	1C	1D	1E	1F	1G	1H	1I	
Irondequoit												
	14/28	73	6	0	17	0	4	3	40	0	2	1
	15/30/49	85	2	2	24	0	3	0	53	1	0	0
	17/32/58	74	2	1	23	0	0	0	42	3	1	2
	18/71/72	38	0	0	20	0	4	0	14	0	0	0
	21/64/70	70	4	0	21	0	1	0	43	0	0	1
	24	28	2	0	4	0	0	1	21	0	0	0
	25/33/44/59/60	143	2	0	46	0	4	1	86	2	1	1
	26/54/57/65/67	92	3	0	26	1	1	0	57	1	0	3
	27/42/63	70	1	0	28	0	2	2	37	0	0	0
	31	40	4	1	15	0	1	0	19	0	0	0
	35/41/43/61	112	3	0	35	0	2	0	69	1	0	2
	36/50/66/69	66	2	1	26	1	2	1	32	0	1	0
	37	23	0	0	3	0	0	1	17	0	1	1
	38/55/56	88	5	2	29	0	1	1	50	0	0	0
	39	15	1	0	2	0	0	0	12	0	0	0
	45/48/68	73	1	1	21	0	2	0	45	3	0	0
	53	21	1	1	9	0	1	0	9	0	0	0
Irondequoit		1,908	67	13	630	5	48	17	1,082	18	8	20
Mendon												
	1/2/4/8	151	5	1	53	0	10	0	81	1	0	0
	3/9	67	0	1	21	0	3	1	41	0	0	0
	5/6	79	0	0	21	0	1	0	57	0	0	0
	7	39	2	0	21	0	3	1	11	0	0	1
Mendon		336	7	2	116	0	17	2	190	1	0	1
Ogden												
	1/19	58	2	0	22	0	1	0	33	0	0	0
	2	32	2	0	14	0	2	0	14	0	0	0
	3/12	66	1	0	32	0	1	0	32	0	0	0

DEMOCRATIC PRESIDENTIAL PREFERENCE PRIMARY  
DETAIL

LEGISLATIVE DISTRICT OR TOWN	ELECTION DISTRICT	TOTAL VOTERS	DENNIS J. KUCINICH	JOE LIEBERMAN	JOHN EDWARDS	LYNDON H. LAROUCHE, JR.	HOWARD DEAN	AL C. SHARPTON	JOHN F. KERRY	DICK GEPHARDT	WESLEY K. CLARK	BLANK AND VOID
			1A	1B	1C	1D	1E	1F	1G	1H	1I	
Ogden												
	4/18	42	0	0	16	0	0	1	25	0	0	0
	5	21	1	0	10	0	2	0	6	1	0	1
	6/10	52	1	1	22	0	2	0	26	0	0	0
	7/16/20	31	0	0	16	0	0	1	13	1	0	0
	8	19	0	0	10	0	1	0	8	0	0	0
	9/13	51	1	0	19	0	3	0	28	0	0	0
	11	23	0	0	14	0	1	0	8	0	0	0
	14/15/17	54	1	2	16	0	3	0	30	1	1	0
Ogden		449	9	3	191	0	16	2	223	3	1	1
Parma												
	1/11	40	0	0	17	0	0	0	22	1	0	0
	2/8/12	68	1	1	30	1	1	0	34	0	0	0
	3/13	29	3	0	8	0	1	0	15	0	0	2
	4/5/6/7	51	4	0	21	0	2	0	22	2	0	0
	9/10	44	0	1	15	0	3	0	25	0	0	0
	14/15	38	1	1	17	0	3	1	14	0	0	1
Parma		270	9	3	108	1	10	1	132	3	0	3
Penfield												
	1	20	0	0	6	0	1	0	13	0	0	0
	2	35	1	0	15	0	2	0	16	0	0	1
	3	19	0	1	4	0	0	0	14	0	0	0
	4/14	57	1	0	27	0	1	0	28	0	0	0
	5/17	74	2	0	21	0	3	0	48	0	0	0
	6/34/38/40	87	3	1	38	1	2	0	39	0	1	2
	7/28	68	3	0	22	1	2	0	40	0	0	0
	8	49	1	0	13	0	4	0	30	1	0	0
	9	76	4	0	17	0	2	1	52	0	0	0
	10	36	0	0	14	0	0	0	19	0	0	3

DEMOCRATIC PRESIDENTIAL PREFERENCE PRIMARY  
DETAIL

LEGISLATIVE DISTRICT OR TOWN	ELECTION DISTRICT	TOTAL VOTERS	DENNIS J. KUCINICH	JOE LIEBERMAN	JOHN EDWARDS	LYNDON H. LAROUCHE, JR.	HOWARD DEAN	AL C. SHARPTON	JOHN F. KERRY	DICK GEPHARDT	WESLEY K. CLARK	BLANK AND VOID
			1A	1B	1C	1D	1E	1F	1G	1H	1I	
Penfield	11	25	0	0	10	0	1	0	14	0	0	0
	12/33	66	1	0	31	0	1	0	32	0	0	1
	13	60	0	0	16	0	1	0	42	0	1	0
	15/19	79	1	0	27	0	1	1	49	0	0	0
	16	17	0	0	4	0	1	0	11	0	1	0
	18/36	72	1	0	22	0	0	2	46	0	0	1
	20	30	0	0	11	0	0	0	19	0	0	0
	21	59	3	0	19	0	2	0	34	0	0	1
	22	51	3	0	15	0	4	0	28	1	0	0
	23	55	1	1	17	1	6	0	28	0	1	0
	24	41	0	1	19	0	1	0	19	0	1	0
	25	24	1	0	9	0	0	0	14	0	0	0
	26	14	0	0	6	0	0	0	8	0	0	0
	27	46	1	0	15	0	1	0	28	0	0	1
	29	61	1	0	22	0	4	0	33	0	0	1
	30	41	2	0	14	0	0	0	23	0	1	1
	31/35	51	1	0	18	0	2	1	29	0	0	0
	32	32	0	0	10	0	0	1	21	0	0	0
	37	35	1	0	15	0	1	0	17	0	1	0
	39	12	0	0	3	0	0	0	9	0	0	0
Penfield		1,392	32	4	480	3	43	6	803	2	7	12
Perinton	1/39/45	105	2	0	43	0	1	1	58	0	0	0
	2	44	1	0	20	0	0	0	22	0	1	0
	3/32/35	95	0	0	31	1	5	0	57	1	0	0
	4	38	2	0	11	0	0	0	25	0	0	0
	5	23	0	0	11	1	2	1	7	0	1	0
	6/25	85	9	0	26	0	3	0	47	0	0	0
	7	52	3	0	18	0	2	0	29	0	0	0

DEMOCRATIC PRESIDENTIAL PREFERENCE PRIMARY  
DETAIL

LEGISLATIVE DISTRICT OR TOWN	ELECTION DISTRICT	TOTAL VOTERS	DENNIS J. KUCINICH	JOE LIEBERMAN	JOHN EDWARDS	LYNDON H. LAROUCHE, JR.	HOWARD DEAN	AL C. SHARPTON	JOHN F. KERRY	DICK GEPHARDT	WESLEY K. CLARK	BLANK AND VOID
			1A	1B	1C	1D	1E	1F	1G	1H	1I	
Perinton	8/27/33/53	144	3	1	48	0	2	2	88	0	0	0
	9/43	72	4	0	30	0	1	1	35	0	1	0
	10/11	82	4	1	30	0	4	0	42	0	0	1
	12/16/22	108	0	2	40	0	2	0	63	0	1	0
	13/55	61	1	0	20	0	1	0	38	1	0	0
	14	39	1	0	16	0	2	0	20	0	0	0
	15/31/48	106	4	0	38	0	0	1	62	1	0	0
	17/44	101	7	0	38	0	5	0	48	0	3	0
	18	47	1	1	11	0	2	0	31	0	1	0
	19/23	59	2	0	14	0	2	0	40	0	1	0
	20/40	70	2	0	20	1	0	0	47	0	0	0
	21/29/41	96	4	0	36	0	3	0	52	1	0	0
	24/34	70	4	0	15	0	3	1	46	0	0	1
	26	41	0	0	17	0	0	0	22	2	0	0
	28/49/51	96	1	1	31	0	5	3	55	0	0	0
	30/36/37/42	134	1	1	55	0	2	0	73	2	0	0
	38/54	95	1	0	31	1	2	1	59	0	0	0
	46	18	0	0	2	0	1	0	13	1	1	0
	47	35	2	0	15	0	0	1	17	0	0	0
	50	23	1	0	4	0	2	0	16	0	0	0
	52	27	0	0	10	0	1	0	16	0	0	0
	56	29	0	0	10	0	0	0	19	0	0	0
Perinton		1,995	60	7	691	4	53	12	1,147	9	10	2
Pittsford	1/2	88	6	0	23	0	2	0	56	0	0	1
	3	49	2	0	14	0	1	0	32	0	0	0
	4/16/27/31	146	5	1	45	0	3	0	89	0	2	1
	5	45	0	0	8	0	1	0	35	0	0	1
	6/9	110	5	3	41	1	2	0	58	0	0	0

DEMOCRATIC PRESIDENTIAL PREFERENCE PRIMARY  
DETAIL

LEGISLATIVE DISTRICT OR TOWN	ELECTION DISTRICT	TOTAL VOTERS	DENNIS J. KUCINICH	JOE LIEBERMAN	JOHN EDWARDS	LYNDON H. LAROUCHE, JR.	HOWARD DEAN	AL C. SHARPTON	JOHN F. KERRY	DICK GEPHARDT	WESLEY K. CLARK	BLANK AND VOID
			1A	1B	1C	1D	1E	1F	1G	1H	1I	
Pittsford												
	7/17/26	148	2	0	53	0	5	1	87	0	0	0
	8	39	0	0	11	0	4	0	24	0	0	0
	10/22/33	133	4	2	49	0	5	1	71	1	0	0
	11	29	0	0	11	0	1	0	17	0	0	0
	12/21	99	4	0	37	0	3	0	54	0	1	0
	13/20/32	144	3	0	40	0	8	1	89	1	1	1
	14	26	0	1	9	0	1	0	15	0	0	0
	15	32	0	0	12	0	0	0	20	0	0	0
	18/28	103	2	1	30	0	6	0	62	1	1	0
	19/23/29	107	0	0	35	0	3	2	66	0	1	0
	24/25	75	2	1	23	0	0	2	45	1	1	0
	30	32	0	0	7	0	0	0	23	0	1	1
Pittsford		1,405	35	9	448	1	45	7	843	4	8	5
Riga												
	1/2/3/6	97	2	0	41	0	2	0	50	0	0	2
	4/5	39	0	0	21	2	0	0	16	0	0	0
Riga		136	2	0	62	2	2	0	66	0	0	2
Rush												
	1/2/3/4	156	14	0	53	0	11	3	73	1	1	0
Rush		156	14	0	53	0	11	3	73	1	1	0
Sweden												
	1	28	1	0	12	0	0	1	13	0	0	1
	2/3/4/11	161	6	0	46	1	7	2	95	0	3	1
	5	30	2	0	5	0	0	0	23	0	0	0
	6/9	54	0	1	16	0	3	0	34	0	0	0
	7	62	3	0	25	0	1	0	31	1	0	1
	8/10	34	1	0	11	0	1	0	19	1	1	0

DEMOCRATIC PRESIDENTIAL PREFERENCE PRIMARY  
DETAIL

LEGISLATIVE DISTRICT OR TOWN	ELECTION DISTRICT	TOTAL VOTERS	DENNIS J. KUCINICH	JOE LIEBERMAN	JOHN EDWARDS	LYNDON H. LAROCHE, JR.	HOWARD DEAN	AL C. SHARPTON	JOHN F. KERRY	DICK GEPHARDT	WESLEY K. CLARK	BLANK AND VOID
			1A	1B	1C	1D	1E	1F	1G	1H	1I	
Sweden	12	12	0	0	4	0	1	0	7	0	0	0
Sweden		381	13	1	119	1	13	3	222	2	4	3
Webster	1	45	0	0	25	0	2	1	17	0	0	0
	2/4/38	105	6	3	30	0	5	0	58	2	0	1
	3/36	60	1	1	23	0	0	2	33	0	0	0
	5/19	92	5	1	28	0	0	0	56	0	1	1
	6/11/43	74	0	1	22	0	2	2	47	0	0	0
	7/15/22/37	137	3	1	58	0	4	1	69	0	0	1
	8/13/18	95	4	0	43	0	1	1	45	1	0	0
	9	34	1	0	12	0	0	0	21	0	0	0
	10/17/28/41	88	3	1	37	0	1	0	46	0	0	0
	12	34	2	0	17	0	0	0	15	0	0	0
	14	35	1	0	12	0	1	1	20	0	0	0
	16/26/31	72	2	1	28	0	4	0	37	0	0	0
	20/42	65	0	0	28	0	0	0	36	0	0	1
	21/35	63	4	1	25	0	6	0	27	0	0	0
	23/34	32	2	0	14	0	0	0	16	0	0	0
	24	24	0	0	10	0	1	0	13	0	0	0
	25	33	4	0	13	0	1	0	13	1	1	0
	27/40	52	3	0	12	2	0	0	34	0	0	1
	29	38	1	0	16	1	4	0	15	0	0	1
	30	30	1	0	7	1	0	0	16	0	0	5
	32/33	69	2	0	29	1	2	2	33	0	0	0
	39	25	1	0	6	0	0	0	18	0	0	0
Webster		1,302	46	10	495	5	34	10	685	4	2	11
Wheatland	1	55	2	0	23	0	2	0	28	0	0	0



DEMOCRATIC PRESIDENTIAL PREFERENCE PRIMARY  
DETAIL

LEGISLATIVE DISTRICT OR TOWN	ELECTION DISTRICT	TOTAL VOTERS	DENNIS J. KUCINICH	JOE LIEBERMAN	JOHN EDWARDS	LYNDON H. LAROUCHE, JR.	HOWARD DEAN	AL C. SHARPTON	JOHN F. KERRY	DICK GEPHARDT	WESLEY K. CLARK	BLANK AND VOID
			1A	1B	1C	1D	1E	1F	1G	1H	1I	
Wheatland												
	2	42	0	0	14	0	3	1	24	0	0	0
	3	61	2	0	12	1	2	0	41	2	0	1
	4	30	1	0	13	0	0	0	16	0	0	0
	5	27	2	0	12	1	1	0	11	0	0	0
Wheatland		215	7	0	74	2	8	1	120	2	0	1
TOWNS		18,354	538	115	6,299	65	548	158	10,329	106	77	119
GRAND TOTAL		26,607	1,053	189	8,391	138	832	406	15,006	225	112	255

DISTRICT DELEGATES TO THE NATIONAL CONVENTION  
SUPPORTING DENNIS J. KUCINICH  
VOTE FOR FIVE

25TH CONGRESSIONAL DISTRICT  
DEMOCRATIC PRESIDENTIAL PRIMARY  
SUMMARY

LEGISLATIVE DISTRICT OR TOWN	NUMBER OF ELECTION DISTRICTS	SUSAN P. HAMMOND	THEODORE M. SIZING	MARGARET SHARON GAMBOCORTO	DARRELL L. MARCY	MARGARET A. BOYD
		2A	3A	4A	5A	6A
Irondequoit	47	101	46	65	57	66
Penfield	22	54	29	38	26	48
Webster	43	110	56	76	52	82
GRAND TOTAL:	112	265	131	179	135	196

DISTRICT DELEGATES TO THE NATIONAL CONVENTION  
SUPPORTING JOE LIEBERMAN  
VOTE FOR FIVE

25TH CONGRESSIONAL DISTRICT  
DEMOCRATIC PRESIDENTIAL PRIMARY  
SUMMARY

LEGISLATIVE DISTRICT OR TOWN	NUMBER OF ELECTION DISTRICTS	GAIL BELLO 2B	WILLIAM B. MAGNARELLI 3B	MARSHA K. ROTHENBERG 4B	ROBERT G. HOGLE 5B	DENISE A. WILLIAMS HARRIS 6B
Irondequoit	47	64	45	44	25	27
Penfield	22	34	14	25	16	27
Webster	43	58	33	53	25	26
GRAND TOTAL:	112	156	92	122	66	80

DISTRICT DELEGATES TO THE NATIONAL CONVENTION  
SUPPORTING JOHN EDWARDS  
VOTE FOR FIVE

25TH CONGRESSIONAL DISTRICT  
DEMOCRATIC PRESIDENTIAL PRIMARY  
SUMMARY

LEGISLATIVE DISTRICT OR TOWN	NUMBER OF ELECTION DISTRICTS	MARY JANE SZCZESNIAK  2C	ROBERT E. LAHM  3C	ANN R. FREEMAN  4C	MATTHEW B. SONNEBORN  5C	NICOLE A. COOK  6C
Irondequoit	47	290	265	298	251	283
Penfield	22	207	174	204	175	183
Webster	43	342	309	353	297	325
GRAND TOTAL:	112	839	748	855	723	791

DISTRICT DELEGATES TO THE NATIONAL CONVENTION  
SUPPORTING HOWARD DEAN  
VOTE FOR FIVE

25TH CONGRESSIONAL DISTRICT  
DEMOCRATIC PRESIDENTIAL PRIMARY  
SUMMARY

LEGISLATIVE DISTRICT OR TOWN	NUMBER OF ELECTION DISTRICTS	STEPHANIE A. MINER	MARSHALL L. BLAKE	JUANITA PEREZ- WILLIAMS	MARK A. SPADAFORE	L. PAULETTE CAMPBELL
		2E	3E	4E	5E	6E
Irondequoit	47	74	56	63	44	47
Penfield	22	43	27	37	28	39
Webster	43	51	37	38	41	45
GRAND TOTAL:	112	168	120	138	113	131

DISTRICT DELEGATES TO THE NATIONAL CONVENTION  
SUPPORTING JOHN F. KERRY  
VOTE FOR FIVE

25TH CONGRESSIONAL DISTRICT  
DEMOCRATIC PRESIDENTIAL PRIMARY  
SUMMARY

LEGISLATIVE DISTRICT OR TOWN	NUMBER OF ELECTION DISTRICTS	BEA GONZALEZ	KENNETH PREASTER	JOHN THOMAS HOGLE	JULIETTE C. CAGIGAS
		2G	3G	4G	5G
Irondequoit	47	436	423	418	425
Penfield	22	263	240	245	248
Webster	43	410	378	395	407
GRAND TOTAL:	112	1,109	1,041	1,058	1,080

DISTRICT DELEGATES TO THE NATIONAL CONVENTION  
SUPPORTING DICK GEPHARDT  
VOTE FOR FIVE

25TH CONGRESSIONAL DISTRICT  
DEMOCRATIC PRESIDENTIAL PRIMARY  
SUMMARY

LEGISLATIVE DISTRICT OR TOWN	NUMBER OF ELECTION DISTRICTS	PATRICIA S. THOMPSON	LEON HUNGERFORD	ROSEMARY PAINTER
		2H	3H	4H
Irondequoit	47	39	19	27
Penfield	22	18	2	13
Webster	43	38	15	24
GRAND TOTAL:	112	95	36	64

DISTRICT DELEGATES TO THE NATIONAL CONVENTION  
SUPPORTING WESLEY K. CLARK  
VOTE FOR FIVE

25TH CONGRESSIONAL DISTRICT  
DEMOCRATIC PRESIDENTIAL PRIMARY  
SUMMARY

LEGISLATIVE DISTRICT OR TOWN	NUMBER OF ELECTION DISTRICTS	KATHERINE MCKENNA	THOMAS C. BUCKEL, JR.	BETH BROWNSON	WILL GARRETT	JULIE FENSTER
	21	31	41	51	61	
Irondequoit	47	30	11	20	15	17
Penfield	22	21	2	7	7	14
Webster	43	28	10	10	6	20
GRAND TOTAL:	112	79	23	37	28	51



DISTRICT ALTERNATES TO THE NATIONAL CONVENTION  
SUPPORTING DENNIS J. KUCINICH  
VOTE FOR ONE

25TH CONGRESSIONAL DISTRICT  
DEMOCRATIC PRESIDENTIAL PRIMARY  
SUMMARY

<u>LEGISLATIVE DISTRICT OR TOWN</u>	<u>NUMBER OF ELECTION DISTRICTS</u>	<u>RICHARD M. CANTY 7A</u>
Irondequoit	47	69
Penfield	22	37
Webster	43	77
GRAND TOTAL:	<u>112</u>	<u>183</u>

DISTRICT ALTERNATES TO THE NATIONAL CONVENTION  
SUPPORTING JOE LIEBERMAN  
VOTE FOR ONE

25TH CONGRESSIONAL DISTRICT  
DEMOCRATIC PRESIDENTIAL PRIMARY  
SUMMARY

<u>LEGISLATIVE DISTRICT OR TOWN</u>	<u>NUMBER OF ELECTION DISTRICTS</u>	<u>ADAM BELLO 7B</u>
Irondequoit	47	64
Penfield	22	43
Webster	43	68
GRAND TOTAL:	<u>112</u>	<u>175</u>

DISTRICT ALTERNATES TO THE NATIONAL CONVENTION  
SUPPORTING HOWARD DEAN  
VOTE FOR ONE

25TH CONGRESSIONAL DISTRICT  
DEMOCRATIC PRESIDENTIAL PRIMARY  
SUMMARY

<u>LEGISLATIVE DISTRICT OR TOWN</u>	<u>NUMBER OF ELECTION DISTRICTS</u>	<u>KENNETH D. BRYNIEN 7E</u>
Irondequoit	47	50
Penfield	22	34
Webster	43	43
GRAND TOTAL:	<u>112</u>	<u>127</u>

DISTRICT ALTERNATES TO THE NATIONAL CONVENTION  
SUPPORTING JOHN F. KERRY  
VOTE FOR ONE

25TH CONGRESSIONAL DISTRICT  
DEMOCRATIC PRESIDENTIAL PRIMARY  
SUMMARY

<u>LEGISLATIVE DISTRICT OR TOWN</u>	<u>NUMBER OF ELECTION DISTRICTS</u>	<u>DAVID I. RUFUS 7G</u>
Irondequoit	47	400
Penfield	22	234
Webster	43	394
GRAND TOTAL:	<u>112</u>	<u>1,028</u>

DISTRICT ALTERNATES TO THE NATIONAL CONVENTION  
SUPPORTING DICK GEPHARDT  
VOTE FOR ONE

25TH CONGRESSIONAL DISTRICT  
DEMOCRATIC PRESIDENTIAL PRIMARY  
SUMMARY

<u>LEGISLATIVE DISTRICT OR TOWN</u>	<u>NUMBER OF ELECTION DISTRICTS</u>	<u>JOE ROSSI 7H</u>
Irondequoit	47	33
Penfield	22	15
Webster	43	27
GRAND TOTAL:	<u>112</u>	<u>75</u>

DISTRICT ALTERNATES TO THE NATIONAL CONVENTION  
SUPPORTING WESLEY K. CLARK  
VOTE FOR ONE

25TH CONGRESSIONAL DISTRICT  
DEMOCRATIC PRESIDENTIAL PRIMARY  
SUMMARY

LEGISLATIVE DISTRICT OR TOWN	NUMBER OF ELECTION DISTRICTS	JAMES MACALLAIR
<u>Irondequoit</u>	<u>47</u>	<u>16</u>
Penfield	22	14
Webster	43	22
GRAND TOTAL:	<u><u>112</u></u>	<u><u>52</u></u>

DISTRICT DELEGATES TO THE NATIONAL CONVENTION  
SUPPORTING JOHN EDWARDS  
VOTE FOR FIVE

26TH CONGRESSIONAL DISTRICT  
DEMOCRATIC PRESIDENTIAL PRIMARY  
SUMMARY

LEGISLATIVE DISTRICT OR TOWN	NUMBER OF ELECTION DISTRICTS	RICHARD PRINTUP  2C	CINDY G. LENHART  3C	CHRISTOPHER J. O'BRIEN  4C	DEBORAH BRUCH BUCKI  5C	JEFFREY E. MARION  6C
Chili	1	8	9	8	9	9
Clarkson	6	26	33	26	28	21
Greece	91	412	472	449	438	411
Hamlin	1	2	2	2	2	3
Ogden	20	90	112	108	109	90
Parma	13	41	53	42	45	41
Riga	6	34	40	43	32	39
Sweden	12	76	85	83	79	70
Wheatland	5	47	51	48	48	47
GRAND TOTAL:	<u>155</u>	<u>736</u>	<u>857</u>	<u>809</u>	<u>790</u>	<u>731</u>

DISTRICT DELEGATES TO THE NATIONAL CONVENTION  
SUPPORTING HOWARD DEAN  
VOTE FOR FIVE

26TH CONGRESSIONAL DISTRICT  
DEMOCRATIC PRESIDENTIAL PRIMARY  
SUMMARY

LEGISLATIVE DISTRICT OR TOWN	NUMBER OF ELECTION DISTRICTS	THOMAS Y. HOBART, JR.	JANICE G. DUNNE	RAYMOND E. YACUZZO	CHARLENE FINNIGAN	JAMES J. TWOMBLY
		2E	3E	4E	5E	6E
Chili	1	1	2	2	3	1
Clarkson	6	13	10	5	11	6
Greece	91	103	85	59	94	53
Hamlin	1	1	1	1	1	1
Ogden	20	25	23	16	25	14
Parma	13	13	16	12	17	13
Riga	6	13	4	3	7	3
Sweden	12	43	19	14	27	13
Wheatland	5	12	10	7	12	7
GRAND TOTAL:	155	224	170	119	197	111



DISTRICT DELEGATES TO THE NATIONAL CONVENTION  
SUPPORTING JOHN F. KERRY  
VOTE FOR FIVE

26TH CONGRESSIONAL DISTRICT  
DEMOCRATIC PRESIDENTIAL PRIMARY  
SUMMARY

LEGISLATIVE DISTRICT OR TOWN	NUMBER OF ELECTION DISTRICTS	JEFFREY A. BONO	EVA SUSAN BROWN	JAMES V. LEWIS	AYESHA F. NARIMAN	PRAVIN D. SUCHAK
		2G	3G	4G	5G	6G
Chili	1	10	11	10	9	8
Clarkson	6	45	51	41	38	37
Greece	91	639	687	628	589	546
Hamlin	1	0	0	0	0	0
Ogden	20	135	151	125	128	115
Parma	13	63	72	64	58	52
Riga	6	40	45	38	40	37
Sweden	12	134	172	139	135	125
Wheatland	5	70	78	74	69	64
GRAND TOTAL:	155	1,136	1,267	1,119	1,066	984

DISTRICT DELEGATES TO THE NATIONAL CONVENTION  
SUPPORTING DICK GEPHARDT  
VOTE FOR FIVE

26TH CONGRESSIONAL DISTRICT  
DEMOCRATIC PRESIDENTIAL PRIMARY  
SUMMARY

LEGISLATIVE DISTRICT OR TOWN	NUMBER OF ELECTION DISTRICTS	DAVID RUTECKI	JULIE BARGNESI	ALAN KORMAN	MARY JO NARBY	GARY FLEICE
		2H	3H	4H	5H	6H
Chili	1	1	0	1	0	1
Clarkson	6	0	4	0	4	1
Greece	91	29	41	29	41	27
Hamlin	1	0	0	0	0	0
Ogden	20	2	8	3	13	6
Parma	13	3	2	1	5	4
Riga	6	1	2	1	6	0
Sweden	12	2	3	2	5	5
Wheatland	5	2	4	2	3	2
GRAND TOTAL:	<u>155</u>	<u>40</u>	<u>64</u>	<u>39</u>	<u>77</u>	<u>46</u>

DISTRICT DELEGATES TO THE NATIONAL CONVENTION  
SUPPORTING WESLEY K. CLARK  
VOTE FOR FIVE

26TH CONGRESSIONAL DISTRICT  
DEMOCRATIC PRESIDENTIAL PRIMARY  
SUMMARY

LEGISLATIVE DISTRICT OR TOWN	NUMBER OF ELECTION DISTRICTS	WESTON L. KENNISON  2I	JOHANNA M. COLEMAN  3I	MICHAEL T. WELSH  4I	GERALDINE H. SIMMONS  5I	MATTHEW J. BOVA  6I
Chili	1	0	1	1	1	0
Clarkson	6	5	2	3	4	3
Greece	91	35	32	19	22	24
Hamlin	1	0	0	0	0	0
Ogden	20	11	6	3	7	1
Parma	13	0	2	3	4	1
Riga	6	3	4	4	1	1
Sweden	12	18	8	6	5	1
Wheatland	5	7	1	1	1	0
GRAND TOTAL:	<u>155</u>	<u>79</u>	<u>56</u>	<u>40</u>	<u>45</u>	<u>31</u>

DISTRICT ALTERNATES TO THE NATIONAL CONVENTION  
SUPPORTING JOHN EDWARDS  
VOTE FOR ONE

26TH CONGRESSIONAL DISTRICT  
DEMOCRATIC PRESIDENTIAL PRIMARY  
SUMMARY

<u>LEGISLATIVE DISTRICT OR TOWN</u>	<u>NUMBER OF ELECTION DISTRICTS</u>	<u>FLOR ABER 7C</u>
Chili	1	8
Clarkson	6	17
Greece	91	328
Hamlin	1	2
Ogden	20	77
Parma	13	40
Riga	6	27
Sweden	12	62
Wheatland	5	40
GRAND TOTAL:	<u>155</u>	<u>601</u>

DISTRICT ALTERNATES TO THE NATIONAL CONVENTION  
SUPPORTING HOWARD DEAN  
VOTE FOR ONE

26TH CONGRESSIONAL DISTRICT  
DEMOCRATIC PRESIDENTIAL PRIMARY  
SUMMARY

<u>LEGISLATIVE DISTRICT OR TOWN</u>	<u>NUMBER OF ELECTION DISTRICTS</u>	<u>MAGGIE S. WRIGHT 7E</u>
Chili	1	2
Clarkson	6	10
Greece	91	95
Hamlin	1	0
Ogden	20	24
Parma	13	16
Riga	6	12
Sweden	12	22
Wheatland	5	13
GRAND TOTAL:	<u>155</u>	<u>194</u>

DISTRICT ALTERNATES TO THE NATIONAL CONVENTION  
SUPPORTING JOHN F. KERRY  
VOTE FOR ONE

26TH CONGRESSIONAL DISTRICT  
DEMOCRATIC PRESIDENTIAL PRIMARY  
SUMMARY

<u>LEGISLATIVE DISTRICT OR TOWN</u>	<u>NUMBER OF ELECTION DISTRICTS</u>	<u>CAROLYN A. SCHAD 7G</u>
Chili	1	8
Clarkson	6	39
Greece	91	595
Hamlin	1	0
Ogden	20	127
Parma	13	60
Riga	6	36
Sweden	12	131
Wheatland	5	61
GRAND TOTAL:	<u>155</u>	<u>1,057</u>

DISTRICT ALTERNATES TO THE NATIONAL CONVENTION  
SUPPORTING DICK GEPHARDT  
VOTE FOR ONE

26TH CONGRESSIONAL DISTRICT  
DEMOCRATIC PRESIDENTIAL PRIMARY  
SUMMARY

LEGISLATIVE DISTRICT OR TOWN	NUMBER OF ELECTION DISTRICTS	BETTY BRINKWORTH 7H
Chili	1	0
Clarkson	6	2
Greece	91	34
Hamlin	1	0
Ogden	20	11
Parma	13	2
Riga	6	0
Sweden	12	6
Wheatland	5	3
GRAND TOTAL:	<u>155</u>	<u>58</u>

DISTRICT ALTERNATES TO THE NATIONAL CONVENTION  
SUPPORTING WESLEY K. CLARK  
VOTE FOR ONE

26TH CONGRESSIONAL DISTRICT  
DEMOCRATIC PRESIDENTIAL PRIMARY  
SUMMARY

LEGISLATIVE DISTRICT OR TOWN	NUMBER OF ELECTION DISTRICTS	DEBORAH D. MAJOR  71
Chili	1	2
Clarkson	6	2
Greece	91	23
Hamlin	1	0
Ogden	20	6
Parma	13	1
Riga	6	2
Sweden	12	3
Wheatland	5	2
GRAND TOTAL:	<u>155</u>	<u>41</u>



DISTRICT DELEGATES TO THE NATIONAL CONVENTION  
SUPPORTING DENNIS J. KUCINICH  
VOTE FOR SIX

28TH CONGRESSIONAL DISTRICT  
DEMOCRATIC PRESIDENTIAL PRIMARY  
SUMMARY

LEGISLATIVE DISTRICT OR TOWN	NUMBER OF ELECTION DISTRICTS	DAVID A. FRANCZYK	CANDICE S. FAULRING	WILLIAM J. BENET	NAJAH N. MABINS	THOMAS F. WARFIELD	VICKI RYDER
		2A	3A	4A	5A	6A	7A
Leg. Dist. 6	6	14	14	18	11	12	11
Leg. Dist. 7	3	4	3	6	0	5	3
Leg. Dist. 21	34	84	91	154	80	113	105
Leg. Dist. 22	24	27	32	38	29	40	31
Leg. Dist. 23	27	75	94	224	80	117	114
Leg. Dist. 24	17	55	69	134	65	88	83
Leg. Dist. 25	25	83	92	138	86	133	90
Leg. Dist. 26	17	21	32	47	20	34	31
Leg. Dist. 27	30	62	76	119	69	124	76
Leg. Dist. 28	25	28	28	62	26	47	38
Leg. Dist. 29	27	51	47	66	40	70	42
CITY	235	504	578	1,006	506	783	624
Brighton	14	26	32	61	24	40	43
Chili	1	0	0	0	0	0	0
East Rochester	7	4	1	7	1	4	3
Greece	15	10	9	21	10	13	14
Hamlin	10	9	8	11	5	6	9
Irondequoit	25	25	29	44	22	32	33
Parma	2	2	3	2	3	2	2
Penfield	6	6	5	14	6	11	7
Perinton	18	22	25	51	19	21	27
TOWNS	98	104	112	211	90	129	138
GRAND TOTAL:	333	608	690	1,217	596	912	762

DISTRICT DELEGATES TO THE NATIONAL CONVENTION  
SUPPORTING JOHN EDWARDS  
VOTE FOR SIX

28TH CONGRESSIONAL DISTRICT  
DEMOCRATIC PRESIDENTIAL PRIMARY  
SUMMARY

LEGISLATIVE DISTRICT OR TOWN	NUMBER OF ELECTION DISTRICTS	ANTOINE M. THOMPSON	MILDRED L. BISHOP	RICHARD A. DOLLINGER	WANDA L. STRONG HOWARD	JAMES D. DOYLE	BARBARA LIVINGSTON
		2C	3C	4C	5C	6C	7C
Leg. Dist. 6	6	28	31	48	29	35	26
Leg. Dist. 7	3	18	20	36	20	23	20
Leg. Dist. 21	34	166	168	323	165	187	175
Leg. Dist. 22	24	40	40	56	36	39	32
Leg. Dist. 23	27	294	302	542	289	315	291
Leg. Dist. 24	17	157	165	297	151	163	151
Leg. Dist. 25	25	112	119	253	122	118	118
Leg. Dist. 26	17	69	87	129	81	78	74
Leg. Dist. 27	30	116	123	241	129	107	121
Leg. Dist. 28	25	72	75	120	75	82	74
Leg. Dist. 29	27	84	78	127	75	85	74
CITY	235	1,156	1,208	2,172	1,172	1,232	1,156
Brighton	14	147	151	277	144	161	153
Chili	1	1	1	1	1	1	1
East Rochester	7	38	40	48	40	42	43
Greece	15	66	73	106	70	80	72
Hamlin	10	25	25	41	24	29	26
Irondequoit	25	113	121	192	113	126	114
Parma	2	11	13	13	11	10	10
Penfield	6	44	44	69	44	45	43
Perinton	18	132	132	205	134	147	137
TOWNS	98	577	600	952	581	641	599
GRAND TOTAL:	333	1,733	1,808	3,124	1,753	1,873	1,755

DISTRICT DELEGATES TO THE NATIONAL CONVENTION  
SUPPORTING LYNDON H. LAROUCHE, JR.  
VOTE FOR SIX

28TH CONGRESSIONAL DISTRICT  
DEMOCRATIC PRESIDENTIAL PRIMARY  
SUMMARY

LEGISLATIVE DISTRICT OR TOWN	NUMBER OF ELECTION DISTRICTS	KEITH R.T. PEREZ	BETTY J. FLETCHER	WAYMAN DIGGS	SHARON JONES	GREGORY L. WALTERS	DERESA WALTERS
		2D	3D	4D	5D	6D	7D
Leg. Dist. 6	6	5	2	3	5	2	2
Leg. Dist. 7	3	6	7	3	6	2	2
Leg. Dist. 21	34	32	29	22	37	18	15
Leg. Dist. 22	24	22	20	16	13	12	12
Leg. Dist. 23	27	36	26	13	25	13	14
Leg. Dist. 24	17	26	27	21	33	13	13
Leg. Dist. 25	25	36	21	29	28	20	19
Leg. Dist. 26	17	18	14	8	15	15	5
Leg. Dist. 27	30	38	29	28	43	24	22
Leg. Dist. 28	25	19	12	12	17	9	8
Leg. Dist. 29	27	27	19	16	18	16	13
CITY	235	265	206	171	240	144	125
Brighton	14	6	10	5	15	7	5
Chili	1	0	0	0	0	0	0
East Rochester	7	2	5	2	3	1	0
Greece	15	9	9	3	11	4	4
Hamlin	10	3	9	3	1	2	1
Irondequoit	25	13	13	8	17	13	9
Parma	2	1	1	0	1	0	0
Penfield	6	6	3	3	1	1	1
Perinton	18	6	14	3	16	3	4
TOWNS	98	46	64	27	65	31	24
GRAND TOTAL:	333	311	270	198	305	175	149

DISTRICT DELEGATES TO THE NATIONAL CONVENTION  
SUPPORTING HOWARD DEAN  
VOTE FOR SIX

28TH CONGRESSIONAL DISTRICT  
DEMOCRATIC PRESIDENTIAL PRIMARY  
SUMMARY

LEGISLATIVE DISTRICT OR TOWN	NUMBER OF ELECTION DISTRICTS	GEORGE	CRYSTAL	WILLIAM	LYNN	BOLGEN	FLORENCE
		KENNEDY 2E	D. PEOPLES 3E	A. JOHNSON, JR. 4E	M. MARINELLI 5E	VARGAS 6E	TRIPPI 7E
Leg. Dist. 6	6	17	8	30	8	15	10
Leg. Dist. 7	3	10	3	21	2	7	7
Leg. Dist. 21	34	52	40	200	38	87	54
Leg. Dist. 22	24	14	8	55	7	24	13
Leg. Dist. 23	27	74	64	306	55	157	80
Leg. Dist. 24	17	65	56	204	51	106	62
Leg. Dist. 25	25	49	43	215	33	74	38
Leg. Dist. 26	17	32	23	71	16	35	34
Leg. Dist. 27	30	44	39	193	30	82	41
Leg. Dist. 28	25	23	11	64	12	33	25
Leg. Dist. 29	27	26	13	80	17	34	20
CITY	235	406	308	1,439	269	654	384
Brighton	14	29	20	111	19	39	29
Chili	1	0	0	0	0	0	0
East Rochester	7	7	6	12	5	8	7
Greece	15	19	13	38	12	20	19
Hamlin	10	13	5	12	4	5	6
Irondequoit	25	26	18	53	16	20	22
Parma	2	4	2	4	2	2	4
Penfield	6	17	15	41	17	17	17
Perinton	18	28	21	60	20	35	29
TOWNS	98	143	100	331	95	146	133
GRAND TOTAL:	333	549	408	1,770	364	800	517

DISTRICT DELEGATES TO THE NATIONAL CONVENTION  
SUPPORTING AL C. SHARPTON  
VOTE FOR SIX

28TH CONGRESSIONAL DISTRICT  
DEMOCRATIC PRESIDENTIAL PRIMARY  
SUMMARY

LEGISLATIVE DISTRICT OR TOWN	NUMBER OF ELECTION DISTRICTS	GEORGE A. HOLT, JR.	LYNETTE LOTT	CLARENCE LOTT, JR.	ROBIN S. TRUESDALE	GEORGE E. STOKES	MARY E. SEVILLIAN
		2F	3F	4F	5F	6F	7F
Leg. Dist. 6	6	5	6	2	2	6	4
Leg. Dist. 7	3	1	2	0	3	2	4
Leg. Dist. 21	34	24	31	33	35	27	25
Leg. Dist. 22	24	9	13	18	12	9	5
Leg. Dist. 23	27	23	30	32	29	24	29
Leg. Dist. 24	17	14	19	18	21	17	15
Leg. Dist. 25	25	26	36	41	34	31	23
Leg. Dist. 26	17	7	9	16	10	13	8
Leg. Dist. 27	30	28	38	56	33	37	31
Leg. Dist. 28	25	18	18	17	15	17	12
Leg. Dist. 29	27	20	16	16	15	14	11
CITY	235	175	218	249	209	197	167
Brighton	14	10	11	9	11	9	8
Chili	1	0	0	0	0	0	0
East Rochester	7	2	2	3	1	0	0
Greece	15	6	6	1	6	1	8
Hamlin	10	2	2	3	3	0	1
Irondequoit	25	10	12	9	11	6	8
Parma	2	0	1	0	0	1	1
Penfield	6	2	3	2	3	1	1
Perinton	18	4	10	6	6	2	3
TOWNS	98	36	47	33	41	20	30
GRAND TOTAL:	333	211	265	282	250	217	197

DISTRICT DELEGATES TO THE NATIONAL CONVENTION  
SUPPORTING JOHN F. KERRY  
VOTE FOR SIX

28TH CONGRESSIONAL DISTRICT  
DEMOCRATIC PRESIDENTIAL PRIMARY  
SUMMARY

LEGISLATIVE DISTRICT OR TOWN	NUMBER OF ELECTION DISTRICTS	DAVID F. GANTT	GAYLE L. SYPOSS	BRIAN C. DAVIS	GLADYS SANTIAGO	KEVIN B. MURRAY	CYNTHIA A. ELLIOTT
		2G	3G	4G	5G	6G	7G
Leg. Dist. 6	6	60	50	44	57	61	49
Leg. Dist. 7	3	63	46	50	51	60	47
Leg. Dist. 21	34	531	365	357	444	446	391
Leg. Dist. 22	24	176	122	122	152	138	125
Leg. Dist. 23	27	714	512	477	607	658	504
Leg. Dist. 24	17	400	280	262	339	400	292
Leg. Dist. 25	25	555	341	342	412	419	364
Leg. Dist. 26	17	198	144	139	179	178	147
Leg. Dist. 27	30	522	304	292	383	365	323
Leg. Dist. 28	25	201	144	137	180	165	138
Leg. Dist. 29	27	265	181	181	214	214	189
CITY	235	3,685	2,489	2,403	3,018	3,104	2,569
Brighton	14	387	284	283	322	357	288
Chili	1	0	0	0	0	0	0
East Rochester	7	48	44	40	42	44	42
Greece	15	103	72	76	83	98	81
Hamlin	10	56	49	46	48	59	48
Irondequoit	25	233	183	184	200	216	186
Parma	2	21	16	18	20	20	20
Penfield	6	119	101	101	104	119	96
Perinton	18	242	203	192	223	237	204
TOWNS	98	1,209	952	940	1,042	1,150	965
GRAND TOTAL:	333	4,894	3,441	3,343	4,060	4,254	3,534

DISTRICT DELEGATES TO THE NATIONAL CONVENTION  
SUPPORTING DICK GEPHARDT  
VOTE FOR SIX

28TH CONGRESSIONAL DISTRICT  
DEMOCRATIC PRESIDENTIAL PRIMARY  
SUMMARY

LEGISLATIVE DISTRICT OR TOWN	NUMBER OF ELECTION DISTRICTS	JAMES PITTS	ERNESTINE GREEN	GERHARDT YASKOW	ANN KENNEDY	ROBERT DECAMILLO	LINDA MARSH
		2H	3H	4H	5H	6H	7H
Leg. Dist. 6	6	3	2	1	8	4	3
Leg. Dist. 7	3	4	2	2	10	2	5
Leg. Dist. 21	34	32	33	10	40	15	15
Leg. Dist. 22	24	19	15	14	27	15	14
Leg. Dist. 23	27	23	31	10	51	13	22
Leg. Dist. 24	17	8	17	7	34	8	13
Leg. Dist. 25	25	24	35	17	27	15	14
Leg. Dist. 26	17	7	3	4	11	5	7
Leg. Dist. 27	30	27	37	13	32	15	20
Leg. Dist. 28	25	13	18	7	17	7	9
Leg. Dist. 29	27	15	19	7	29	14	13
CITY	235	175	212	92	286	113	135
Brighton	14	6	11	4	20	8	11
Chili	1	0	0	0	0	0	0
East Rochester	7	0	3	0	7	2	1
Greece	15	6	3	3	21	2	7
Hamlin	10	2	1	2	6	2	3
Irondequoit	25	8	8	4	20	13	6
Parma	2	0	0	0	4	1	0
Penfield	6	1	1	2	6	1	0
Perinton	18	6	5	2	23	5	10
TOWNS	98	29	32	17	107	34	38
GRAND TOTAL:	333	204	244	109	393	147	173

DISTRICT DELEGATES TO THE NATIONAL CONVENTION  
SUPPORTING WESLEY K. CLARK  
VOTE FOR SIX

28TH CONGRESSIONAL DISTRICT  
DEMOCRATIC PRESIDENTIAL PRIMARY  
SUMMARY

LEGISLATIVE DISTRICT OR TOWN	NUMBER OF ELECTION DISTRICTS	ROBIN	CAROLEE	WILLIAM	THERESE	WILLIAM
		SCHIMMINGER	A. CONKLIN	F. PRITCHARD	M. WEGLER	G. HEFFRON, JR.
		2I	3I	4I	5I	6I
Leg. Dist. 6	6	3	5	2	1	0
Leg. Dist. 7	3	0	3	3	2	1
Leg. Dist. 21	34	14	31	37	14	11
Leg. Dist. 22	24	6	8	8	5	6
Leg. Dist. 23	27	16	48	53	17	13
Leg. Dist. 24	17	12	29	35	10	5
Leg. Dist. 25	25	13	28	29	12	12
Leg. Dist. 26	17	5	15	15	5	4
Leg. Dist. 27	30	7	19	16	6	5
Leg. Dist. 28	25	4	11	9	6	2
Leg. Dist. 29	27	8	18	11	7	7
CITY	235	88	215	218	85	66
Brighton	14	11	27	14	8	6
Chili	1	0	0	0	0	0
East Rochester	7	2	0	1	0	0
Greece	15	3	9	4	2	3
Hamlin	10	2	2	2	1	0
Irondequoit	25	5	10	10	4	2
Parma	2	0	1	1	0	1
Penfield	6	2	1	0	1	0
Perinton	18	4	18	3	6	6
TOWNS	98	29	68	35	22	18
GRAND TOTAL:	333	117	283	253	107	84



DISTRICT ALTERNATES TO THE NATIONAL CONVENTION  
SUPPORTING DENNIS J. KUCINICH  
VOTE FOR ONE

28TH CONGRESSIONAL DISTRICT  
DEMOCRATIC PRESIDENTIAL PRIMARY  
SUMMARY

LEGISLATIVE DISTRICT OR TOWN	NUMBER OF ELECTION DISTRICTS	CARRIE L. BARNETT  8A
Leg. Dist. 6	6	21
Leg. Dist. 7	3	7
Leg. Dist. 21	34	132
Leg. Dist. 22	24	37
Leg. Dist. 23	27	138
Leg. Dist. 24	17	95
Leg. Dist. 25	25	112
Leg. Dist. 26	17	47
Leg. Dist. 27	30	122
Leg. Dist. 28	25	45
Leg. Dist. 29	27	59
CITY	235	815
Brighton	14	53
Chili	1	0
East Rochester	7	7
Greece	15	27
Hamlin	10	7
Irondequoit	25	43
Parma	2	3
Penfield	6	13
Perinton	18	38
TOWNS	98	191
GRAND TOTAL:	333	1,006

DISTRICT ALTERNATES TO THE NATIONAL CONVENTION  
SUPPORTING HOWARD DEAN  
VOTE FOR ONE

28TH CONGRESSIONAL DISTRICT  
DEMOCRATIC PRESIDENTIAL PRIMARY  
SUMMARY

LEGISLATIVE DISTRICT OR TOWN	NUMBER OF ELECTION DISTRICTS	PATSY E. ROBERTSON  8E
Leg. Dist. 6	6	10
Leg. Dist. 7	3	6
Leg. Dist. 21	34	52
Leg. Dist. 22	24	14
Leg. Dist. 23	27	109
Leg. Dist. 24	17	75
Leg. Dist. 25	25	37
Leg. Dist. 26	17	40
Leg. Dist. 27	30	49
Leg. Dist. 28	25	33
Leg. Dist. 29	27	21
CITY	235	446
Brighton	14	46
Chili	1	0
East Rochester	7	7
Greece	15	20
Hamlin	10	8
Irondequoit	25	22
Parma	2	7
Penfield	6	30
Perinton	18	32
TOWNS	98	172
GRAND TOTAL:	333	618

DISTRICT ALTERNATES TO THE NATIONAL CONVENTION  
SUPPORTING JOHN F. KERRY  
VOTE FOR ONE

28TH CONGRESSIONAL DISTRICT  
DEMOCRATIC PRESIDENTIAL PRIMARY  
SUMMARY

LEGISLATIVE DISTRICT OR TOWN	NUMBER OF ELECTION DISTRICTS	LOVELY A. WARREN  8G
Leg. Dist. 6	6	45
Leg. Dist. 7	3	42
Leg. Dist. 21	34	345
Leg. Dist. 22	24	118
Leg. Dist. 23	27	473
Leg. Dist. 24	17	261
Leg. Dist. 25	25	355
Leg. Dist. 26	17	128
Leg. Dist. 27	30	317
Leg. Dist. 28	25	147
Leg. Dist. 29	27	185
CITY	235	2,416
Brighton	14	277
Chili	1	0
East Rochester	7	38
Greece	15	72
Hamlin	10	50
Irondequoit	25	169
Parma	2	19
Penfield	6	88
Perinton	18	197
TOWNS	98	910
GRAND TOTAL:	333	3,326

DISTRICT ALTERNATES TO THE NATIONAL CONVENTION  
SUPPORTING DICK GEPHARDT  
VOTE FOR ONE

28TH CONGRESSIONAL DISTRICT  
DEMOCRATIC PRESIDENTIAL PRIMARY  
SUMMARY

LEGISLATIVE DISTRICT OR TOWN	NUMBER OF ELECTION DISTRICTS	JACKLYN RUSHTON  8H
Leg. Dist. 6	6	1
Leg. Dist. 7	3	6
Leg. Dist. 21	34	24
Leg. Dist. 22	24	10
Leg. Dist. 23	27	24
Leg. Dist. 24	17	19
Leg. Dist. 25	25	18
Leg. Dist. 26	17	5
Leg. Dist. 27	30	22
Leg. Dist. 28	25	12
Leg. Dist. 29	27	16
CITY	235	157
 Brighton	 14	 13
Chili	1	0
East Rochester	7	4
Greece	15	2
Hamlin	10	3
Irondequoit	25	12
Parma	2	1
Penfield	6	3
Perinton	18	11
TOWNS	98	49
 GRAND TOTAL:	 <u><u>333</u></u>	 <u><u>206</u></u>

DISTRICT ALTERNATES TO THE NATIONAL CONVENTION  
SUPPORTING WESLEY K. CLARK  
VOTE FOR ONE

28TH CONGRESSIONAL DISTRICT  
DEMOCRATIC PRESIDENTIAL PRIMARY  
SUMMARY

LEGISLATIVE DISTRICT OR TOWN	NUMBER OF ELECTION DISTRICTS	JESSICA FISCHER  81
Leg. Dist. 6	6	5
Leg. Dist. 7	3	6
Leg. Dist. 21	34	52
Leg. Dist. 22	24	10
Leg. Dist. 23	27	52
Leg. Dist. 24	17	38
Leg. Dist. 25	25	33
Leg. Dist. 26	17	16
Leg. Dist. 27	30	18
Leg. Dist. 28	25	14
Leg. Dist. 29	27	14
CITY	235	258
 Brighton	 14	 17
Chili	1	0
East Rochester	7	4
Greece	15	12
Hamlin	10	6
Irondequoit	25	17
Parma	2	0
Penfield	6	4
Perinton	18	15
TOWNS	98	75
 GRAND TOTAL:	333	333

DISTRICT DELEGATES TO THE NATIONAL CONVENTION  
SUPPORTING DENNIS J. KUCINICH  
VOTE FOR FIVE

29TH CONGRESSIONAL DISTRICT  
DEMOCRATIC PRESIDENTIAL PRIMARY  
SUMMARY

LEGISLATIVE DISTRICT OR TOWN	NUMBER OF ELECTION DISTRICTS	CAROL K. LITTLEBRANT	GARY ABRAHAM	MARY PLONKA	TERRENCE N. HEARY	GAIL S. MOTT
		2A	3A	4A	5A	6A
Brighton	32	173	153	149	108	209
Chili	29	77	66	71	62	89
Gates	35	78	59	81	48	79
Henrietta	35	127	114	118	85	145
Mendon	9	40	31	39	28	48
Penfield	11	35	29	35	24	37
Perinton	39	141	114	130	96	172
Pittsford	33	128	112	97	78	150
Rush	4	21	20	24	22	25
GRAND TOTAL:	<u>227</u>	<u>820</u>	<u>698</u>	<u>744</u>	<u>551</u>	<u>954</u>

DISTRICT DELEGATES TO THE NATIONAL CONVENTION  
SUPPORTING JOHN EDWARDS  
VOTE FOR FIVE

29TH CONGRESSIONAL DISTRICT  
DEMOCRATIC PRESIDENTIAL PRIMARY  
SUMMARY

LEGISLATIVE DISTRICT OR TOWN	NUMBER OF ELECTION DISTRICTS	BARBARA R. HAMLIN  2C	JANET B. MILLER  3C	PAUL F. SHANAHAN  4C	LOUISE NOVROS  5C
Brighton	32	430	522	425	500
Chili	29	219	232	226	200
Gates	35	188	192	173	173
Henrietta	35	300	341	289	300
Mendon	9	81	85	72	74
Penfield	11	105	108	106	97
Perinton	39	377	399	367	357
Pittsford	33	361	370	352	347
Rush	4	32	30	33	34
GRAND TOTAL:	<u>227</u>	<u>2,093</u>	<u>2,279</u>	<u>2,043</u>	<u>2,082</u>

DISTRICT DELEGATES TO THE NATIONAL CONVENTION  
SUPPORTING HOWARD DEAN  
VOTE FOR FIVE

29TH CONGRESSIONAL DISTRICT  
DEMOCRATIC PRESIDENTIAL PRIMARY  
SUMMARY

LEGISLATIVE DISTRICT OR TOWN	NUMBER OF ELECTION DISTRICTS	SANDRA L. FRANKEL	BRUCE E. POPPER	CYNTHIA E. EMMER	SHAWN D. HOGAN	BEATRICE JOAN LESTER
		2E	3E	4E	5E	6E
Brighton	32	802	289	245	200	218
Chili	29	146	60	68	63	59
Gates	35	97	40	57	42	52
Henrietta	35	236	108	116	90	96
Mendon	9	71	26	34	19	29
Penfield	11	77	26	31	26	31
Perinton	39	274	89	103	87	98
Pittsford	33	369	122	142	123	129
Rush	4	24	14	15	13	13
GRAND TOTAL:	<u>227</u>	<u>2,096</u>	<u>774</u>	<u>811</u>	<u>663</u>	<u>725</u>



DISTRICT DELEGATES TO THE NATIONAL CONVENTION  
SUPPORTING DICK GEPHARDT  
VOTE FOR FIVE

29TH CONGRESSIONAL DISTRICT  
DEMOCRATIC PRESIDENTIAL PRIMARY  
SUMMARY

LEGISLATIVE DISTRICT OR TOWN	NUMBER OF ELECTION DISTRICTS	SARAH KLOOS	PHILIP CARL LINN, JR.	TONI SHORTHOUSE	THEODORE A. BENNETT
		2H	3H	4H	5H
Brighton	32	64	35	36	44
Chili	29	24	17	20	20
Gates	35	29	9	16	24
Henrietta	35	40	25	22	20
Mendon	9	14	11	13	10
Penfield	11	16	4	5	4
Perinton	39	46	29	32	33
Pittsford	33	40	29	34	23
Rush	4	3	4	3	1
GRAND TOTAL:	<u>227</u>	<u>276</u>	<u>163</u>	<u>181</u>	<u>179</u>

DISTRICT DELEGATES TO THE NATIONAL CONVENTION  
SUPPORTING WESLEY K. CLARK  
VOTE FOR FIVE

29TH CONGRESSIONAL DISTRICT  
DEMOCRATIC PRESIDENTIAL PRIMARY  
SUMMARY

LEGISLATIVE DISTRICT OR TOWN	NUMBER OF ELECTION DISTRICTS	LYNDA GARNER GOLDSTEIN	JAMES K. GRIFFITH	PATRICIA K. SWEENEY	STANLEY M. SPECTOR	AMY H. WILSON
		2I	3I	4I	5I	6I
Brighton	32	315	50	74	68	57
Chili	29	28	12	19	11	21
Gates	35	29	21	29	12	22
Henrietta	35	66	33	41	21	33
Mendon	9	20	9	20	9	11
Penfield	11	16	9	16	11	13
Perinton	39	65	32	54	35	49
Pittsford	33	117	38	58	42	43
Rush	4	10	4	8	3	6
GRAND TOTAL:	<u>227</u>	<u>666</u>	<u>208</u>	<u>319</u>	<u>212</u>	<u>255</u>

DISTRICT ALTERNATES TO THE NATIONAL CONVENTION  
SUPPORTING DENNIS J. KUCINICH  
VOTE FOR ONE

29TH CONGRESSIONAL DISTRICT  
DEMOCRATIC PRESIDENTIAL PRIMARY  
SUMMARY

<u>LEGISLATIVE DISTRICT OR TOWN</u>	<u>NUMBER OF ELECTION DISTRICTS</u>	<u>HARMONY GRIFFIN 7A</u>
Brighton	32	158
Chili	29	76
Gates	35	56
Henrietta	35	114
Mendon	9	35
Penfield	11	20
Perinton	39	115
Pittsford	33	108
Rush	4	16
GRAND TOTAL:	<u>227</u>	<u>698</u>

DISTRICT ALTERNATES TO THE NATIONAL CONVENTION  
SUPPORTING JOHN EDWARDS  
VOTE FOR ONE

29TH CONGRESSIONAL DISTRICT  
DEMOCRATIC PRESIDENTIAL PRIMARY  
SUMMARY

<u>LEGISLATIVE DISTRICT OR TOWN</u>	<u>NUMBER OF ELECTION DISTRICTS</u>	<u>STEVEN J. CROWLEY 7C</u>
Brighton	32	399
Chili	29	203
Gates	35	167
Henrietta	35	263
Mendon	9	69
Penfield	11	99
Perinton	39	334
Pittsford	33	334
Rush	4	30
GRAND TOTAL:	<u>227</u>	<u>1,898</u>

DISTRICT ALTERNATES TO THE NATIONAL CONVENTION  
SUPPORTING HOWARD DEAN  
VOTE FOR ONE

29TH CONGRESSIONAL DISTRICT  
DEMOCRATIC PRESIDENTIAL PRIMARY  
SUMMARY

<u>LEGISLATIVE DISTRICT OR TOWN</u>	<u>NUMBER OF ELECTION DISTRICTS</u>	<u>KENNETH A. AUSTIN 7E</u>
Brighton	32	194
Chili	29	60
Gates	35	47
Henrietta	35	87
Mendon	9	31
Penfield	11	22
Perinton	39	95
Pittsford	33	104
Rush	4	13
GRAND TOTAL:	<u>227</u>	<u>653</u>

DISTRICT ALTERNATES TO THE NATIONAL CONVENTION  
SUPPORTING WESLEY K. CLARK  
VOTE FOR ONE

29TH CONGRESSIONAL DISTRICT  
DEMOCRATIC PRESIDENTIAL PRIMARY  
SUMMARY

<u>LEGISLATIVE DISTRICT OR TOWN</u>	<u>NUMBER OF ELECTION DISTRICTS</u>	<u>EDWIN FIGUEROA 71</u>
Brighton	32	74
Chili	29	12
Gates	35	23
Henrietta	35	35
Mendon	9	11
Penfield	11	10
Perinton	39	43
Pittsford	33	49
Rush	4	7
GRAND TOTAL:	<u>227</u>	<u>264</u>

REPRESENTATIVE IN CONGRESS  
 29TH DISTRICT  
 REPUBLICAN PRIMARY  
 SUMMARY

LEGISLATIVE DISTRICT OR TOWN	TOTAL VOTERS	JOHN RANDY KUHL, JR. 1A	MARK W. ASSINI 2A	SCATTER
Brighton	1,521	227	307	1
Chili	1,582	308	895	1
Gates	1,712	147	1,228	1
Henrietta	1,494	291	746	0
Mendon	495	148	194	0
Penfield	472	128	176	0
Perinton	1,585	416	670	0
Pittsford	1,620	415	686	0
Rush	519	198	223	0
<b>GRAND TOTAL:</b>	<b>11,000</b>	<b>2,278</b>	<b>5,125</b>	<b>3</b>

REPRESENTATIVE IN CONGRESS  
29TH DISTRICT  
REPUBLICAN PRIMARY  
DETAIL

LEGISLATIVE DISTRICT OR TOWN	ELECTION DISTRICT	TOTAL VOTERS	JOHN RANDY KUHLE, JR.	MARK W. ASSINI	SCATTER
			1A	2A	
Brighton	1/13	112	18	25	0
	2/26/44	84	10	31	0
	4/5	102	10	13	1
	9/25/27	153	20	25	0
	10/21	128	21	32	0
	12	67	3	5	0
	14/30	174	32	32	0
	17	38	1	4	0
	19	44	5	12	0
	20/35	63	14	9	0
	22/32	96	16	21	0
	23/31	113	17	18	0
	33	71	11	15	0
	36/45	43	5	13	0
	37/42	52	8	15	0
	40/46	80	20	14	0
	41/43	101	16	23	0
Brighton		1,521	227	307	1
Chili	1/19/27	168	35	94	0
	2	72	16	36	0
	3	50	11	22	0
	4/26	68	15	32	0
	5	48	11	33	0
	6/9	93	13	59	0
	7	27	0	17	0
	10	46	9	30	0
	11/12	136	29	76	1
	13/21	113	20	63	0
	14/24	143	32	79	0
	15	52	9	31	0
	16/22	105	22	60	0
	17	154	35	85	0
	18	72	14	43	0
	20	57	6	35	0
	23/29	78	12	48	0
25/28	71	9	41	0	
30	29	10	11	0	
Chili		1,582	308	895	1
Gates	1/11	95	6	72	0
	2/4	105	7	81	1
	3/15	94	12	64	0



REPRESENTATIVE IN CONGRESS  
29TH DISTRICT  
REPUBLICAN PRIMARY  
DETAIL

LEGISLATIVE DISTRICT OR TOWN	ELECTION DISTRICT	TOTAL VOTERS	JOHN RANDY KUHL, JR.  1A	MARK W. ASSINI  2A	SCATTER
Gates	5/23	154	23	95	0
	6/10/22	156	12	126	0
	7/8	100	7	77	0
	9/33	120	10	77	0
	12/32	108	8	79	0
	13	35	4	24	0
	14/16	79	5	62	0
	17/29	47	3	32	0
	18/26	108	11	74	0
	19/28	98	10	58	0
	20/25	120	7	92	0
	21/31	106	5	88	0
	24	58	10	34	0
	27/30	57	2	38	0
	34/35	72	5	55	0
Gates		1,712	147	1,228	1
Henrietta	1/26	104	24	58	0
	2/19	66	11	42	0
	3/30	101	15	48	0
	4/5/32	126	21	64	0
	6/15	88	17	49	0
	7/22	121	31	53	0
	8/18	89	22	34	0
	9/14	46	6	30	0
	10/12	89	13	48	0
	11/16	66	5	33	0
	13/29	82	12	34	0
	17/25	126	30	57	0
	20/35	55	9	29	0
	21/28	100	16	54	0
	23/34	67	19	34	0
	24/33	73	12	33	0
	27/31	95	28	46	0
Henrietta		1,494	291	746	0
Mendon	1/2	140	40	56	0
	3/9	112	51	41	0
	4/8	75	15	29	0
	5/6	109	25	48	0
	7	59	17	20	0
Mendon		495	148	194	0

REPRESENTATIVE IN CONGRESS  
29TH DISTRICT  
REPUBLICAN PRIMARY  
DETAIL

LEGISLATIVE DISTRICT OR TOWN	ELECTION DISTRICT	TOTAL VOTERS	JOHN RANDY KUHL, JR.	MARK W. ASSINI	SCATTER
			1A	2A	
Penfield	3	24	6	10	0
	7/28	126	30	57	0
	11	37	11	11	0
	18/36	54	13	12	0
	27	54	18	16	0
	29	39	13	12	0
	31/35	59	13	23	0
	32	63	16	30	0
	39	16	8	5	0
Penfield		472	128	176	0
Perinton	1/39	73	24	33	0
	2	51	19	18	0
	3/32/35	117	40	45	0
	8/27	102	29	46	0
	9/43	96	20	35	0
	13/55	93	27	43	0
	15/31/48	100	27	34	0
	17/44	109	26	45	0
	18	52	6	21	0
	19/23	87	25	38	0
	24/34	152	40	64	0
	28/49/51	113	29	51	0
	30/36	47	13	19	0
	33/53	67	17	33	0
	37/42	74	16	29	0
	38/54	84	16	35	0
	45	58	18	27	0
	47	20	3	10	0
	50	19	3	6	0
	52	40	11	19	0
56	31	7	19	0	
Perinton		1,585	416	670	0
Pittsford	1/2	100	33	34	0
	3	107	26	43	0
	4/16	78	30	26	0
	5	45	14	16	0
	6/9	119	24	47	0
	7/17/26	132	29	55	0
	8	66	29	22	0
	10	73	20	34	0
	11	40	10	23	0

REPRESENTATIVE IN CONGRESS  
29TH DISTRICT  
REPUBLICAN PRIMARY  
DETAIL

LEGISLATIVE DISTRICT OR TOWN	ELECTION DISTRICT	TOTAL VOTERS	JOHN RANDY KUHL, JR.  1A	MARK W. ASSINI  2A	SCATTER
Pittsford					
	12/21	105	28	41	0
	13/20/32	159	39	69	0
	14	35	7	15	0
	15	24	6	5	0
	18/28	96	20	33	0
	19/23/29	120	25	61	0
	22/33	110	25	64	0
	24/25	95	30	43	0
	27/31	80	14	43	0
	30	36	6	12	0
Pittsford		1,620	415	686	0
Rush					
	1/4	262	95	120	0
	2/3	257	103	103	0
Rush		519	198	223	0
GRAND TOTAL:		11,000	2,278	5,125	3

COUNTY LEGISLATOR  
15TH DISTRICT  
1 YEAR TERM  
REPUBLICAN PRIMARY  
DETAIL

LEGISLATIVE DISTRICT OR TOWN	ELECTION DISTRICT	TOTAL VOTERS	JAMES F. CARLEVATTI	DAN QUATRO	SCATTER
			6A	7A	
Brighton	3	34	9	14	0
	8/16	96	9	39	0
	29	44	4	15	0
Brighton		174	22	68	0
Penfield	5/17	75	20	54	0
	8	94	9	50	0
	9	96	11	48	0
	12/33	107	38	68	0
	13	57	11	45	0
	22	50	4	17	0
	26	21	4	17	0
	34/40	56	8	46	0
Penfield		556	105	345	0
Webster	6/11/43	72	23	42	0
	7/15/22/37	108	38	65	0
	8/18	64	16	47	0
	12	42	18	23	0
	16/26	39	9	28	0
	21/35	50	28	21	0
	39	51	9	41	0
Webster		426	141	267	0
GRAND TOTAL:		1,156	268	680	0

TOWN OF RUSH  
TOWN JUSTICE  
REPUBLICAN PRIMARY  
DETAIL

LEGISLATIVE DISTRICT OR TOWN	ELECTION DISTRICT	TOTAL VOTERS	HENRY E. KIRCH 6A	JAMES J. BUCCI, JR. 7A	DOUGLAS W. MORRISON 8A	SCATTER
Rush	1 /4	262	107	82	45	0
	2 /3	257	112	54	50	0
GRAND TOTAL:		<u>519</u>	<u>219</u>	<u>136</u>	<u>95</u>	<u>0</u>

REPRESENTATIVE IN CONGRESS  
28TH DISTRICT  
DEMOCRATIC PRIMARY  
SUMMARY

LEGISLATIVE DISTRICT OR TOWN	TOTAL VOTERS	LOUISE M. SLAUGHTER  1B	FRANCINA J. CARTONIA  2B	SCATTER
Leg. Dist. 06	120	99	14	0
Leg. Dist. 07	109	94	7	0
Leg. Dist. 21	1,096	926	66	0
Leg. Dist. 22	660	493	97	0
Leg. Dist. 23	1,002	896	65	0
Leg. Dist. 24	670	600	39	0
Leg. Dist. 25	1,152	980	99	0
Leg. Dist. 26	292	249	26	0
Leg. Dist. 27	1,133	1,004	72	0
Leg. Dist. 28	534	434	45	0
Leg. Dist. 29	749	597	69	0
CITY	<u>7,517</u>	<u>6,372</u>	<u>599</u>	<u>0</u>
Brighton	464	353	17	0
Chili	2	2	0	0
East Rochester	148	60	1	0
Greece	137	121	9	0
Hamlin	50	43	3	0
Irondequoit	242	204	12	0
Parma	17	16	1	0
Penfield	266	112	6	0
Perinton	272	245	16	0
TOWNS	<u>1,598</u>	<u>1,156</u>	<u>65</u>	<u>0</u>
GRAND TOTAL:	<u><u>9,115</u></u>	<u><u>7,528</u></u>	<u><u>664</u></u>	<u><u>0</u></u>

REPRESENTATIVE IN CONGRESS  
28TH DISTRICT  
DEMOCRATIC PRIMARY  
DETAIL

LEGISLATIVE DISTRICT OR TOWN	ELECTION DISTRICT	TOTAL VOTERS	LOUISE M. SLAUGHTER	FRANCINA J. CARTONIA	SCATTER
			1B	2B	
Leg. Dist. 06	1/4/5	71	58	8	0
	2/3	19	13	4	0
	6	30	28	2	0
Leg. Dist. 06		120	99	14	0
Leg. Dist. 07	1	38	31	4	0
	2	39	33	3	0
	3	32	30	0	0
Leg. Dist. 07		109	94	7	0
Leg. Dist. 21	1	48	35	5	0
	2/10	121	113	6	0
	3/15	57	44	5	0
	4	34	26	3	0
	5/16/32	39	34	3	0
	6	19	16	3	0
	7	43	39	4	0
	8	13	11	1	0
	9	24	22	0	0
	11/22-1/29-17	63	53	1	0
	12	20	18	2	0
	13/23-15	32	29	2	0
	14	75	64	4	0
	17	36	30	3	0
	18	34	21	3	0
	19	28	24	2	0
	20	18	16	1	0
	21	37	31	2	0
	22	42	29	2	0
	23	46	39	0	0
	24	39	37	1	0
	25/27	73	60	3	0
	26	31	29	1	0
	28	0	0	0	0
	29	10	8	1	0
	30/22-8/22-22	61	53	4	0
	31/34	20	17	0	0
	33/23-13	33	28	4	0
Leg. Dist. 21		1,096	926	66	0

REPRESENTATIVE IN CONGRESS  
28TH DISTRICT  
DEMOCRATIC PRIMARY  
DETAIL

LEGISLATIVE DISTRICT OR TOWN	ELECTION DISTRICT	TOTAL VOTERS	LOUISE M. SLAUGHTER	FRANCINA J. CARTONIA	SCATTER
			1B	2B	
Leg. Dist. 22					
	2/13	41	29	9	0
	3	52	23	19	0
	4/16/19	55	46	3	0
	5	31	25	5	0
	6	46	38	4	0
	7	26	22	2	0
	9	18	16	2	0
	10/17	55	37	7	0
	11/21	98	75	9	0
	12/23	55	40	8	0
	14/15	109	83	22	0
	18	35	27	5	0
	20/29-27	31	27	1	0
	24	8	5	1	0
Leg. Dist. 22		660	493	97	0
Leg. Dist. 23					
	1	22	20	1	0
	2	39	35	3	0
	3/11	77	70	6	0
	4/12/22	174	168	2	0
	5/7	57	51	2	0
	6/9/10/20	153	131	12	0
	8/14	59	51	5	0
	16/24-16	77	69	5	0
	17/18/19/27	94	83	7	0
	21	50	41	5	0
	23	20	17	3	0
	24	28	27	1	0
	25/26	152	133	13	0
Leg. Dist. 23		1,002	896	65	0
Leg. Dist. 24					
	1/13	124	119	3	0
	2/3	119	110	6	0
	4/10	86	77	7	0
	5	49	42	2	0
	6	13	12	1	0
	7	22	18	3	0
	8/9	53	49	3	0
	11/12	60	54	4	0
	14/15	124	102	7	0
	17	20	17	3	0
Leg. Dist. 24		670	600	39	0



REPRESENTATIVE IN CONGRESS  
28TH DISTRICT  
DEMOCRATIC PRIMARY  
DETAIL

LEGISLATIVE DISTRICT OR TOWN	ELECTION DISTRICT	TOTAL VOTERS	LOUISE M. SLAUGHTER	FRANCINA J. CARTONIA	SCATTER
			1B	2B	
Leg. Dist. 25					
	1/22	78	71	4	0
	2	65	54	9	0
	3	117	105	7	0
	4	26	16	6	0
	5/10	112	97	11	0
	6	55	47	4	0
	7/13	101	87	7	0
	8/27-9	129	112	9	0
	9/11	63	57	3	0
	12	41	35	3	0
	14/24	55	51	1	0
	15/27-18	83	66	11	0
	16/23	3	2	0	0
	17	31	25	3	0
	18	76	63	7	0
	19	1	1	0	0
	20/25	89	65	13	0
	21	27	26	1	0
		<u>1,152</u>	<u>980</u>	<u>99</u>	<u>0</u>
Leg. Dist. 25					
Leg. Dist. 26					
	1	24	18	4	0
	2/28-10	19	14	3	0
	3/4/5/11	60	52	7	0
	7/8	32	28	2	0
	9/14	50	45	2	0
	10/15	47	37	6	0
	12	41	36	2	0
	13	0	0	0	0
	16	19	19	0	0
		<u>292</u>	<u>249</u>	<u>26</u>	<u>0</u>
Leg. Dist. 26					
Leg. Dist. 27					
	1/2/11	144	126	11	0
	3	77	70	4	0
	4/5	128	117	10	0
	6/17	78	64	7	0
	7/10	89	82	4	0
	8	51	46	1	0
	12	42	35	4	0
	13/21	84	79	3	0
	14	41	36	2	0
	15	41	34	2	0
	16	71	63	4	0
	19/23	90	79	7	0
	20	45	37	1	0
	22	77	70	5	0
	27	43	38	4	0
	28	32	28	3	0
		<u>1,133</u>	<u>1,004</u>	<u>72</u>	<u>0</u>
Leg. Dist. 27					

REPRESENTATIVE IN CONGRESS  
28TH DISTRICT  
DEMOCRATIC PRIMARY  
DETAIL

LEGISLATIVE DISTRICT OR TOWN	ELECTION DISTRICT	TOTAL VOTERS	LOUISE M. SLAUGHTER	FRANCINA J. CARTONIA	SCATTER
			1B	2B	
Leg. Dist. 28	1/5/16	61	51	5	0
	2	51	47	0	0
	3	25	18	2	0
	4	34	24	3	0
	6/9	45	38	5	0
	7	27	24	0	0
	8/15	78	60	12	0
	11/13/25	36	31	3	0
	12	28	19	3	0
	14/22	37	33	2	0
	17	8	5	2	0
	18	29	21	3	0
	19	0	0	0	0
	21	32	25	3	0
	23/24	43	38	2	0
Leg. Dist. 28		534	434	45	0
Leg. Dist. 29	1	25	22	2	0
	2	19	15	2	0
	3	20	19	0	0
	4/11	49	39	6	0
	5/7	38	29	3	0
	6	19	16	0	0
	8/9	53	38	2	0
	10	42	36	1	0
	12	20	12	3	0
	13	46	39	4	0
	14	27	20	1	0
	15	21	17	1	0
	16	9	8	0	0
	18	26	25	1	0
	19	18	14	1	0
	20	38	26	8	0
	21	25	18	5	0
	22	55	46	7	0
	23	96	75	8	0
	24	38	28	6	0
	25	65	55	8	0
	26	0	0	0	0
Leg. Dist. 29		749	597	69	0
CITY		7,517	6,372	599	0

REPRESENTATIVE IN CONGRESS  
28TH DISTRICT  
DEMOCRATIC PRIMARY  
DETAIL

LEGISLATIVE DISTRICT OR TOWN	ELECTION DISTRICT	TOTAL VOTERS	LOUISE M. SLAUGHTER	FRANCINA J. CARTONIA	SCATTER
			1B	2B	
Brighton	3	34	11	0	0
	6	32	31	1	0
	7/24	44	42	1	0
	8/16	97	46	2	0
	11/15/18/34	106	95	10	0
	28	37	35	1	0
	29	44	24	1	0
	38	47	46	1	0
	39	23	23	0	0
Brighton		464	353	17	0
Chili	31	2	2	0	0
Chili		2	2	0	0
East Rochester	1/4/5	61	24	0	0
	2/3/6/7	87	36	1	0
East Rochester		148	60	1	0
Greece	1/74	18	17	0	0
	2/54	2	1	1	0
	16/76	12	9	3	0
	21/30	15	14	0	0
	34	10	8	1	0
	35/82/84	35	33	2	0
	38	13	13	0	0
	41/6/78	26	21	2	0
	48	6	5	0	0
Greece		137	121	9	0
Hamlin	1/6	14	12	2	0
	2/5	10	7	0	0
	3/7	7	7	0	0
	4	5	4	1	0
	8	8	7	0	0
	9	5	5	0	0
	10	1	1	0	0
Hamlin		50	43	3	0
Irondequoit	5/19/52	48	41	4	0
	11/12/23/29/34/35/41/43/61	80	69	3	0
	13/24	16	14	0	0
	26/18/54/57/65/67/71/72	37	28	1	0
	31/21/64/70	9	8	1	0
	36/50/66/69	33	30	1	0
	37/1	10	6	1	0
	39	9	8	1	0
Irondequoit		242	204	12	0

REPRESENTATIVE IN CONGRESS  
28TH DISTRICT  
DEMOCRATIC PRIMARY  
DETAIL

LEGISLATIVE DISTRICT OR TOWN	ELECTION DISTRICT	TOTAL VOTERS	LOUISE M. SLAUGHTER	FRANCINA J. CARTONIA	SCATTER
			1B	2B	
Parma	9/10	17	16	1	0
Parma		17	16	1	0
Penfield	1	5	2	0	0
	8	94	29	1	0
	9	96	35	2	0
	10	16	14	2	0
	16	5	5	0	0
	22	50	27	1	0
Penfield		266	112	6	0
Perinton	4	20	18	2	0
	5	5	4	0	0
	6/25	44	42	0	0
	7	21	20	0	0
	10/11	37	32	2	0
	12/16/22	25	24	1	0
	14	23	21	2	0
	20/40	33	28	1	0
	21/29/41	38	33	5	0
	26	21	18	3	0
	46	5	5	0	0
Perinton		272	245	16	0
TOWNS		1,598	1,156	65	0
GRAND TOTAL:		9,115	7,528	664	0

REPRESENTATIVE IN CONGRESS  
 29TH DISTRICT  
 DEMOCRATIC PRIMARY  
 SUMMARY

LEGISLATIVE DISTRICT OR TOWN	TOTAL VOTERS	SAMARA BAREND 1B	JEREMY WEIR ALDERSON 2B	SCATTER
Brighton	1,521	757	161	0
Chili	1,582	193	61	0
Gates	1,712	199	73	0
Henrietta	1,494	279	113	0
Mendon	495	119	14	0
Penfield	472	106	34	0
Perinton	1,585	321	105	0
Pittsford	1,620	389	78	0
Rush	519	43	8	0
GRAND TOTAL:	<u>11,000</u>	<u>2,406</u>	<u>647</u>	<u>0</u>

REPRESENTATIVE IN CONGRESS  
29TH DISTRICT  
DEMOCRATIC PRIMARY  
DETAIL

LEGISLATIVE DISTRICT OR TOWN	ELECTION DISTRICT	TOTAL VOTERS	SAMARA BAREND	JEREMY WEIR ALDERSON	SCATTER
			1B	2B	
Brighton					
	1/13	112	51	12	0
	2/26/44	84	28	10	0
	4/5	102	74	4	0
	9/25/27	153	92	12	0
	10/21	128	58	15	0
	12	67	53	6	0
	14/30	174	61	30	0
	17	38	23	9	0
	19	44	25	2	0
	20/35	63	32	7	0
	22/32	96	48	5	0
	23/31	113	69	7	0
	33	71	34	5	0
	36/45	43	13	8	0
	37/42	52	25	3	0
	40/46	80	34	8	0
	41/43	101	37	18	0
Brighton		1,521	757	161	0
Chili					
	1/19/27	168	15	7	0
	2	72	8	3	0
	3	50	10	6	0
	4/26	68	8	3	0
	5	48	3	1	0
	6/9	93	13	4	0
	7	27	4	2	0
	10	46	3	1	0
	11/12	136	16	4	0
	13/21	113	13	6	0
	14/24	143	13	5	0
	15	52	5	2	0
	16/22	105	15	3	0
	17	154	26	6	0
	18	72	7	2	0
	20	57	11	0	0
	23/29	78	8	1	0
	25/28	71	12	3	0
	30	29	3	2	0
Chili		1,582	193	61	0
Gates					
	1/11	95	12	1	0
	2/4	105	8	2	0
	3/15	94	9	4	0

REPRESENTATIVE IN CONGRESS  
29TH DISTRICT  
DEMOCRATIC PRIMARY  
DETAIL

LEGISLATIVE DISTRICT OR TOWN	ELECTION DISTRICT	TOTAL VOTERS	SAMARA BAREND	JEREMY WEIR ALDERSON	SCATTER
			1B	2B	
Gates					
	5/23	154	22	7	0
	6/10/22	156	12	3	0
	7/8	100	9	3	0
	9/33	120	21	10	0
	12/32	108	16	5	0
	13	35	7	0	0
	14/16	79	8	2	0
	17/29	47	4	4	0
	18/26	108	15	3	0
	19/28	98	17	8	0
	20/25	120	16	4	0
	21/31	106	6	2	0
	24	58	4	5	0
	27/30	57	8	4	0
	34/35	72	5	6	0
Gates		1,712	199	73	0
Henrietta					
	1/26	104	13	5	0
	2/19	66	8	3	0
	3/30	101	20	8	0
	4/5/32	126	21	13	0
	6/15	88	14	5	0
	7/22	121	25	6	0
	8/18	89	21	11	0
	9/14	46	9	1	0
	10/12	89	15	10	0
	11/16	66	15	9	0
	13/29	82	27	8	0
	17/25	126	32	4	0
	20/35	55	9	2	0
	21/28	100	17	9	0
	23/34	67	3	7	0
	24/33	73	17	8	0
	27/31	95	13	4	0
Henrietta		1,494	279	113	0
Mendon					
	1/2	140	36	1	0
	3/9	112	14	3	0
	4/8	75	26	3	0
	5/6	109	29	4	0
	7	59	14	3	0
Mendon		495	119	14	0

REPRESENTATIVE IN CONGRESS  
29TH DISTRICT  
DEMOCRATIC PRIMARY  
DETAIL

LEGISLATIVE DISTRICT OR TOWN	ELECTION DISTRICT	TOTAL VOTERS	SAMARA BAREND	JEREMY WEIR ALDERSON	SCATTER
			1B	2B	
Penfield					
	3	24	3	1	0
	7/28	126	24	8	0
	11	37	8	5	0
	18/36	54	19	7	0
	27	54	15	2	0
	29	39	8	2	0
	31/35	59	16	4	0
	32	63	11	4	0
	39	16	2	1	0
Penfield		472	106	34	0
Perinton					
	1/39	73	9	5	0
	2	51	8	5	0
	3/32/35	117	18	9	0
	8/27	102	17	6	0
	9/43	96	26	5	0
	13/55	93	14	2	0
	15/31/48	100	29	5	0
	17/44	109	28	7	0
	18	52	14	6	0
	19/23	87	24	0	0
	24/34	152	22	11	0
	28/49/51	113	21	10	0
	30/36	47	12	2	0
	33/53	67	11	4	0
	37/42	74	20	8	0
	38/54	84	19	8	0
	45	58	10	2	0
	47	20	4	2	0
	50	19	5	4	0
	52	40	7	3	0
	56	31	3	1	0
Perinton		1,585	321	105	0
Pittsford					
	1/2	100	27	1	0
	3	107	22	11	0
	4/16	78	16	5	0
	5	45	12	1	0
	6/9	119	38	6	0
	7/17/26	132	36	8	0
	8	66	12	2	0
	10	73	17	2	0
	11	40	5	1	0



REPRESENTATIVE IN CONGRESS  
29TH DISTRICT  
DEMOCRATIC PRIMARY  
DETAIL

LEGISLATIVE DISTRICT OR TOWN	ELECTION DISTRICT	TOTAL VOTERS	SAMARA BAREND	JEREMY WEIR ALDERSON	SCATTER
			1B	2B	
Pittsford					
	12/21	105	30	3	0
	13/20/32	159	37	5	0
	14	35	13	0	0
	15	24	10	2	0
	18/28	96	35	7	0
	19/23/29	120	20	6	0
	22/33	110	15	6	0
	24/25	95	17	3	0
	27/31	80	14	5	0
	30	36	13	4	0
Pittsford		<u>1,620</u>	<u>389</u>	<u>78</u>	<u>0</u>
Rush					
	1/4	262	14	3	0
	2/3	257	29	5	0
Rush		<u>519</u>	<u>43</u>	<u>8</u>	<u>0</u>
GRAND TOTAL:		<u><u>11,000</u></u>	<u><u>2,406</u></u>	<u><u>647</u></u>	<u><u>0</u></u>

COMMISSIONER OF SCHOOLS  
3 YEAR TERM  
DEMOCRATIC PRIMARY  
SUMMARY

LEGISLATIVE DISTRICT OR TOWN	TOTAL VOTERS	DOMINGO GARCIA, SR.  6B	CYNTHIA A. ELLIOTT  7B	SCATTER
Leg. Dist. 06	120	78	36	1
Leg. Dist. 07	109	61	33	0
Leg. Dist. 21	1,096	565	461	1
Leg. Dist. 22	659	282	341	0
Leg. Dist. 23	998	680	253	1
Leg. Dist. 24	668	445	166	0
Leg. Dist. 25	1,152	528	563	0
Leg. Dist. 26	292	181	87	0
Leg. Dist. 27	1,130	504	593	0
Leg. Dist. 28	534	313	175	0
Leg. Dist. 29	749	419	261	0
GRAND TOTAL:	<u>7,507</u>	<u>4,056</u>	<u>2,969</u>	<u>3</u>

COMMISSIONER OF SCHOOLS  
3 YEAR TERM  
DEMOCRATIC PRIMARY  
DETAIL

LEGISLATIVE DISTRICT OR TOWN	ELECTION DISTRICT	TOTAL VOTERS	DOMINGO	CYNTHIA	SCATTER
			GARCIA, SR.	A. ELLIOTT	
			6B	7B	
Leg. Dist. 06					
	1/4/5	71	48	20	1
	2/3	19	11	5	0
	6	30	19	11	0
Leg. Dist. 06		120	78	36	1
Leg. Dist. 07					
	1	38	20	16	0
	2	39	24	10	0
	3	32	17	7	0
Leg. Dist. 07		109	61	33	0
Leg. Dist. 21					
	1	48	27	16	0
	2/10	121	82	32	0
	3/15	57	37	16	0
	4	34	18	14	0
	5/16/32	39	25	12	0
	6	19	8	8	0
	7	43	25	17	0
	8	13	8	5	0
	9	24	18	4	0
	11/22-1/29-17	63	30	30	0
	12	20	11	9	0
	13/23-15	32	22	7	1
	14	75	41	26	0
	17	36	11	21	0
	18	34	18	13	0
	19	28	12	15	0
	20	18	10	5	0
	21	37	16	20	0
	22	42	18	21	0
	23	46	19	24	0
	24	39	21	17	0
	25/27	73	23	48	0
	26	31	10	19	0
	28	0	0	0	0
	29	10	7	3	0
	30/22-8/22-22	61	21	37	0
	31/34	20	7	11	0
	33/23-13	33	20	11	0
Leg. Dist. 21		1,096	565	461	1
Leg. Dist. 22					
	2/13	41	23	17	0
	3	52	37	9	0
	4/16/19	55	31	19	0
	5	31	14	16	0
	6	46	19	26	0

COMMISSIONER OF SCHOOLS  
3 YEAR TERM  
DEMOCRATIC PRIMARY  
DETAIL

LEGISLATIVE DISTRICT OR TOWN	ELECTION DISTRICT	TOTAL VOTERS	DOMINGO	CYNTHIA	SCATTER
			GARCIA, SR.	A. ELLIOTT	
			6B	7B	
Leg. Dist. 22	7	26	10	13	0
	9	18	10	8	0
	10/17	55	8	45	0
	11/21	97	45	49	0
	12/23	55	29	24	0
	14/15	109	14	89	0
	18	35	18	13	0
	20/29-27	31	18	12	0
	24	8	6	1	0
Leg. Dist. 22		659	282	341	0
Leg. Dist. 23	1	22	15	5	0
	2	39	22	17	0
	3/11	77	45	31	0
	4/12/22	174	125	45	0
	5/7	57	42	10	0
	6/9/10/20	153	106	32	0
	8/14	57	36	14	0
	16/24-16	76	61	9	1
	17/18/19/27	94	65	25	0
	21	50	28	16	0
	23	20	8	8	0
	24	28	17	9	0
	25/26	151	110	32	0
Leg. Dist. 23		998	680	253	1
Leg. Dist. 24	1/13	124	86	29	0
	2/3	118	90	23	0
	4/10	85	60	21	0
	5	49	32	11	0
	6	13	8	5	0
	7	22	17	3	0
	8/9	53	31	19	0
	11/12	60	38	16	0
	14/15	124	71	34	0
	17	20	12	5	0
Leg. Dist. 24		668	445	166	0
Leg. Dist. 25	1/22	78	33	40	0
	2	65	29	33	0
	3	117	49	63	0
	4	26	9	13	0
	5/10	112	49	59	0
	6	55	28	22	0
	7/13	101	35	60	0

COMMISSIONER OF SCHOOLS  
3 YEAR TERM  
DEMOCRATIC PRIMARY  
DETAIL

LEGISLATIVE DISTRICT OR TOWN	ELECTION DISTRICT	TOTAL VOTERS	DOMINGO	CYNTHIA	SCATTER
			GARCIA, SR.	A. ELLIOTT	
			6B	7B	
Leg. Dist. 25	8/27-9	129	46	79	0
	9/11	63	30	32	0
	12	41	24	16	0
	14/24	55	38	16	0
	15/27-18	83	27	53	0
	16/23	3	1	1	0
	17	31	15	15	0
	18	76	42	24	0
	19	1	1	0	0
	20/25	89	51	32	0
	21	27	21	5	0
Leg. Dist. 25		1,152	528	563	0
Leg. Dist. 26	1	24	15	6	0
	2/28-10	19	10	7	0
	3/4/5/11	60	33	23	0
	7/8	32	19	8	0
	9/14	50	36	13	0
	10/15	47	27	15	0
	12	41	28	10	0
	13	0	0	0	0
	16	19	13	5	0
Leg. Dist. 26		292	181	87	0
Leg. Dist. 27	1/2/11	144	59	81	0
	3	77	35	39	0
	4/5	126	64	59	0
	6/17	78	42	34	0
	7/10	89	43	45	0
	8	51	17	32	0
	12	42	21	20	0
	13/21	83	34	45	0
	14	41	17	22	0
	15	41	15	22	0
	16	71	34	36	0
	19/23	90	31	59	0
	20	45	20	22	0
	22	77	32	44	0
	27	43	23	19	0
	28	32	17	14	0
Leg. Dist. 27		1,130	504	593	0
Leg. Dist. 28	1/5/16	61	40	17	0
	2	51	33	13	0
	3	25	20	2	0

COMMISSIONER OF SCHOOLS  
3 YEAR TERM  
DEMOCRATIC PRIMARY  
DETAIL

LEGISLATIVE DISTRICT OR TOWN	ELECTION DISTRICT	TOTAL VOTERS	DOMINGO	CYNTHIA	SCATTER
			GARCIA, SR.	A. ELLIOTT	
			6B	7B	
Leg. Dist. 28	4	34	16	14	0
	6/9	45	30	11	0
	7	27	11	13	0
	8/15	78	28	40	0
	11/13/25	36	20	15	0
	12	28	15	10	0
	14/22	37	24	12	0
	17	8	3	4	0
	18	29	20	9	0
	19	0	0	0	0
	21	32	22	5	0
	23/24	43	31	10	0
Leg. Dist. 28		534	313	175	0
Leg. Dist. 29	1	25	9	15	0
	2	19	8	7	0
	3	20	13	7	0
	4/11	49	29	15	0
	5/7	38	22	7	0
	6	19	7	11	0
	8/9	53	33	17	0
	10	42	23	16	0
	12	20	13	5	0
	13	46	23	21	0
	14	27	15	9	0
	15	21	11	7	0
	16	9	3	4	0
	18	26	17	6	0
	19	18	9	7	0
	20	38	19	12	0
	21	25	13	10	0
	22	55	37	17	0
	23	96	56	33	0
	24	38	22	12	0
	25	65	37	23	0
	26	0	0	0	0
Leg. Dist. 29		749	419	261	0
GRAND TOTAL:		7,507	4,056	2,969	3

COUNTY COURT JUDGE  
INDEPENDENCE PRIMARY  
(VOTE FOR 2)  
SUMMARY

LEGISLATIVE DISTRICT OR TOWN	TOTAL VOTERS	JOHN J. CONNELL 3C	PATRICIA D. MARKS 4C	JOHN L. DEMARCO 5C	SCATTER
Leg. Dist. 06	240	0	0	2	0
Leg. Dist. 07	218	3	2	1	0
Leg. Dist. 21	2,192	7	10	5	0
Leg. Dist. 22	1,318	1	1	6	0
Leg. Dist. 23	1,996	12	12	10	0
Leg. Dist. 24	1,336	7	14	9	0
Leg. Dist. 25	2,304	5	6	3	0
Leg. Dist. 26	584	3	3	6	0
Leg. Dist. 27	2,260	3	4	3	0
Leg. Dist. 28	1,068	6	3	7	0
Leg. Dist. 29	1,498	9	13	11	0
CITY	15,014	56	68	63	0
Brighton	3,944	9	7	8	0
Chili	3,168	26	30	17	0
Clarkson	6	1	2	1	0
East Rochester	296	15	11	5	0
Gates	3,418	7	8	11	0
Greece	362	16	23	26	0
Hamlin	100	0	1	4	0
Henrietta	2,980	8	8	7	0
Irondequoit	536	23	22	17	0
Mendon	984	3	4	2	0
Ogden	12	5	4	1	0
Parma	42	2	3	1	0
Penfield	2,138	16	20	15	0
Perinton	3,698	16	24	14	0
Pittsford	3,232	8	5	9	0
Riga	16	2	1	2	0
Rush	1,038	1	1	0	0
Sweden	16	0	4	2	0
Webster	912	18	19	18	0
Wheatland	8	2	3	1	0
TOWNS	26,906	178	200	161	0
GRAND TOTAL:	41,920	234	268	224	0

COUNTY COURT JUDGE  
INDEPENDENCE PRIMARY  
(VOTE FOR 2)  
DETAIL

LEGISLATIVE DISTRICT OR TOWN	ELECTION DISTRICT	TOTAL VOTERS	JOHN J. CONNELL  3C	PATRICIA D. MARKS  4C	JOHN L. DEMARCO  5C	SCATTER
Leg. Dist. 06						
	1 /4/5	142	0	0	2	0
	2 /3	38	0	0	0	0
	6	60	0	0	0	0
Leg. Dist. 06		240	0	0	2	0
Leg. Dist. 07						
	1	76	1	0	1	0
	2	78	2	1	0	0
	3	64	0	1	0	0
Leg. Dist. 07		218	3	2	1	0
Leg. Dist. 21						
	1	96	0	0	0	0
	2 /10	242	1	0	0	0
	3 /15	114	1	0	1	0
	4	68	2	1	0	0
	5 /16/32	78	0	1	1	0
	6	38	0	0	0	0
	7	86	0	0	0	0
	8	26	0	0	0	0
	9	48	0	0	0	0
	11 /22-1/29-17	126	0	1	0	0
	12	40	0	0	0	0
	13 /23-15	64	0	0	0	0
	14	150	2	0	0	0
	17	72	0	0	0	0
	18	68	0	0	1	0
	19	56	0	0	0	0
	20	36	0	0	0	0



COUNTY COURT JUDGE  
INDEPENDENCE PRIMARY  
(VOTE FOR 2)  
DETAIL

LEGISLATIVE DISTRICT OR TOWN	ELECTION DISTRICT	TOTAL VOTERS	JOHN J. CONNELL	PATRICIA D. MARKS	JOHN L. DEMARCO	SCATTER
			3C	4C	5C	
<hr/>						
Leg. Dist. 21						
	21	74	0	1	1	0
	22	84	0	2	1	0
	23	92	0	0	0	0
	24	78	0	1	0	0
	25 /27	146	1	1	0	0
	26	62	0	0	0	0
	28	0	0	0	0	0
	29	20	0	0	0	0
	30 /22-8/22-22	122	0	0	0	0
	31 /34	40	0	1	0	0
	33 /23-13	66	0	1	0	0
Leg. Dist. 21		2,192	7	10	5	0
<hr/>						
Leg. Dist. 22						
	2 /13	82	0	0	0	0
	3	104	0	0	1	0
	4 /16/19	110	0	0	2	0
	5	62	0	0	0	0
	6	92	0	0	0	0
	7	52	0	0	0	0
	9	36	0	0	0	0
	10 /17	110	0	0	0	0
	11 /21	194	0	0	0	0
	12 /23	110	1	1	0	0
	14 /15	218	0	0	0	0
	18	70	0	0	3	0
	20 /29-27	62	0	0	0	0
	24	16	0	0	0	0

COUNTY COURT JUDGE  
INDEPENDENCE PRIMARY  
(VOTE FOR 2)  
DETAIL

LEGISLATIVE DISTRICT OR TOWN	ELECTION DISTRICT	TOTAL VOTERS	JOHN J. CONNELL  3C	PATRICIA D. MARKS  4C	JOHN L. DEMARCO  5C	SCATTER
Leg. Dist. 22		1,318	1	1	6	0
Leg. Dist. 23						
	1	44	0	0	0	0
	2	78	0	0	0	0
	3 /11	154	0	0	1	0
	4 /12/22	348	2	0	2	0
	5 /7	114	1	3	1	0
	6 /9/10/20	306	1	2	3	0
	8 /14	114	2	2	2	0
	16 /24-16	152	2	0	0	0
	17 /18/19/27	188	0	2	1	0
	21	100	2	1	0	0
	23	40	0	0	0	0
	24	56	0	0	0	0
	25 /26	302	2	2	0	0
Leg. Dist. 23		1,996	12	12	10	0
Leg. Dist. 24						
	1 /13	248	0	1	1	0
	2 /3	236	1	0	0	0
	4 /10	170	1	1	1	0
	5	98	0	2	1	0
	6	26	0	0	0	0
	7	44	0	1	0	0
	8 /9	106	0	1	1	0
	11 /12	120	0	0	0	0
	14 /15	248	5	8	5	0
	17	40	0	0	0	0

COUNTY COURT JUDGE  
INDEPENDENCE PRIMARY  
(VOTE FOR 2)  
DETAIL

LEGISLATIVE DISTRICT OR TOWN	ELECTION DISTRICT	TOTAL VOTERS	JOHN J. CONNELL  3C	PATRICIA D. MARKS  4C	JOHN L. DEMARCO  5C	SCATTER
Leg. Dist. 24		1,336	7	14	9	0
Leg. Dist. 25						
	1 /22	156	0	0	0	0
	2	130	0	0	0	0
	3	234	0	0	0	0
	4	52	2	2	1	0
	5 /10	224	0	0	0	0
	6	110	0	0	0	0
	7 /13	202	0	0	0	0
	8 /27-9	258	0	0	0	0
	9 /11	126	0	0	0	0
	12	82	0	0	0	0
	14 /24	110	0	0	0	0
	15 /27-18	166	0	0	0	0
	16 /23	6	0	0	1	0
	17	62	1	1	0	0
	18	152	1	2	0	0
	19	2	0	0	0	0
	20 /25	178	1	1	1	0
	21	54	0	0	0	0
Leg. Dist. 25		2,304	5	6	3	0
Leg. Dist. 26						
	1	48	0	0	0	0
	2 /28-10	38	0	1	2	0
	3 /4/5/11	120	0	0	0	0
	7 /8	64	0	0	0	0
	9 /14	100	0	0	0	0
	10 /15	94	1	2	2	0

COUNTY COURT JUDGE  
INDEPENDENCE PRIMARY  
(VOTE FOR 2)  
DETAIL

LEGISLATIVE DISTRICT OR TOWN	ELECTION DISTRICT	TOTAL VOTERS	JOHN J. CONNELL	PATRICIA D. MARKS	JOHN L. DEMARCO	SCATTER
			3C	4C	5C	
<hr/>						
Leg. Dist. 26						
	12	82	2	0	2	0
	13	0	0	0	0	0
	16	38	0	0	0	0
		<hr/>	<hr/>	<hr/>	<hr/>	<hr/>
Leg. Dist. 26		584	3	3	6	0
Leg. Dist. 27						
	1 /2/11	288	0	0	0	0
	3	154	0	0	1	0
	4 /5	252	1	1	0	0
	6 /17	156	0	1	1	0
	7 /10	178	0	0	0	0
	8	102	0	1	0	0
	12	84	0	0	0	0
	13 /21	166	0	0	1	0
	14	82	1	1	0	0
	15	82	0	0	0	0
	16	142	1	0	0	0
	19 /23	180	0	0	0	0
	20	90	0	0	0	0
	22	154	0	0	0	0
	27	86	0	0	0	0
	28	64	0	0	0	0
		<hr/>	<hr/>	<hr/>	<hr/>	<hr/>
Leg. Dist. 27		2,260	3	4	3	0
Leg. Dist. 28						
	1 /5/16	122	1	1	0	0
	2	102	0	0	0	0
	3	50	0	0	0	0
	4	68	0	0	1	0

COUNTY COURT JUDGE  
INDEPENDENCE PRIMARY  
(VOTE FOR 2)  
DETAIL

LEGISLATIVE DISTRICT OR TOWN	ELECTION DISTRICT	TOTAL VOTERS	JOHN J. CONNELL  3C	PATRICIA D. MARKS  4C	JOHN L. DEMARCO  5C	SCATTER
Leg. Dist. 28						
	6 /9	90	0	0	0	0
	7	54	1	0	1	0
	8 /15	156	0	0	1	0
	11 /13/25	72	1	0	1	0
	12	56	0	0	0	0
	14 /22	74	0	1	0	0
	17	16	0	0	0	0
	18	58	0	0	0	0
	19	0	0	0	0	0
	21	64	2	0	1	0
	23 /24	86	1	1	2	0
Leg. Dist. 28		1,068	6	3	7	0
Leg. Dist. 29						
	1	50	0	0	0	0
	2	38	0	0	0	0
	3	40	0	0	0	0
	4 /11	98	2	3	2	0
	5 /7	76	1	2	1	0
	6	38	1	1	0	0
	8 /9	106	0	0	1	0
	10	84	1	1	0	0
	12	40	1	0	0	0
	13	92	0	0	0	0
	14	54	0	1	1	0
	15	42	1	1	1	0
	16	18	0	0	1	0
	18	52	0	0	0	0
	19	36	0	1	1	0

COUNTY COURT JUDGE  
INDEPENDENCE PRIMARY  
(VOTE FOR 2)  
DETAIL

LEGISLATIVE DISTRICT OR TOWN	ELECTION DISTRICT	TOTAL VOTERS	JOHN J. CONNELL 3C	PATRICIA D. MARKS 4C	JOHN L. DEMARCO 5C	SCATTER
Leg. Dist. 29						
	20	76	0	0	0	0
	21	50	0	0	1	0
	22	110	0	0	0	0
	23	192	1	2	2	0
	24	76	1	1	0	0
	25	130	0	0	0	0
	26	0	0	0	0	0
Leg. Dist. 29		1,498	9	13	11	0
CITY		15,014	56	68	63	0
Brighton						
	1 /13	224	1	0	0	0
	2 /26/44	162	1	1	1	0
	3	68	0	0	0	0
	4 /5	204	0	0	0	0
	6	64	0	0	0	0
	7 /24	88	1	0	0	0
	8 /16	192	0	1	0	0
	9 /25/27	304	1	0	1	0
	10 /21	256	1	1	1	0
	11 /15/18/34	210	1	1	0	0
	12	132	0	0	0	0
	14 /30	346	0	0	0	0
	17	76	0	0	0	0
	19	88	0	0	0	0
	20 /35	124	0	0	0	0
	22 /32	190	0	0	2	0
	23 /31	226	0	0	0	0

COUNTY COURT JUDGE  
INDEPENDENCE PRIMARY  
(VOTE FOR 2)  
DETAIL

LEGISLATIVE DISTRICT OR TOWN	ELECTION DISTRICT	TOTAL VOTERS	JOHN J. CONNELL	PATRICIA D. MARKS	JOHN L. DEMARCO	SCATTER
			3C	4C	5C	
Brighton						
	28	74	0	0	1	0
	29	88	0	0	0	0
	33	142	1	1	0	0
	36 /45	86	1	0	1	0
	37 /42	104	0	0	0	0
	38	94	0	0	0	0
	39	46	0	0	0	0
	40 /46	154	0	1	1	0
	41 /43	202	1	1	0	0
Brighton		3,944	9	7	8	0
Chili						
	1 /19/27	336	5	5	3	0
	2	144	1	0	0	0
	3	100	0	0	0	0
	4 /26	136	3	4	1	0
	5	96	0	0	0	0
	6 /9	186	0	0	0	0
	7	54	0	3	2	0
	8	2	1	0	1	0
	10	90	1	0	0	0
	11 /12	272	1	0	0	0
	13 /21	226	0	0	0	0
	14 /24	286	4	3	3	0
	15	104	1	1	0	0
	16 /22	210	1	2	1	0
	17	308	4	2	1	0
	18	144	2	2	0	0
	20	114	0	1	0	0

COUNTY COURT JUDGE  
INDEPENDENCE PRIMARY  
(VOTE FOR 2)  
DETAIL

LEGISLATIVE DISTRICT OR TOWN	ELECTION DISTRICT	TOTAL VOTERS	JOHN J. CONNELL 3C	PATRICIA D. MARKS 4C	JOHN L. DEMARCO 5C	SCATTER
Chili						
	23 /29	156	1	1	1	0
	25 /28	142	1	4	4	0
	30	58	0	2	0	0
	31	4	0	0	0	0
Chili		3,168	26	30	17	0
Clarkson						
	1 /2/3/4/5/6	6	1	2	1	0
Clarkson		6	1	2	1	0
East Rochester						
	1 /4/5	122	8	7	1	0
	2 /3/6/7	174	7	4	4	0
East Rochester		296	15	11	5	0
Gates						
	1 /11	190	0	0	1	0
	2 /4	210	0	0	0	0
	3 /15	188	0	3	3	0
	5 /23	308	1	0	1	0
	6 /10/22	310	0	0	0	0
	7 /8	200	1	0	1	0
	9 /33	240	0	0	0	0
	12 /32	216	0	0	0	0
	13	70	0	0	0	0
	14 /16	158	0	0	0	0
	17 /29	94	1	1	0	0
	18 /26	216	0	1	1	0
	19 /28	192	0	1	1	0



COUNTY COURT JUDGE  
INDEPENDENCE PRIMARY  
(VOTE FOR 2)  
DETAIL

LEGISLATIVE DISTRICT OR TOWN	ELECTION DISTRICT	TOTAL VOTERS	JOHN J. CONNELL	PATRICIA D. MARKS	JOHN L. DEMARCO	SCATTER
			3C	4C	5C	
Gates						
	20 /25	240	1	0	1	0
	21 /31	212	1	0	0	0
	24	116	1	1	0	0
	27 /30	114	1	1	1	0
	34 /35	144	0	0	1	0
Gates		3,418	7	8	11	0
Greece						
	1 /74	36	0	0	1	0
	2 /54	4	0	0	0	0
	3 /17/18/24/27/29/33/36/37/39/42/52/57/60/62/64/65/66/67 /69/73/75/77/80/81/85/87/92/93/94/95/96/97/100/101	26	5	9	6	0
	4 /5/7/8/9/10/11/13/14/19/20/22/23/25/32/40/49/51/55/59 /61/63/68/83	32	3	6	11	0
	12 /26/31/46/47/50/56/98	4	0	2	1	0
	15 /28/43/44/45/53/58/70/71/72/79/86/88/89/90/91/99/102 /103/104/105/106	26	5	5	4	0
	16 /76	24	0	0	0	0
	21 /30	30	1	0	1	0
	34	20	1	0	0	0
	35 /82/84	70	0	0	0	0
	38	26	0	0	0	0
	41 /6/78	52	0	0	2	0
	48	12	1	1	0	0
Greece		362	16	23	26	0
Hamlin						
	1 /6	28	0	0	0	0
	2 /5	20	0	1	3	0

COUNTY COURT JUDGE  
INDEPENDENCE PRIMARY  
(VOTE FOR 2)  
DETAIL

LEGISLATIVE DISTRICT OR TOWN	ELECTION DISTRICT	TOTAL VOTERS	JOHN J. CONNELL 3C	PATRICIA D. MARKS 4C	JOHN L. DEMARCO 5C	SCATTER
Hamlin						
	3 /7	14	0	0	0	0
	4	10	0	0	0	0
	8	16	0	0	1	0
	9	10	0	0	0	0
	10	2	0	0	0	0
Hamlin		100	0	1	4	0
Henrietta						
	1 /26	208	0	0	0	0
	2 /19	130	0	0	0	0
	3 /30	202	3	1	1	0
	4 /5/32	252	0	0	0	0
	6 /15	174	0	0	1	0
	7 /22	242	0	0	0	0
	8 /18	178	0	0	0	0
	9 /14	92	0	0	0	0
	10 /12	178	0	0	0	0
	11 /16	132	2	1	0	0
	13 /29	164	0	0	0	0
	17 /25	252	0	0	1	0
	20 /35	110	1	3	0	0
	21 /28	196	0	0	0	0
	23 /34	134	2	1	1	0
	24 /33	146	0	2	1	0
	27 /31	190	0	0	2	0
Henrietta		2,980	8	8	7	0
Irondequoit						
	2 /17/32/38/45/48/55/56/58	18	3	5	5	0

COUNTY COURT JUDGE  
INDEPENDENCE PRIMARY  
(VOTE FOR 2)  
DETAIL

LEGISLATIVE DISTRICT OR TOWN	ELECTION DISTRICT	TOTAL VOTERS	JOHN J. CONNELL 3C	PATRICIA D. MARKS 4C	JOHN L. DEMARCO 5C	SCATTER
Irondequoit						
	3 /9/14/25/28/33/44/53/59/60/68	16	2	2	4	0
	4 /6/7/8/10/15/16/20/22/27/30/40/42/46/47/49/51/62/63	18	4	4	3	0
	5 /19/52	96	2	2	0	0
	11 /12/23/29/34/35/41/43/61	160	5	6	2	0
	13 /24	32	1	1	0	0
	26 /18/54/57/65/67/71/72	74	3	1	1	0
	31 /21/64/70	18	0	0	0	0
	36 /50/66/69	66	1	0	0	0
	37 /1	20	2	1	2	0
	39	18	0	0	0	0
Irondequoit		536	23	22	17	0
Mendon						
	1 /2	280	0	1	2	0
	3 /9	224	1	1	0	0
	4 /8	150	2	2	0	0
	5 /6	216	0	0	0	0
	7	114	0	0	0	0
Mendon		984	3	4	2	0
Ogden						
	1 /2/3/4/5/6/7/8/9/10/11/12/13/14/15/16/17/18/19/20	12	5	4	1	0
Ogden		12	5	4	1	0
Parma						
	1 /2/3/4/5/6/7/8/11/12/13/14/15	8	2	3	1	0
	9 /10	34	0	0	0	0
Parma		42	2	3	1	0
Penfield						

COUNTY COURT JUDGE  
INDEPENDENCE PRIMARY  
(VOTE FOR 2)  
DETAIL

LEGISLATIVE DISTRICT OR TOWN	ELECTION DISTRICT	TOTAL VOTERS	JOHN J. CONNELL 3C	PATRICIA D. MARKS 4C	JOHN L. DEMARCO 5C	SCATTER
Penfield						
	1	10	1	3	0	0
	2	2	0	0	0	0
	3	48	1	1	0	0
	4 /14	12	3	0	2	0
	5 /17	150	0	0	0	0
	6 /38	2	0	1	0	0
	7 /28	250	0	3	2	0
	8	188	2	1	2	0
	9	192	0	0	0	0
	10	32	0	0	0	0
	11	74	1	0	0	0
	12 /33	214	1	0	1	0
	13	114	1	1	0	0
	15 /19	4	1	0	2	0
	16	10	0	0	0	0
	18 /36	108	0	1	2	0
	20	2	0	1	1	0
	21	0	0	0	0	0
	22	100	0	0	0	0
	23	4	1	1	1	0
	24	2	1	1	0	0
	25	0	0	0	0	0
	26	42	0	0	0	0
	27	108	0	0	0	0
	29	78	0	0	0	0
	30	4	0	2	2	0
	31 /35	118	1	2	0	0
	32	126	0	0	0	0

COUNTY COURT JUDGE  
INDEPENDENCE PRIMARY  
(VOTE FOR 2)  
DETAIL

LEGISLATIVE DISTRICT OR TOWN	ELECTION DISTRICT	TOTAL VOTERS	JOHN J. CONNELL  3C	PATRICIA D. MARKS  4C	JOHN L. DEMARCO  5C	SCATTER
Penfield						
	34 /40	112	2	2	0	0
	37	0	0	0	0	0
	39	32	0	0	0	0
Penfield		2,138	16	20	15	0
Perinton						
	1 /39	146	1	1	0	0
	2	102	0	0	0	0
	3 /32/35	234	1	1	1	0
	4	40	0	0	0	0
	5	10	1	1	0	0
	6 /25	88	0	2	2	0
	7	40	0	1	0	0
	8 /27	202	1	1	1	0
	9 /43	192	1	2	0	0
	10 /11	74	2	0	1	0
	12 /16/22	50	0	0	0	0
	13 /55	186	0	3	2	0
	14	46	0	0	0	0
	15 /31/48	200	1	2	2	0
	17 /44	218	2	3	1	0
	18	104	0	0	0	0
	19 /23	174	0	0	0	0
	20 /40	60	2	0	0	0
	21 /29/41	72	0	0	0	0
	24 /34	304	3	2	1	0
	26	42	0	0	0	0
	28 /49/51	226	0	1	0	0
	30 /36	94	1	1	0	0

COUNTY COURT JUDGE  
INDEPENDENCE PRIMARY  
(VOTE FOR 2)  
DETAIL

LEGISLATIVE DISTRICT OR TOWN	ELECTION DISTRICT	TOTAL VOTERS	JOHN J. CONNELL 3C	PATRICIA D. MARKS 4C	JOHN L. DEMARCO 5C	SCATTER
Perinton						
	33 /53	134	0	0	0	0
	37 /42	148	0	0	0	0
	38 /54	166	0	2	2	0
	45	116	0	0	0	0
	46	10	0	0	0	0
	47	40	0	0	0	0
	50	38	0	0	0	0
	52	80	0	0	0	0
	56	62	0	1	1	0
Perinton		3,698	16	24	14	0
Pittsford						
	1 /2	200	0	0	0	0
	3	214	4	2	2	0
	4 /16	156	0	0	0	0
	5	90	0	0	1	0
	6 /9	238	2	2	0	0
	7 /17/26	264	1	1	1	0
	8	130	0	0	0	0
	10	146	0	0	0	0
	11	80	0	0	0	0
	12 /21	210	1	0	1	0
	13 /20/32	316	0	0	2	0
	14	68	0	0	0	0
	15	48	0	0	0	0
	18 /28	192	0	0	1	0
	19 /23/29	238	0	0	1	0
	22 /33	220	0	0	0	0
	24 /25	190	0	0	0	0

COUNTY COURT JUDGE  
INDEPENDENCE PRIMARY  
(VOTE FOR 2)  
DETAIL

LEGISLATIVE DISTRICT OR TOWN	ELECTION DISTRICT	TOTAL VOTERS	JOHN J. CONNELL 3C	PATRICIA D. MARKS 4C	JOHN L. DEMARCO 5C	SCATTER
Pittsford						
	27 /31	160	0	0	0	0
	30	72	0	0	0	0
Pittsford		3,232	8	5	9	0
Riga						
	1 /2/3/6	14	2	1	1	0
	4 /5	2	0	0	1	0
Riga		16	2	1	2	0
Rush						
	1 /4	524	1	1	0	0
	2 /3	514	0	0	0	0
Rush		1,038	1	1	0	0
Sweden						
	1 /2/3/4/5/6/7/8/9/10/11/12	16	0	4	2	0
Sweden		16	0	4	2	0
Webster						
	1	0	0	0	0	0
	2 /4/38	8	1	2	3	0
	3 /36	0	0	0	0	0
	5 /19	8	2	1	1	0
	6 /11/43	144	3	3	3	0
	7 /15/22/37	216	0	1	4	0
	8 /18	128	1	0	0	0
	9	0	0	0	0	0
	10 /17/28/41	8	0	2	2	0
	12	84	1	1	0	0
	13	4	0	1	2	0

COUNTY COURT JUDGE  
INDEPENDENCE PRIMARY  
(VOTE FOR 2)  
DETAIL

LEGISLATIVE DISTRICT OR TOWN	ELECTION DISTRICT	TOTAL VOTERS	JOHN J. CONNELL	PATRICIA D. MARKS	JOHN L. DEMARCO	SCATTER
			3C	4C	5C	
Webster						
	14	2	1	1	0	0
	16 /26	78	0	0	1	0
	20 /42	4	2	1	0	0
	21 /35	100	1	1	0	0
	23 /34	4	1	1	1	0
	24	6	1	1	0	0
	25	4	0	0	0	0
	27 /40	6	3	2	0	0
	29	0	0	0	0	0
	30	2	0	0	0	0
	31	0	0	0	0	0
	32 /33	4	1	1	0	0
	39	102	0	0	1	0
Webster		912	18	19	18	0
Wheatland						
	1	4	2	1	0	0
	2	2	0	1	0	0
	3	2	0	1	1	0
	4	0	0	0	0	0
	5	0	0	0	0	0
Wheatland		8	2	3	1	0
TOWNS		26,906	178	200	161	0
GRAND TOTAL:		41,920	234	268	224	0



COUNTY LEGISLATOR  
 3RD DISTRICT  
 1 YEAR TERM  
 INDEPENDENCE PRIMARY  
 DETAIL

LEGISLATIVE DISTRICT OR TOWN	ELECTION DISTRICT	TOTAL VOTERS	MARY VALERIO	
			6C	SCATTER
Chili				
	1/19/27	168	5	3
	4/26	68	1	1
	6/9	93	0	0
	7	27	2	0
	8	1	1	0
	10	45	1	0
	11/12	136	2	0
	13/21	113	2	0
	14/24	143	3	1
	16/22	105	1	0
	17	154	3	0
	18	72	1	0
	20	57	2	0
	23/29	78	1	0
	25/28	71	4	1
	30	29	1	0
	31	2	0	0
GRAND TOTAL:		<u>1,362</u>	<u>30</u>	<u>6</u>

COUNTY LEGISLATOR  
 8TH DISTRICT  
 1 YEAR TERM  
 INDEPENDENCE PRIMARY  
 DETAIL

LEGISLATIVE DISTRICT OR TOWN	ELECTION DISTRICT	TOTAL VOTERS	DAVE MALTA	
			6C	SCATTER
<u>Webster</u>				
	1	0	0	0
	2/4/38	4	0	0
	3/36	0	0	0
	5/19	4	1	2
	9	0	0	0
	10/17/28/41	4	2	2
	13	2	1	0
	14	1	0	1
	20/42	2	1	0
	23/34	2	1	0
	24	3	1	1
	25	2	0	0
	27/40	3	0	1
	29	0	0	0
	30	1	0	1
	31	0	0	0
	32/33	2	2	0
GRAND TOTAL:		<u>30</u>	<u>9</u>	<u>8</u>

VILLAGE/TOWN OF EAST ROCHESTER  
TOWN JUSTICE  
INDEPENDENCE PRIMARY  
DETAIL

LEGISLATIVE DISTRICT OR TOWN	ELECTION DISTRICT	TOTAL VOTERS	PAUL M. FIORAVANTI 6C	J. SCOTT ODORISI 7C	SCATTER
<u>East Rochester</u>					
	1/4/5	61	6	11	0
	2/3/6/7	87	7	14	0
GRAND TOTAL:		<u>148</u>	<u>13</u>	<u>25</u>	<u>0</u>

MEMBER OF STATE COMMITTEE  
 130TH DISTRICT MALE  
 INDEPENDENCE PRIMARY  
 SUMMARY

LEGISLATIVE DISTRICT OR TOWN	TOTAL VOTERS	TODD C. STOUT <u>6C</u>	CHARLES K. EAMES <u>7C</u>	<u>SCATTER</u>
Henrietta	1,490	7	6	0
Mendon	492	2	2	0
Pittsford	1,616	2	5	0
 GRAND TOTAL:	 <u><u>3,598</u></u>	 <u><u>11</u></u>	 <u><u>13</u></u>	 <u><u>0</u></u>

MEMBER OF STATE COMMITTEE  
 130TH DISTRICT MALE  
 INDEPENDENCE PRIMARY  
 DETAIL

LEGISLATIVE DISTRICT OR TOWN	ELECTION DISTRICT	TOTAL VOTERS	TODD C. STOUT	CHARLES K. EAMES	SCATTER
			6C	7C	
Henrietta	1/26	104	0	0	0
	2/19	65	0	0	0
	3/30	101	1	2	0
	4/5/32	126	0	0	0
	6/15	87	1	0	0
	7/22	121	0	0	0
	8/18	89	1	0	0
	9/14	46	0	0	0
	10/12	89	0	0	0
	11/16	66	1	1	0
	13/29	82	0	0	0
	17/25	126	0	0	0
	20/35	55	0	3	0
	21/28	98	0	0	0
	23/34	67	1	0	0
	24/33	73	2	0	0
	27/31	95	0	0	0
Henrietta		1,490	7	6	0
Mendon	1/2	140	0	1	0
	3/9	112	0	1	0
	4/8	75	2	0	0
	5/6	108	0	0	0
	7	57	0	0	0
Mendon		492	2	2	0
Pittsford	1/2	100	0	0	0
	3	107	0	2	0
	4/16	78	0	0	0
	5	45	1	0	0
	6/9	119	0	1	0
	7/17/26	132	1	1	0
	8	65	0	0	0
	10	73	0	0	0
	11	40	0	0	0
	12/21	105	0	1	0
	13/20/32	158	0	0	0
	14	34	0	0	0
	15	24	0	0	0
	18/28	96	0	0	0
	19/23/29	119	0	0	0
	22/33	110	0	0	0

MEMBER OF STATE COMMITTEE  
 130TH DISTRICT MALE  
 INDEPENDENCE PRIMARY  
 DETAIL

<u>LEGISLATIVE DISTRICT OR TOWN</u>	<u>ELECTION DISTRICT</u>	<u>TOTAL VOTERS</u>	<u>TODD C. STOUT  6C</u>	<u>CHARLES K. EAMES  7C</u>	<u>SCATTER</u>
Pittsford	24/25	95	0	0	0
	27/31	80	0	0	0
	30	36	0	0	0
Pittsford		<u>1,616</u>	<u>2</u>	<u>5</u>	<u>0</u>
GRAND TOTAL:		<u><u>3,598</u></u>	<u><u>11</u></u>	<u><u>13</u></u>	<u><u>0</u></u>

MEMBER OF STATE COMMITTEE  
 130TH DISTRICT FEMALE  
 INDEPENDENCE PRIMARY  
 SUMMARY

LEGISLATIVE DISTRICT OR TOWN	TOTAL VOTERS	DONNA L. EAMES 8C	JACQUELINE HALLDOW 9C	SCATTER
Henrietta	1,490	6	5	0
Mendon	492	1	2	0
Pittsford	1,616	3	5	0
GRAND TOTAL:	3,598	10	12	0

MEMBER OF STATE COMMITTEE  
 130TH DISTRICT FEMALE  
 INDEPENDENCE PRIMARY  
 DETAIL

LEGISLATIVE DISTRICT OR TOWN	ELECTION DISTRICT	TOTAL VOTERS	DONNA L. EAMES	JACQUELINE HALLDOW	SCATTER
			8C	9C	
Henrietta	1/26	104	0	0	0
	2/19	65	0	0	0
	3/30	101	2	1	0
	4/5/32	126	0	0	0
	6/15	87	0	0	0
	7/22	121	0	0	0
	8/18	89	0	0	0
	9/14	46	0	0	0
	10/12	89	0	0	0
	11/16	66	0	2	0
	13/29	82	0	0	0
	17/25	126	0	0	0
	20/35	55	3	0	0
	21/28	98	1	0	0
	23/34	67	0	0	0
	24/33	73	0	2	0
	27/31	95	0	0	0
Henrietta		1,490	6	5	0
Mendon	1/2	140	0	1	0
	3/9	112	0	0	0
	4/8	75	1	1	0
	5/6	108	0	0	0
	7	57	0	0	0
	Mendon		492	1	2
Pittsford	1/2	100	0	0	0
	3	107	1	1	0
	4/16	78	0	0	0
	5	45	1	0	0
	6/9	119	0	2	0
	7/17/26	132	0	2	0
	8	65	0	0	0
	10	73	0	0	0
	11	40	0	0	0
	12/21	105	1	0	0
	13/20/32	158	0	0	0
	14	34	0	0	0
	15	24	0	0	0
	18/28	96	0	0	0
	19/23/29	119	0	0	0
	22/33	110	0	0	0
24/25	95	0	0	0	



MEMBER OF STATE COMMITTEE  
 130TH DISTRICT FEMALE  
 INDEPENDENCE PRIMARY  
 DETAIL

LEGISLATIVE DISTRICT OR TOWN	ELECTION DISTRICT	TOTAL VOTERS	DONNA L. EAMES	JACQUELINE HALLDOW	SCATTER
			8C	9C	
Pittsford	27 /31	80	0	0	0
	30	36	0	0	0
Pittsford		1,616	3	5	0
GRAND TOTAL:		3,598	10	12	0

MEMBER OF STATE COMMITTEE  
 131ST DISTRICT MALE  
 INDEPENDENCE PRIMARY  
 SUMMARY

LEGISLATIVE DISTRICT OR TOWN	TOTAL VOTERS	ERIK V. HUTT	RAFAEL COLON	SCATTER
		9C	10C	
Leg. Dist. 21	361	1	8	0
Leg. Dist. 23	481	1	12	0
Leg. Dist. 24	668	4	17	0
Leg. Dist. 25	230	0	3	0
Leg. Dist. 26	43	0	2	0
Leg. Dist. 28	348	2	10	0
Leg. Dist. 29	574	2	11	0
CITY	2,705	10	63	0
Chili	1,584	13	35	1
Riga	8	0	5	0
Rush	519	1	0	0
Wheatland	4	0	3	0
TOWNS	2,115	14	43	1
GRAND TOTAL:	4,820	24	106	1

MEMBER OF STATE COMMITTEE  
 131ST DISTRICT MALE  
 INDEPENDENCE PRIMARY  
 DETAIL

LEGISLATIVE DISTRICT OR TOWN	ELECTION DISTRICT	TOTAL VOTERS	ERIK V. HUTT	RAFAEL COLON	SCATTER
			9C	10C	
Leg. Dist. 21					
	3/15	57	0	2	0
	4	34	1	1	0
	5/16/32	39	0	1	0
	6	19	0	0	0
	9	24	0	1	0
	12	20	0	0	0
	13/23-15	32	0	0	0
	17	36	0	0	0
	21	37	0	1	0
	28	0	0	0	0
	29	10	0	0	0
	31/34	20	0	2	0
	33/23-13	33	0	0	0
Leg. Dist. 21		361	1	8	0
Leg. Dist. 23					
	1	22	0	0	0
	2	39	0	0	0
	3/11	77	0	1	0
	5/7	57	1	1	0
	6/9/10/20	153	0	5	0
	8/14	57	0	3	0
	16/24-16	76	0	2	0
Leg. Dist. 23		481	1	12	0
Leg. Dist. 24					
	1/13	124	1	2	0
	2/3	118	0	2	0
	4/10	85	0	2	0
	5	49	1	1	0
	6	13	0	0	0
	7	22	0	1	0
	8/9	53	0	1	0
	11/12	60	0	0	0
	14/15	124	2	8	0
	17	20	0	0	0
Leg. Dist. 24		668	4	17	0
Leg. Dist. 25					
	6	55	0	0	0
	12	41	0	0	0
	14/24	55	0	0	0
	16/23	3	0	1	0
	18	76	0	2	0
Leg. Dist. 25		230	0	3	0

MEMBER OF STATE COMMITTEE  
131ST DISTRICT MALE  
INDEPENDENCE PRIMARY  
DETAIL

LEGISLATIVE DISTRICT OR TOWN	ELECTION DISTRICT	TOTAL VOTERS	ERIK V. HUTT	RAFAEL COLON	SCATTER
			9C	10C	
Leg. Dist. 26					
	1	24	0	0	0
	2/28-10	19	0	2	0
	13	0	0	0	0
		<u>43</u>	<u>0</u>	<u>2</u>	<u>0</u>
Leg. Dist. 26					
Leg. Dist. 28					
	1/5/16	61	1	1	0
	4	34	0	2	0
	7	27	0	1	0
	8/15	78	0	2	0
	11/13/25	36	0	1	0
	14/22	37	0	1	0
	21	32	0	1	0
	23/24	43	1	1	0
		<u>348</u>	<u>2</u>	<u>10</u>	<u>0</u>
Leg. Dist. 28					
Leg. Dist. 29					
	1	25	0	0	0
	3	20	0	0	0
	4/11	49	0	4	0
	5/7	38	1	2	0
	6	19	0	1	0
	8/9	53	0	0	0
	12	20	0	0	0
	14	27	0	2	0
	18	26	0	0	0
	19	18	0	1	0
	21	25	0	0	0
	22	55	0	0	0
	23	96	1	0	0
	24	38	0	1	0
	25	65	0	0	0
		<u>574</u>	<u>2</u>	<u>11</u>	<u>0</u>
Leg. Dist. 29					
CITY		<u>2,705</u>	<u>10</u>	<u>63</u>	<u>0</u>
Chili					
	1/19/27	168	2	8	0
	2	72	0	1	0
	3	50	0	0	0
	4/26	68	1	3	0
	5	48	0	0	0
	6/9	93	0	0	0
	7	27	1	2	0
	8	1	0	1	0
	10	45	0	0	1

MEMBER OF STATE COMMITTEE  
 131ST DISTRICT MALE  
 INDEPENDENCE PRIMARY  
 DETAIL

LEGISLATIVE DISTRICT OR TOWN	ELECTION DISTRICT	TOTAL VOTERS	ERIK V. HUTT	RAFAEL COLON	SCATTER
			9C	10C	
Chili					
	11/12	136	1	1	0
	13/21	113	0	1	0
	14/24	143	3	4	0
	15	52	0	1	0
	16/22	105	2	0	0
	17	154	1	4	0
	18	72	1	1	0
	20	57	0	1	0
	23/29	78	0	0	0
	25/28	71	1	5	0
	30	29	0	2	0
	31	2	0	0	0
Chili		<u>1,584</u>	<u>13</u>	<u>35</u>	<u>1</u>
Riga					
	1/2/3/6	7	0	5	0
	4/5	1	0	0	0
Riga		<u>8</u>	<u>0</u>	<u>5</u>	<u>0</u>
Rush					
	1/4	262	1	0	0
	2/3	257	0	0	0
Rush		<u>519</u>	<u>1</u>	<u>0</u>	<u>0</u>
Wheatland					
	1	2	0	1	0
	2	1	0	1	0
	3	1	0	1	0
	4	0	0	0	0
	5	0	0	0	0
Wheatland		<u>4</u>	<u>0</u>	<u>3</u>	<u>0</u>
TOWNS		<u>2,115</u>	<u>14</u>	<u>43</u>	<u>1</u>
GRAND TOTAL:		<u><u>4,820</u></u>	<u><u>24</u></u>	<u><u>106</u></u>	<u><u>1</u></u>

MEMBER OF STATE COMMITTEE  
 131ST DISTRICT FEMALE  
 INDEPENDENCE PRIMARY  
 SUMMARY

LEGISLATIVE DISTRICT OR TOWN	TOTAL VOTERS	BRENDA L. MINI 11C	BLANCA S. COLON 12C	SCATTER
Leg. Dist. 21	361	3	7	0
Leg. Dist. 23	481	2	9	0
Leg. Dist. 24	668	5	17	0
Leg. Dist. 25	230	0	3	0
Leg. Dist. 26	43	0	1	0
Leg. Dist. 28	348	0	12	0
Leg. Dist. 29	574	6	9	0
CITY	2,705	16	58	0
Chili	1,584	12	31	1
Riga	8	0	4	0
Rush	519	0	1	0
Wheatland	4	0	3	0
TOWNS	2,115	12	39	1
GRAND TOTAL:	4,820	28	97	1

MEMBER OF STATE COMMITTEE  
131ST DISTRICT FEMALE  
INDEPENDENCE PRIMARY  
DETAIL

LEGISLATIVE DISTRICT OR TOWN	ELECTION DISTRICT	TOTAL VOTERS	BRENDA L. MINI 11C	BLANCA S. COLON 12C	SCATTER
Leg. Dist. 21	3/15	57	0	2	0
	4	34	2	0	0
	5/16/32	39	0	1	0
	6	19	0	0	0
	9	24	0	1	0
	12	20	0	0	0
	13/23-15	32	0	0	0
	17	36	0	0	0
	21	37	0	1	0
	28	0	0	0	0
	29	10	0	0	0
	31/34	20	0	2	0
	33/23-13	33	1	0	0
Leg. Dist. 21		361	3	7	0
Leg. Dist. 23	1	22	0	0	0
	2	39	0	0	0
	3/11	77	0	1	0
	5/7	57	2	0	0
	6/9/10/20	153	0	3	0
	8/14	57	0	3	0
	16/24-16	76	0	2	0
Leg. Dist. 23		481	2	9	0
Leg. Dist. 24	1/13	124	1	2	0
	2/3	118	0	2	0
	4/10	85	0	2	0
	5	49	1	2	0
	6	13	0	0	0
	7	22	0	1	0
	8/9	53	0	1	0
	11/12	60	0	0	0
	14/15	124	3	7	0
	17	20	0	0	0
Leg. Dist. 24		668	5	17	0
Leg. Dist. 25	6	55	0	0	0
	12	41	0	0	0
	14/24	55	0	0	0
	16/23	3	0	1	0
	18	76	0	2	0
Leg. Dist. 25		230	0	3	0
Leg. Dist. 26	1	24	0	0	0

MEMBER OF STATE COMMITTEE  
 131ST DISTRICT FEMALE  
 INDEPENDENCE PRIMARY  
 DETAIL

LEGISLATIVE DISTRICT OR TOWN	ELECTION DISTRICT	TOTAL VOTERS	BRENDA	BLANCA	SCATTER
			L. MINI	S. COLON	
			11C	12C	
Leg. Dist. 26					
	2/28-10	19	0	1	0
	13	0	0	0	0
		<u>43</u>	<u>0</u>	<u>1</u>	<u>0</u>
Leg. Dist. 26					
Leg. Dist. 28					
	1/5/16	61	0	2	0
	4	34	0	2	0
	7	27	0	1	0
	8/15	78	0	2	0
	11/13/25	36	0	1	0
	14/22	37	0	1	0
	21	32	0	1	0
	23/24	43	0	2	0
		<u>348</u>	<u>0</u>	<u>12</u>	<u>0</u>
Leg. Dist. 28					
Leg. Dist. 29					
	1	25	0	0	0
	3	20	0	0	0
	4/11	49	0	4	0
	5/7	38	1	1	0
	6	19	0	1	0
	8/9	53	0	1	0
	12	20	1	0	0
	14	27	2	0	0
	18	26	0	0	0
	19	18	0	1	0
	21	25	0	0	0
	22	55	0	0	0
	23	96	2	0	0
	24	38	0	1	0
	25	65	0	0	0
		<u>574</u>	<u>6</u>	<u>9</u>	<u>0</u>
Leg. Dist. 29					
CITY		2,705	16	58	0
Chili					
	1/19/27	168	2	5	0
	2	72	0	1	0
	3	50	0	0	0
	4/26	68	1	3	0
	5	48	0	0	0
	6/9	93	0	0	0
	7	27	1	2	0
	8	1	0	1	0
	10	45	0	0	1
	11/12	136	1	0	0
	13/21	113	0	1	0



MEMBER OF STATE COMMITTEE  
 131ST DISTRICT FEMALE  
 INDEPENDENCE PRIMARY  
 DETAIL

LEGISLATIVE DISTRICT OR TOWN	ELECTION DISTRICT	TOTAL VOTERS	BRENDA L. MINI 11C	BLANCA S. COLON 12C	SCATTER
Chili					
	14 /24	143	1	4	0
	15	52	0	1	0
	16 /22	105	1	1	0
	17	154	2	3	0
	18	72	1	1	0
	20	57	1	0	0
	23 /29	78	0	1	0
	25 /28	71	1	5	0
	30	29	0	2	0
	31	2	0	0	0
		<u>1,584</u>	<u>12</u>	<u>31</u>	<u>1</u>
Chili					
Riga					
	1 /2/3/6	7	0	4	0
	4 /5	1	0	0	0
		<u>8</u>	<u>0</u>	<u>4</u>	<u>0</u>
Riga					
Rush					
	1 /4	262	0	1	0
	2 /3	257	0	0	0
		<u>519</u>	<u>0</u>	<u>1</u>	<u>0</u>
Rush					
Wheatland					
	1	2	0	1	0
	2	1	0	1	0
	3	1	0	1	0
	4	0	0	0	0
	5	0	0	0	0
		<u>4</u>	<u>0</u>	<u>3</u>	<u>0</u>
Wheatland					
TOWNS		<u>2,115</u>	<u>12</u>	<u>39</u>	<u>1</u>
GRAND TOTAL:		<u><u>4,820</u></u>	<u><u>28</u></u>	<u><u>97</u></u>	<u><u>1</u></u>

MEMBER OF STATE COMMITTEE  
 132ND DISTRICT MALE  
 INDEPENDENCE PRIMARY  
 SUMMARY

LEGISLATIVE DISTRICT OR TOWN	TOTAL VOTERS	TODD JEANGUENAT	EDWARD J. APPLEBY	SCATTER
		8C	9C	
Leg. Dist. 06	120	0	0	0
Leg. Dist. 07	109	1	1	0
Leg. Dist. 21	357	1	2	0
Leg. Dist. 23	497	3	2	0
Leg. Dist. 26	249	0	4	0
Leg. Dist. 28	29	0	0	0
CITY	1,361	5	9	0
Brighton	1,972	9	5	0
Irondequoit	268	12	12	0
TOWNS	2,240	21	17	0
GRAND TOTAL:	3,601	26	26	0

MEMBER OF STATE COMMITTEE  
132ND DISTRICT MALE  
INDEPENDENCE PRIMARY  
DETAIL

LEGISLATIVE DISTRICT OR TOWN	ELECTION DISTRICT	TOTAL VOTERS	TODD	EDWARD	SCATTER
			JEANGUENAT	J. APPLEBY	
			8C	9C	
Leg. Dist. 06					
	1 /4/5	71	0	0	0
	2 /3	19	0	0	0
	6	30	0	0	0
Leg. Dist. 06		120	0	0	0
Leg. Dist. 07					
	1	38	0	1	0
	2	39	1	0	0
	3	32	0	0	0
Leg. Dist. 07		109	1	1	0
Leg. Dist. 21					
	1	48	0	0	0
	2 /10	121	0	0	0
	7	43	0	0	0
	8	13	0	0	0
	14	75	1	1	0
	20	18	0	0	0
	24	39	0	1	0
Leg. Dist. 21		357	1	2	0
Leg. Dist. 23					
	4 /12/22	174	2	0	0
	17 /18/19/27	94	0	0	0
	21	50	0	1	0
	24	28	0	0	0
	25 /26	151	1	1	0
Leg. Dist. 23		497	3	2	0
Leg. Dist. 26					
	3 /4/5/11	60	0	0	0
	7 /8	32	0	0	0
	9 /14	50	0	0	0
	10 /15	47	0	2	0
	12	41	0	2	0
	16	19	0	0	0
Leg. Dist. 26		249	0	4	0
Leg. Dist. 28					
	18	29	0	0	0
	19	0	0	0	0
Leg. Dist. 28		29	0	0	0
CITY		1,361	5	9	0
Brighton					
	1 /13	112	2	0	0
	2 /26/44	81	1	1	0
	3	34	0	0	0

MEMBER OF STATE COMMITTEE  
132ND DISTRICT MALE  
INDEPENDENCE PRIMARY  
DETAIL

LEGISLATIVE DISTRICT OR TOWN	ELECTION DISTRICT	TOTAL VOTERS	TODD JEANGUENAT	EDWARD J. APPLEBY	SCATTER
			8C	9C	
Brighton					
	4 /5	102	0	0	0
	6	32	0	0	0
	7 /24	44	0	0	0
	8 /16	96	1	0	0
	9 /25/27	152	2	0	0
	10 /21	128	1	1	0
	11 /15/18/34	105	1	0	0
	12	66	0	0	0
	14 /30	173	0	0	0
	17	38	0	0	0
	19	44	0	0	0
	20 /35	62	0	0	0
	22 /32	95	1	0	0
	23 /31	113	0	0	0
	28	37	0	0	0
	29	44	0	0	0
	33	71	0	1	0
	36 /45	43	0	1	0
	37 /42	52	0	0	0
	38	47	0	0	0
	39	23	0	0	0
	40 /46	77	0	1	0
	41 /43	101	0	0	0
Brighton		1,972	9	5	0
Irondequoit					
	2 /17/32/38/45/48/55/56/58	9	1	5	0
	3 /9/14/25/28/33/44/53/59/60/68	8	1	1	0
	4 /6/7/8/10/15/16/20/22/27/30/40/42/46/47/49/51/62/63	9	2	2	0
	5 /19/52	48	1	1	0
	11 /12/23/29/34/35/41/43/61	80	4	1	0
	13 /24	16	1	0	0
	26 /18/54/57/65/67/71/72	37	2	0	0
	31 /21/64/70	9	0	0	0
	36 /50/66/69	33	0	0	0
	37 /1	10	0	2	0
	39	9	0	0	0
Irondequoit		268	12	12	0
TOWNS		2,240	21	17	0
GRAND TOTAL:		3,601	26	26	0

MEMBER OF STATE COMMITTEE  
 132ND DISTRICT FEMALE  
 INDEPENDENCE PRIMARY  
 SUMMARY

LEGISLATIVE DISTRICT OR TOWN	TOTAL VOTERS	THERESA M. CARTER 10C	LILI VEGA 11C	SCATTER
Leg. Dist. 06	120	0	1	0
Leg. Dist. 07	109	1	0	0
Leg. Dist. 21	357	0	2	0
Leg. Dist. 23	497	1	4	0
Leg. Dist. 26	249	4	0	0
Leg. Dist. 28	29	0	0	0
CITY	1,361	6	7	0
Brighton	1,972	8	8	0
Irondequoit	268	14	11	0
TOWNS	2,240	22	19	0
GRAND TOTAL:	3,601	28	26	0

MEMBER OF STATE COMMITTEE  
 132ND DISTRICT FEMALE  
 INDEPENDENCE PRIMARY  
 DETAIL

LEGISLATIVE DISTRICT OR TOWN	ELECTION DISTRICT	TOTAL VOTERS	THERESA	LILI	SCATTER
			M. CARTER 10C	VEGA 11C	
Leg. Dist. 06					
	1 /4/5	71	0	0	0
	2 /3	19	0	0	0
	6	30	0	1	0
Leg. Dist. 06		120	0	1	0
Leg. Dist. 07					
	1	38	0	0	0
	2	39	1	0	0
	3	32	0	0	0
Leg. Dist. 07		109	1	0	0
Leg. Dist. 21					
	1	48	0	0	0
	2 /10	121	0	1	0
	7	43	0	0	0
	8	13	0	0	0
	14	75	0	0	0
	20	18	0	0	0
	24	39	0	1	0
Leg. Dist. 21		357	0	2	0
Leg. Dist. 23					
	4 /12/22	174	1	1	0
	17 /18/19/27	94	0	0	0
	21	50	0	1	0
	24	28	0	0	0
	25 /26	151	0	2	0
Leg. Dist. 23		497	1	4	0
Leg. Dist. 26					
	3 /4/5/11	60	0	0	0
	7 /8	32	0	0	0
	9 /14	50	0	0	0
	10 /15	47	2	0	0
	12	41	2	0	0
	16	19	0	0	0
Leg. Dist. 26		249	4	0	0
Leg. Dist. 28					
	18	29	0	0	0
	19	0	0	0	0
Leg. Dist. 28		29	0	0	0
CITY		1,361	6	7	0
Brighton					
	1 /13	112	0	2	0

MEMBER OF STATE COMMITTEE  
132ND DISTRICT FEMALE  
INDEPENDENCE PRIMARY  
DETAIL

LEGISLATIVE DISTRICT OR TOWN	ELECTION DISTRICT	TOTAL VOTERS	THERESA M. CARTER	LILI VEGA	SCATTER
			10C	11C	
Brighton					
	2 /26/44	81	1	1	0
	3	34	0	0	0
	4 /5	102	0	0	0
	6	32	0	0	0
	7 /24	44	0	0	0
	8 /16	96	0	1	0
	9 /25/27	152	1	1	0
	10 /21	128	1	1	0
	11 /15/18/34	105	1	0	0
	12	66	0	0	0
	14 /30	173	0	0	0
	17	38	0	0	0
	19	44	0	0	0
	20 /35	62	0	0	0
	22 /32	95	1	0	0
	23 /31	113	0	0	0
	28	37	1	0	0
	29	44	0	0	0
	33	71	1	0	0
	36 /45	43	0	1	0
	37 /42	52	0	0	0
	38	47	0	0	0
	39	23	0	0	0
	40 /46	77	0	1	0
	41 /43	101	1	0	0
Brighton		1,972	8	8	0
Irondequoit					
	2 /17/32/38/45/48/55/56/58	9	4	2	0
	3 /9/14/25/28/33/44/53/59/60/68	8	2	1	0
	4 /6/7/8/10/15/16/20/22/27/30/40/42/46/47/49/51/62/63	9	2	1	0
	5 /19/52	48	1	1	0
	11 /12/23/29/34/35/41/43/61	80	1	4	0
	13 /24	16	1	0	0
	26 /18/54/57/65/67/71/72	37	0	2	0
	31 /21/64/70	9	0	0	0
	36 /50/66/69	33	2	0	0
	37 /1	10	1	0	0
	39	9	0	0	0
Irondequoit		268	14	11	0
TOWNS		2,240	22	19	0
GRAND TOTAL:		3,601	28	26	0

MEMBER OF STATE COMMITTEE  
134TH DISTRICT MALE  
INDEPENDENCE PRIMARY  
DETAIL

LEGISLATIVE DISTRICT OR TOWN	ELECTION DISTRICT	TOTAL VOTERS	WALTER J. SCHIEMANN	WILFORD W. MENEAR	SCATTER
			6C	7C	
Greece					
	1 /74	18	0	1	0
	2 /54	2	0	0	0
	3 /17/18/24/27/29/33/36/37/39/42/52/57/60/62/64/65/66/67 /69/73/75/77/80/81/85/87/92/93/94/95/96/97/100/101	13	4	6	0
	4 /5/7/8/9/10/11/13/14/19/20/22/23/25/32/40/49/51/55/59 /61/63/68/83	16	5	4	0
	12 /26/31/46/47/50/56/98	2	1	1	0
	15 /28/43/44/45/53/58/70/71/72/79/86/88/89/90/91/99/102 /103/104/105/106	13	5	2	0
	16 /76	12	0	0	0
	21 /30	15	0	1	0
	34	10	1	0	0
	35 /82/84	35	0	0	0
	38	13	0	0	0
	41 /6/78	26	1	0	0
	48	6	1	0	0
Greece		181	18	15	0
Ogden					
	1 /2/3/4/5/6/7/8/9/10/11/12/13/14/15/16/17/18/19/20	6	4	1	0
Ogden		6	4	1	0
Sweden					
	1 /2/3/4/5/6/7/8/9/10/11/12	8	1	1	0
Sweden		8	1	1	0
GRAND TOTAL:		195	23	17	0



MEMBER OF STATE COMMITTEE  
134TH DISTRICT FEMALE  
INDEPENDENCE PRIMARY  
DETAIL

LEGISLATIVE DISTRICT OR TOWN	ELECTION DISTRICT	TOTAL VOTERS	ARYN S. WARNER	JESSICA L. MCCANN	SCATTER
			8C	9C	
Greece					
	1 /74	18	0	1	0
	2 /54	2	0	0	0
	3 /17/18/24/27/29/33/36/37/39/42/52/57/60/62/64/65/66/67 /69/73/75/77/80/81/85/87/92/93/94/95/96/97/100/101	13	3	7	0
	4 /5/7/8/9/10/11/13/14/19/20/22/23/25/32/40/49/51/55/59 /61/63/68/83	16	3	7	0
	12 /26/31/46/47/50/56/98	2	0	2	0
	15 /28/43/44/45/53/58/70/71/72/79/86/88/89/90/91/99/102 /103/104/105/106	13	4	3	0
	16 /76	12	0	0	0
	21 /30	15	0	1	0
	34	10	1	0	0
	35 /82/84	35	0	0	0
	38	13	0	0	0
	41 /6/78	26	0	2	0
	48	6	1	0	0
Greece		181	12	23	0
Ogden					
	1 /2/3/4/5/6/7/8/9/10/11/12/13/14/15/16/17/18/19/20	6	2	1	0
Ogden		6	2	1	0
Sweden					
	1 /2/3/4/5/6/7/8/9/10/11/12	8	0	4	0
Sweden		8	0	4	0
GRAND TOTAL:		195	14	28	0

MEMBER OF STATE COMMITTEE  
 135TH DISTRICT MALE  
 INDEPENDENCE PRIMARY  
 SUMMARY

LEGISLATIVE DISTRICT OR TOWN	TOTAL VOTERS	DON PORTO  8C	DAVID T. STOCKMEISTER  9C	SCATTER
East Rochester	148	9	8	0
Penfield	1,069	15	17	0
Perinton	1,849	11	19	0
Webster	456	7	15	0
GRAND TOTAL:	3,522	42	59	0

MEMBER OF STATE COMMITTEE  
135TH DISTRICT MALE  
INDEPENDENCE PRIMARY  
DETAIL

LEGISLATIVE DISTRICT OR TOWN	ELECTION DISTRICT	TOTAL VOTERS	DON PORTO	DAVID T. STOCKMEISTER	SCATTER
			8C	9C	
East Rochester					
	1 /4/5	61	4	4	0
	2 /3/6/7	87	5	4	0
East Rochester		148	9	8	0
Penfield					
	1	5	0	2	0
	2	1	0	0	0
	3	24	1	0	0
	4 /14	6	0	4	0
	5 /17	75	0	0	0
	6 /38	1	1	0	0
	7 /28	125	1	2	0
	8	94	2	1	0
	9	96	0	0	0
	10	16	0	0	0
	11	37	0	1	0
	12 /33	107	0	1	0
	13	57	0	1	0
	15 /19	2	2	0	0
	16	5	0	0	0
	18 /36	54	1	1	0
	20	1	0	1	0
	21	0	0	0	0
	22	50	0	0	0
	23	2	1	1	0
	24	1	0	1	0
	25	0	0	0	0
	26	21	0	0	0
	27	54	0	0	0
	29	39	0	1	0
	30	2	2	0	0
	31 /35	59	2	0	0
	32	63	0	0	0
	34 /40	56	2	0	0
	37	0	0	0	0
	39	16	0	0	0
Penfield		1,069	15	17	0
Perinton					
	1 /39	73	1	0	0
	2	51	0	0	0
	3 /32/35	117	0	1	0
	4	20	0	0	0
	5	5	0	1	0

MEMBER OF STATE COMMITTEE  
 135TH DISTRICT MALE  
 INDEPENDENCE PRIMARY  
 DETAIL

LEGISLATIVE DISTRICT OR TOWN	ELECTION DISTRICT	TOTAL VOTERS	DON PORTO	DAVID T. STOCKMEISTER	SCATTER
			8C	9C	
Perinton					
	6 /25	44	0	2	0
	7	20	0	0	0
	8 /27	101	1	1	0
	9 /43	96	0	2	0
	10 /11	37	0	2	0
	12 /16/22	25	0	0	0
	13 /55	93	2	0	0
	14	23	0	0	0
	15 /31/48	100	0	4	0
	17 /44	109	3	0	0
	18	52	0	0	0
	19 /23	87	0	0	0
	20 /40	30	0	3	0
	21 /29/41	36	0	0	0
	24 /34	152	2	0	0
	26	21	0	0	0
	28 /49/51	113	0	0	0
	30 /36	47	0	1	0
	33 /53	67	0	0	0
	37 /42	74	0	0	0
	38 /54	83	2	0	0
	45	58	0	0	0
	46	5	0	0	0
	47	20	0	1	0
	50	19	0	0	0
	52	40	0	0	0
	56	31	0	1	0
Perinton		1,849	11	19	0
Webster					
	1	0	0	0	0
	2 /4/38	4	0	1	0
	3 /36	0	0	0	0
	5 /19	4	0	2	0
	6 /11/43	72	1	3	0
	7 /15/22/37	108	0	1	0
	8 /18	64	0	0	0
	9	0	0	0	0
	10 /17/28/41	4	1	1	0
	12	42	0	1	0
	13	2	0	0	0
	14	1	0	0	0
	16 /26	39	0	0	0
	20 /42	2	1	1	0

MEMBER OF STATE COMMITTEE  
 135TH DISTRICT MALE  
 INDEPENDENCE PRIMARY  
 DETAIL

LEGISLATIVE DISTRICT OR TOWN	ELECTION DISTRICT	TOTAL VOTERS	DON PORTO	DAVID T. STOCKMEISTER	SCATTER
			8C	9C	
Webster					
	21 /35	50	1	0	0
	23 /34	2	1	0	0
	24	3	0	2	0
	25	2	0	2	0
	27 /40	3	1	1	0
	29	0	0	0	0
	30	1	0	0	0
	31	0	0	0	0
	32 /33	2	1	0	0
	39	51	0	0	0
Webster		<u>456</u>	<u>7</u>	<u>15</u>	<u>0</u>
GRAND TOTAL:		<u><u>3,522</u></u>	<u><u>42</u></u>	<u><u>59</u></u>	<u><u>0</u></u>

MEMBER OF STATE COMMITTEE  
 135TH DISTRICT FEMALE  
 INDEPENDENCE PRIMARY  
 SUMMARY

LEGISLATIVE DISTRICT OR TOWN	TOTAL VOTERS	PEGGY L. ALLEN 10C	PIERINA D. PORTO 11C	SCATTER
East Rochester	148	10	7	0
Penfield	1,069	16	12	0
Perinton	1,849	20	9	0
Webster	456	12	8	0
GRAND TOTAL:	<u>3,522</u>	<u>58</u>	<u>36</u>	<u>0</u>

MEMBER OF STATE COMMITTEE  
 135TH DISTRICT FEMALE  
 INDEPENDENCE PRIMARY  
 DETAIL

LEGISLATIVE DISTRICT OR TOWN	ELECTION DISTRICT	TOTAL VOTERS	PEGGY L. ALLEN  10C	PIERINA D. PORTO  11C	SCATTER
East Rochester					
	1 /4/5	61	4	5	0
	2 /3/6/7	87	6	2	0
East Rochester		148	10	7	0
Penfield					
	1	5	2	1	0
	2	1	0	0	0
	3	24	1	0	0
	4 /14	6	2	0	0
	5 /17	75	0	0	0
	6 /38	1	1	0	0
	7 /28	125	1	1	0
	8	94	2	2	0
	9	96	0	0	0
	10	16	0	0	0
	11	37	0	0	0
	12 /33	107	1	0	0
	13	57	0	1	0
	15 /19	2	0	1	0
	16	5	0	0	0
	18 /36	54	1	1	0
	20	1	1	0	0
	21	0	0	0	0
	22	50	0	0	0
	23	2	1	1	0
	24	1	1	0	0
	25	0	0	0	0
	26	21	0	0	0
	27	54	0	0	0
	29	39	0	0	0
	30	2	0	2	0
	31 /35	59	0	2	0
	32	63	0	0	0
	34 /40	56	2	0	0
	37	0	0	0	0
	39	16	0	0	0
Penfield		1,069	16	12	0
Perinton					
	1 /39	73	0	1	0
	2	51	0	0	0
	3 /32/35	117	1	0	0
	4	20	0	0	0
	5	5	1	0	0

MEMBER OF STATE COMMITTEE  
135TH DISTRICT FEMALE  
INDEPENDENCE PRIMARY  
DETAIL

LEGISLATIVE DISTRICT OR TOWN	ELECTION DISTRICT	TOTAL VOTERS	PEGGY L. ALLEN  10C	PIERINA D. PORTO  11C	SCATTER
Perinton					
	6 /25	44	2	0	0
	7	20	1	0	0
	8 /27	101	1	1	0
	9 /43	96	1	0	0
	10 /11	37	3	0	0
	12 /16/22	25	0	0	0
	13 /55	93	0	2	0
	14	23	0	0	0
	15 /31/48	100	3	0	0
	17 /44	109	2	1	0
	18	52	0	0	0
	19 /23	87	0	0	0
	20 /40	30	1	0	0
	21 /29/41	36	0	0	0
	24 /34	152	1	1	0
	26	21	0	0	0
	28 /49/51	113	1	0	0
	30 /36	47	1	0	0
	33 /53	67	0	0	0
	37 /42	74	0	0	0
	38 /54	83	0	2	0
	45	58	0	0	0
	46	5	0	0	0
	47	20	1	0	0
	50	19	0	0	0
	52	40	0	0	0
	56	31	0	1	0
Perinton		1,849	20	9	0
Webster					
	1	0	0	0	0
	2 /4/38	4	0	0	0
	3 /36	0	0	0	0
	5 /19	4	1	1	0
	6 /11/43	72	3	2	0
	7 /15/22/37	108	1	0	0
	8 /18	64	0	0	0
	9	0	0	0	0
	10 /17/28/41	4	1	1	0
	12	42	1	0	0
	13	2	0	1	0
	14	1	0	0	0
	16 /26	39	0	0	0
	20 /42	2	0	1	0



MEMBER OF STATE COMMITTEE  
 135TH DISTRICT FEMALE  
 INDEPENDENCE PRIMARY  
 DETAIL

LEGISLATIVE DISTRICT OR TOWN	ELECTION DISTRICT	TOTAL VOTERS	PEGGY L. ALLEN  10C	PIERINA D. PORTO  11C	SCATTER
Webster					
	21 /35	50	0	1	0
	23 /34	2	0	1	0
	24	3	0	0	0
	25	2	2	0	0
	27 /40	3	2	0	0
	29	0	0	0	0
	30	1	0	0	0
	31	0	0	0	0
	32 /33	2	1	0	0
	39	51	0	0	0
Webster		456	12	8	0
GRAND TOTAL:		3,522	58	36	0

DELEGATES TO THE 7TH JUDICIAL DISTRICT CONVENTION  
 131ST ASSEMBLY DISTRICT  
 INDEPENDENCE PRIMARY  
 (VOTE FOR 2)  
 SUMMARY

LEGISLATIVE DISTRICT OR TOWN	TOTAL VOTERS	BRENDA L. MINI	ERIK V. HUTT	RAFAEL COLON	BLANCA S. COLON	SCATTER
		13C	14C	15C	16C	
Leg. Dist. 21	722	1	0	10	9	0
Leg. Dist. 23	962	1	1	9	8	0
Leg. Dist. 24	1,336	5	3	17	13	0
Leg. Dist. 25	460	0	0	2	3	0
Leg. Dist. 26	86	0	0	2	1	0
Leg. Dist. 28	696	2	1	10	11	0
Leg. Dist. 29	1,148	6	1	10	8	0
CITY	5,410	15	6	60	53	0
Chili	3,168	9	12	30	26	1
Riga	16	0	0	7	8	0
Rush	1,038	0	1	0	0	0
Wheatland	8	0	0	3	3	0
TOWNS	4,230	9	13	40	37	1
GRAND TOTAL:	9,640	24	19	100	90	1

DELEGATES TO THE 7TH JUDICIAL DISTRICT CONVENTION  
 131ST ASSEMBLY DISTRICT  
 INDEPENDENCE PRIMARY  
 (VOTE FOR 2)  
 DETAIL

LEGISLATIVE DISTRICT OR TOWN	ELECTION DISTRICT	TOTAL VOTERS	BRENDA L. MINI 13C	ERIK V. HUTT 14C	RAFAEL COLON 15C	BLANCA S. COLON 16C	SCATTER
Leg. Dist. 21							
	3 /15	114	0	0	2	2	0
	4	68	1	0	2	1	0
	5 /16/32	78	0	0	1	1	0
	6	38	0	0	0	0	0
	9	48	0	0	1	1	0
	12	40	0	0	0	0	0
	13 /23-15	64	0	0	0	0	0
	17	72	0	0	0	0	0
	21	74	0	0	1	1	0
	28	0	0	0	0	0	0
	29	20	0	0	0	0	0
	31 /34	40	0	0	2	2	0
	33 /23-13	66	0	0	1	1	0
Leg. Dist. 21		722	1	0	10	9	0
Leg. Dist. 23							
	1	44	0	0	0	0	0
	2	78	0	0	0	0	0
	3 /11	154	0	0	0	0	0
	5 /7	114	1	1	1	1	0
	6 /9/10/20	306	0	0	3	3	0
	8 /14	114	0	0	3	3	0
	16 /24-16	152	0	0	2	1	0
Leg. Dist. 23		962	1	1	9	8	0
Leg. Dist. 24							
	1 /13	248	1	0	3	2	0
	2 /3	236	0	0	1	1	0
	4 /10	170	0	0	2	2	0
	5	98	1	0	3	1	0
	6	26	0	0	0	0	0
	7	44	1	1	0	0	0
	8 /9	106	0	0	1	1	0
	11 /12	120	0	0	0	0	0
	14 /15	248	2	2	7	6	0
	17	40	0	0	0	0	0
Leg. Dist. 24		1,336	5	3	17	13	0
Leg. Dist. 25							
	6	110	0	0	0	0	0
	12	82	0	0	0	0	0
	14 /24	110	0	0	0	0	0
	16 /23	6	0	0	1	1	0
	18	152	0	0	1	2	0
Leg. Dist. 25		460	0	0	2	3	0

DELEGATES TO THE 7TH JUDICIAL DISTRICT CONVENTION  
 131ST ASSEMBLY DISTRICT  
 INDEPENDENCE PRIMARY  
 (VOTE FOR 2)  
 DETAIL

LEGISLATIVE DISTRICT OR TOWN	ELECTION DISTRICT	TOTAL VOTERS	BRENDA	ERIK	RAFAEL	BLANCA	SCATTER
			L. MINI 13C	V. HUTT 14C	COLON 15C	S. COLON 16C	
Leg. Dist. 26							
	1	48	0	0	0	0	0
	2 /28-10	38	0	0	2	1	0
	13	0	0	0	0	0	0
Leg. Dist. 26		86	0	0	2	1	0
Leg. Dist. 28							
	1 /5/16	122	1	0	1	0	0
	4	68	0	0	0	1	0
	7	54	0	0	1	1	0
	8 /15	156	0	0	2	3	0
	11 /13/25	72	0	0	1	1	0
	14 /22	74	0	0	1	1	0
	21	64	0	0	3	3	0
	23 /24	86	1	1	1	1	0
Leg. Dist. 28		696	2	1	10	11	0
Leg. Dist. 29							
	1	50	0	0	0	0	0
	3	40	0	0	0	0	0
	4 /11	98	1	0	3	3	0
	5 /7	76	1	0	2	2	0
	6	38	0	0	1	1	0
	8 /9	106	0	0	0	0	0
	12	40	1	0	0	0	0
	14	54	2	0	2	0	0
	18	52	0	0	0	0	0
	19	36	0	0	1	1	0
	21	50	0	0	0	0	0
	22	110	0	0	0	0	0
	23	192	1	1	1	1	0
	24	76	0	0	0	0	0
	25	130	0	0	0	0	0
Leg. Dist. 29		1,148	6	1	10	8	0
CITY		5,410	15	6	60	53	0
Chili							
	1 /19/27	336	2	3	4	4	0
	2	144	0	0	1	1	0
	3	100	0	0	0	0	0
	4 /26	136	2	1	3	3	0
	5	96	0	0	0	0	0
	6 /9	186	0	0	0	0	0
	7	54	0	1	3	2	0
	8	2	0	0	1	1	0

DELEGATES TO THE 7TH JUDICIAL DISTRICT CONVENTION  
 131ST ASSEMBLY DISTRICT  
 INDEPENDENCE PRIMARY  
 (VOTE FOR 2)  
 DETAIL

LEGISLATIVE DISTRICT OR TOWN	ELECTION DISTRICT	TOTAL VOTERS	BRENDA	ERIK	RAFAEL	BLANCA	SCATTER
			L. MINI 13C	V. HUTT 14C	COLON 15C	S. COLON 16C	
Chili							
	10	90	0	0	1	1	0
	11 /12	272	0	0	2	1	0
	13 /21	226	0	0	1	1	0
	14 /24	286	1	1	4	4	0
	15	104	0	0	1	1	0
	16 /22	210	1	1	1	1	0
	17	308	1	2	3	3	0
	18	144	1	1	1	0	0
	20	114	1	1	0	0	0
	23 /29	156	0	0	0	0	0
	25 /28	142	0	1	3	2	0
	30	58	0	0	1	1	1
	31	4	0	0	0	0	0
Chili		3,168	9	12	30	26	1
Riga							
	1 /2/3/6	14	0	0	7	7	0
	4 /5	2	0	0	0	1	0
Riga		16	0	0	7	8	0
Rush							
	1 /4	524	0	1	0	0	0
	2 /3	514	0	0	0	0	0
Rush		1,038	0	1	0	0	0
Wheatland							
	1	4	0	0	1	1	0
	2	2	0	0	1	1	0
	3	2	0	0	1	1	0
	4	0	0	0	0	0	0
	5	0	0	0	0	0	0
Wheatland		8	0	0	3	3	0
TOWNS		4,230	9	13	40	37	1
GRAND TOTAL:		9,640	24	19	100	90	1

DELEGATES TO THE 7TH JUDICIAL DISTRICT CONVENTION  
 132ND ASSEMBLY DISTRICT  
 INDEPENDENCE PRIMARY  
 (VOTE FOR 3)  
 SUMMARY

LEGISLATIVE DISTRICT OR TOWN	TOTAL VOTERS	JOSEPH L. D'ANGELO	GEORGE A. TORRES	ROSALIE J. LADELFA	DONNA D'ANGELO	LILI VEGA	TODD JEANGUENAT	SCATTER
		12C	13C	14C	15C	16C	17C	
Leg. Dist. 06	360	1	1	0	0	0	0	0
Leg. Dist. 07	327	0	2	2	1	1	0	0
Leg. Dist. 21	1,071	0	2	0	1	1	1	0
Leg. Dist. 23	1,491	4	4	4	2	3	5	0
Leg. Dist. 26	747	2	3	2	2	2	2	0
Leg. Dist. 28	87	0	0	0	0	0	0	0
CITY	4,083	7	12	8	6	7	8	0
Brighton	5,916	5	5	4	2	10	5	0
Irondequoit	804	25	13	14	17	9	8	0
TOWNS	6,720	30	18	18	19	19	13	0
GRAND TOTAL:	10,803	37	30	26	25	26	21	0

DELEGATES TO THE 7TH JUDICIAL DISTRICT CONVENTION  
 132ND ASSEMBLY DISTRICT  
 INDEPENDENCE PRIMARY  
 (VOTE FOR 3)  
 DETAIL

LEGISLATIVE DISTRICT OR TOWN	ELECTION DISTRICT	TOTAL VOTERS	JOSEPH	GEORGE	ROSALIE	DONNA	LILI	TODD	SCATTER
			L. D'ANGELO 12C	A. TORRES 13C	J. LADELFA 14C	D'ANGELO 15C	VEGA 16C	JEANGUENAT 17C	
Leg. Dist. 06									
	1 /4/5	213	1	0	0	0	0	0	0
	2 /3	57	0	0	0	0	0	0	0
	6	90	0	1	0	0	0	0	0
		<u>360</u>	<u>1</u>	<u>1</u>	<u>0</u>	<u>0</u>	<u>0</u>	<u>0</u>	<u>0</u>
Leg. Dist. 06									
Leg. Dist. 07									
	1	114	0	1	1	0	1	0	0
	2	117	0	1	1	1	0	0	0
	3	96	0	0	0	0	0	0	0
		<u>327</u>	<u>0</u>	<u>2</u>	<u>2</u>	<u>1</u>	<u>1</u>	<u>0</u>	<u>0</u>
Leg. Dist. 07									
Leg. Dist. 21									
	1	144	0	0	0	0	0	0	0
	2 /10	363	0	0	0	0	0	1	0
	7	129	0	0	0	0	0	0	0
	8	39	0	0	0	0	0	0	0
	14	225	0	1	0	0	0	0	0
	20	54	0	0	0	0	0	0	0
	24	117	0	1	0	1	1	0	0
		<u>1,071</u>	<u>0</u>	<u>2</u>	<u>0</u>	<u>1</u>	<u>1</u>	<u>1</u>	<u>0</u>
Leg. Dist. 21									
Leg. Dist. 23									
	4 /12/22	522	1	1	0	0	2	2	0
	17 /18/19/27	282	0	0	2	1	0	1	0
	21	150	2	1	1	1	0	1	0
	24	84	0	0	0	0	0	0	0
	25 /26	453	1	2	1	0	1	1	0
		<u>1,491</u>	<u>4</u>	<u>4</u>	<u>4</u>	<u>2</u>	<u>3</u>	<u>5</u>	<u>0</u>
Leg. Dist. 23									
Leg. Dist. 26									
	3 /4/5/11	180	0	0	0	0	0	0	0
	7 /8	96	0	0	0	0	0	0	0

DELEGATES TO THE 7TH JUDICIAL DISTRICT CONVENTION  
 132ND ASSEMBLY DISTRICT  
 INDEPENDENCE PRIMARY  
 (VOTE FOR 3)  
 DETAIL

LEGISLATIVE DISTRICT OR TOWN	ELECTION DISTRICT	TOTAL VOTERS	JOSEPH	GEORGE	ROSALIE	DONNA	LILI	TODD	SCATTER
			L. D'ANGELO 12C	A. TORRES 13C	J. LADELFA 14C	D'ANGELO 15C	VEGA 16C	JEANGUENAT 17C	
Leg. Dist. 26									
	9 /14	150	0	0	0	0	0	0	0
	10 /15	141	1	1	0	2	1	2	0
	12	123	1	2	2	0	1	0	0
	16	57	0	0	0	0	0	0	0
		<u>747</u>	<u>2</u>	<u>3</u>	<u>2</u>	<u>2</u>	<u>2</u>	<u>2</u>	<u>0</u>
Leg. Dist. 26									
Leg. Dist. 28									
	18	87	0	0	0	0	0	0	0
	19	0	0	0	0	0	0	0	0
		<u>87</u>	<u>0</u>	<u>0</u>	<u>0</u>	<u>0</u>	<u>0</u>	<u>0</u>	<u>0</u>
Leg. Dist. 28									
CITY		4,083	7	12	8	6	7	8	0
Brighton									
	1 /13	336	0	0	0	0	2	2	0
	2 /26/44	243	0	2	0	0	2	2	0
	3	102	0	0	0	0	0	0	0
	4 /5	306	0	0	0	0	0	0	0
	6	96	0	0	0	0	0	0	0
	7 /24	132	0	0	0	0	0	0	0
	8 /16	288	0	0	1	1	1	0	0
	9 /25/27	456	1	0	0	0	0	0	0
	10 /21	384	1	0	1	1	1	1	0
	11 /15/18/34	315	1	1	0	0	1	0	0
	12	198	0	0	0	0	0	0	0
	14 /30	519	0	0	0	0	0	0	0
	17	114	0	0	0	0	0	0	0
	19	132	0	0	0	0	0	0	0
	20 /35	186	0	0	0	0	0	0	0
	22 /32	285	1	0	0	0	0	0	0



DELEGATES TO THE 7TH JUDICIAL DISTRICT CONVENTION  
 132ND ASSEMBLY DISTRICT  
 INDEPENDENCE PRIMARY  
 (VOTE FOR 3)  
 DETAIL

LEGISLATIVE DISTRICT OR TOWN	ELECTION DISTRICT	TOTAL VOTERS	JOSEPH	GEORGE	ROSALIE	DONNA	LILI	TODD	SCATTER
			L. D'ANGELO 12C	A. TORRES 13C	J. LADELFA 14C	D'ANGELO 15C	VEGA 16C	JEANGUENAT 17C	
Brighton	23 /31	339	0	0	0	0	0	0	0
	28	111	0	0	0	0	0	0	0
	29	132	0	0	0	0	0	0	0
	33	213	1	1	0	0	1	0	0
	36 /45	129	0	1	1	0	0	0	0
	37 /42	156	0	0	0	0	0	0	0
	38	141	0	0	0	0	0	0	0
	39	69	0	0	0	0	0	0	0
	40 /46	231	0	0	0	0	1	0	0
	41 /43	303	0	0	1	0	1	0	0
Brighton		5,916	5	5	4	2	10	5	0
Irondequoit	2 /17/32/38/45/48/55/56/58	27	7	1	4	7	1	1	0
	3 /9/14/25/28/33/44/53/59/60/68	24	3	3	1	2	0	1	0
	4 /6/7/8/10/15/16/20/22/27/30 /40/42/46/47/49/51/62/63	27	4	1	3	1	2	0	0
	5 /19/52	144	2	2	2	0	0	0	0
	11 /12/23/29/34/35/41/43/61	240	4	3	1	4	4	3	0
	13 /24	48	1	0	1	1	0	0	0
	26 /18/54/57/65/67/71/72	111	2	2	1	1	2	2	0
	31 /21/64/70	27	0	0	0	0	0	0	0
	36 /50/66/69	99	1	0	0	1	0	0	0
	37 /1	30	1	1	1	0	0	1	0
	39	27	0	0	0	0	0	0	0
Irondequoit		804	25	13	14	17	9	8	0
TOWNS		6,720	30	18	18	19	19	13	0
GRAND TOTAL:		10,803	37	30	26	25	26	21	0

DELEGATES TO THE 7TH JUDICIAL DISTRICT CONVENTION  
 134TH ASSEMBLY DISTRICT  
 INDEPENDENCE PRIMARY  
 (VOTE FOR 4)  
 DETAIL  
 PART 1 OF 2

LEGISLATIVE DISTRICT OR TOWN	ELECTION DISTRICT	TOTAL VOTERS	WILFORD	ALENE	JAMES	STEVEN	ARYN
			W. MENEAR 10C	M. KLEINSTEIBER 11C	E. KLEINSTEIBER 12C	M. GERKE 13C	S. WARNER 14C
Greece							
	1 /74	72	1	0	1	0	1
	2 /54	8	0	0	0	0	0
	3 /17/18/24/27/29/33/36/37/39/42/52/57/60/62/64/65/66/67 /69/73/75/77/80/81/85/87/92/93/94/95/96/97/100/101	52	7	1	3	5	4
	4 /5/7/8/9/10/11/13/14/19/20/22/23/25/32/40/49/51/55/59 /61/63/68/83	64	5	4	2	3	5
	12 /26/31/46/47/50/56/98	8	2	0	1	1	1
	15 /28/43/44/45/53/58/70/71/72/79/86/88/89/90/91/99/102 /103/104/105/106	52	1	4	5	3	4
	16 /76	48	0	0	0	0	0
	21 /30	60	1	0	0	1	0
	34	40	0	1	1	0	0
	35 /82/84	140	0	0	0	0	0
	38	52	0	0	0	0	0
	41 /6/78	104	0	0	0	0	0
	48	24	0	1	1	0	1
Greece		724	17	11	14	13	16
Ogden							
	1 /2/3/4/5/6/7/8/9/10/11/12/13/14/15/16/17/18/19/20	24	3	2	2	4	0
Ogden		24	3	2	2	4	0
Sweden							
	1 /2/3/4/5/6/7/8/9/10/11/12	32	1	0	1	1	0
Sweden		32	1	0	1	1	0
GRAND TOTAL:		780	21	13	17	18	16

DELEGATES TO THE 7TH JUDICIAL DISTRICT CONVENTION  
 134TH ASSEMBLY DISTRICT  
 INDEPENDENCE PRIMARY  
 (VOTE FOR 4)  
 DETAIL  
 PART 2 OF 2

LEGISLATIVE DISTRICT OR TOWN	ELECTION DISTRICT	TOTAL VOTERS	ROBERT A. KOUTRAS	JESSICA L. MCCANN	WALTER J. SCHIEMANN	SCATTER
			15C	16C	17C	
Greece						
	1 /74	72	0	0	1	0
	2 /54	8	0	0	0	0
	3 /17/18/24/27/29/33/36/37/39/42/52/57/60/62/64/65/66/67 /69/73/75/77/80/81/85/87/92/93/94/95/96/97/100/101	52	4	6	3	0
	4 /5/7/8/9/10/11/13/14/19/20/22/23/25/32/40/49/51/55/59 /61/63/68/83	64	2	6	5	0
	12 /26/31/46/47/50/56/98	8	1	2	0	0
	15 /28/43/44/45/53/58/70/71/72/79/86/88/89/90/91/99/102 /103/104/105/106	52	1	2	5	0
	16 /76	48	0	0	0	0
	21 /30	60	1	1	0	0
	34	40	0	0	1	0
	35 /82/84	140	0	0	0	0
	38	52	0	0	0	0
	41 /6/78	104	0	1	1	0
	48	24	0	0	1	0
Greece		724	9	18	17	0
Ogden						
	1 /2/3/4/5/6/7/8/9/10/11/12/13/14/15/16/17/18/19/20	24	2	2	2	0
Ogden		24	2	2	2	0
Sweden						
	1 /2/3/4/5/6/7/8/9/10/11/12	32	1	2	0	0
Sweden		32	1	2	0	0
GRAND TOTAL:		780	12	22	19	0

DELEGATES TO THE 7TH JUDICIAL DISTRICT CONVENTION  
 135TH ASSEMBLY DISTRICT  
 INDEPENDENCE PRIMARY  
 (VOTE FOR 4)  
 SUMMARY  
 PART 1 OF 2

LEGISLATIVE DISTRICT OR TOWN	TOTAL VOTERS	DONALD STOCKMEISTER	CINDY L. STEIGERWALD	DON PORTO	DAVID T. STOCKMEISTER
		12C	13C	14C	15C
East Rochester	592	9	4	9	11
Penfield	4,276	18	14	11	14
Perinton	7,396	15	10	14	15
Webster	1,824	10	8	8	9
GRAND TOTAL:	14,088	52	36	42	49

DELEGATES TO THE 7TH JUDICIAL DISTRICT CONVENTION  
 135TH ASSEMBLY DISTRICT  
 INDEPENDENCE PRIMARY  
 (VOTE FOR 4)  
 SUMMARY  
 PART 2 OF 2

LEGISLATIVE DISTRICT OR TOWN	TOTAL VOTERS	PEGGY L. ALLEN 16C	EDWARD R. TADDEO 17C	JENNIFER L. BAER 18C	BARBARA L. STOCKMEISTER 19C	SCATTER
East Rochester	592	7	13	6	11	0
Penfield	4,276	15	15	12	15	0
Perinton	7,396	19	11	12	16	0
Webster	1,824	11	8	9	8	0
<b>GRAND TOTAL:</b>	<b>14,088</b>	<b>52</b>	<b>47</b>	<b>39</b>	<b>50</b>	<b>0</b>

DELEGATES TO THE 7TH JUDICIAL DISTRICT CONVENTION  
 135TH ASSEMBLY DISTRICT  
 INDEPENDENCE PRIMARY  
 (VOTE FOR 4)  
 DETAIL  
 PART 1 OF 2

LEGISLATIVE DISTRICT OR TOWN	ELECTION DISTRICT	TOTAL VOTERS	DONALD STOCKMEISTER	CINDY L. STEIGERWALD	DON PORTO	DAVID T. STOCKMEISTER
			12C	13C	14C	15C
East Rochester	1 /4/5	244	5	2	3	6
	2 /3/6/7	348	4	2	6	5
East Rochester		592	9	4	9	11
Penfield	1	20	1	0	0	1
	2	4	0	0	0	0
	3	96	1	1	1	1
	4 /14	24	4	0	0	4
	5 /17	300	0	0	0	0
	6 /38	4	0	1	0	1
	7 /28	500	1	1	1	0
	8	376	2	1	1	1
	9	384	0	0	0	0
	10	64	0	0	0	0
	11	148	1	0	0	1
	12 /33	428	1	0	0	1
	13	228	1	0	1	1
	15 /19	8	1	1	1	0
	16	20	0	0	0	0
	18 /36	216	1	1	1	1
	20	4	0	1	0	0
	21	0	0	0	0	0
	22	200	0	0	0	0
	23	8	1	1	1	1
	24	4	0	1	0	0
	25	0	0	0	0	0
	26	84	0	0	0	0
	27	216	0	0	0	0
	29	156	1	1	0	0
	30	8	0	2	2	0
	31 /35	236	1	0	1	0
	32	252	0	0	0	0
	34 /40	224	1	2	1	1
	37	0	0	0	0	0
	39	64	0	0	0	0
Penfield		4,276	18	14	11	14
Perinton	1 /39	292	1	0	1	1
	2	204	0	0	0	0
	3 /32/35	468	1	0	0	1
	4	80	0	0	0	0
	5	20	1	0	0	1

DELEGATES TO THE 7TH JUDICIAL DISTRICT CONVENTION  
 135TH ASSEMBLY DISTRICT  
 INDEPENDENCE PRIMARY  
 (VOTE FOR 4)  
 DETAIL  
 PART 1 OF 2

LEGISLATIVE DISTRICT OR TOWN	ELECTION DISTRICT	TOTAL VOTERS	DONALD STOCKMEISTER	CINDY L. STEIGERWALD	DON PORTO	DAVID T. STOCKMEISTER
			12C	13C	14C	15C
Perinton						
	6 /25	176	0	1	2	0
	7	80	0	1	0	0
	8 /27	404	0	0	2	1
	9 /43	384	2	0	0	2
	10 /11	148	2	0	0	1
	12 /16/22	100	0	0	0	0
	13 /55	372	0	2	2	0
	14	92	0	0	0	0
	15 /31/48	400	1	0	0	1
	17 /44	436	2	1	3	1
	18	208	0	0	0	0
	19 /23	348	0	0	0	0
	20 /40	120	1	0	0	3
	21 /29/41	144	0	0	0	0
	24 /34	608	2	2	2	1
	26	84	0	0	0	0
	28 /49/51	452	0	0	0	0
	30 /36	188	0	1	0	0
	33 /53	268	0	0	0	0
	37 /42	296	0	0	0	0
	38 /54	332	0	2	2	0
	45	232	0	0	0	0
	46	20	0	0	0	0
	47	80	1	0	0	1
	50	76	0	0	0	0
	52	160	0	0	0	0
	56	124	1	0	0	1
Perinton		7,396	15	10	14	15
Webster						
	1	0	0	0	0	0
	2 /4/38	16	1	0	0	0
	3 /36	0	0	0	0	0
	5 /19	16	1	1	1	2
	6 /11/43	288	2	1	3	1
	7 /15/22/37	432	0	0	0	0
	8 /18	256	0	0	0	1
	9	0	0	0	0	0
	10 /17/28/41	16	0	0	1	0
	12	168	0	1	0	0
	13	8	0	0	0	0
	14	4	0	0	0	0
	16 /26	156	0	0	0	0

DELEGATES TO THE 7TH JUDICIAL DISTRICT CONVENTION  
 135TH ASSEMBLY DISTRICT  
 INDEPENDENCE PRIMARY  
 (VOTE FOR 4)  
 DETAIL  
 PART 1 OF 2

LEGISLATIVE DISTRICT OR TOWN	ELECTION DISTRICT	TOTAL VOTERS	DONALD STOCKMEISTER	CINDY L. STEIGERWALD	DON PORTO	DAVID T. STOCKMEISTER
			12C	13C	14C	15C
Webster						
	20 /42	8	0	2	1	0
	21 /35	200	0	0	1	0
	23 /34	8	0	1	1	0
	24	12	2	0	0	1
	25	8	2	0	0	2
	27 /40	12	2	1	0	2
	29	0	0	0	0	0
	30	4	0	0	0	0
	31	0	0	0	0	0
	32 /33	8	0	1	0	0
	39	204	0	0	0	0
Webster		1,824	10	8	8	9
GRAND TOTAL:		14,088	52	36	42	49



DELEGATES TO THE 7TH JUDICIAL DISTRICT CONVENTION  
 135TH ASSEMBLY DISTRICT  
 INDEPENDENCE PRIMARY  
 (VOTE FOR 4)  
 DETAIL  
 PART 2 OF 2

LEGISLATIVE DISTRICT OR TOWN	ELECTION DISTRICT	TOTAL VOTERS	PEGGY L. ALLEN	EDWARD R. TADDEO	JENNIFER L. BAER	BARBARA L. STOCKMEISTER	SCATTER
			16C	17C	18C	19C	
East Rochester							
	1 /4/5	244	4	6	4	6	0
	2 /3/6/7	348	3	7	2	5	0
East Rochester		592	7	13	6	11	0
Penfield							
	1	20	1	0	0	1	0
	2	4	0	0	0	0	0
	3	96	0	0	0	0	0
	4 /14	24	2	1	0	4	0
	5 /17	300	0	0	0	0	0
	6 /38	4	1	0	0	1	0
	7 /28	500	2	3	2	1	0
	8	376	1	0	2	0	0
	9	384	0	0	0	0	0
	10	64	0	0	0	0	0
	11	148	0	0	0	1	0
	12 /33	428	1	0	0	1	0
	13	228	0	1	0	0	0
	15 /19	8	1	1	1	0	0
	16	20	0	0	0	0	0
	18 /36	216	1	1	1	1	0
	20	4	1	1	0	1	0
	21	0	0	0	0	0	0
	22	200	0	0	0	0	0
	23	8	1	1	1	1	0
	24	4	1	0	1	1	0
	25	0	0	0	0	0	0
	26	84	0	0	0	0	0
	27	216	0	0	0	0	0
	29	156	0	1	1	0	0
	30	8	1	2	1	0	0
	31 /35	236	1	2	1	1	0
	32	252	0	0	0	0	0
	34 /40	224	0	1	1	1	0
	37	0	0	0	0	0	0
	39	64	0	0	0	0	0
Penfield		4,276	15	15	12	15	0
Perinton							
	1 /39	292	1	0	0	0	0
	2	204	0	0	0	0	0
	3 /32/35	468	1	1	0	0	0
	4	80	0	0	0	0	0

DELEGATES TO THE 7TH JUDICIAL DISTRICT CONVENTION  
 135TH ASSEMBLY DISTRICT  
 INDEPENDENCE PRIMARY  
 (VOTE FOR 4)  
 DETAIL  
 PART 2 OF 2

LEGISLATIVE DISTRICT OR TOWN	ELECTION DISTRICT	TOTAL VOTERS	PEGGY L. ALLEN	EDWARD R. TADDEO	JENNIFER L. BAER	BARBARA L. STOCKMEISTER	SCATTER
			16C	17C	18C	19C	
Perinton	5	20	1	0	0	1	0
	6 /25	176	2	0	2	1	0
	7	80	1	0	1	1	0
	8 /27	404	2	1	1	1	0
	9 /43	384	1	0	0	2	0
	10 /11	148	2	0	0	2	0
	12 /16/22	100	0	0	0	0	0
	13 /55	372	0	2	2	0	0
	14	92	0	0	0	0	0
	15 /31/48	400	2	1	0	1	0
	17 /44	436	1	2	1	0	0
	18	208	0	0	0	0	0
	19 /23	348	0	0	0	0	0
	20 /40	120	1	1	0	3	0
	21 /29/41	144	0	0	0	0	0
	24 /34	608	2	0	1	1	0
	26	84	0	0	0	0	0
	28 /49/51	452	0	0	0	1	0
	30 /36	188	1	1	1	0	0
	33 /53	268	0	0	0	0	0
	37 /42	296	0	0	0	0	0
	38 /54	332	0	2	2	0	0
	45	232	0	0	0	0	0
	46	20	0	0	0	0	0
	47	80	1	0	0	1	0
	50	76	0	0	0	0	0
52	160	0	0	0	0	0	
56	124	0	0	1	1	0	
Perinton		7,396	19	11	12	16	0
Webster							
	1	0	0	0	0	0	0
	2 /4/38	16	1	2	1	0	0
	3 /36	0	0	0	0	0	0
	5 /19	16	1	0	1	1	0
	6 /11/43	288	3	0	2	1	0
	7 /15/22/37	432	0	0	0	0	0
	8 /18	256	0	0	0	0	0
	9	0	0	0	0	0	0
	10 /17/28/41	16	0	1	1	0	0
	12	168	1	0	1	1	0
	13	8	0	1	0	0	0

DELEGATES TO THE 7TH JUDICIAL DISTRICT CONVENTION  
 135TH ASSEMBLY DISTRICT  
 INDEPENDENCE PRIMARY  
 (VOTE FOR 4)  
 DETAIL  
 PART 2 OF 2

LEGISLATIVE DISTRICT OR TOWN	ELECTION DISTRICT	TOTAL VOTERS	PEGGY L. ALLEN	EDWARD R. TADDEO	JENNIFER L. BAER	BARBARA L. STOCKMEISTER	SCATTER
			16C	17C	18C	19C	
Webster	14	4	0	0	0	0	0
	16 /26	156	0	0	0	0	0
	20 /42	8	0	1	1	1	0
	21 /35	200	1	1	0	1	0
	23 /34	8	0	1	1	0	0
	24	12	0	0	0	1	0
	25	8	2	0	0	2	0
	27 /40	12	1	0	0	0	0
	29	0	0	0	0	0	0
	30	4	0	0	0	0	0
	31	0	0	0	0	0	0
	32 /33	8	1	1	1	0	0
	39	204	0	0	0	0	0
Webster		1,824	11	8	9	8	0
GRAND TOTAL:		14,088	52	47	39	50	0

ALTERNATE DELEGATES TO THE 7TH JUDICIAL DISTRICT CONVENTION  
 132ND ASSEMBLY DISTRICT  
 INDEPENDENCE PRIMARY  
 (VOTE FOR 3)  
 SUMMARY

LEGISLATIVE DISTRICT OR TOWN	TOTAL VOTERS	STEPHEN P. CORRYN 18C	EDWARD J. APPLEBY 19C	ROBERT BUTERA 20C	MARTIN W. MCMILLAN 21C	SCATTER
Leg. Dist. 06	360	1	0	0	0	0
Leg. Dist. 07	327	2	2	1	0	0
Leg. Dist. 21	1,071	1	1	1	1	0
Leg. Dist. 23	1,491	4	5	3	5	0
Leg. Dist. 26	747	3	2	4	2	0
Leg. Dist. 28	87	0	0	0	0	0
CITY	4,083	11	10	9	8	0
Brighton	5,916	8	6	5	3	0
Irondequoit	804	16	15	21	11	0
TOWNS	6,720	24	21	26	14	0
GRAND TOTAL:	10,803	35	31	35	22	0

ALTERNATE DELEGATES TO THE 7TH JUDICIAL DISTRICT CONVENTION  
 132ND ASSEMBLY DISTRICT  
 INDEPENDENCE PRIMARY  
 (VOTE FOR 3)  
 DETAIL

LEGISLATIVE DISTRICT OR TOWN	ELECTION DISTRICT	TOTAL VOTERS	STEPHEN P. CORRYN	EDWARD J. APPLEBY	ROBERT BUTERA	MARTIN W. MCMILLAN	SCATTER
			18C	19C	20C	21C	
Leg. Dist. 06							
	1 /4/5	213	1	0	0	0	0
	2 /3	57	0	0	0	0	0
	6	90	0	0	0	0	0
Leg. Dist. 06		360	1	0	0	0	0
Leg. Dist. 07							
	1	114	1	1	0	0	0
	2	117	1	1	1	0	0
	3	96	0	0	0	0	0
Leg. Dist. 07		327	2	2	1	0	0
Leg. Dist. 21							
	1	144	0	0	0	0	0
	2 /10	363	0	0	0	0	0
	7	129	0	0	0	0	0
	8	39	0	0	0	0	0
	14	225	0	0	0	1	0
	20	54	0	0	0	0	0
	24	117	1	1	1	0	0
Leg. Dist. 21		1,071	1	1	1	1	0
Leg. Dist. 23							
	4 /12/22	522	2	2	0	2	0
	17 /18/19/27	282	0	0	0	1	0
	21	150	0	2	2	2	0
	24	84	0	0	0	0	0
	25 /26	453	2	1	1	0	0
Leg. Dist. 23		1,491	4	5	3	5	0
Leg. Dist. 26							
	3 /4/5/11	180	0	0	0	0	0
	7 /8	96	0	0	0	0	0
	9 /14	150	0	0	0	0	0
	10 /15	141	1	1	2	1	0

ALTERNATE DELEGATES TO THE 7TH JUDICIAL DISTRICT CONVENTION  
 132ND ASSEMBLY DISTRICT  
 INDEPENDENCE PRIMARY  
 (VOTE FOR 3)  
 DETAIL

LEGISLATIVE DISTRICT OR TOWN	ELECTION DISTRICT	TOTAL VOTERS	STEPHEN P. CORRYN	EDWARD J. APPLEBY	ROBERT BUTERA	MARTIN W. MCMILLAN	SCATTER
			18C	19C	20C	21C	
Leg. Dist. 26							
	12	123	2	1	2	1	0
	16	57	0	0	0	0	0
		<u>747</u>	<u>3</u>	<u>2</u>	<u>4</u>	<u>2</u>	<u>0</u>
Leg. Dist. 26							
Leg. Dist. 28							
	18	87	0	0	0	0	0
	19	0	0	0	0	0	0
		<u>87</u>	<u>0</u>	<u>0</u>	<u>0</u>	<u>0</u>	<u>0</u>
Leg. Dist. 28							
CITY		4,083	11	10	9	8	0
Brighton							
	1 /13	336	1	0	0	0	0
	2 /26/44	243	3	0	1	1	0
	3	102	0	0	0	0	0
	4 /5	306	0	0	0	0	0
	6	96	0	0	0	0	0
	7 /24	132	0	0	0	0	0
	8 /16	288	1	0	1	1	0
	9 /25/27	456	1	0	0	0	0
	10 /21	384	0	1	1	1	0
	11 /15/18/34	315	1	1	1	0	0
	12	198	0	0	0	0	0
	14 /30	519	0	0	0	0	0
	17	114	0	0	0	0	0
	19	132	0	0	0	0	0
	20 /35	186	0	0	0	0	0
	22 /32	285	0	1	0	0	0
	23 /31	339	0	0	0	0	0
	28	111	0	0	0	0	0
	29	132	0	0	0	0	0
	33	213	1	1	1	0	0

ALTERNATE DELEGATES TO THE 7TH JUDICIAL DISTRICT CONVENTION  
 132ND ASSEMBLY DISTRICT  
 INDEPENDENCE PRIMARY  
 (VOTE FOR 3)  
 DETAIL

LEGISLATIVE DISTRICT OR TOWN	ELECTION DISTRICT	TOTAL VOTERS	STEPHEN P. CORRYN	EDWARD J. APPLEBY	ROBERT BUTERA	MARTIN W. MCMILLAN	SCATTER
			18C	19C	20C	21C	
Brighton							
	36 /45	129	0	1	0	0	0
	37 /42	156	0	0	0	0	0
	38	141	0	0	0	0	0
	39	69	0	0	0	0	0
	40 /46	231	0	1	0	0	0
	41 /43	303	0	0	0	0	0
Brighton		5,916	8	6	5	3	0
Irondequoit							
	2 /17/32/38/45/48/55/56/58	27	4	4	8	5	0
	3 /9/14/25/28/33/44/53/59/60/68	24	2	2	2	1	0
	4 /6/7/8/10/15/16/20/22/27/30/40/42/46/47/49/51/62/63	27	2	4	3	2	0
	5 /19/52	144	2	1	2	1	0
	11 /12/23/29/34/35/41/43/61	240	2	2	3	1	0
	13 /24	48	1	1	1	0	0
	26 /18/54/57/65/67/71/72	111	2	0	1	0	0
	31 /21/64/70	27	0	0	0	0	0
	36 /50/66/69	99	0	0	0	0	0
	37 /1	30	1	1	1	1	0
	39	27	0	0	0	0	0
Irondequoit		804	16	15	21	11	0
TOWNS		6,720	24	21	26	14	0
GRAND TOTAL:		10,803	35	31	35	22	0

ALTERNATE DELEGATES TO THE 7TH JUDICIAL DISTRICT CONVENTION  
 135TH ASSEMBLY DISTRICT  
 INDEPENDENCE PRIMARY  
 (VOTE FOR 4)  
 SUMMARY

LEGISLATIVE DISTRICT OR TOWN	TOTAL VOTERS	WILLIAM	GEORGE	MICHAEL	KATHRYN	PAMELA	CAROL	SCATTER
		J. NEILD	A. THOR	L. GERLACH	E. KEISTER	M. SAWDEY	R. NEILD	
		20C	21C	22C	23C	24C	25C	
East Rochester	592	8	8	8	10	11	8	0
Penfield	4,276	12	13	15	18	17	13	0
Perinton	7,396	13	13	12	17	14	18	0
Webster	1,824	13	6	15	9	11	12	0
<b>GRAND TOTAL:</b>	<b>14,088</b>	<b>46</b>	<b>40</b>	<b>50</b>	<b>54</b>	<b>53</b>	<b>51</b>	<b>0</b>



ALTERNATE DELEGATES TO THE 7TH JUDICIAL DISTRICT CONVENTION  
 135TH ASSEMBLY DISTRICT  
 INDEPENDENCE PRIMARY  
 (VOTE FOR 4)  
 DETAIL

LEGISLATIVE DISTRICT OR TOWN	ELECTION DISTRICT	TOTAL VOTERS	WILLIAM J. NEILD	GEORGE A. THOR	MICHAEL L. GERLACH	KATHRYN E. KEISTER	PAMELA M. SAWDEY	CAROL R. NEILD	SCATTER
			20C	21C	22C	23C	24C	25C	
East Rochester	1 /4/5	244	5	4	2	4	6	5	0
	2 /3/6/7	348	3	4	6	6	5	3	0
East Rochester		592	8	8	8	10	11	8	0
Penfield	1	20	1	0	1	1	0	1	0
	2	4	0	0	0	0	0	0	0
	3	96	1	1	1	1	0	0	0
	4 /14	24	2	0	1	1	0	2	0
	5 /17	300	0	0	0	0	0	0	0
	6 /38	4	0	0	0	0	1	0	0
	7 /28	500	1	2	1	3	2	2	0
	8	376	1	1	1	1	1	1	0
	9	384	0	0	0	0	0	0	0
	10	64	0	0	0	0	0	0	0
	11	148	0	0	0	0	0	0	0
	12 /33	428	1	0	0	1	1	1	0
	13	228	0	1	0	1	1	1	0
	15 /19	8	1	1	0	0	1	1	0
	16	20	0	0	0	0	0	0	0
	18 /36	216	1	1	1	2	2	1	0
	20	4	1	0	1	1	1	0	0
	21	0	0	0	0	0	0	0	0
	22	200	0	0	0	0	0	0	0
	23	8	0	1	1	1	1	0	0
	24	4	0	0	1	1	1	1	0
	25	0	0	0	0	0	0	0	0
	26	84	0	0	0	0	0	0	0
	27	216	0	0	0	0	0	0	0

ALTERNATE DELEGATES TO THE 7TH JUDICIAL DISTRICT CONVENTION  
 135TH ASSEMBLY DISTRICT  
 INDEPENDENCE PRIMARY  
 (VOTE FOR 4)  
 DETAIL

LEGISLATIVE DISTRICT OR TOWN	ELECTION DISTRICT	TOTAL VOTERS	WILLIAM J. NEILD	GEORGE A. THOR	MICHAEL L. GERLACH	KATHRYN E. KEISTER	PAMELA M. SAWDEY	CAROL R. NEILD	SCATTER
			20C	21C	22C	23C	24C	25C	
Penfield	29	156	0	1	1	0	1	0	0
	30	8	0	2	2	2	2	0	0
	31 /35	236	1	1	1	1	0	1	0
	32	252	0	0	0	0	0	0	0
	34 /40	224	1	1	2	1	2	1	0
	37	0	0	0	0	0	0	0	0
	39	64	0	0	0	0	0	0	0
			<u>4,276</u>	<u>12</u>	<u>13</u>	<u>15</u>	<u>18</u>	<u>17</u>	<u>13</u>
Penfield Perinton	1 /39	292	1	0	0	0	0	1	0
	2	204	0	0	0	0	0	0	0
	3 /32/35	468	0	1	0	1	1	1	0
	4	80	0	0	0	0	0	0	0
	5	20	1	0	0	0	0	1	0
	6 /25	176	1	2	0	2	1	2	0
	7	80	0	0	1	1	1	1	0
	8 /27	404	1	0	1	1	0	1	0
	9 /43	384	2	0	1	1	0	2	0
	10 /11	148	2	0	1	0	0	2	0
	12 /16/22	100	0	0	0	0	0	0	0
	13 /55	372	0	2	2	2	2	0	0
	14	92	0	0	0	0	0	0	0
	15 /31/48	400	0	0	0	0	0	2	0
	17 /44	436	2	3	1	3	2	1	0
	18	208	0	0	0	0	0	0	0
	19 /23	348	0	0	0	0	0	0	0
20 /40	120	0	0	1	0	1	0	0	
21 /29/41	144	0	0	0	0	0	0	0	

ALTERNATE DELEGATES TO THE 7TH JUDICIAL DISTRICT CONVENTION  
 135TH ASSEMBLY DISTRICT  
 INDEPENDENCE PRIMARY  
 (VOTE FOR 4)  
 DETAIL

LEGISLATIVE DISTRICT OR TOWN	ELECTION DISTRICT	TOTAL VOTERS	WILLIAM J. NEILD	GEORGE A. THOR	MICHAEL L. GERLACH	KATHRYN E. KEISTER	PAMELA M. SAWDEY	CAROL R. NEILD	SCATTER
			20C	21C	22C	23C	24C	25C	
Perinton	24 /34	608	1	2	1	2	2	1	0
	26	84	0	0	0	0	0	0	0
	28 /49/51	452	0	0	1	0	0	0	0
	30 /36	188	0	1	0	1	1	1	0
	33 /53	268	0	0	0	0	0	0	0
	37 /42	296	0	0	0	0	0	0	0
	38 /54	332	0	2	2	2	2	0	0
	45	232	0	0	0	0	0	0	0
	46	20	0	0	0	0	0	0	0
	47	80	1	0	0	0	0	1	0
	50	76	0	0	0	0	0	0	0
	52	160	0	0	0	0	0	0	0
	56	124	1	0	0	1	1	1	0
			<u>7,396</u>	<u>13</u>	<u>13</u>	<u>12</u>	<u>17</u>	<u>14</u>	<u>18</u>
Perinton Webster	1	0	0	0	0	0	0	0	0
	2 /4/38	16	1	0	1	0	1	1	0
	3 /36	0	0	0	0	0	0	0	0
	5 /19	16	2	1	2	0	2	1	0
	6 /11/43	288	2	2	2	3	2	3	0
	7 /15/22/37	432	0	0	0	0	0	0	0
	8 /18	256	0	0	1	1	0	0	0
	9	0	0	0	0	0	0	0	0
	10 /17/28/41	16	0	1	1	1	1	0	0
	12	168	1	0	0	1	1	1	0
	13	8	0	0	1	0	0	0	0
	14	4	0	0	0	0	0	0	0
	16 /26	156	0	0	0	0	0	0	0

ALTERNATE DELEGATES TO THE 7TH JUDICIAL DISTRICT CONVENTION  
 135TH ASSEMBLY DISTRICT  
 INDEPENDENCE PRIMARY  
 (VOTE FOR 4)  
 DETAIL

LEGISLATIVE DISTRICT OR TOWN	ELECTION DISTRICT	TOTAL VOTERS	WILLIAM J. NEILD	GEORGE A. THOR	MICHAEL L. GERLACH	KATHRYN E. KEISTER	PAMELA M. SAWDEY	CAROL R. NEILD	SCATTER
			20C	21C	22C	23C	24C	25C	
Webster	20 /42	8	0	0	1	1	1	1	0
	21 /35	200	1	0	1	0	1	1	0
	23 /34	8	0	1	1	1	1	0	0
	24	12	1	0	1	0	0	0	0
	25	8	2	0	0	0	0	2	0
	27 /40	12	2	1	2	1	0	1	0
	29	0	0	0	0	0	0	0	0
	30	4	0	0	0	0	0	0	0
	31	0	0	0	0	0	0	0	0
	32 /33	8	1	0	1	0	1	1	0
	39	204	0	0	0	0	0	0	0
Webster		1,824	13	6	15	9	11	12	0
GRAND TOTAL:		14,088	46	40	50	54	53	51	0

REPRESENTATIVE IN CONGRESS  
 29TH DISTRICT  
 CONSERVATIVE PRIMARY  
 SUMMARY

LEGISLATIVE DISTRICT OR TOWN	TOTAL VOTERS	MARK W. ASSINI 1D	SCATTER
Brighton	1,521	25	0
Chili	1,582	61	6
Gates	1,712	34	0
Henrietta	1,494	38	5
Mendon	495	15	0
Penfield	472	16	0
Perinton	1,585	30	1
Pittsford	1,620	25	0
Rush	519	9	0
GRAND TOTAL:	11,000	253	12

REPRESENTATIVE IN CONGRESS  
29TH DISTRICT  
CONSERVATIVE PRIMARY  
DETAIL

LEGISLATIVE DISTRICT OR TOWN	ELECTION DISTRICT	TOTAL VOTERS	MARK W. ASSINI	
			1D	SCATTER
Brighton				
	1/13	112	2	0
	2/26/44	84	2	0
	4/5	102	0	0
	9/25/27	153	2	0
	10/21	128	0	0
	12	67	0	0
	14/30	174	3	0
	17	38	1	0
	19	44	0	0
	20/35	63	1	0
	22/32	96	2	0
	23/31	113	2	0
	33	71	3	0
	36/45	43	3	0
	37/42	52	1	0
	40/46	80	1	0
	41/43	101	2	0
Brighton		1,521	25	0
Chili				
	1/19/27	168	7	0
	2	72	8	0
	3	50	1	0
	4/26	68	4	0
	5	48	0	0
	6/9	93	4	0
	7	27	1	0
	10	46	2	0
	11/12	136	3	3
	13/21	113	5	0
	14/24	143	5	1
	15	52	3	0
	16/22	105	3	0
	17	154	4	2
	18	72	3	0
	20	57	1	0
	23/29	78	7	0
	25/28	71	0	0
	30	29	0	0
Chili		1,582	61	6
Gates				
	1/11	95	3	0
	2/4	105	3	0
	3/15	94	2	0

REPRESENTATIVE IN CONGRESS  
29TH DISTRICT  
CONSERVATIVE PRIMARY  
DETAIL

LEGISLATIVE DISTRICT OR TOWN	ELECTION DISTRICT	TOTAL VOTERS	MARK W. ASSINI	
			1D	SCATTER
Gates				
	5/23	154	5	0
	6/10/22	156	2	0
	7/8	100	3	0
	9/33	120	1	0
	12/32	108	0	0
	13	35	0	0
	14/16	79	1	0
	17/29	47	2	0
	18/26	108	3	0
	19/28	98	4	0
	20/25	120	0	0
	21/31	106	2	0
	24	58	1	0
	27/30	57	2	0
	34/35	72	0	0
Gates		1,712	34	0
Henrietta				
	1/26	104	1	1
	2/19	66	2	0
	3/30	101	6	0
	4/5/32	126	7	0
	6/15	88	0	2
	7/22	121	4	2
	8/18	89	0	0
	9/14	46	0	0
	10/12	89	3	0
	11/16	66	2	0
	13/29	82	1	0
	17/25	126	2	0
	20/35	55	3	0
	21/28	100	3	0
	23/34	67	1	0
	24/33	73	1	0
	27/31	95	2	0
Henrietta		1,494	38	5
Mendon				
	1/2	140	5	0
	3/9	112	2	0
	4/8	75	0	0
	5/6	109	3	0
	7	59	5	0
Mendon		495	15	0

REPRESENTATIVE IN CONGRESS  
29TH DISTRICT  
CONSERVATIVE PRIMARY  
DETAIL

LEGISLATIVE DISTRICT OR TOWN	ELECTION DISTRICT	TOTAL VOTERS	MARK W. ASSINI	
			1D	SCATTER
Penfield				
	3	24	3	0
	7/28	126	3	0
	11	37	1	0
	18/36	54	1	0
	27	54	3	0
	29	39	2	0
	31/35	59	1	0
	32	63	2	0
	39	16	0	0
Penfield		472	16	0
Perinton				
	1/39	73	1	0
	2	51	1	0
	3/32/35	117	3	0
	8/27	102	2	0
	9/43	96	8	0
	13/55	93	4	0
	15/31/48	100	1	0
	17/44	109	0	0
	18	52	0	1
	19/23	87	0	0
	24/34	152	4	0
	28/49/51	113	1	0
	30/36	47	0	0
	33/53	67	2	0
	37/42	74	0	0
	38/54	84	3	0
	45	58	0	0
	47	20	0	0
	50	19	0	0
	52	40	0	0
	56	31	0	0
Perinton		1,585	30	1
Pittsford				
	1/2	100	4	0
	3	107	1	0
	4/16	78	0	0
	5	45	1	0
	6/9	119	1	0
	7/17/26	132	2	0
	8	66	1	0
	10	73	0	0
	11	40	1	0



REPRESENTATIVE IN CONGRESS  
 29TH DISTRICT  
 CONSERVATIVE PRIMARY  
 DETAIL

LEGISLATIVE DISTRICT OR TOWN	ELECTION DISTRICT	TOTAL VOTERS	MARK W. ASSINI	
			1D	SCATTER
Pittsford				
	12/21	105	1	0
	13/20/32	159	2	0
	14	35	0	0
	15	24	0	0
	18/28	96	0	0
	19/23/29	120	6	0
	22/33	110	0	0
	24/25	95	2	0
	27/31	80	2	0
	30	36	1	0
Pittsford		<u>1,620</u>	<u>25</u>	<u>0</u>
Rush				
	1/4	262	5	0
	2/3	257	4	0
Rush		<u>519</u>	<u>9</u>	<u>0</u>
GRAND TOTAL:		<u><u>11,000</u></u>	<u><u>253</u></u>	<u><u>12</u></u>

VILLAGE/TOWN OF EAST ROCHESTER  
TOWN JUSTICE  
CONSERVATIVE PRIMARY  
DETAIL

LEGISLATIVE DISTRICT OR TOWN	ELECTION DISTRICT	TOTAL VOTERS	PAUL M. FIORAVANTI 6D	J. SCOTT ODORISI 7D	SCATTER
<u>East Rochester</u>					
	1/4/5	61	6	13	0
	2/3/6/7	87	10	17	0
GRAND TOTAL:		<u>148</u>	<u>16</u>	<u>30</u>	<u>0</u>

COUNTY COURT JUDGE  
WORKING FAMILIES PRIMARY  
(VOTE FOR 2)  
SUMMARY

LEGISLATIVE DISTRICT OR TOWN	TOTAL VOTERS	JOHN J. CONNELL	JOHN L. DEMARCO	PATRICIA D. MARKS	SCATTER
		3E	4E	5E	
Leg. Dist. 06	240	1	0	0	0
Leg. Dist. 07	218	0	0	0	0
Leg. Dist. 21	2,192	0	1	0	0
Leg. Dist. 22	1,318	0	0	0	0
Leg. Dist. 23	1,996	2	0	2	0
Leg. Dist. 24	1,336	0	0	0	0
Leg. Dist. 25	2,304	0	0	0	0
Leg. Dist. 26	584	2	4	2	0
Leg. Dist. 27	2,260	1	1	1	0
Leg. Dist. 28	1,068	0	1	0	0
Leg. Dist. 29	1,498	0	0	0	0
CITY	15,014	6	7	5	0
Brighton	3,944	2	0	3	0
Chili	3,168	2	3	2	0
Clarkson	6	1	0	1	0
East Rochester	296	1	0	1	0
Gates	3,418	0	0	0	0
Greece	362	2	2	4	0
Hamlin	100	0	0	0	0
Henrietta	2,980	0	0	0	0
Irondequoit	536	3	1	2	0
Mendon	984	0	0	0	0
Ogden	12	0	0	0	0
Parma	42	0	0	0	0
Penfield	2,138	1	1	1	0
Perinton	3,698	0	1	0	0
Pittsford	3,232	1	1	2	0
Riga	16	0	0	0	0
Rush	1,038	0	0	0	0
Sweden	16	0	1	1	0
Webster	912	2	2	1	0
Wheatland	8	0	0	0	0
TOWNS	26,906	15	12	18	0
GRAND TOTAL:	41,920	21	19	23	0

COUNTY COURT JUDGE  
 WORKING FAMILIES PRIMARY  
 (VOTE FOR 2)  
 DETAIL

LEGISLATIVE DISTRICT OR TOWN	ELECTION DISTRICT	TOTAL VOTERS	JOHN J. CONNELL	JOHN L. DEMARCO	PATRICIA D. MARKS	SCATTER
			3E	4E	5E	
Leg. Dist. 06						
	1 /4/5	142	0	0	0	0
	2 /3	38	1	0	0	0
	6	60	0	0	0	0
Leg. Dist. 06		240	1	0	0	0
Leg. Dist. 07						
	1	76	0	0	0	0
	2	78	0	0	0	0
	3	64	0	0	0	0
Leg. Dist. 07		218	0	0	0	0
Leg. Dist. 21						
	1	96	0	0	0	0
	2 /10	242	0	0	0	0
	3 /15	114	0	0	0	0
	4	68	0	0	0	0
	5 /16/32	78	0	0	0	0
	6	38	0	0	0	0
	7	86	0	0	0	0
	8	26	0	0	0	0
	9	48	0	1	0	0
	11 /22-1/29-17	126	0	0	0	0
	12	40	0	0	0	0
	13 /23-15	64	0	0	0	0
	14	150	0	0	0	0
	17	72	0	0	0	0
	18	68	0	0	0	0
	19	56	0	0	0	0
	20	36	0	0	0	0
	21	74	0	0	0	0
	22	84	0	0	0	0

COUNTY COURT JUDGE  
WORKING FAMILIES PRIMARY  
(VOTE FOR 2)  
DETAIL

LEGISLATIVE DISTRICT OR TOWN	ELECTION DISTRICT	TOTAL VOTERS	JOHN J. CONNELL	JOHN L. DEMARCO	PATRICIA D. MARKS	SCATTER
			3E	4E	5E	
Leg. Dist. 21						
	23	92	0	0	0	0
	24	78	0	0	0	0
	25 /27	146	0	0	0	0
	26	62	0	0	0	0
	28	0	0	0	0	0
	29	20	0	0	0	0
	30 /22-8/22-22	122	0	0	0	0
	31 /34	40	0	0	0	0
	33 /23-13	66	0	0	0	0
Leg. Dist. 21		2,192	0	1	0	0
Leg. Dist. 22						
	2 /13	82	0	0	0	0
	3	104	0	0	0	0
	4 /16/19	110	0	0	0	0
	5	62	0	0	0	0
	6	92	0	0	0	0
	7	52	0	0	0	0
	9	36	0	0	0	0
	10 /17	110	0	0	0	0
	11 /21	194	0	0	0	0
	12 /23	110	0	0	0	0
	14 /15	218	0	0	0	0
	18	70	0	0	0	0
	20 /29-27	62	0	0	0	0
	24	16	0	0	0	0
Leg. Dist. 22		1,318	0	0	0	0
Leg. Dist. 23						
	1	44	0	0	0	0
	2	78	0	0	0	0

COUNTY COURT JUDGE  
WORKING FAMILIES PRIMARY  
(VOTE FOR 2)  
DETAIL

LEGISLATIVE DISTRICT OR TOWN	ELECTION DISTRICT	TOTAL VOTERS	JOHN J. CONNELL	JOHN L. DEMARCO	PATRICIA D. MARKS	SCATTER
			3E	4E	5E	
Leg. Dist. 23						
	3 /11	154	0	0	0	0
	4 /12/22	348	0	0	0	0
	5 /7	114	0	0	0	0
	6 /9/10/20	306	1	0	1	0
	8 /14	114	0	0	0	0
	16 /24-16	152	0	0	0	0
	17 /18/19/27	188	0	0	0	0
	21	100	0	0	0	0
	23	40	0	0	0	0
	24	56	0	0	0	0
	25 /26	302	1	0	1	0
Leg. Dist. 23		1,996	2	0	2	0
Leg. Dist. 24						
	1 /13	248	0	0	0	0
	2 /3	236	0	0	0	0
	4 /10	170	0	0	0	0
	5	98	0	0	0	0
	6	26	0	0	0	0
	7	44	0	0	0	0
	8 /9	106	0	0	0	0
	11 /12	120	0	0	0	0
	14 /15	248	0	0	0	0
	17	40	0	0	0	0
Leg. Dist. 24		1,336	0	0	0	0
Leg. Dist. 25						
	1 /22	156	0	0	0	0
	2	130	0	0	0	0
	3	234	0	0	0	0
	4	52	0	0	0	0

COUNTY COURT JUDGE  
WORKING FAMILIES PRIMARY  
(VOTE FOR 2)  
DETAIL

LEGISLATIVE DISTRICT OR TOWN	ELECTION DISTRICT	TOTAL VOTERS	JOHN J. CONNELL	JOHN L. DEMARCO	PATRICIA D. MARKS	SCATTER
			3E	4E	5E	
Leg. Dist. 25						
	5 /10	224	0	0	0	0
	6	110	0	0	0	0
	7 /13	202	0	0	0	0
	8 /27-9	258	0	0	0	0
	9 /11	126	0	0	0	0
	12	82	0	0	0	0
	14 /24	110	0	0	0	0
	15 /27-18	166	0	0	0	0
	16 /23	6	0	0	0	0
	17	62	0	0	0	0
	18	152	0	0	0	0
	19	2	0	0	0	0
	20 /25	178	0	0	0	0
	21	54	0	0	0	0
Leg. Dist. 25		2,304	0	0	0	0
Leg. Dist. 26						
	1	48	1	0	1	0
	2 /28-10	38	0	0	0	0
	3 /4/5/11	120	0	0	0	0
	7 /8	64	0	2	0	0
	9 /14	100	0	1	0	0
	10 /15	94	0	0	0	0
	12	82	1	1	1	0
	13	0	0	0	0	0
	16	38	0	0	0	0
Leg. Dist. 26		584	2	4	2	0
Leg. Dist. 27						
	1 /2/11	288	1	0	1	0
	3	154	0	1	0	0

COUNTY COURT JUDGE  
 WORKING FAMILIES PRIMARY  
 (VOTE FOR 2)  
 DETAIL

LEGISLATIVE DISTRICT OR TOWN	ELECTION DISTRICT	TOTAL VOTERS	JOHN J. CONNELL  3E	JOHN L. DEMARCO  4E	PATRICIA D. MARKS  5E	SCATTER
Leg. Dist. 27						
	4 /5	252	0	0	0	0
	6 /17	156	0	0	0	0
	7 /10	178	0	0	0	0
	8	102	0	0	0	0
	12	84	0	0	0	0
	13 /21	166	0	0	0	0
	14	82	0	0	0	0
	15	82	0	0	0	0
	16	142	0	0	0	0
	19 /23	180	0	0	0	0
	20	90	0	0	0	0
	22	154	0	0	0	0
	27	86	0	0	0	0
	28	64	0	0	0	0
Leg. Dist. 27		2,260	1	1	1	0
Leg. Dist. 28						
	1 /5/16	122	0	1	0	0
	2	102	0	0	0	0
	3	50	0	0	0	0
	4	68	0	0	0	0
	6 /9	90	0	0	0	0
	7	54	0	0	0	0
	8 /15	156	0	0	0	0
	11 /13/25	72	0	0	0	0
	12	56	0	0	0	0
	14 /22	74	0	0	0	0
	17	16	0	0	0	0
	18	58	0	0	0	0
	19	0	0	0	0	0



COUNTY COURT JUDGE  
 WORKING FAMILIES PRIMARY  
 (VOTE FOR 2)  
 DETAIL

LEGISLATIVE DISTRICT OR TOWN	ELECTION DISTRICT	TOTAL VOTERS	JOHN J. CONNELL	JOHN L. DEMARCO	PATRICIA D. MARKS	SCATTER
			3E	4E	5E	
Leg. Dist. 28						
	21	64	0	0	0	0
	23 /24	86	0	0	0	0
Leg. Dist. 28		1,068	0	1	0	0
Leg. Dist. 29						
	1	50	0	0	0	0
	2	38	0	0	0	0
	3	40	0	0	0	0
	4 /11	98	0	0	0	0
	5 /7	76	0	0	0	0
	6	38	0	0	0	0
	8 /9	106	0	0	0	0
	10	84	0	0	0	0
	12	40	0	0	0	0
	13	92	0	0	0	0
	14	54	0	0	0	0
	15	42	0	0	0	0
	16	18	0	0	0	0
	18	52	0	0	0	0
	19	36	0	0	0	0
	20	76	0	0	0	0
	21	50	0	0	0	0
	22	110	0	0	0	0
	23	192	0	0	0	0
	24	76	0	0	0	0
	25	130	0	0	0	0
	26	0	0	0	0	0
Leg. Dist. 29		1,498	0	0	0	0
CITY		15,014	6	7	5	0

COUNTY COURT JUDGE  
 WORKING FAMILIES PRIMARY  
 (VOTE FOR 2)  
 DETAIL

LEGISLATIVE DISTRICT OR TOWN	ELECTION DISTRICT	TOTAL VOTERS	JOHN J. CONNELL	JOHN L. DEMARCO	PATRICIA D. MARKS	SCATTER
			3E	4E	5E	
Brighton	1 /13	224	1	0	2	0
	2 /26/44	162	0	0	0	0
	3	68	0	0	0	0
	4 /5	204	0	0	0	0
	6	64	0	0	0	0
	7 /24	88	0	0	0	0
	8 /16	192	0	0	0	0
	9 /25/27	304	0	0	0	0
	10 /21	256	0	0	0	0
	11 /15/18/34	210	0	0	0	0
	12	132	0	0	0	0
	14 /30	346	0	0	0	0
	17	76	0	0	0	0
	19	88	0	0	0	0
	20 /35	124	0	0	0	0
	22 /32	190	0	0	0	0
	23 /31	226	0	0	0	0
	28	74	0	0	0	0
	29	88	0	0	0	0
	33	142	0	0	0	0
	36 /45	86	0	0	0	0
	37 /42	104	0	0	0	0
	38	94	0	0	0	0
	39	46	0	0	0	0
	40 /46	154	1	0	1	0
	41 /43	202	0	0	0	0
Brighton		3,944	2	0	3	0
Chili	1 /19/27	336	0	0	0	0

COUNTY COURT JUDGE  
WORKING FAMILIES PRIMARY  
(VOTE FOR 2)  
DETAIL

LEGISLATIVE DISTRICT OR TOWN	ELECTION DISTRICT	TOTAL VOTERS	JOHN J. CONNELL	JOHN L. DEMARCO	PATRICIA D. MARKS	SCATTER
			3E	4E	5E	
Chili						
	2	144	0	0	0	0
	3	100	0	0	0	0
	4 /26	136	0	0	0	0
	5	96	0	0	0	0
	6 /9	186	0	0	0	0
	7	54	0	0	0	0
	8	2	0	0	0	0
	10	90	0	0	0	0
	11 /12	272	0	0	0	0
	13 /21	226	1	0	1	0
	14 /24	286	0	0	0	0
	15	104	0	1	0	0
	16 /22	210	0	0	0	0
	17	308	0	0	0	0
	18	144	0	1	0	0
	20	114	1	0	1	0
	23 /29	156	0	0	0	0
	25 /28	142	0	0	0	0
	30	58	0	1	0	0
	31	4	0	0	0	0
Chili		3,168	2	3	2	0
Clarkson						
	1 /2/3/4/5/6	6	1	0	1	0
Clarkson		6	1	0	1	0
East Rochester						
	1 /4/5	122	0	0	0	0
	2 /3/6/7	174	1	0	1	0
East Rochester		296	1	0	1	0

COUNTY COURT JUDGE  
WORKING FAMILIES PRIMARY  
(VOTE FOR 2)  
DETAIL

LEGISLATIVE DISTRICT OR TOWN	ELECTION DISTRICT	TOTAL VOTERS	JOHN J. CONNELL	JOHN L. DEMARCO	PATRICIA D. MARKS	SCATTER
			3E	4E	5E	
Gates	1 /11	190	0	0	0	0
	2 /4	210	0	0	0	0
	3 /15	188	0	0	0	0
	5 /23	308	0	0	0	0
	6 /10/22	310	0	0	0	0
	7 /8	200	0	0	0	0
	9 /33	240	0	0	0	0
	12 /32	216	0	0	0	0
	13	70	0	0	0	0
	14 /16	158	0	0	0	0
	17 /29	94	0	0	0	0
	18 /26	216	0	0	0	0
	19 /28	192	0	0	0	0
	20 /25	240	0	0	0	0
	21 /31	212	0	0	0	0
	24	116	0	0	0	0
	27 /30	114	0	0	0	0
	34 /35	144	0	0	0	0
Gates		3,418	0	0	0	0
Greece	1 /74	36	0	0	0	0
	2 /54	4	0	0	0	0
	3 /17/18/24/27/29/33/36/37/39/42/52/57/60/62/64/65/66/67 /69/73/75/77/80/81/85/87/92/93/94/95/96/97/100/101	26	0	0	1	0
	4 /5/7/8/9/10/11/13/14/19/20/22/23/25/32/40/49/51/55/59 /61/63/68/83	32	0	1	1	0
	12 /26/31/46/47/50/56/98	4	0	0	0	0
	15 /28/43/44/45/53/58/70/71/72/79/86/88/89/90/91/99/102 /103/104/105/106	26	2	1	2	0

COUNTY COURT JUDGE  
 WORKING FAMILIES PRIMARY  
 (VOTE FOR 2)  
 DETAIL

LEGISLATIVE DISTRICT OR TOWN	ELECTION DISTRICT	TOTAL VOTERS	JOHN J. CONNELL	JOHN L. DEMARCO	PATRICIA D. MARKS	SCATTER
			3E	4E	5E	
Greece						
	16 /76	24	0	0	0	0
	21 /30	30	0	0	0	0
	34	20	0	0	0	0
	35 /82/84	70	0	0	0	0
	38	26	0	0	0	0
	41 /6/78	52	0	0	0	0
	48	12	0	0	0	0
		<u>362</u>	<u>2</u>	<u>2</u>	<u>4</u>	<u>0</u>
Greece						
Hamlin						
	1 /6	28	0	0	0	0
	2 /5	20	0	0	0	0
	3 /7	14	0	0	0	0
	4	10	0	0	0	0
	8	16	0	0	0	0
	9	10	0	0	0	0
	10	2	0	0	0	0
		<u>100</u>	<u>0</u>	<u>0</u>	<u>0</u>	<u>0</u>
Hamlin						
Henrietta						
	1 /26	208	0	0	0	0
	2 /19	130	0	0	0	0
	3 /30	202	0	0	0	0
	4 /5/32	252	0	0	0	0
	6 /15	174	0	0	0	0
	7 /22	242	0	0	0	0
	8 /18	178	0	0	0	0
	9 /14	92	0	0	0	0
	10 /12	178	0	0	0	0
	11 /16	132	0	0	0	0
	13 /29	164	0	0	0	0

COUNTY COURT JUDGE  
WORKING FAMILIES PRIMARY  
(VOTE FOR 2)  
DETAIL

LEGISLATIVE DISTRICT OR TOWN	ELECTION DISTRICT	TOTAL VOTERS	JOHN J. CONNELL	JOHN L. DEMARCO	PATRICIA D. MARKS	SCATTER
			3E	4E	5E	
Henrietta						
	17 /25	252	0	0	0	0
	20 /35	110	0	0	0	0
	21 /28	196	0	0	0	0
	23 /34	134	0	0	0	0
	24 /33	146	0	0	0	0
	27 /31	190	0	0	0	0
Henrietta		2,980	0	0	0	0
Irondequoit						
	2 /17/32/38/45/48/55/56/58	18	1	0	1	0
	3 /9/14/25/28/33/44/53/59/60/68	16	0	0	0	0
	4 /6/7/8/10/15/16/20/22/27/30/40/42/46/47/49/51/62/63	18	0	0	0	0
	5 /19/52	96	0	0	0	0
	11 /12/23/29/34/35/41/43/61	160	0	0	0	0
	13 /24	32	1	0	1	0
	26 /18/54/57/65/67/71/72	74	1	1	0	0
	31 /21/64/70	18	0	0	0	0
	36 /50/66/69	66	0	0	0	0
	37 /1	20	0	0	0	0
	39	18	0	0	0	0
Irondequoit		536	3	1	2	0
Mendon						
	1 /2	280	0	0	0	0
	3 /9	224	0	0	0	0
	4 /8	150	0	0	0	0
	5 /6	216	0	0	0	0
	7	114	0	0	0	0
Mendon		984	0	0	0	0
Ogden						

COUNTY COURT JUDGE  
 WORKING FAMILIES PRIMARY  
 (VOTE FOR 2)  
 DETAIL

LEGISLATIVE DISTRICT OR TOWN	ELECTION DISTRICT	TOTAL VOTERS	JOHN J. CONNELL	JOHN L. DEMARCO	PATRICIA D. MARKS	SCATTER
			3E	4E	5E	
Ogden	1 /2/3/4/5/6/7/8/9/10/11/12/13/14/15/16/17/18/19/20	12	0	0	0	0
Ogden		12	0	0	0	0
Parma	1 /2/3/4/5/6/7/8/11/12/13/14/15	8	0	0	0	0
Parma	9 /10	34	0	0	0	0
Parma		42	0	0	0	0
Penfield	1	10	0	0	0	0
	2	2	1	0	1	0
	3	48	0	0	0	0
	4 /14	12	0	0	0	0
	5 /17	150	0	1	0	0
	6 /38	2	0	0	0	0
	7 /28	250	0	0	0	0
	8	188	0	0	0	0
	9	192	0	0	0	0
	10	32	0	0	0	0
	11	74	0	0	0	0
	12 /33	214	0	0	0	0
	13	114	0	0	0	0
	15 /19	4	0	0	0	0
	16	10	0	0	0	0
	18 /36	108	0	0	0	0
	20	2	0	0	0	0
	21	0	0	0	0	0
	22	100	0	0	0	0
	23	4	0	0	0	0
	24	2	0	0	0	0
	25	0	0	0	0	0

COUNTY COURT JUDGE  
WORKING FAMILIES PRIMARY  
(VOTE FOR 2)  
DETAIL

LEGISLATIVE DISTRICT OR TOWN	ELECTION DISTRICT	TOTAL VOTERS	JOHN J. CONNELL	JOHN L. DEMARCO	PATRICIA D. MARKS	SCATTER
			3E	4E	5E	
Penfield						
	26	42	0	0	0	0
	27	108	0	0	0	0
	29	78	0	0	0	0
	30	4	0	0	0	0
	31 /35	118	0	0	0	0
	32	126	0	0	0	0
	34 /40	112	0	0	0	0
	37	0	0	0	0	0
	39	32	0	0	0	0
Penfield		2,138	1	1	1	0
Perinton						
	1 /39	146	0	0	0	0
	2	102	0	0	0	0
	3 /32/35	234	0	0	0	0
	4	40	0	0	0	0
	5	10	0	0	0	0
	6 /25	88	0	0	0	0
	7	40	0	0	0	0
	8 /27	202	0	0	0	0
	9 /43	192	0	0	0	0
	10 /11	74	0	0	0	0
	12 /16/22	50	0	0	0	0
	13 /55	186	0	0	0	0
	14	46	0	0	0	0
	15 /31/48	200	0	0	0	0
	17 /44	218	0	0	0	0
	18	104	0	0	0	0
	19 /23	174	0	0	0	0
	20 /40	60	0	0	0	0



COUNTY COURT JUDGE  
WORKING FAMILIES PRIMARY  
(VOTE FOR 2)  
DETAIL

LEGISLATIVE DISTRICT OR TOWN	ELECTION DISTRICT	TOTAL VOTERS	JOHN J. CONNELL	JOHN L. DEMARCO	PATRICIA D. MARKS	SCATTER
			3E	4E	5E	
Perinton						
	21 /29/41	72	0	0	0	0
	24 /34	304	0	0	0	0
	26	42	0	0	0	0
	28 /49/51	226	0	0	0	0
	30 /36	94	0	0	0	0
	33 /53	134	0	0	0	0
	37 /42	148	0	0	0	0
	38 /54	166	0	0	0	0
	45	116	0	1	0	0
	46	10	0	0	0	0
	47	40	0	0	0	0
	50	38	0	0	0	0
	52	80	0	0	0	0
	56	62	0	0	0	0
Perinton		3,698	0	1	0	0
Pittsford						
	1 /2	200	0	0	0	0
	3	214	0	0	0	0
	4 /16	156	1	0	1	0
	5	90	0	0	0	0
	6 /9	238	0	1	0	0
	7 /17/26	264	0	0	0	0
	8	130	0	0	0	0
	10	146	0	0	0	0
	11	80	0	0	0	0
	12 /21	210	0	0	1	0
	13 /20/32	316	0	0	0	0
	14	68	0	0	0	0
	15	48	0	0	0	0

COUNTY COURT JUDGE  
WORKING FAMILIES PRIMARY  
(VOTE FOR 2)  
DETAIL

LEGISLATIVE DISTRICT OR TOWN	ELECTION DISTRICT	TOTAL VOTERS	JOHN J. CONNELL	JOHN L. DEMARCO	PATRICIA D. MARKS	SCATTER
			3E	4E	5E	
Pittsford						
	18 /28	192	0	0	0	0
	19 /23/29	238	0	0	0	0
	22 /33	220	0	0	0	0
	24 /25	190	0	0	0	0
	27 /31	160	0	0	0	0
	30	72	0	0	0	0
Pittsford		3,232	1	1	2	0
Riga						
	1 /2/3/6	14	0	0	0	0
	4 /5	2	0	0	0	0
Riga		16	0	0	0	0
Rush						
	1 /4	524	0	0	0	0
	2 /3	514	0	0	0	0
Rush		1,038	0	0	0	0
Sweden						
	1 /2/3/4/5/6/7/8/9/10/11/12	16	0	1	1	0
Sweden		16	0	1	1	0
Webster						
	1	0	0	0	0	0
	2 /4/38	8	0	0	0	0
	3 /36	0	0	0	0	0
	5 /19	8	0	1	0	0
	6 /11/43	144	1	1	0	0
	7 /15/22/37	216	0	0	0	0
	8 /18	128	0	0	0	0
	9	0	0	0	0	0
	10 /17/28/41	8	0	0	0	0

COUNTY COURT JUDGE  
WORKING FAMILIES PRIMARY  
(VOTE FOR 2)  
DETAIL

LEGISLATIVE DISTRICT OR TOWN	ELECTION DISTRICT	TOTAL VOTERS	JOHN J. CONNELL	JOHN L. DEMARCO	PATRICIA D. MARKS	SCATTER
			3E	4E	5E	
Webster						
	12	84	0	0	0	0
	13	4	0	0	0	0
	14	2	0	0	0	0
	16 /26	78	0	0	0	0
	20 /42	4	0	0	0	0
	21 /35	100	0	0	0	0
	23 /34	4	0	0	0	0
	24	6	1	0	1	0
	25	4	0	0	0	0
	27 /40	6	0	0	0	0
	29	0	0	0	0	0
	30	2	0	0	0	0
	31	0	0	0	0	0
	32 /33	4	0	0	0	0
	39	102	0	0	0	0
Webster		912	2	2	1	0
Wheatland						
	1	4	0	0	0	0
	2	2	0	0	0	0
	3	2	0	0	0	0
	4	0	0	0	0	0
	5	0	0	0	0	0
Wheatland		8	0	0	0	0
TOWNS		26,906	15	12	18	0
GRAND TOTAL:		41,920	21	19	23	0

PRESIDENT AND VICE PRESIDENT OF THE UNITED STATES  
SUMMARY

LEGISLATIVE DISTRICT OR TOWN	TOTAL VOTERS	GEORGE W. BUSH AND DICK CHENEY	JOHN F. KERRY AND JOHN EDWARDS	RALPH NADER AND JAN D. PIERCE	GEORGE W. BUSH AND DICK CHENEY	JOHN F. KERRY AND JOHN EDWARDS	RALPH NADER AND PETER MIGUEL CAMEJO	ROGER CALERO AND ARRIN HAWKINS	MICHAEL BADNARIK AND RICHARD V. CAMPAGNA	SCATTER	BLANK AND VOID
		REP	DEM	IND	CON	WOR	PJ	SWP	LBT		
Leg. Dist. 06	2,421	1,089	1,128	32	96	40	7	1	8	3	17
Leg. Dist. 07	1,206	495	623	17	35	18	5	1	2	0	10
Leg. Dist. 21	9,364	2,291	6,422	142	151	249	29	1	22	5	52
Leg. Dist. 22	5,342	785	4,226	81	59	124	10	2	0	1	54
Leg. Dist. 23	10,795	2,752	7,235	139	169	334	46	5	52	16	47
Leg. Dist. 24	6,063	1,502	4,038	76	93	225	46	2	37	8	36
Leg. Dist. 25	6,823	994	5,334	132	67	181	27	3	13	2	70
Leg. Dist. 26	4,997	1,755	2,862	73	143	100	9	2	19	9	25
Leg. Dist. 27	9,326	1,552	7,147	141	130	230	32	3	18	6	67
Leg. Dist. 28	6,047	1,853	3,758	108	118	140	16	2	2	1	49
Leg. Dist. 29	7,298	1,915	4,856	146	131	141	17	2	4	7	79
CITY	69,682	16,983	47,629	1,087	1,192	1,782	244	24	177	58	506
Brighton	19,350	6,594	11,682	221	284	349	52	4	60	14	90
Chili	15,057	7,961	5,991	156	588	234	31	3	34	8	51
Clarkson	3,012	1,698	1,077	23	146	43	9	0	6	0	10
East Rochester	3,025	1,337	1,472	46	87	51	4	2	5	0	21
Gates	13,781	6,624	6,192	192	463	191	21	5	14	2	77
Greece	48,475	25,306	19,760	563	1,803	672	81	5	75	31	179
Hamlin	4,144	2,522	1,329	40	170	50	15	1	4	7	6
Henrietta	16,659	7,646	7,883	193	546	256	23	1	43	22	46
Irondequoit	28,581	12,720	13,954	425	800	392	58	5	51	24	152
Mendon	5,197	2,823	2,026	54	177	57	11	2	22	2	23

PRESIDENT AND VICE PRESIDENT OF THE UNITED STATES  
SUMMARY

LEGISLATIVE DISTRICT OR TOWN	TOTAL VOTERS	GEORGE W. BUSH AND DICK CHENEY	JOHN F. KERRY AND JOHN EDWARDS	RALPH NADER AND JAN D. PIERCE	GEORGE W. BUSH AND DICK CHENEY	JOHN F. KERRY AND JOHN EDWARDS	RALPH NADER AND PETER MIGUEL CAMEJO	ROGER CALERO AND ARRIN HAWKINS	MICHAEL BADNARIK AND RICHARD V. CAMPAGNA	SCATTER	BLANK AND VOID
		REP	DEM	IND	CON	WOR	PJ	SWP	LBT		
Ogden	9,932	5,700	3,458	119	480	118	10	1	21	1	24
Parma	7,737	4,500	2,606	102	358	105	14	2	19	8	23
Penfield	20,256	10,189	8,808	208	606	234	34	1	63	13	100
Perinton	27,879	14,169	12,068	276	812	294	40	7	73	12	128
Pittsford	16,267	7,856	7,594	166	362	152	25	4	47	9	52
Riga	3,021	1,772	1,010	43	137	29	11	0	8	2	9
Rush	2,141	1,159	843	21	70	24	4	1	5	1	13
Sweden	5,351	2,652	2,292	66	201	80	22	0	14	9	15
Webster	22,548	11,732	9,310	264	778	247	43	6	55	23	90
Wheatland	2,765	1,431	1,104	37	111	49	9	1	5	6	12
TOWNS	275,178	136,391	120,459	3,215	8,979	3,627	517	51	624	194	1,121
GRAND TOTAL:	344,860	153,374	168,088	4,302	10,171	5,409	761	75	801	252	1,627

PRESIDENT AND VICE PRESIDENT OF THE UNITED STATES  
DETAIL

LEGISLATIVE DISTRICT OR TOWN	ELECTION DISTRICT	TOTAL VOTERS	GEORGE W. BUSH AND DICK CHENEY	JOHN F. KERRY AND JOHN EDWARDS	RALPH NADER AND JAN D. PIERCE	GEORGE W. BUSH AND DICK CHENEY	JOHN F. KERRY AND JOHN EDWARDS	RALPH NADER AND PETER MIGUEL CAMEJO	ROGER CALERO AND ARRIN HAWKINS	MICHAEL BADNARIK AND RICHARD V. CAMPAGNA	SCATTER	BLANK AND VOID
			REP	DEM	IND	CON	WOR	PJ	SWP	LBT		
Leg. Dist. 06												
	1	588	287	257	9	19	8	2	1	0	0	5
	2	286	124	136	2	15	6	2	0	1	0	0
	3	365	186	139	7	20	4	0	0	3	1	5
	4	405	167	206	6	18	5	1	0	2	0	0
	5	364	149	189	2	13	6	0	0	0	2	3
	6	413	176	201	6	11	11	2	0	2	0	4
		2,421	1,089	1,128	32	96	40	7	1	8	3	17
Leg. Dist. 07												
	1	545	236	267	6	15	13	3	0	1	0	4
	2	377	144	210	7	7	3	1	1	0	0	4
	3	284	115	146	4	13	2	1	0	1	0	2
		1,206	495	623	17	35	18	5	1	2	0	10
Leg. Dist. 21												
	1	435	117	274	9	15	13	2	0	3	0	2
	2	405	95	283	8	8	8	0	0	1	0	2
	3	239	64	149	10	7	2	3	0	1	0	3
	4	258	68	169	9	5	6	0	0	0	0	1
	5/16	458	140	284	7	11	12	3	0	0	1	0
	6	378	81	264	5	1	18	2	1	0	0	6
	7	528	166	343	6	5	6	0	0	1	0	1
	8	192	51	122	0	4	9	1	0	0	0	5
	9	389	87	274	9	5	12	0	0	1	1	0
	10	463	134	304	4	11	5	1	0	2	0	2
	11/29-17	223	61	146	4	3	6	0	0	0	0	3
	12	428	116	282	11	9	7	1	0	1	0	1
	13	203	24	157	5	5	9	1	0	0	1	1
	14	483	139	308	7	9	13	1	0	2	0	4

PRESIDENT AND VICE PRESIDENT OF THE UNITED STATES  
DETAIL

LEGISLATIVE DISTRICT OR TOWN	ELECTION DISTRICT	TOTAL VOTERS	GEORGE W. BUSH AND DICK CHENEY	JOHN F. KERRY AND JOHN EDWARDS	RALPH NADER AND JAN D. PIERCE	GEORGE W. BUSH AND DICK CHENEY	JOHN F. KERRY AND JOHN EDWARDS	RALPH NADER AND PETER MIGUEL CAMEJO	ROGER CALERO AND ARRIN HAWKINS	MICHAEL BADNARIK AND RICHARD V. CAMPAGNA	SCATTER	BLANK AND VOID
			REP	DEM	IND	CON	WOR	PJ	SWP	LBT		
Leg. Dist. 21												
	15	460	134	301	1	8	10	3	0	0	0	3
	17/28	371	93	248	5	9	11	2	0	1	2	0
	18	317	63	238	2	2	10	0	0	0	0	2
	19	151	21	126	1	1	1	0	0	0	0	1
	20	198	54	130	0	2	8	1	0	1	0	2
	21	349	87	247	1	3	11	0	0	0	0	0
	22	415	63	322	7	7	8	4	0	2	0	2
	23	287	58	208	3	4	12	1	0	1	0	0
	24	398	126	243	7	3	13	0	0	3	0	3
	25	331	57	256	1	3	10	1	0	1	0	2
	26	283	36	231	5	3	6	1	0	0	0	1
	27	210	30	170	3	0	6	0	0	0	0	1
	29	135	43	89	1	0	1	0	0	0	0	1
	30	25	8	14	0	0	1	0	0	0	0	2
	31/34	163	31	116	7	1	7	1	0	0	0	0
	32	22	3	14	3	2	0	0	0	0	0	0
	33	167	41	110	1	5	8	0	0	1	0	1
Leg. Dist. 21		9,364	2,291	6,422	142	151	249	29	1	22	5	52
Leg. Dist. 22												
	1	416	84	310	6	5	7	2	1	0	0	1
	2	133	12	109	3	1	6	0	0	0	0	2
	3	309	61	230	7	3	5	0	0	0	0	3
	4	132	23	98	1	1	7	0	0	0	0	2
	5	278	40	224	5	4	5	0	0	0	0	0
	6	250	20	206	6	3	6	0	0	0	0	9
	7	162	12	142	2	2	2	0	0	0	0	2
	8	268	51	203	3	3	4	1	1	0	0	2
	9	220	33	173	2	6	3	1	0	0	0	2

PRESIDENT AND VICE PRESIDENT OF THE UNITED STATES  
DETAIL

LEGISLATIVE DISTRICT OR TOWN	ELECTION DISTRICT	TOTAL VOTERS	GEORGE W. BUSH AND DICK CHENEY	JOHN F. KERRY AND JOHN EDWARDS	RALPH NADER AND JAN D. PIERCE	GEORGE W. BUSH AND DICK CHENEY	JOHN F. KERRY AND JOHN EDWARDS	RALPH NADER AND PETER MIGUEL CAMEJO	ROGER CALERO AND ARRIN HAWKINS	MICHAEL BADNARIK AND RICHARD V. CAMPAGNA	SCATTER	BLANK AND VOID
			REP	DEM	IND	CON	WOR	PJ	SWP	LBT		
Leg. Dist. 22												
	10	214	20	182	5	1	2	0	0	0	0	4
	11	275	25	232	3	2	9	0	0	0	0	4
	12	189	16	168	0	0	3	0	0	0	0	2
	13	123	11	101	2	2	7	0	0	0	0	0
	14	278	57	208	3	5	3	1	0	0	0	1
	15	282	36	224	3	0	13	2	0	0	0	4
	16	139	25	108	3	0	2	1	0	0	0	0
	17	123	11	107	1	3	1	0	0	0	0	0
	18	166	16	141	1	1	4	0	0	0	1	2
	19	200	40	150	3	3	1	1	0	0	0	2
	20	268	44	205	2	3	12	0	0	0	0	2
	21	221	25	185	2	4	5	0	0	0	0	0
	22	328	61	244	7	4	10	0	0	0	0	2
	23	215	30	170	7	2	4	0	0	0	0	2
	24	153	32	106	4	1	3	1	0	0	0	6
Leg. Dist. 22		5,342	785	4,226	81	59	124	10	2	0	1	54
Leg. Dist. 23												
	1	231	57	160	4	2	3	3	0	2	0	0
	2	495	90	357	6	8	17	6	1	5	0	5
	3	324	63	227	9	10	11	2	0	1	1	0
	4	615	145	424	9	14	17	1	0	3	0	2
	5	501	120	339	13	5	15	3	0	3	1	2
	6	260	78	167	4	6	3	1	0	1	0	0
	7	496	101	359	4	2	22	2	2	3	0	1
	8	439	78	323	7	8	16	3	0	3	0	1
	9	284	69	196	4	3	7	1	0	0	0	4
	10	391	90	289	2	2	7	1	0	0	0	0
	11	415	92	293	2	6	12	0	0	3	5	2



PRESIDENT AND VICE PRESIDENT OF THE UNITED STATES  
DETAIL

LEGISLATIVE DISTRICT OR TOWN	ELECTION DISTRICT	TOTAL VOTERS	GEORGE W. BUSH AND DICK CHENEY	JOHN F. KERRY AND JOHN EDWARDS	RALPH NADER AND JAN D. PIERCE	GEORGE W. BUSH AND DICK CHENEY	JOHN F. KERRY AND JOHN EDWARDS	RALPH NADER AND PETER MIGUEL CAMEJO	ROGER CALERO AND ARRIN HAWKINS	MICHAEL BADNARIK AND RICHARD V. CAMPAGNA	SCATTER	BLANK AND VOID
			REP	DEM	IND	CON	WOR	PJ	SWP	LBT		
Leg. Dist. 23												
	12	453	137	285	11	6	11	0	0	0	1	2
	13	303	88	182	5	13	12	1	1	0	0	1
	14	417	84	308	1	4	13	2	0	3	1	1
	15	314	67	227	5	6	6	0	0	1	1	1
	16	448	94	320	2	6	18	3	0	2	1	2
	17	480	164	265	7	15	21	1	0	2	0	5
	18	444	162	246	9	9	11	2	0	1	0	4
	19	388	142	226	5	5	8	0	0	1	0	1
	20	414	79	305	3	3	16	5	0	2	0	1
	21	356	106	225	5	1	16	0	0	2	1	0
	22	293	78	185	3	6	15	0	0	2	1	3
	23	237	47	170	3	1	10	2	0	2	0	2
	24	401	122	263	3	4	6	1	0	0	0	2
	25	510	131	336	4	8	19	1	0	6	2	3
	26	585	166	376	5	11	15	5	1	3	1	2
	27	301	102	182	4	5	7	0	0	1	0	0
Leg. Dist. 23		10,795	2,752	7,235	139	169	334	46	5	52	16	47
Leg. Dist. 24												
	1	449	74	328	7	12	27	0	0	0	0	1
	2	343	54	258	1	2	22	3	0	1	2	0
	3	399	86	286	2	4	13	2	0	3	1	2
	4	422	116	275	9	6	9	2	0	3	0	2
	5	393	123	243	6	4	9	5	0	1	1	1
	6	289	85	182	4	5	8	1	0	2	0	2
	7	262	70	168	3	8	7	2	0	2	1	1
	8	417	114	265	2	10	12	5	0	7	1	1
	9	278	97	153	4	9	8	3	0	4	0	0
	10	467	84	325	11	4	28	8	0	3	0	4

PRESIDENT AND VICE PRESIDENT OF THE UNITED STATES  
DETAIL

LEGISLATIVE DISTRICT OR TOWN	ELECTION DISTRICT	TOTAL VOTERS	GEORGE W. BUSH AND DICK CHENEY	JOHN F. KERRY AND JOHN EDWARDS	RALPH NADER AND JAN D. PIERCE	GEORGE W. BUSH AND DICK CHENEY	JOHN F. KERRY AND JOHN EDWARDS	RALPH NADER AND PETER MIGUEL CAMEJO	ROGER CALERO AND ARRIN HAWKINS	MICHAEL BADNARIK AND RICHARD V. CAMPAGNA	SCATTER	BLANK AND VOID
			REP	DEM	IND	CON	WOR	PJ	SWP	LBT		
Leg. Dist. 24												
	11	311	115	176	4	7	6	0	0	0	1	2
	12	177	58	110	2	1	4	0	0	0	0	2
	13	391	91	270	3	2	19	4	1	0	0	1
	14	446	81	321	9	9	15	2	0	5	0	4
	15	464	110	309	8	3	22	5	1	1	0	5
	16	424	94	295	1	6	16	4	0	5	1	2
	17	131	50	74	0	1	0	0	0	0	0	6
Leg. Dist. 24		6,063	1,502	4,038	76	93	225	46	2	37	8	36
Leg. Dist. 25												
	1	427	73	328	8	5	7	1	0	3	0	2
	2	307	23	260	6	2	8	2	0	0	0	6
	3	420	46	351	9	4	5	1	0	0	0	4
	4	114	21	85	1	2	2	0	0	0	0	3
	5	305	25	268	5	2	4	0	0	0	0	1
	6	367	67	263	8	3	17	3	0	1	0	5
	7	333	27	283	7	2	8	0	0	0	0	6
	8	414	41	350	8	1	8	1	0	0	0	5
	9	191	15	167	2	1	4	0	0	0	0	2
	10	341	32	287	6	3	8	1	0	1	0	3
	11	284	27	242	3	2	5	0	1	0	0	4
	12	453	86	318	11	4	23	6	0	2	1	2
	13	290	17	256	5	2	7	1	0	0	0	2
	14/24	475	105	318	8	8	22	2	0	0	0	12
	15	255	22	210	6	2	10	0	1	0	0	4
	16	99	23	67	1	5	2	0	0	1	0	0
	17	181	16	158	5	1	1	0	0	0	0	0
	18	415	88	293	8	7	14	0	0	1	0	4
	19	27	4	19	0	1	2	0	1	0	0	0

PRESIDENT AND VICE PRESIDENT OF THE UNITED STATES  
DETAIL

LEGISLATIVE DISTRICT OR TOWN	ELECTION DISTRICT	TOTAL VOTERS	GEORGE W. BUSH AND DICK CHENEY	JOHN F. KERRY AND JOHN EDWARDS	RALPH NADER AND JAN D. PIERCE	GEORGE W. BUSH AND DICK CHENEY	JOHN F. KERRY AND JOHN EDWARDS	RALPH NADER AND PETER MIGUEL CAMEJO	ROGER CALERO AND ARRIN HAWKINS	MICHAEL BADNARIK AND RICHARD V. CAMPAGNA	SCATTER	BLANK AND VOID
			REP	DEM	IND	CON	WOR	PJ	SWP	LBT		
Leg. Dist. 25												
	20/25	416	108	291	8	4	2	2	0	0	0	1
	21	233	57	160	5	2	3	3	0	1	0	2
	22	246	42	189	3	2	6	1	0	1	0	2
	23/27-24	230	29	171	9	2	13	3	0	2	1	0
Leg. Dist. 25												
		6,823	994	5,334	132	67	181	27	3	13	2	70
Leg. Dist. 26												
	1	325	90	214	4	6	7	0	0	0	0	4
	2	158	56	92	0	2	5	1	0	0	1	1
	3	264	127	123	1	8	1	0	0	1	2	1
	4	310	151	129	5	15	10	0	0	0	0	0
	5	330	128	177	9	11	2	0	0	0	3	0
	7	366	138	206	6	9	5	0	0	0	0	2
	8	390	118	253	5	3	7	0	0	2	0	2
	9	376	125	207	7	17	11	3	0	5	0	1
	10	427	148	238	5	17	14	1	0	1	0	3
	11	380	171	182	4	11	6	0	0	2	1	3
	12	438	120	281	6	8	14	2	0	3	0	4
	13	29	7	20	1	0	0	0	0	0	1	0
	14	372	131	219	4	12	4	0	0	2	0	0
	15	361	96	231	9	12	7	1	1	2	1	1
	16	471	149	290	7	12	7	1	1	1	0	3
	17	0	0	0	0	0	0	0	0	0	0	0
Leg. Dist. 26												
		4,997	1,755	2,862	73	143	100	9	2	19	9	25
Leg. Dist. 27												
	1	436	93	317	8	8	7	0	0	2	0	1
	2	399	77	296	7	3	8	2	0	4	0	2
	3	408	73	298	8	8	12	5	0	0	2	2

PRESIDENT AND VICE PRESIDENT OF THE UNITED STATES  
DETAIL

LEGISLATIVE DISTRICT OR TOWN	ELECTION DISTRICT	TOTAL VOTERS	GEORGE W. BUSH AND DICK CHENEY	JOHN F. KERRY AND JOHN EDWARDS	RALPH NADER AND JAN D. PIERCE	GEORGE W. BUSH AND DICK CHENEY	JOHN F. KERRY AND JOHN EDWARDS	RALPH NADER AND PETER MIGUEL CAMEJO	ROGER CALERO AND ARRIN HAWKINS	MICHAEL BADNARIK AND RICHARD V. CAMPAGNA	SCATTER	BLANK AND VOID
			REP	DEM	IND	CON	WOR	PJ	SWP	LBT		
Leg. Dist. 27												
	4	463	96	333	7	9	12	1	1	1	0	3
	5	451	70	357	5	4	10	1	0	1	0	3
	6	417	72	322	6	9	6	0	0	0	0	2
	7	441	82	328	5	6	13	1	0	1	0	5
	8	450	77	359	3	2	5	0	0	1	0	3
	9	421	48	329	7	4	26	3	0	0	0	4
	10	393	83	278	3	7	13	4	0	2	1	2
	11	448	81	330	7	9	9	3	0	0	1	8
	12	352	60	270	5	5	7	0	0	0	1	4
	13	412	49	347	5	5	5	0	0	0	0	1
	14	304	35	254	4	5	2	1	0	1	0	2
	15	356	45	287	9	3	11	0	0	0	0	1
	16	422	59	326	6	6	18	3	0	0	0	4
	17	211	66	139	2	2	2	0	0	0	0	0
	18	313	45	249	8	4	5	1	0	0	0	1
	19	401	47	327	6	7	11	1	0	1	0	1
	20	260	29	214	5	1	7	0	1	0	0	3
	21	211	25	170	4	5	3	1	0	2	0	1
	22	419	52	330	7	4	18	0	1	1	0	6
	23	258	27	210	7	2	6	1	0	1	1	3
	27	351	109	221	4	4	9	2	0	0	0	2
	28	329	52	256	3	8	5	2	0	0	0	3
Leg. Dist. 27		9,326	1,552	7,147	141	130	230	32	3	18	6	67
Leg. Dist. 28												
	1	255	82	161	4	2	5	0	0	0	0	1
	2	323	119	181	7	9	6	0	0	0	0	1
	3	240	70	154	6	7	2	1	0	0	0	0
	4	426	130	262	9	12	9	2	0	0	0	2

PRESIDENT AND VICE PRESIDENT OF THE UNITED STATES  
DETAIL

LEGISLATIVE DISTRICT OR TOWN	ELECTION DISTRICT	TOTAL VOTERS	GEORGE W. BUSH AND DICK CHENEY	JOHN F. KERRY AND JOHN EDWARDS	RALPH NADER AND JAN D. PIERCE	GEORGE W. BUSH AND DICK CHENEY	JOHN F. KERRY AND JOHN EDWARDS	RALPH NADER AND PETER MIGUEL CAMEJO	ROGER CALERO AND ARRIN HAWKINS	MICHAEL BADNARIK AND RICHARD V. CAMPAGNA	SCATTER	BLANK AND VOID
			REP	DEM	IND	CON	WOR	PJ	SWP	LBT		
Leg. Dist. 28												
	5	210	105	91	4	5	2	1	0	0	0	2
	6	270	84	171	4	5	2	2	0	0	1	1
	7	446	154	264	5	6	13	1	0	0	0	3
	8	336	81	223	4	7	14	1	0	0	0	6
	9	210	74	122	5	4	2	1	0	0	0	2
	10	222	60	141	3	8	8	0	1	0	0	1
	11/25	380	125	229	2	6	12	0	0	0	0	6
	12	185	50	119	5	2	5	0	1	0	0	3
	13	326	98	206	3	5	10	0	0	0	0	4
	14	355	86	241	8	6	10	2	0	0	0	2
	15	160	36	107	7	3	4	0	0	0	0	3
	16	258	102	137	3	4	6	2	0	0	0	4
	17	126	32	88	2	1	3	0	0	0	0	0
	18	434	127	276	9	11	10	0	0	0	0	1
	19	17	0	15	1	0	0	0	0	0	0	1
	21	246	73	148	7	9	5	2	0	1	0	1
	22	193	46	136	4	2	3	1	0	0	0	1
	23	362	109	233	5	3	8	0	0	1	0	3
	24	67	10	53	1	1	1	0	0	0	0	1
Leg. Dist. 28		6,047	1,853	3,758	108	118	140	16	2	2	1	49
Leg. Dist. 29												
	1	48	11	34	0	3	0	0	0	0	0	0
	2	126	21	94	3	0	4	0	1	0	0	3
	3	255	59	187	2	3	3	1	0	0	0	0
	4	409	111	273	4	5	13	0	0	0	0	3
	5	396	116	252	5	10	9	1	0	0	1	2
	6	286	96	163	9	9	4	0	0	0	1	4
	7	45	9	34	1	0	1	0	0	0	0	0

PRESIDENT AND VICE PRESIDENT OF THE UNITED STATES  
DETAIL

LEGISLATIVE DISTRICT OR TOWN	ELECTION DISTRICT	TOTAL VOTERS	GEORGE W. BUSH AND DICK CHENEY	JOHN F. KERRY AND JOHN EDWARDS	RALPH NADER AND JAN D. PIERCE	GEORGE W. BUSH AND DICK CHENEY	JOHN F. KERRY AND JOHN EDWARDS	RALPH NADER AND PETER MIGUEL CAMEJO	ROGER CALERO AND ARRIN HAWKINS	MICHAEL BADNARIK AND RICHARD V. CAMPAGNA	SCATTER	BLANK AND VOID
			REP	DEM	IND	CON	WOR	PJ	SWP	LBT		
Leg. Dist. 29												
	8	358	120	209	6	1	9	0	0	1	0	12
	9	292	94	175	7	5	4	3	0	0	0	4
	10	370	88	257	7	6	8	2	0	0	0	2
	11	269	85	165	3	6	6	0	0	1	0	3
	12	330	87	225	4	9	4	0	0	0	0	1
	13	325	48	255	8	3	4	1	0	0	0	6
	14	294	84	188	3	8	8	1	0	0	0	2
	15	275	65	180	10	6	8	0	0	0	0	6
	16	137	30	94	5	0	6	0	0	0	0	2
	18	305	115	165	6	12	6	0	0	0	0	1
	19	318	86	227	2	3	0	0	0	0	0	0
	20	477	83	366	6	5	10	2	1	0	1	3
	21	398	106	261	9	8	7	0	0	1	2	4
	22	171	32	125	5	2	2	2	0	0	0	3
	23	284	72	185	6	7	5	1	0	0	1	7
	24	458	137	274	17	10	13	0	0	0	0	7
	25	292	95	174	8	6	2	2	0	0	1	4
	26	251	37	198	7	3	4	1	0	1	0	0
	27	129	28	96	3	1	1	0	0	0	0	0
Leg. Dist. 29		7,298	1,915	4,856	146	131	141	17	2	4	7	79
CITY		69,682	16,983	47,629	1,087	1,192	1,782	244	24	177	58	506
Brighton												
	1	509	168	314	4	7	11	1	0	3	0	1
	2	337	121	188	5	2	10	3	2	4	1	1
	3	390	157	211	7	4	6	0	0	1	0	4
	4	443	120	299	4	2	14	1	0	1	1	1
	5	444	119	300	5	2	12	0	0	2	3	1

PRESIDENT AND VICE PRESIDENT OF THE UNITED STATES  
DETAIL

LEGISLATIVE DISTRICT OR TOWN	ELECTION DISTRICT	TOTAL VOTERS	GEORGE W. BUSH AND DICK CHENEY	JOHN F. KERRY AND JOHN EDWARDS	RALPH NADER AND JAN D. PIERCE	GEORGE W. BUSH AND DICK CHENEY	JOHN F. KERRY AND JOHN EDWARDS	RALPH NADER AND PETER MIGUEL CAMEJO	ROGER CALERO AND ARRIN HAWKINS	MICHAEL BADNARIK AND RICHARD V. CAMPAGNA	SCATTER	BLANK AND VOID
			REP	DEM	IND	CON	WOR	PJ	SWP	LBT		
Brighton	6	621	239	349	4	12	12	3	0	2	0	0
	7	429	152	248	9	9	8	3	0	0	0	0
	8	450	215	213	5	8	4	1	0	3	0	1
	9	380	121	240	4	3	6	0	0	4	0	2
	10	474	152	295	4	6	12	1	0	2	1	1
	11	532	173	324	4	9	16	3	0	1	0	2
	12	552	168	359	7	5	9	2	0	0	0	2
	13	353	122	207	0	7	10	1	0	0	3	3
	14	371	108	245	5	0	8	2	0	1	0	2
	15	370	155	192	7	10	5	1	0	0	0	0
	16	328	174	144	3	5	1	0	0	1	0	0
	17	254	52	190	6	0	1	0	0	0	0	5
	18	422	137	267	2	2	11	0	0	2	1	0
	19	291	84	186	2	7	7	3	1	1	0	0
	20	378	117	235	6	6	9	1	0	1	0	3
	21	384	102	256	5	6	12	1	0	0	0	2
	22	485	156	308	3	7	6	3	0	0	0	2
	23	376	116	241	4	5	9	0	0	1	0	0
	24	344	122	188	7	13	7	1	0	1	1	4
	25	350	99	229	4	3	12	0	0	3	0	0
	26	393	164	194	8	10	9	2	0	5	0	1
	27	372	129	223	6	5	7	1	0	0	0	1
	28	573	206	339	9	8	6	1	0	2	0	2
	29	325	147	158	5	8	2	0	0	1	0	4
	30	735	252	439	6	10	9	2	0	1	1	15
	31	373	116	243	4	5	3	0	0	0	0	2
	32	478	156	298	5	4	5	2	0	2	1	5
	33	506	191	290	4	8	10	0	0	0	0	3
	34	417	156	231	8	13	7	0	0	1	0	1

PRESIDENT AND VICE PRESIDENT OF THE UNITED STATES  
DETAIL

LEGISLATIVE DISTRICT OR TOWN	ELECTION DISTRICT	TOTAL VOTERS	GEORGE W. BUSH AND DICK CHENEY	JOHN F. KERRY AND JOHN EDWARDS	RALPH NADER AND JAN D. PIERCE	GEORGE W. BUSH AND DICK CHENEY	JOHN F. KERRY AND JOHN EDWARDS	RALPH NADER AND PETER MIGUEL CAMEJO	ROGER CALERO AND ARRIN HAWKINS	MICHAEL BADNARIK AND RICHARD V. CAMPAGNA	SCATTER	BLANK AND VOID
			REP	DEM	IND	CON	WOR	PJ	SWP	LBT		
Brighton												
	35	409	114	277	3	4	7	2	0	0	0	2
	36	451	156	266	8	5	7	2	1	4	0	2
	37	512	156	340	2	4	7	0	0	2	0	1
	38	547	188	335	4	6	9	1	0	2	0	2
	39	368	132	211	4	9	9	3	0	0	0	0
	40	693	232	437	5	2	11	1	0	1	1	3
	41	508	160	319	8	10	6	0	0	2	0	3
	42	141	41	90	3	4	3	0	0	0	0	0
	43	497	182	287	6	11	5	3	0	1	0	2
	44	270	93	165	3	5	1	1	0	1	0	1
	45	308	118	169	3	9	6	0	0	1	0	2
	46	207	56	143	1	4	2	0	0	0	0	1
Brighton		19,350	6,594	11,682	221	284	349	52	4	60	14	90
Chili												
	1	387	228	139	3	14	3	0	0	0	0	0
	2	532	289	194	7	28	9	1	0	1	1	2
	3	588	289	254	9	19	11	3	0	1	0	2
	4	385	226	133	6	12	5	1	0	2	0	0
	5	412	219	162	6	16	6	1	0	1	1	0
	6	466	246	175	6	16	14	3	0	5	0	1
	7	269	132	114	5	9	6	0	0	1	0	2
	8	426	248	143	4	20	6	0	0	2	0	3
	9	395	205	163	5	14	4	1	1	2	0	0
	10	379	253	89	4	26	7	0	0	0	0	0
	11	570	298	241	4	19	6	1	0	0	0	1
	12	724	383	294	1	26	14	0	0	3	1	2
	13	668	394	239	5	17	8	2	0	1	0	2
	14	478	253	191	1	31	0	1	0	0	0	1





PRESIDENT AND VICE PRESIDENT OF THE UNITED STATES  
DETAIL

LEGISLATIVE DISTRICT OR TOWN	ELECTION DISTRICT	TOTAL VOTERS	GEORGE W. BUSH AND DICK CHENEY	JOHN F. KERRY AND JOHN EDWARDS	RALPH NADER AND JAN D. PIERCE	GEORGE W. BUSH AND DICK CHENEY	JOHN F. KERRY AND JOHN EDWARDS	RALPH NADER AND PETER MIGUEL CAMEJO	ROGER CALERO AND ARRIN HAWKINS	MICHAEL BADNARIK AND RICHARD V. CAMPAGNA	SCATTER	BLANK AND VOID
			REP	DEM	IND	CON	WOR	PJ	SWP	LBT		
East Rochester												
	1	533	229	274	5	12	7	1	1	0	0	4
	2	443	186	218	7	15	12	1	0	1	0	3
	3	445	190	227	9	9	6	0	0	0	0	4
	4	408	182	198	10	13	2	0	0	1	0	2
	5	382	176	175	3	16	7	1	1	1	0	2
	6	366	161	183	5	7	5	0	0	2	0	3
	7	448	213	197	7	15	12	1	0	0	0	3
East Rochester		3,025	1,337	1,472	46	87	51	4	2	5	0	21
Gates												
	1	309	143	136	3	23	4	0	0	0	0	0
	2	390	177	178	3	15	14	0	0	0	0	3
	3	330	144	165	5	7	7	2	0	0	0	0
	4	425	192	201	9	18	5	0	0	0	0	0
	5	486	252	207	7	12	4	2	0	0	0	2
	6	469	223	215	7	14	5	0	0	1	0	4
	7	646	336	268	3	27	9	0	0	1	0	2
	8	333	174	141	5	8	4	0	0	0	0	1
	9	489	233	208	13	15	9	0	1	3	0	7
	10	219	109	95	3	5	5	0	0	0	0	2
	11	319	158	138	3	11	5	0	0	0	0	4
	12	281	138	134	0	3	4	0	0	0	0	2
	13	461	221	211	6	15	3	0	1	1	0	3
	14	321	162	146	4	3	3	1	0	0	0	2
	15	551	274	224	13	27	8	1	0	3	0	1
	16	341	139	179	3	16	2	2	0	0	0	0
	17	385	193	170	4	11	5	1	1	0	0	0
	18	463	254	177	6	18	5	0	0	0	0	3
	19	416	200	185	6	17	7	0	0	0	0	1

PRESIDENT AND VICE PRESIDENT OF THE UNITED STATES  
DETAIL

LEGISLATIVE DISTRICT OR TOWN	ELECTION DISTRICT	TOTAL VOTERS	GEORGE W. BUSH AND DICK CHENEY	JOHN F. KERRY AND JOHN EDWARDS	RALPH NADER AND JAN D. PIERCE	GEORGE W. BUSH AND DICK CHENEY	JOHN F. KERRY AND JOHN EDWARDS	RALPH NADER AND PETER MIGUEL CAMEJO	ROGER CALERO AND ARRIN HAWKINS	MICHAEL BADNARIK AND RICHARD V. CAMPAGNA	SCATTER	BLANK AND VOID
			REP	DEM	IND	CON	WOR	PJ	SWP	LBT		
Gates												
	20	406	182	184	8	18	10	0	1	2	0	1
	21	391	183	189	3	8	5	0	0	0	0	3
	22	345	181	135	2	19	4	2	0	1	0	1
	23	399	189	171	12	20	4	0	0	0	0	3
	24	543	267	237	10	16	3	1	0	0	1	8
	25	388	173	195	5	10	3	0	0	0	0	2
	26	499	244	216	9	20	6	1	0	1	0	2
	27	496	218	248	3	18	7	1	0	0	0	1
	28	358	179	159	5	4	4	1	0	0	0	6
	29	412	169	201	8	18	10	3	0	0	0	3
	30	251	109	121	5	9	5	1	0	0	0	1
	31	327	149	166	1	4	5	0	0	0	0	2
	32	459	228	199	5	12	9	0	0	1	1	4
	33	216	113	89	3	7	1	0	1	0	0	2
	34	358	180	160	6	9	3	0	0	0	0	0
	35	299	138	144	4	6	4	2	0	0	0	1
Gates		13,781	6,624	6,192	192	463	191	21	5	14	2	77
Greece												
	1	395	188	163	9	26	6	0	0	1	0	2
	2	450	246	170	7	21	5	0	0	0	0	1
	3	441	237	178	4	15	5	1	0	0	0	1
	4	343	183	137	5	17	1	0	0	0	0	0
	5	326	176	131	3	8	6	0	0	0	0	2
	6	360	182	139	5	22	9	0	0	2	0	1
	7	478	241	212	8	9	2	2	0	1	0	3
	8	454	227	193	7	14	4	4	0	2	0	3
	9	397	199	171	2	16	8	0	0	0	0	1
	10	377	185	163	7	12	9	0	0	0	1	0

PRESIDENT AND VICE PRESIDENT OF THE UNITED STATES  
DETAIL

LEGISLATIVE DISTRICT OR TOWN	ELECTION DISTRICT	TOTAL VOTERS	GEORGE W. BUSH AND DICK CHENEY	JOHN F. KERRY AND JOHN EDWARDS	RALPH NADER AND JAN D. PIERCE	GEORGE W. BUSH AND DICK CHENEY	JOHN F. KERRY AND JOHN EDWARDS	RALPH NADER AND PETER MIGUEL CAMEJO	ROGER CALERO AND ARRIN HAWKINS	MICHAEL BADNARIK AND RICHARD V. CAMPAGNA	SCATTER	BLANK AND VOID
			REP	DEM	IND	CON	WOR	PJ	SWP	LBT		
Greece												
	11	271	124	132	4	8	1	1	0	0	0	1
	12	279	149	113	0	9	4	0	1	1	0	2
	13	369	162	182	4	17	2	0	0	0	0	2
	14	337	182	124	3	15	9	0	0	0	2	2
	15	366	182	160	2	18	2	1	0	0	0	1
	16	280	145	118	3	8	3	0	1	0	0	2
	17	512	300	171	5	27	3	1	0	1	1	3
	18	484	247	207	4	16	7	0	0	1	0	2
	19	376	177	163	8	9	12	0	0	2	0	5
	20	426	212	175	6	18	10	1	1	0	2	1
	21	391	183	167	4	23	5	2	0	1	0	6
	22	332	174	130	5	12	7	0	0	2	1	1
	23	604	266	292	8	20	11	0	0	0	0	7
	24	802	441	308	7	31	9	0	0	1	1	4
	25	457	221	182	10	24	18	0	0	0	0	2
	26	399	193	187	4	10	2	1	0	0	0	2
	27	733	387	295	6	23	18	0	0	0	2	2
	28	549	306	200	9	23	8	1	0	0	1	1
	29	447	223	189	3	17	11	1	0	0	0	3
	30	311	162	129	2	14	3	0	0	0	0	1
	31	367	182	162	1	8	9	0	0	1	2	2
	32	473	229	205	2	15	17	2	0	1	0	2
	33	701	387	270	4	32	4	0	0	1	1	2
	34	448	238	181	7	14	7	0	0	1	0	0
	35	381	199	145	6	22	7	0	0	0	1	1
	36	512	280	198	9	14	3	1	0	3	0	4
	37	317	155	131	3	26	2	0	0	0	0	0
	38	550	294	211	7	25	13	0	0	0	0	0
	39	290	139	133	3	12	3	0	0	0	0	0

PRESIDENT AND VICE PRESIDENT OF THE UNITED STATES  
DETAIL

LEGISLATIVE DISTRICT OR TOWN	ELECTION DISTRICT	TOTAL VOTERS	GEORGE W. BUSH AND DICK CHENEY	JOHN F. KERRY AND JOHN EDWARDS	RALPH NADER AND JAN D. PIERCE	GEORGE W. BUSH AND DICK CHENEY	JOHN F. KERRY AND JOHN EDWARDS	RALPH NADER AND PETER MIGUEL CAMEJO	ROGER CALERO AND ARRIN HAWKINS	MICHAEL BADNARIK AND RICHARD V. CAMPAGNA	SCATTER	BLANK AND VOID
			REP	DEM	IND	CON	WOR	PJ	SWP	LBT		
Greece												
	40	367	182	153	9	12	6	1	1	0	0	3
	41	470	236	204	5	16	5	0	0	0	2	2
	42	413	198	188	4	15	7	0	0	0	0	1
	43	665	398	217	4	36	7	0	0	2	0	1
	44	589	334	221	5	15	9	0	0	1	0	4
	45	624	370	209	4	29	9	3	0	0	0	0
	46	313	154	131	5	10	9	1	0	2	1	0
	47	446	229	181	2	22	8	0	0	1	1	2
	48	362	179	161	8	9	4	1	0	0	0	0
	49	358	190	138	5	16	4	0	0	0	0	5
	50	452	228	185	4	20	10	2	0	1	0	2
	51	276	134	122	3	8	3	3	0	1	1	1
	52	571	313	218	5	20	10	0	0	3	0	2
	53	406	170	210	4	9	12	1	0	0	0	0
	54	483	262	184	5	20	8	2	0	1	0	1
	55	375	207	147	3	13	2	0	0	2	1	0
	56	535	289	215	9	13	7	0	1	0	1	0
	57	548	301	217	1	19	5	1	0	1	0	3
	58	567	300	230	6	21	6	3	0	1	0	0
	59	453	180	246	7	8	7	1	0	1	1	2
	60	409	192	188	8	11	7	0	0	1	0	2
	61	429	205	189	4	18	8	1	0	1	0	3
	62	579	293	258	5	17	3	1	0	0	0	2
	63	480	222	231	1	19	3	1	0	1	0	2
	64	394	206	162	6	13	2	2	0	2	0	1
	65	444	234	186	4	7	5	2	0	0	0	6
	66	309	123	170	4	8	3	0	0	0	0	1
	67	372	215	138	2	10	3	0	0	2	0	2
	68	494	272	183	7	26	1	2	0	2	0	1

PRESIDENT AND VICE PRESIDENT OF THE UNITED STATES  
DETAIL

LEGISLATIVE DISTRICT OR TOWN	ELECTION DISTRICT	TOTAL VOTERS	GEORGE W. BUSH AND DICK CHENEY	JOHN F. KERRY AND JOHN EDWARDS	RALPH NADER AND JAN D. PIERCE	GEORGE W. BUSH AND DICK CHENEY	JOHN F. KERRY AND JOHN EDWARDS	RALPH NADER AND PETER MIGUEL CAMEJO	ROGER CALERO AND ARRIN HAWKINS	MICHAEL BADNARIK AND RICHARD V. CAMPAGNA	SCATTER	BLANK AND VOID
			REP	DEM	IND	CON	WOR	PJ	SWP	LBT		
Greece												
	69	307	178	115	1	10	3	0	0	0	0	0
	70	515	285	199	1	18	9	2	0	1	0	0
	71	545	286	222	4	20	7	3	0	0	2	1
	72	528	300	193	7	22	3	0	0	2	1	0
	73	302	157	125	3	11	5	0	0	0	0	1
	74	417	170	221	5	10	8	0	0	1	0	2
	75	388	203	161	8	9	4	0	0	1	1	1
	76	333	187	118	3	16	4	2	0	0	1	2
	77	490	237	213	7	23	6	0	0	0	1	3
	78	350	202	128	2	12	5	0	0	0	0	1
	79	597	354	202	4	23	9	2	0	1	0	2
	80	544	302	205	4	21	8	1	0	2	0	1
	81	312	168	128	3	11	1	0	0	0	0	1
	82	438	200	211	4	14	5	1	0	2	0	1
	83	367	166	175	5	12	5	1	0	0	0	3
	84	533	279	225	6	18	5	0	0	0	0	0
	85	584	316	213	12	33	6	0	0	0	0	4
	86	567	313	219	9	23	1	0	0	1	0	1
	87	391	202	166	3	15	3	0	0	0	0	2
	88	467	238	196	5	19	4	1	0	3	0	1
	89	393	215	154	4	11	6	2	0	0	0	1
	90	526	295	186	12	24	9	0	0	0	0	0
	91	717	410	256	7	26	12	2	0	1	0	3
	92	779	372	355	12	16	12	4	0	3	0	5
	93	584	235	305	11	20	7	2	0	2	0	2
	94	435	250	153	10	14	7	1	0	0	0	0
	95	410	197	188	9	11	2	0	0	0	0	3
	96	527	283	212	10	16	0	1	0	1	1	3
	97	631	369	217	6	36	2	0	0	0	0	1

PRESIDENT AND VICE PRESIDENT OF THE UNITED STATES  
DETAIL

LEGISLATIVE DISTRICT OR TOWN	ELECTION DISTRICT	TOTAL VOTERS	GEORGE W. BUSH AND DICK CHENEY	JOHN F. KERRY AND JOHN EDWARDS	RALPH NADER AND JAN D. PIERCE	GEORGE W. BUSH AND DICK CHENEY	JOHN F. KERRY AND JOHN EDWARDS	RALPH NADER AND PETER MIGUEL CAMEJO	ROGER CALERO AND ARRIN HAWKINS	MICHAEL BADNARIK AND RICHARD V. CAMPAGNA	SCATTER	BLANK AND VOID
			REP	DEM	IND	CON	WOR	PJ	SWP	LBT		
Greece												
	98	595	308	237	13	18	17	1	0	1	0	0
	99	502	303	171	7	14	7	0	0	0	0	0
	100	554	302	215	4	22	8	1	0	1	0	1
	101	336	196	113	6	13	6	0	0	0	0	2
	102	658	355	249	6	30	12	3	0	1	0	2
	103	555	315	198	3	30	5	1	0	1	1	1
	104	554	290	233	7	11	12	0	0	1	0	0
	105	353	212	127	2	6	3	2	0	0	0	1
	106	423	237	157	3	15	6	1	0	1	0	3
Greece		48,475	25,306	19,760	563	1,803	672	81	5	75	31	179
Hamlin												
	1	444	220	189	3	23	4	1	0	2	1	1
	2	490	310	148	4	20	7	0	0	0	1	0
	3	345	211	104	6	16	6	2	0	0	0	0
	4	333	226	88	2	13	2	0	0	1	0	1
	5	424	268	126	2	20	7	1	0	0	0	0
	6	306	184	102	3	11	3	2	0	0	0	1
	7	559	334	186	6	15	8	4	1	1	2	2
	8	359	207	122	5	18	4	2	0	0	0	1
	9	293	176	98	2	11	3	1	0	0	2	0
	10	505	338	137	4	19	4	2	0	0	1	0
	11	86	48	29	3	4	2	0	0	0	0	0
Hamlin		4,144	2,522	1,329	40	170	50	15	1	4	7	6
Henrietta												
	1	580	306	232	2	19	12	2	0	3	2	2
	2	435	229	173	7	17	7	0	0	1	0	1
	3	395	134	238	5	7	3	2	0	4	0	2

PRESIDENT AND VICE PRESIDENT OF THE UNITED STATES  
DETAIL

LEGISLATIVE DISTRICT OR TOWN	ELECTION DISTRICT	TOTAL VOTERS	GEORGE W. BUSH AND DICK CHENEY	JOHN F. KERRY AND JOHN EDWARDS	RALPH NADER AND JAN D. PIERCE	GEORGE W. BUSH AND DICK CHENEY	JOHN F. KERRY AND JOHN EDWARDS	RALPH NADER AND PETER MIGUEL CAMEJO	ROGER CALERO AND ARRIN HAWKINS	MICHAEL BADNARIK AND RICHARD V. CAMPAGNA	SCATTER	BLANK AND VOID
			REP	DEM	IND	CON	WOR	PJ	SWP	LBT		
Henrietta	4	414	138	254	7	8	4	0	0	1	0	2
	5	469	234	209	6	10	6	0	0	0	1	3
	6	460	206	219	3	22	9	0	0	0	0	1
	7	382	189	168	3	11	8	3	0	0	0	0
	8	443	213	204	2	11	9	1	0	2	0	1
	9	399	148	220	4	17	8	0	0	0	0	2
	10	454	215	195	8	22	7	5	0	1	0	1
	11	449	193	223	6	16	7	1	0	1	1	1
	12	436	203	201	3	20	2	2	0	1	1	3
	13	558	259	261	9	20	8	0	0	0	0	1
	14	381	175	177	4	15	8	2	0	0	0	0
	15	494	203	234	13	24	15	1	0	0	0	4
	16	349	163	155	3	5	16	0	1	0	4	2
	17	498	226	245	4	13	6	1	0	2	0	1
	18	525	237	258	5	15	7	0	0	0	2	1
	19	428	215	182	2	25	2	0	0	1	1	0
	20	320	156	142	3	14	2	0	0	0	0	3
	21	348	145	175	7	10	6	0	0	1	3	1
	22	602	288	284	9	15	6	0	0	0	0	0
	23	464	199	226	10	13	10	1	0	3	1	1
	24	480	208	242	6	14	6	0	0	3	0	1
	25	420	225	169	5	16	2	0	0	1	0	2
	26	755	360	339	3	41	9	0	0	0	1	2
	27	650	341	265	9	21	8	0	0	3	2	1
	28	522	241	251	9	14	5	1	0	1	0	0
	29	617	290	291	6	10	14	0	0	3	1	2
	30	846	356	435	7	28	14	0	0	4	0	2
	31	331	123	186	2	13	4	0	0	3	0	0
	32	519	230	267	6	8	6	0	0	1	0	1



PRESIDENT AND VICE PRESIDENT OF THE UNITED STATES  
DETAIL

LEGISLATIVE DISTRICT OR TOWN	ELECTION DISTRICT	TOTAL VOTERS	GEORGE W. BUSH AND DICK CHENEY	JOHN F. KERRY AND JOHN EDWARDS	RALPH NADER AND JAN D. PIERCE	GEORGE W. BUSH AND DICK CHENEY	JOHN F. KERRY AND JOHN EDWARDS	RALPH NADER AND PETER MIGUEL CAMEJO	ROGER CALERO AND ARRIN HAWKINS	MICHAEL BADNARIK AND RICHARD V. CAMPAGNA	SCATTER	BLANK AND VOID
			REP	DEM	IND	CON	WOR	PJ	SWP	LBT		
Henrietta												
	33	366	187	155	4	12	6	1	0	0	1	0
	34	309	142	150	6	7	2	0	0	1	0	1
	35	561	269	258	5	13	12	0	0	2	1	1
Henrietta		16,659	7,646	7,883	193	546	256	23	1	43	22	46
Irondequoit												
	1	527	229	268	6	13	8	1	0	0	0	2
	2	356	175	161	5	11	2	1	0	0	0	1
	3	524	217	254	9	17	12	2	0	1	0	12
	4	408	196	186	4	12	4	3	0	0	0	3
	5	438	161	236	11	9	14	2	0	0	0	5
	6	596	237	319	9	10	13	2	0	2	0	4
	7	558	264	250	7	23	8	2	0	0	0	4
	8	484	236	201	6	25	10	3	0	0	1	2
	9	474	246	197	7	17	4	1	0	0	0	2
	10	430	218	189	3	10	4	2	0	1	2	1
	11	272	141	113	4	8	4	0	0	1	1	0
	12	379	140	209	6	11	11	1	0	0	1	0
	13	577	216	325	7	14	10	0	0	1	1	3
	14	517	230	251	8	16	9	0	0	2	1	0
	15	510	260	212	2	21	12	1	0	1	1	0
	16	523	244	252	4	11	8	0	1	2	1	0
	17	300	135	149	3	5	2	0	0	1	0	5
	18/71/72	669	295	321	14	20	11	3	0	2	0	3
	19	516	179	313	6	12	3	1	0	0	0	2
	20	370	182	159	13	12	2	0	0	0	0	2
	21	443	176	249	5	5	4	1	0	0	0	3
	22	459	211	202	11	24	6	2	0	2	0	1
	23	392	161	213	6	5	2	0	0	2	1	2

PRESIDENT AND VICE PRESIDENT OF THE UNITED STATES  
DETAIL

LEGISLATIVE DISTRICT OR TOWN	ELECTION DISTRICT	TOTAL VOTERS	GEORGE W. BUSH AND DICK CHENEY	JOHN F. KERRY AND JOHN EDWARDS	RALPH NADER AND JAN D. PIERCE	GEORGE W. BUSH AND DICK CHENEY	JOHN F. KERRY AND JOHN EDWARDS	RALPH NADER AND PETER MIGUEL CAMEJO	ROGER CALERO AND ARRIN HAWKINS	MICHAEL BADNARIK AND RICHARD V. CAMPAGNA	SCATTER	BLANK AND VOID
			REP	DEM	IND	CON	WOR	PJ	SWP	LBT		
Irondequoit	24	407	164	218	0	13	9	0	0	0	0	3
	25	447	201	221	5	15	2	3	0	0	0	0
	26	329	157	162	2	3	0	0	0	2	0	3
	27	265	118	123	2	11	4	1	0	4	0	2
	28	354	178	140	8	17	5	0	0	2	2	2
	29	396	177	200	4	7	4	1	1	0	1	1
	30	388	175	176	14	15	5	0	0	1	0	2
	31	412	162	232	3	7	4	1	1	0	0	2
	32	460	221	216	6	11	4	0	0	0	1	1
	33	326	143	158	6	9	5	1	0	2	0	2
	34	633	322	273	10	13	10	0	1	2	0	2
	35	314	137	164	0	8	5	0	0	0	0	0
	36	329	105	212	6	3	3	0	0	0	0	0
	37	356	164	168	6	10	4	1	0	0	0	3
	38	317	120	173	8	7	6	1	0	0	0	2
	39	270	115	141	3	4	3	0	0	0	0	4
	40	266	126	125	5	4	3	1	0	2	0	0
	41	443	194	221	10	8	7	0	0	0	0	3
	42	424	207	182	7	18	5	1	0	0	1	3
	43	345	155	159	3	12	9	1	0	2	1	3
	44	709	330	327	9	20	11	2	0	1	0	9
	45	344	145	176	10	8	4	0	0	0	0	1
	46	456	219	211	6	10	7	0	0	2	0	1
	47	168	73	83	3	7	1	0	0	0	1	0
	48	407	203	176	5	12	5	1	0	1	2	2
	49	383	176	174	7	13	6	1	0	0	0	6
	50	336	132	183	11	5	3	1	0	0	0	1
	51	500	248	224	8	7	9	1	0	0	0	3
	52	514	207	271	13	9	6	1	0	3	0	4

PRESIDENT AND VICE PRESIDENT OF THE UNITED STATES  
DETAIL

LEGISLATIVE DISTRICT OR TOWN	ELECTION DISTRICT	TOTAL VOTERS	GEORGE W. BUSH AND DICK CHENEY	JOHN F. KERRY AND JOHN EDWARDS	RALPH NADER AND JAN D. PIERCE	GEORGE W. BUSH AND DICK CHENEY	JOHN F. KERRY AND JOHN EDWARDS	RALPH NADER AND PETER MIGUEL CAMEJO	ROGER CALERO AND ARRIN HAWKINS	MICHAEL BADNARIK AND RICHARD V. CAMPAGNA	SCATTER	BLANK AND VOID
			REP	DEM	IND	CON	WOR	PJ	SWP	LBT		
Irondequoit												
	53	378	180	175	8	9	6	0	0	0	0	0
	54	162	66	86	2	6	1	0	0	0	0	1
	55	486	208	245	8	10	8	3	0	0	1	3
	56	380	168	193	2	11	3	1	0	0	1	1
	57	606	288	286	11	14	4	1	0	1	0	1
	58	474	202	235	6	16	9	1	0	2	1	2
	59	389	187	176	6	16	3	1	0	0	0	0
	60	451	195	223	5	22	3	1	0	2	0	0
	61	532	242	253	5	21	4	3	0	1	1	2
	62	441	210	197	5	18	7	0	0	0	0	4
	63	328	166	144	5	7	3	0	0	0	0	3
	64	245	117	114	0	9	2	0	0	1	0	2
	65	282	124	147	3	6	2	0	0	0	0	0
	66	248	78	156	2	5	3	0	0	0	1	3
	67	355	158	167	8	16	5	0	0	1	0	0
	68	444	192	222	6	10	8	0	0	0	0	6
	69	228	69	147	4	3	4	0	0	0	0	1
	70	132	47	70	3	4	5	0	1	1	0	1
Irondequoit		28,581	12,720	13,954	425	800	392	58	5	51	24	152
Mendon												
	1	705	396	264	9	22	7	2	0	2	0	3
	2	559	266	253	7	18	9	2	0	1	0	3
	3	674	374	252	8	27	6	2	0	2	0	3
	4	541	254	251	5	8	9	3	0	5	1	5
	5	646	371	241	4	22	5	0	1	2	0	0
	6	570	310	214	6	22	12	1	0	3	0	2
	7	675	411	230	6	20	1	0	0	4	1	2
	8	292	142	127	3	15	4	0	0	0	0	1

PRESIDENT AND VICE PRESIDENT OF THE UNITED STATES  
DETAIL

LEGISLATIVE DISTRICT OR TOWN	ELECTION DISTRICT	TOTAL VOTERS	GEORGE W. BUSH AND DICK CHENEY	JOHN F. KERRY AND JOHN EDWARDS	RALPH NADER AND JAN D. PIERCE	GEORGE W. BUSH AND DICK CHENEY	JOHN F. KERRY AND JOHN EDWARDS	RALPH NADER AND PETER MIGUEL CAMEJO	ROGER CALERO AND ARRIN HAWKINS	MICHAEL BADNARIK AND RICHARD V. CAMPAGNA	SCATTER	BLANK AND VOID
			REP	DEM	IND	CON	WOR	PJ	SWP	LBT		
Mendon	9	535	299	194	6	23	4	1	1	3	0	4
Mendon		5,197	2,823	2,026	54	177	57	11	2	22	2	23
Ogden	1	467	250	180	3	24	5	2	0	2	0	1
	2	502	280	179	6	24	7	0	1	3	0	2
	3	628	366	226	11	20	4	0	0	0	0	1
	4	472	275	155	7	25	7	0	0	1	1	1
	5	493	293	156	5	28	6	1	0	1	0	3
	6	611	338	227	11	23	10	1	0	0	0	1
	7	286	164	99	3	18	1	0	0	1	0	0
	8	494	276	185	6	22	1	0	0	1	0	3
	9	472	264	173	7	18	7	0	0	1	0	2
	10	462	268	164	4	23	3	0	0	0	0	0
	11	467	287	146	2	28	4	0	0	0	0	0
	12	563	323	189	12	31	4	1	0	1	0	2
	13	505	252	214	5	20	10	1	0	1	0	2
	14	472	260	167	8	28	7	0	0	2	0	0
	15	605	345	215	5	28	9	1	0	1	0	1
	16	316	226	68	2	17	3	0	0	0	0	0
	17	415	249	134	5	18	4	1	0	3	0	1
	18	591	313	235	8	21	13	0	0	0	0	1
	19	523	293	179	8	32	6	2	0	1	0	2
	20	588	378	167	1	32	7	0	0	2	0	1
Ogden		9,932	5,700	3,458	119	480	118	10	1	21	1	24
Parma	1	556	313	202	6	23	7	1	1	1	0	2
	2	656	371	231	7	33	9	3	0	1	0	1

PRESIDENT AND VICE PRESIDENT OF THE UNITED STATES  
DETAIL

LEGISLATIVE DISTRICT OR TOWN	ELECTION DISTRICT	TOTAL VOTERS	GEORGE W. BUSH AND DICK CHENEY	JOHN F. KERRY AND JOHN EDWARDS	RALPH NADER AND JAN D. PIERCE	GEORGE W. BUSH AND DICK CHENEY	JOHN F. KERRY AND JOHN EDWARDS	RALPH NADER AND PETER MIGUEL CAMEJO	ROGER CALERO AND ARRIN HAWKINS	MICHAEL BADNARIK AND RICHARD V. CAMPAGNA	SCATTER	BLANK AND VOID
			REP	DEM	IND	CON	WOR	PJ	SWP	LBT		
Parma												
	3	459	279	144	4	21	8	2	0	1	0	0
	4	506	301	155	8	28	7	0	0	3	2	2
	5	384	226	122	4	21	7	2	0	1	0	1
	6	253	164	74	2	10	1	1	0	0	0	1
	7	496	297	155	7	23	11	0	0	2	0	1
	8	536	288	211	6	24	5	0	0	2	0	0
	9	555	310	202	11	22	3	1	0	1	3	2
	10	526	332	139	6	36	9	0	0	2	0	2
	11	530	304	187	6	23	5	1	0	1	1	2
	12	571	306	220	17	15	6	0	1	1	0	5
	13	699	412	233	10	28	13	0	0	1	1	1
	14	502	293	170	2	24	6	1	0	2	1	3
	15	508	304	161	6	27	8	2	0	0	0	0
Parma		7,737	4,500	2,606	102	358	105	14	2	19	8	23
Penfield												
	1	238	97	123	0	13	4	0	0	1	0	0
	2	531	238	256	4	13	13	0	0	4	0	3
	3	370	215	129	8	13	4	1	0	0	0	0
	4	682	418	213	7	29	12	1	0	1	0	1
	5	494	232	241	1	9	4	0	0	2	0	5
	6	465	275	158	1	19	4	0	0	3	1	4
	7	452	221	196	3	21	7	0	0	2	1	1
	8	476	219	228	5	10	7	2	0	3	0	2
	9	600	274	295	8	12	3	2	0	1	0	5
	10	421	188	196	6	16	4	2	0	0	0	9
	11	333	161	154	5	8	2	1	0	1	0	1
	12	547	298	218	6	16	5	0	0	2	0	2
	13	622	263	314	12	23	6	0	0	2	1	1

PRESIDENT AND VICE PRESIDENT OF THE UNITED STATES  
DETAIL

LEGISLATIVE DISTRICT OR TOWN	ELECTION DISTRICT	TOTAL VOTERS	GEORGE W. BUSH AND DICK CHENEY	JOHN F. KERRY AND JOHN EDWARDS	RALPH NADER AND JAN D. PIERCE	GEORGE W. BUSH AND DICK CHENEY	JOHN F. KERRY AND JOHN EDWARDS	RALPH NADER AND PETER MIGUEL CAMEJO	ROGER CALERO AND ARRIN HAWKINS	MICHAEL BADNARIK AND RICHARD V. CAMPAGNA	SCATTER	BLANK AND VOID
			REP	DEM	IND	CON	WOR	PJ	SWP	LBT		
Penfield	14	596	331	213	7	30	7	3	0	2	2	1
	15	600	308	256	9	14	8	1	0	2	0	2
	16	253	142	89	2	8	6	0	0	5	0	1
	17	536	270	227	3	23	6	1	0	3	0	3
	18	341	163	154	4	11	5	1	0	1	1	1
	19	670	339	299	4	16	7	0	0	2	0	3
	20	605	324	249	4	14	8	3	0	2	0	1
	21	572	243	293	6	14	11	2	0	2	0	1
	22	482	195	262	5	11	6	2	0	1	0	0
	23	658	354	263	7	20	7	0	0	1	1	5
	24	678	386	261	5	16	3	1	0	2	1	3
	25	462	259	174	2	21	5	0	0	1	0	0
	26	351	159	163	7	9	5	2	0	1	0	5
	27	582	294	251	7	19	5	2	0	1	1	2
	28	466	220	220	4	15	2	0	0	1	0	4
	29	689	318	337	6	13	9	1	0	3	0	2
	30	815	434	327	11	22	11	0	0	0	3	7
	31	348	145	178	8	7	9	0	0	0	0	1
	32	353	162	171	6	2	7	1	0	1	0	3
	33	459	217	214	11	12	3	0	0	1	0	1
	34	390	199	171	5	9	2	0	0	0	0	4
	35	569	267	272	2	17	3	2	1	3	0	2
	36	477	241	218	4	6	4	0	0	2	0	2
	37	826	437	337	4	31	13	1	0	1	1	1
	38	371	207	143	3	13	2	0	0	2	0	1
	39	362	198	138	3	16	2	1	0	1	0	3
	40	514	278	207	3	15	3	1	0	0	0	7
Penfield		20,256	10,189	8,808	208	606	234	34	1	63	13	100

PRESIDENT AND VICE PRESIDENT OF THE UNITED STATES  
DETAIL

LEGISLATIVE DISTRICT OR TOWN	ELECTION DISTRICT	TOTAL VOTERS	GEORGE W. BUSH AND DICK CHENEY	JOHN F. KERRY AND JOHN EDWARDS	RALPH NADER AND JAN D. PIERCE	GEORGE W. BUSH AND DICK CHENEY	JOHN F. KERRY AND JOHN EDWARDS	RALPH NADER AND PETER MIGUEL CAMEJO	ROGER CALERO AND ARRIN HAWKINS	MICHAEL BADNARIK AND RICHARD V. CAMPAGNA	SCATTER	BLANK AND VOID
			REP	DEM	IND	CON	WOR	PJ	SWP	LBT		
Perinton	1	669	362	267	6	21	4	0	0	0	2	7
	2	633	329	266	7	17	8	2	1	2	0	1
	3	446	223	200	4	12	1	1	0	2	0	3
	4	421	182	202	8	16	9	0	0	1	0	3
	5	300	148	135	2	9	3	1	0	1	0	1
	6	452	186	237	4	19	4	1	0	0	0	1
	7	547	271	251	6	14	5	0	0	0	0	0
	8	502	239	229	5	21	4	1	0	0	1	2
	9	667	353	253	13	26	12	2	0	4	1	3
	10	596	267	293	6	13	10	2	0	2	1	2
	11	386	179	194	1	7	2	1	0	0	0	2
	12	493	216	253	1	16	0	0	0	5	0	2
	13	429	256	145	5	16	2	1	0	3	0	1
	14	501	236	230	4	19	8	0	1	1	0	2
	15	511	244	235	6	16	9	0	0	0	0	1
	16	418	217	186	1	5	7	0	0	1	0	1
	17	516	233	259	4	13	6	0	0	0	0	1
	18	480	227	219	8	11	9	1	0	3	0	2
	19	462	229	200	6	16	7	0	1	0	0	3
	20	489	249	213	4	15	2	2	0	0	1	3
	21	542	277	224	12	17	6	0	0	1	0	5
	22	352	163	174	4	8	1	0	0	2	0	0
	23	523	285	209	2	16	6	2	0	2	0	1
	24	783	414	310	10	22	5	1	0	1	1	19
	25	364	156	175	2	10	16	0	0	2	0	3
	26	542	291	208	10	24	6	0	0	1	0	2
	27	410	190	188	7	15	6	0	0	0	0	4
	28	400	205	175	3	8	4	4	0	0	0	1
	29	318	160	141	2	5	7	1	0	2	0	0

PRESIDENT AND VICE PRESIDENT OF THE UNITED STATES  
DETAIL

LEGISLATIVE DISTRICT OR TOWN	ELECTION DISTRICT	TOTAL VOTERS	GEORGE W. BUSH AND DICK CHENEY	JOHN F. KERRY AND JOHN EDWARDS	RALPH NADER AND JAN D. PIERCE	GEORGE W. BUSH AND DICK CHENEY	JOHN F. KERRY AND JOHN EDWARDS	RALPH NADER AND PETER MIGUEL CAMEJO	ROGER CALERO AND ARRIN HAWKINS	MICHAEL BADNARIK AND RICHARD V. CAMPAGNA	SCATTER	BLANK AND VOID
			REP	DEM	IND	CON	WOR	PJ	SWP	LBT		
Perinton	30	492	260	200	7	18	1	2	1	1	0	2
	31	621	343	247	10	14	2	1	0	1	0	3
	32	468	229	218	7	7	4	0	0	1	0	2
	33	522	278	221	2	12	6	1	0	1	0	1
	34	566	316	220	5	15	3	1	1	0	0	5
	35	444	208	207	5	16	4	0	0	2	1	1
	36	363	159	187	5	5	5	0	0	2	0	0
	37	511	237	241	7	19	6	0	0	0	0	1
	38	629	290	297	5	20	11	0	0	2	0	4
	39	610	303	263	5	23	15	0	0	1	0	0
	40	388	202	164	3	8	7	0	0	3	0	1
	41	345	188	135	3	16	2	0	0	0	0	1
	42	521	249	251	3	14	3	0	0	0	0	1
	43	692	357	291	9	24	6	0	0	4	0	1
	44	415	204	192	2	11	1	1	1	2	0	1
	45	832	475	317	3	24	9	2	0	1	0	1
	46	301	152	135	1	11	1	0	0	1	0	0
	47	530	321	178	5	18	3	1	0	3	1	0
	48	406	204	178	5	11	6	0	0	0	0	2
	49	428	223	183	1	14	3	0	1	1	0	2
	50	229	78	137	6	4	3	0	0	0	0	1
	51	509	321	161	4	18	3	0	0	0	1	1
	52	542	281	231	5	13	7	1	0	2	0	2
	53	421	202	196	5	9	1	3	0	5	0	0
	54	845	492	317	3	19	7	1	0	2	1	3
	55	462	252	195	3	3	3	1	0	1	1	3
	56	635	358	235	4	19	3	2	0	1	0	13
Perinton		27,879	14,169	12,068	276	812	294	40	7	73	12	128



PRESIDENT AND VICE PRESIDENT OF THE UNITED STATES  
DETAIL

LEGISLATIVE DISTRICT OR TOWN	ELECTION DISTRICT	TOTAL VOTERS	GEORGE W. BUSH AND DICK CHENEY	JOHN F. KERRY AND JOHN EDWARDS	RALPH NADER AND JAN D. PIERCE	GEORGE W. BUSH AND DICK CHENEY	JOHN F. KERRY AND JOHN EDWARDS	RALPH NADER AND PETER MIGUEL CAMEJO	ROGER CALERO AND ARRIN HAWKINS	MICHAEL BADNARIK AND RICHARD V. CAMPAGNA	SCATTER	BLANK AND VOID
			REP	DEM	IND	CON	WOR	PJ	SWP	LBT		
Pittsford	1	415	179	205	3	14	7	1	0	5	0	1
	2	462	194	242	2	11	3	0	0	3	2	5
	3	668	357	282	5	14	5	1	0	0	0	4
	4	576	301	249	7	6	10	1	0	0	2	0
	5	370	135	211	1	6	11	0	0	6	0	0
	6	520	231	258	9	11	3	2	0	3	1	2
	7	258	128	122	2	4	1	1	0	0	0	0
	8	479	271	186	1	17	3	0	0	1	0	0
	9	520	228	258	8	17	4	0	0	5	0	0
	10	900	481	382	6	16	7	3	2	1	1	1
	11	449	224	192	12	11	4	1	0	1	0	4
	12	459	236	197	9	11	5	0	0	0	0	1
	13	354	165	171	3	8	2	1	0	1	1	2
	14	370	159	189	6	12	2	1	0	0	0	1
	15	407	189	197	6	9	4	0	1	0	0	1
	16	400	191	184	7	11	2	1	0	3	0	1
	17	633	289	316	5	10	7	1	0	4	0	1
	18	504	203	279	6	6	4	1	1	0	0	4
	19	311	148	133	3	17	8	1	0	1	0	0
	20	486	228	237	3	11	1	0	0	2	0	4
	21	576	240	312	4	9	9	0	0	1	0	1
	22	595	256	307	6	19	4	0	0	1	0	2
	23	430	221	176	10	15	5	2	0	0	0	1
	24	580	319	250	3	6	0	0	0	0	0	2
	25	528	238	272	2	7	2	0	0	2	2	3
	26	494	248	214	4	17	7	3	0	0	0	1
	27	451	220	206	1	16	6	1	0	1	0	0
	28	437	179	235	10	4	5	0	0	1	0	3
	29	461	247	194	3	10	4	1	0	2	0	0

PRESIDENT AND VICE PRESIDENT OF THE UNITED STATES  
DETAIL

LEGISLATIVE DISTRICT OR TOWN	ELECTION DISTRICT	TOTAL VOTERS	GEORGE W. BUSH AND DICK CHENEY	JOHN F. KERRY AND JOHN EDWARDS	RALPH NADER AND JAN D. PIERCE	GEORGE W. BUSH AND DICK CHENEY	JOHN F. KERRY AND JOHN EDWARDS	RALPH NADER AND PETER MIGUEL CAMEJO	ROGER CALERO AND ARRIN HAWKINS	MICHAEL BADNARIK AND RICHARD V. CAMPAGNA	SCATTER	BLANK AND VOID
			REP	DEM	IND	CON	WOR	PJ	SWP	LBT		
Pittsford												
	30	421	213	198	2	4	2	0	0	1	0	1
	31	592	304	265	4	11	5	0	0	1	0	2
	32	506	253	228	7	10	4	1	0	0	0	3
	33	655	381	247	6	12	6	1	0	1	0	1
Pittsford		16,267	7,856	7,594	166	362	152	25	4	47	9	52
Riga												
	1	667	360	263	7	20	11	3	0	1	0	2
	2	512	305	156	9	35	3	1	0	1	0	2
	3	424	225	172	3	16	3	0	0	1	0	4
	4	506	305	156	9	19	9	3	0	4	0	1
	5	477	319	129	7	17	1	2	0	0	2	0
	6	435	258	134	8	30	2	2	0	1	0	0
Riga		3,021	1,772	1,010	43	137	29	11	0	8	2	9
Rush												
	1	548	319	204	3	16	1	1	0	2	0	2
	2	442	242	169	4	12	6	1	1	1	1	5
	3	558	277	240	8	17	11	1	0	2	0	2
	4	593	321	230	6	25	6	1	0	0	0	4
Rush		2,141	1,159	843	21	70	24	4	1	5	1	13
Sweden												
	1	462	254	167	7	21	9	2	0	1	0	1
	2	380	129	212	8	17	6	4	0	2	1	1
	3	631	285	305	11	16	10	1	0	2	1	0
	4	658	326	297	9	19	4	1	0	2	0	0
	5	160	65	82	2	7	3	1	0	0	0	0
	6	484	227	218	8	17	7	5	0	1	0	1
	7	515	242	248	2	16	3	0	0	2	0	2

PRESIDENT AND VICE PRESIDENT OF THE UNITED STATES  
DETAIL

LEGISLATIVE DISTRICT OR TOWN	ELECTION DISTRICT	TOTAL VOTERS	GEORGE W. BUSH AND DICK CHENEY	JOHN F. KERRY AND JOHN EDWARDS	RALPH NADER AND JAN D. PIERCE	GEORGE W. BUSH AND DICK CHENEY	JOHN F. KERRY AND JOHN EDWARDS	RALPH NADER AND PETER MIGUEL CAMEJO	ROGER CALERO AND ARRIN HAWKINS	MICHAEL BADNARIK AND RICHARD V. CAMPAGNA	SCATTER	BLANK AND VOID
			REP	DEM	IND	CON	WOR	PJ	SWP	LBT		
Sweden												
	8	407	219	142	4	23	15	2	0	0	0	2
	9	375	178	165	4	14	6	2	0	2	3	1
	10	634	379	211	6	20	10	0	0	1	3	4
	11	216	85	104	3	13	3	4	0	1	1	2
	12	429	263	141	2	18	4	0	0	0	0	1
Sweden		5,351	2,652	2,292	66	201	80	22	0	14	9	15
Webster												
	1	525	266	222	7	22	2	2	0	0	1	3
	2	595	293	264	10	15	8	0	0	1	0	4
	3	455	232	204	3	13	2	0	0	0	0	1
	4	325	171	127	8	12	5	0	0	1	1	0
	5	568	263	252	10	30	7	0	0	2	2	2
	6	521	262	229	6	10	7	2	0	2	0	3
	7	585	300	251	5	21	6	0	0	1	0	1
	8	479	230	206	9	22	3	3	0	4	0	2
	9	671	393	229	15	19	11	1	0	1	0	2
	10	713	393	272	6	20	10	1	0	3	4	4
	11	482	256	200	4	14	2	2	0	3	0	1
	12	631	346	240	8	23	11	0	0	2	0	1
	13	475	251	197	5	11	10	0	0	0	0	1
	14	463	225	210	7	11	7	0	0	2	0	1
	15	376	181	167	7	17	2	0	0	0	0	2
	16	628	317	274	2	21	10	0	0	1	0	3
	17	464	273	164	2	18	4	2	1	0	0	0
	18	411	195	185	7	14	5	2	0	1	0	2
	19	684	358	279	6	28	6	2	0	2	1	2
	20	627	331	255	5	25	3	3	0	5	0	0
	21	639	344	251	5	26	10	0	0	2	0	1

PRESIDENT AND VICE PRESIDENT OF THE UNITED STATES  
DETAIL

LEGISLATIVE DISTRICT OR TOWN	ELECTION DISTRICT	TOTAL VOTERS	GEORGE W. BUSH AND DICK CHENEY	JOHN F. KERRY AND JOHN EDWARDS	RALPH NADER AND JAN D. PIERCE	GEORGE W. BUSH AND DICK CHENEY	JOHN F. KERRY AND JOHN EDWARDS	RALPH NADER AND PETER MIGUEL CAMEJO	ROGER CALERO AND ARRIN HAWKINS	MICHAEL BADNARIK AND RICHARD V. CAMPAGNA	SCATTER	BLANK AND VOID
			REP	DEM	IND	CON	WOR	PJ	SWP	LBT		
Webster												
	22	576	291	240	10	18	13	2	1	0	0	1
	23	476	235	212	2	20	3	2	0	0	0	2
	24	911	472	378	9	36	9	2	0	2	0	3
	25	558	285	243	7	17	3	0	1	0	0	2
	26	524	285	215	5	13	3	1	0	0	0	2
	27	443	244	168	4	24	2	0	0	0	0	1
	28	506	273	201	5	18	6	0	0	0	1	2
	29	416	197	186	6	13	7	2	0	0	2	3
	30	390	175	185	6	12	5	1	1	0	0	5
	31	465	243	188	9	17	4	0	0	1	0	3
	32	552	290	221	8	24	5	1	1	0	1	1
	33	554	285	226	10	13	8	1	0	5	2	4
	34	320	176	121	1	15	2	0	0	2	1	2
	35	339	181	123	5	17	12	0	0	0	0	1
	36	499	270	193	5	22	4	0	0	2	1	2
	37	654	335	279	2	24	7	5	0	0	0	2
	38	676	321	313	8	19	5	1	0	1	1	7
	39	452	253	188	1	6	1	0	0	1	0	2
	40	663	365	258	6	21	6	0	0	2	1	4
	41	433	234	165	6	14	5	1	1	4	1	2
	42	463	250	183	8	10	5	3	0	2	0	2
	43	361	192	146	4	13	1	1	0	0	3	1
Webster		22,548	11,732	9,310	264	778	247	43	6	55	23	90
Wheatland												
	1	531	257	226	7	21	10	1	1	3	1	4
	2	508	285	184	9	14	10	1	0	0	1	4
	3	668	318	291	8	26	17	4	0	1	1	2
	4	523	271	214	7	19	9	2	0	0	0	1

PRESIDENT AND VICE PRESIDENT OF THE UNITED STATES  
DETAIL

LEGISLATIVE DISTRICT OR TOWN	ELECTION DISTRICT	TOTAL VOTERS	GEORGE W. BUSH AND DICK CHENEY	JOHN F. KERRY AND JOHN EDWARDS	RALPH NADER AND JAN D. PIERCE	GEORGE W. BUSH AND DICK CHENEY	JOHN F. KERRY AND JOHN EDWARDS	RALPH NADER AND PETER MIGUEL CAMEJO	ROGER CALERO AND ARRIN HAWKINS	MICHAEL BADNARIK AND RICHARD V. CAMPAGNA	SCATTER	BLANK AND VOID
			REP	DEM	IND	CON	WOR	PJ	SWP	LBT		
Wheatland	5	535	300	189	6	31	3	1	0	1	3	1
Wheatland		2,765	1,431	1,104	37	111	49	9	1	5	6	12
TOWNS		275,178	136,391	120,459	3,215	8,979	3,627	517	51	624	194	1,121
GRAND TOTAL:		344,860	153,374	168,088	4,302	10,171	5,409	761	75	801	252	1,627

UNITED STATES SENATOR  
SUMMARY

LEGISLATIVE DISTRICT OR TOWN	TOTAL VOTERS	HOWARD MILLS	CHARLES E. SCHUMER	CHARLES E. SCHUMER	MARILYN F. O'GRADY	CHARLES E. SCHUMER	ABRAHAM HIRSCHFELD	MARTIN KOPPEL	DONALD SILBERGER	DAVID E. MCREYNOLDS	SCATTER	BLANK AND VOID
		REP	DEM	IND	CON	WOR	BLD	SWP	LBT	GRE		
Leg. Dist. 06	2,421	592	1,265	96	106	60	9	5	11	13	0	264
Leg. Dist. 07	1,205	260	672	44	44	36	3	4	2	18	0	122
Leg. Dist. 21	9,362	1,257	6,047	296	234	281	37	28	34	89	1	1,058
Leg. Dist. 22	5,342	408	3,613	153	73	113	29	27	22	21	0	883
Leg. Dist. 23	10,790	1,578	6,910	420	259	339	27	31	75	186	3	962
Leg. Dist. 24	6,063	891	3,860	195	135	241	21	18	44	131	2	525
Leg. Dist. 25	6,820	545	4,734	200	97	194	30	24	29	83	0	884
Leg. Dist. 26	4,996	945	2,858	198	180	138	19	24	21	30	4	579
Leg. Dist. 27	9,326	748	6,561	272	184	278	46	34	39	64	3	1,097
Leg. Dist. 28	6,047	931	3,495	227	161	202	44	18	16	34	0	919
Leg. Dist. 29	7,297	935	4,425	268	158	166	53	40	28	34	3	1,187
CITY	69,669	9,090	44,440	2,369	1,631	2,048	318	253	321	703	16	8,480

UNITED STATES SENATOR  
SUMMARY

LEGISLATIVE DISTRICT OR TOWN	TOTAL VOTERS	HOWARD MILLS	CHARLES E. SCHUMER	CHARLES E. SCHUMER	MARILYN F. O'GRADY	CHARLES E. SCHUMER	ABRAHAM HIRSCHFELD	MARTIN KOPPEL	DONALD SILBERGER	DAVID E. MCREYNOLDS	SCATTER	BLANK AND VOID
		REP	DEM	IND	CON	WOR	BLD	SWP	LBT	GRE		
Brighton	19,346	3,933	12,443	591	432	384	47	14	81	123	3	1,295
Chili	15,052	4,563	7,202	556	693	312	33	22	40	62	4	1,565
Clarkson	3,012	1,023	1,259	114	145	67	7	11	10	19	1	356
East Rochester	3,025	742	1,529	130	91	72	9	3	6	22	0	421
Gates	13,781	3,619	6,994	506	587	282	32	17	24	63	0	1,657
Greece	48,468	13,391	23,597	1,931	2,084	968	95	58	122	198	6	6,018
Hamlin	4,140	1,481	1,722	160	191	105	13	8	13	21	0	426
Henrietta	16,658	4,444	8,773	642	703	335	29	32	66	73	3	1,558
Irondequoit	28,573	6,964	15,717	1,134	1,079	553	57	50	78	154	5	2,782
Mendon	5,196	1,798	2,474	199	178	70	8	5	20	36	0	408
Ogden	9,928	3,314	4,290	404	558	192	23	5	23	39	1	1,079
Parma	7,737	2,537	3,324	299	408	175	18	11	17	40	1	907
Penfield	20,254	6,139	10,341	749	730	288	32	26	79	74	6	1,790
Perinton	27,863	8,464	14,492	1,010	1,049	378	40	24	78	108	2	2,218
Pittsford	16,265	4,945	8,849	490	486	195	15	15	69	63	0	1,138
Riga	3,019	1,105	1,238	114	142	54	5	6	12	15	1	327
Rush	2,141	736	1,010	85	71	44	4	1	6	17	0	167
Sweden	5,351	1,626	2,531	195	267	110	13	9	16	35	0	549
Webster	22,545	6,829	11,110	854	970	349	42	27	78	104	3	2,179
Wheatland	2,765	912	1,274	97	117	49	8	4	7	26	1	270
TOWNS	275,119	78,565	140,169	10,260	10,981	4,982	530	348	845	1,292	37	27,110
GRAND TOTAL:	344,788	87,655	184,609	12,629	12,612	7,030	848	601	1,166	1,995	53	35,590

UNITED STATES SENATOR  
DETAIL

LEGISLATIVE DISTRICT OR TOWN	ELECTION DISTRICT	TOTAL VOTERS	HOWARD	CHARLES	CHARLES	MARILYN	CHARLES	ABRAHAM	MARTIN	DONALD	DAVID	SCATTER	BLANK AND VOID
			MILLS REP	E. SCHUMER DEM	E. SCHUMER IND	F. O'GRADY CON	E. SCHUMER WOR	HIRSCHFELD BLD	KOPPEL SWP	SILBERGER LBT	E. MCREYNOLDS GRE		
Leg. Dist. 06													
	1	588	154	305	11	27	13	2	0	4	2	0	70
	2	286	70	151	12	10	10	0	1	0	2	0	30
	3	365	85	170	27	19	6	0	0	1	0	0	57
	4	405	96	226	16	17	8	1	1	4	3	0	33
	5	364	84	195	14	19	12	5	0	1	1	0	33
	6	413	103	218	16	14	11	1	3	1	5	0	41
Leg. Dist. 06		2,421	592	1,265	96	106	60	9	5	11	13	0	264
Leg. Dist. 07													
	1	545	131	299	22	17	15	1	0	1	8	0	51
	2	376	69	212	13	12	13	1	4	0	8	0	44
	3	284	60	161	9	15	8	1	0	1	2	0	27
Leg. Dist. 07		1,205	260	672	44	44	36	3	4	2	18	0	122
Leg. Dist. 21													
	1	435	70	251	15	18	11	6	0	3	7	0	54
	2	405	47	273	13	17	9	0	0	4	3	0	39
	3	239	33	139	12	7	3	2	3	3	0	0	37
	4	258	33	167	9	12	7	1	1	0	0	0	28
	5/16	458	86	274	18	7	14	1	2	1	8	0	47
	6	378	39	239	12	5	15	1	0	1	7	0	59
	7	528	100	331	18	11	9	1	1	1	2	0	54
	8	192	30	113	4	6	11	1	0	0	1	0	26
	9	389	56	255	13	10	9	2	0	2	9	0	33
	10	463	79	317	13	12	5	0	0	1	4	0	32
	11/29-17	223	25	137	10	5	6	2	1	0	0	0	37
	12	428	77	271	9	9	14	0	1	1	8	1	37
	13	203	14	134	6	5	9	1	0	0	12	0	22
	14	483	75	292	22	17	15	0	2	2	4	0	54
	15	460	60	316	14	11	11	0	1	0	0	0	47



UNITED STATES SENATOR  
DETAIL

LEGISLATIVE DISTRICT OR TOWN	ELECTION DISTRICT	TOTAL VOTERS	HOWARD	CHARLES	CHARLES	MARILYN	CHARLES	ABRAHAM	MARTIN	DONALD	DAVID	SCATTER	BLANK AND VOID
			MILLS REP	E. SCHUMER DEM	E. SCHUMER IND	F. O'GRADY CON	E. SCHUMER WOR	HIRSCHFELD BLD	KOPPEL SWP	SILBERGER LBT	E. MCREYNOLDS GRE		
Leg. Dist. 21													
	17/28	371	58	230	16	11	16	0	0	2	0	0	38
	18	317	32	207	4	5	9	5	2	0	0	0	53
	19	151	5	124	4	1	3	0	1	1	0	0	12
	20	198	24	140	3	10	10	0	0	1	4	0	6
	21	348	39	243	6	5	11	0	2	0	1	0	41
	22	415	32	273	16	10	8	4	3	3	6	0	60
	23	287	28	191	8	10	14	4	1	3	3	0	25
	24	397	67	256	9	10	14	1	1	0	7	0	32
	25	331	34	222	7	5	14	0	0	0	2	0	47
	26	283	14	197	10	5	12	0	1	1	1	0	42
	27	210	16	143	4	2	5	1	2	2	0	0	35
	29	135	25	80	2	1	4	2	0	0	0	0	21
	30	25	8	12	0	0	0	0	2	0	0	0	3
	31/34	163	19	104	14	1	8	2	0	0	0	0	15
	32	22	3	13	3	1	0	0	0	0	0	0	2
	33	167	29	103	2	5	5	0	1	2	0	0	20
Leg. Dist. 21		9,362	1,257	6,047	296	234	281	37	28	34	89	1	1,058
Leg. Dist. 22													
	1	416	46	281	16	5	5	2	3	3	1	0	54
	2	133	6	86	3	3	5	0	0	1	1	0	28
	3	309	35	207	7	1	4	1	2	1	1	0	50
	4	132	10	87	3	1	5	1	0	0	0	0	25
	5	278	20	194	8	7	2	2	1	1	0	0	43
	6	250	12	163	8	4	6	1	0	0	0	0	56
	7	162	6	117	4	0	3	3	1	0	1	0	27
	8	268	21	174	6	5	6	1	3	1	2	0	49
	9	220	20	140	4	7	4	2	2	0	1	0	40
	10	214	15	152	8	2	1	1	2	1	2	0	30
	11	275	11	196	8	3	8	2	2	2	1	0	42

UNITED STATES SENATOR  
DETAIL

LEGISLATIVE DISTRICT OR TOWN	ELECTION DISTRICT	TOTAL VOTERS	HOWARD	CHARLES	CHARLES	MARILYN	CHARLES	ABRAHAM	MARTIN	DONALD	DAVID	SCATTER	BLANK AND VOID
			MILLS REP	E. SCHUMER DEM	E. SCHUMER IND	F. O'GRADY CON	E. SCHUMER WOR	HIRSCHFELD BLD	KOPPEL SWP	SILBERGER LBT	E. MCREYNOLDS GRE		
Leg. Dist. 22													
	12	189	7	133	5	0	3	1	1	1	0	0	38
	13	123	4	88	2	3	6	2	1	0	0	0	17
	14	278	26	190	5	2	3	1	0	1	3	0	47
	15	282	16	204	7	0	11	4	1	0	0	0	39
	16	139	14	92	5	2	4	1	1	0	0	0	20
	17	123	8	89	2	2	3	1	0	1	1	0	16
	18	166	14	115	1	2	2	1	2	1	0	0	28
	19	200	18	132	7	3	2	0	1	1	0	0	36
	20	268	27	176	8	5	6	0	0	1	2	0	43
	21	221	13	155	5	5	6	0	1	1	1	0	34
	22	328	31	212	14	4	7	1	1	4	0	0	54
	23	215	14	146	12	2	5	0	1	0	3	0	32
	24	153	14	84	5	5	6	1	1	1	1	0	35
Leg. Dist. 22		5,342	408	3,613	153	73	113	29	27	22	21	0	883
Leg. Dist. 23													
	1	231	36	156	8	3	3	1	1	2	1	0	20
	2	495	53	297	12	11	21	2	7	7	19	0	66
	3	324	46	205	13	6	11	3	0	1	11	0	28
	4	613	83	408	20	16	21	0	1	5	12	0	47
	5	501	69	300	24	14	13	3	2	5	14	0	57
	6	259	47	159	14	7	5	1	1	1	5	0	19
	7	495	63	320	18	8	17	0	1	2	16	0	50
	8	439	46	300	19	7	12	2	1	6	7	0	39
	9	283	49	188	8	8	8	3	1	1	2	0	15
	10	391	52	259	16	6	9	1	1	0	3	0	44
	11	415	51	287	8	10	14	1	0	6	3	0	35
	12	453	82	295	14	10	6	1	1	0	5	0	39
	13	303	45	178	16	10	9	0	2	0	6	1	36
	14	417	60	257	17	4	13	2	1	7	11	0	45

UNITED STATES SENATOR  
DETAIL

LEGISLATIVE DISTRICT OR TOWN	ELECTION DISTRICT	TOTAL VOTERS	HOWARD	CHARLES	CHARLES	MARILYN	CHARLES	ABRAHAM	MARTIN	DONALD	DAVID	SCATTER	BLANK AND VOID
			MILLS REP	E. SCHUMER DEM	E. SCHUMER IND	F. O'GRADY CON	E. SCHUMER WOR	HIRSCHFELD BLD	KOPPEL SWP	SILBERGER LBT	E. MCREYNOLDS GRE		
Leg. Dist. 23													
	15	314	40	202	15	7	11	0	1	1	1	1	35
	16	448	46	289	19	10	11	1	5	3	15	0	49
	17	480	71	294	26	22	21	1	0	5	5	0	35
	18	444	89	246	26	16	11	2	0	1	10	0	43
	19	388	78	227	18	13	9	1	1	1	3	0	37
	20	414	48	287	13	8	21	0	0	3	10	0	24
	21	356	61	241	9	8	14	0	0	2	4	0	17
	22	293	46	197	13	4	12	0	0	2	4	0	15
	23	237	28	160	6	1	8	0	1	4	5	0	24
	24	401	59	255	10	9	11	0	1	2	2	0	52
	25	510	69	346	19	9	22	0	1	5	6	1	32
	26	585	107	374	23	21	15	2	1	2	6	0	34
	27	301	54	183	16	11	11	0	0	1	0	0	25
Leg. Dist. 23		10,790	1,578	6,910	420	259	339	27	31	75	186	3	962
Leg. Dist. 24													
	1	449	60	311	10	10	21	0	1	1	13	0	22
	2	343	33	253	4	4	22	1	1	0	3	0	22
	3	399	46	276	11	9	22	0	0	2	11	0	22
	4	422	68	256	16	7	13	4	1	3	14	0	40
	5	393	66	248	14	16	10	1	0	2	8	1	27
	6	289	59	176	11	5	11	0	1	0	8	0	18
	7	262	46	164	14	7	6	2	1	3	3	0	16
	8	417	72	259	13	15	15	3	1	5	7	0	27
	9	278	55	163	11	8	7	1	0	4	5	0	24
	10	467	46	301	14	9	31	1	4	1	15	0	45
	11	311	49	198	8	10	3	1	1	2	1	0	38
	12	177	25	116	6	4	5	0	0	2	0	0	19
	13	391	57	255	11	6	18	1	0	3	12	0	28
	14	446	61	261	18	8	17	3	2	8	11	0	57

UNITED STATES SENATOR  
DETAIL

LEGISLATIVE DISTRICT OR TOWN	ELECTION DISTRICT	TOTAL VOTERS	HOWARD	CHARLES	CHARLES	MARILYN	CHARLES	ABRAHAM	MARTIN	DONALD	DAVID	SCATTER	BLANK AND VOID
			MILLS REP	E. SCHUMER DEM	E. SCHUMER IND	F. O'GRADY CON	E. SCHUMER WOR	HIRSCHFELD BLD	KOPPEL SWP	SILBERGER LBT	E. MCREYNOLDS GRE		
Leg. Dist. 24													
	15	464	55	288	17	7	22	3	3	4	10	0	55
	16	424	58	279	13	8	18	0	2	4	9	1	32
	17	131	35	56	4	2	0	0	0	0	1	0	33
Leg. Dist. 24		<u>6,063</u>	<u>891</u>	<u>3,860</u>	<u>195</u>	<u>135</u>	<u>241</u>	<u>21</u>	<u>18</u>	<u>44</u>	<u>131</u>	<u>2</u>	<u>525</u>
Leg. Dist. 25													
	1	427	45	301	9	10	6	3	1	5	4	0	43
	2	307	11	232	9	2	9	5	2	1	3	0	33
	3	420	28	318	13	4	9	0	1	0	0	0	47
	4	114	11	68	2	2	3	1	0	0	2	0	25
	5	305	10	238	7	1	9	0	0	1	1	0	38
	6	367	28	226	13	4	12	1	2	5	14	0	62
	7	333	15	242	10	1	10	1	2	0	0	0	52
	8	414	15	294	16	2	9	1	3	0	2	0	72
	9	191	6	143	1	3	5	0	1	1	0	0	31
	10	341	21	255	3	1	8	2	5	0	1	0	45
	11	284	12	215	7	0	5	0	1	1	1	0	42
	12	451	47	281	20	13	26	4	1	3	20	0	36
	13	290	8	222	6	4	7	2	1	1	3	0	36
	14/24	475	58	307	13	7	24	2	0	0	11	0	53
	15	255	7	189	7	3	8	1	1	0	0	0	39
	16	98	14	64	5	2	3	1	0	1	0	0	8
	17	181	11	127	6	0	4	2	0	0	1	0	30
	18	415	49	279	16	9	13	2	0	1	1	0	45
	19	27	3	16	2	0	2	0	0	0	1	0	3
	20/25	416	69	267	10	12	5	0	2	2	2	0	47
	21	233	37	135	5	8	1	1	1	2	6	0	37
	22	246	20	175	9	5	6	1	0	0	4	0	26
	23/27-24	230	20	140	11	4	10	0	0	5	6	0	34
Leg. Dist. 25		<u>6,820</u>	<u>545</u>	<u>4,734</u>	<u>200</u>	<u>97</u>	<u>194</u>	<u>30</u>	<u>24</u>	<u>29</u>	<u>83</u>	<u>0</u>	<u>884</u>

UNITED STATES SENATOR  
DETAIL

LEGISLATIVE DISTRICT OR TOWN	ELECTION DISTRICT	TOTAL VOTERS	HOWARD	CHARLES	CHARLES	MARILYN	CHARLES	ABRAHAM	MARTIN	DONALD	DAVID	SCATTER	BLANK AND VOID
			MILLS REP	E. SCHUMER DEM	E. SCHUMER IND	F. O'GRADY CON	E. SCHUMER WOR	HIRSCHFELD BLD	KOPPEL SWP	SILBERGER LBT	E. MCREYNOLDS GRE		
Leg. Dist. 26													
	1	325	52	214	6	8	8	0	1	0	1	0	35
	2	158	16	105	4	6	4	1	1	0	0	1	20
	3	263	69	133	6	17	3	1	0	1	2	0	31
	4	310	83	151	10	20	8	1	1	0	2	0	34
	5	330	64	196	21	13	2	0	2	0	2	1	29
	7	366	74	198	16	13	9	2	2	0	3	0	49
	8	390	65	240	15	8	7	1	3	2	0	0	49
	9	376	72	204	19	18	11	4	1	3	4	2	38
	10	427	75	216	22	18	20	2	4	2	3	0	65
	11	380	86	199	20	8	18	0	0	0	1	0	48
	12	438	64	280	15	10	16	1	1	2	3	0	46
	13	29	6	15	0	1	2	0	0	0	1	0	4
	14	372	83	200	13	16	12	1	2	3	5	0	37
	15	361	49	242	14	10	6	4	3	2	0	0	31
	16	471	87	265	17	14	12	1	3	6	3	0	63
	17	0	0	0	0	0	0	0	0	0	0	0	0
Leg. Dist. 26		4,996	945	2,858	198	180	138	19	24	21	30	4	579
Leg. Dist. 27													
	1	436	45	312	11	10	11	0	1	3	3	0	40
	2	399	39	265	14	6	13	1	0	3	3	1	54
	3	408	41	271	9	16	12	5	1	2	8	0	43
	4	463	44	324	20	10	12	1	3	3	2	0	44
	5	451	40	328	12	4	17	1	2	2	2	0	43
	6	417	38	302	16	13	8	2	0	2	2	0	34
	7	441	44	295	16	8	16	4	4	4	4	2	44
	8	450	32	302	10	8	11	6	2	2	3	0	74
	9	421	21	295	16	7	29	2	1	1	4	0	45
	10	393	39	260	8	9	13	2	2	3	7	0	50
	11	448	40	324	13	11	12	2	0	2	5	0	39

UNITED STATES SENATOR  
DETAIL

LEGISLATIVE DISTRICT OR TOWN	ELECTION DISTRICT	TOTAL VOTERS	HOWARD	CHARLES	CHARLES	MARILYN	CHARLES	ABRAHAM	MARTIN	DONALD	DAVID	SCATTER	BLANK AND VOID
			MILLS REP	E. SCHUMER DEM	E. SCHUMER IND	F. O'GRADY CON	E. SCHUMER WOR	HIRSCHFELD BLD	KOPPEL SWP	SILBERGER LBT	E. MCREYNOLDS GRE		
Leg. Dist. 27													
	12	352	29	253	12	6	6	1	0	1	0	0	44
	13	412	22	308	11	4	9	1	2	1	3	0	51
	14	304	17	235	10	4	6	1	1	1	0	0	29
	15	356	22	262	15	2	10	1	1	0	1	0	42
	16	422	27	299	8	9	15	0	1	0	3	0	60
	17	211	36	134	4	3	5	2	1	2	0	0	24
	18	313	19	229	7	6	9	1	2	0	3	0	37
	19	401	16	299	8	13	15	3	4	1	0	0	42
	20	260	13	186	7	3	7	3	1	0	1	0	39
	21	211	12	156	5	6	1	0	1	2	0	0	28
	22	419	20	295	8	10	18	3	1	0	3	0	61
	23	258	14	180	12	3	5	0	2	3	3	0	36
	27	351	54	210	10	7	12	1	0	1	2	0	54
	28	329	24	237	10	6	6	3	1	0	2	0	40
Leg. Dist. 27		9,326	748	6,561	272	184	278	46	34	39	64	3	1,097
Leg. Dist. 28													
	1	255	46	155	5	2	7	1	0	0	2	0	37
	2	323	64	181	13	9	6	0	3	1	2	0	44
	3	240	36	130	11	7	10	2	0	1	0	0	43
	4	426	61	243	18	14	20	3	2	1	1	0	63
	5	210	43	107	7	7	4	1	0	0	0	0	41
	6	270	53	167	10	3	3	2	0	1	1	0	30
	7	446	74	267	14	4	12	3	0	3	2	0	67
	8	336	41	181	10	8	14	5	0	1	1	0	75
	9	210	40	114	8	6	3	2	1	0	2	0	34
	10	222	30	121	13	7	13	5	0	1	0	0	32
	11/25	380	52	215	9	4	26	0	3	2	4	0	65
	12	185	27	107	6	4	7	3	2	1	0	0	28
	13	326	49	179	12	10	9	0	4	0	2	0	61

UNITED STATES SENATOR  
DETAIL

LEGISLATIVE DISTRICT OR TOWN	ELECTION DISTRICT	TOTAL VOTERS	HOWARD	CHARLES	CHARLES	MARILYN	CHARLES	ABRAHAM	MARTIN	DONALD	DAVID	SCATTER	BLANK AND VOID
			MILLS REP	E. SCHUMER DEM	E. SCHUMER IND	F. O'GRADY CON	E. SCHUMER WOR	HIRSCHFELD BLD	KOPPEL SWP	SILBERGER LBT	E. MCREYNOLDS GRE		
Leg. Dist. 28													
	14	355	46	209	15	11	9	6	0	2	3	0	54
	15	160	21	87	7	4	6	3	1	0	1	0	30
	16	258	54	136	8	7	8	1	0	1	2	0	41
	17	126	15	77	6	0	3	0	0	0	0	0	25
	18	434	53	257	23	26	21	3	1	0	5	0	45
	19	17	0	13	1	0	0	0	0	0	0	0	3
	21	246	49	145	11	13	4	0	0	1	3	0	20
	22	193	18	120	7	4	3	3	1	0	1	0	36
	23	362	53	239	11	7	12	1	0	0	1	0	38
	24	67	6	45	2	4	2	0	0	0	1	0	7
Leg. Dist. 28		6,047	931	3,495	227	161	202	44	18	16	34	0	919
Leg. Dist. 29													
	1	48	3	33	3	3	0	1	0	0	0	0	5
	2	126	12	75	6	3	5	3	1	0	2	0	19
	3	255	29	170	4	4	4	0	5	1	1	0	37
	4	408	59	257	11	9	12	2	2	3	0	0	53
	5	396	61	228	15	13	16	1	2	0	1	0	59
	6	286	45	159	15	14	5	1	2	2	2	0	41
	7	45	3	24	2	0	3	0	1	0	0	0	12
	8	358	55	219	12	5	5	0	1	0	1	0	60
	9	292	49	173	11	4	4	1	3	1	2	1	43
	10	370	44	243	17	2	7	3	0	1	1	0	52
	11	269	43	163	8	7	8	1	0	1	0	0	38
	12	330	43	220	8	10	6	1	2	1	1	0	38
	13	325	30	194	12	4	7	2	2	2	0	0	72
	14	294	46	181	7	6	11	3	1	0	1	0	38
	15	275	30	150	10	5	5	6	2	0	1	0	66
	16	137	13	82	10	4	7	0	0	1	0	0	20
	18	305	50	179	12	16	5	2	0	2	0	0	39

UNITED STATES SENATOR  
DETAIL

LEGISLATIVE DISTRICT OR TOWN	ELECTION DISTRICT	TOTAL VOTERS	HOWARD	CHARLES	CHARLES	MARILYN	CHARLES	ABRAHAM	MARTIN	DONALD	DAVID	SCATTER	BLANK AND VOID
			MILLS REP	E. SCHUMER DEM	E. SCHUMER IND	F. O'GRADY CON	E. SCHUMER WOR	HIRSCHFELD BLD	KOPPEL SWP	SILBERGER LBT	E. MCREYNOLDS GRE		
Leg. Dist. 29													
	19	318	36	196	10	6	6	4	5	0	3	0	52
	20	477	37	304	17	6	12	6	4	3	7	0	81
	21	398	58	244	13	9	8	0	0	3	4	0	59
	22	171	22	109	5	0	2	1	0	1	0	0	31
	23	284	24	143	14	3	5	5	2	0	0	1	87
	24	458	64	241	27	14	10	6	3	4	3	1	85
	25	292	49	174	7	8	5	1	0	1	2	0	45
	26	251	17	171	9	2	5	3	1	1	2	0	40
	27	129	13	93	3	1	3	0	1	0	0	0	15
Leg. Dist. 29		<u>7,297</u>	<u>935</u>	<u>4,425</u>	<u>268</u>	<u>158</u>	<u>166</u>	<u>53</u>	<u>40</u>	<u>28</u>	<u>34</u>	<u>3</u>	<u>1,187</u>
CITY		<u>69,669</u>	<u>9,090</u>	<u>44,440</u>	<u>2,369</u>	<u>1,631</u>	<u>2,048</u>	<u>318</u>	<u>253</u>	<u>321</u>	<u>703</u>	<u>16</u>	<u>8,480</u>
Brighton													
	1	509	114	327	11	8	13	2	2	5	1	0	26
	2	337	74	191	10	8	12	1	0	5	7	0	29
	3	390	97	219	11	15	8	1	0	3	2	0	34
	4	443	72	313	8	5	15	2	0	2	3	0	23
	5	444	64	312	10	5	17	2	0	3	4	1	26
	6	620	154	376	17	18	15	2	1	3	2	0	32
	7	429	84	265	15	16	7	1	0	1	2	1	37
	8	450	144	256	14	5	4	2	0	2	1	0	22
	9	380	81	239	9	9	9	2	0	4	3	0	24
	10	474	83	332	11	9	10	1	0	3	4	0	21
	11	531	106	335	21	16	21	1	0	1	3	0	27
	12	552	96	398	9	5	6	4	0	2	2	0	30
	13	353	68	227	13	10	8	1	0	1	4	1	20
	14	371	62	249	11	4	10	0	0	2	5	0	28
	15	369	94	210	12	7	7	1	0	0	6	0	32
	16	328	111	183	12	7	1	0	0	0	2	0	12
	17	254	25	190	10	0	3	1	0	0	0	0	25



UNITED STATES SENATOR  
DETAIL

LEGISLATIVE DISTRICT OR TOWN	ELECTION DISTRICT	TOTAL VOTERS	HOWARD	CHARLES	CHARLES	MARILYN	CHARLES	ABRAHAM	MARTIN	DONALD	DAVID	SCATTER	BLANK AND VOID
			MILLS REP	E. SCHUMER DEM	E. SCHUMER IND	F. O'GRADY CON	E. SCHUMER WOR	HIRSCHFELD BLD	KOPPEL SWP	SILBERGER LBT	E. MCREYNOLDS GRE		
Brighton													
	18	422	81	266	17	8	12	1	0	2	2	0	33
	19	291	66	193	8	3	6	1	0	1	1	0	12
	20	377	74	238	14	8	9	0	0	5	3	0	26
	21	384	61	256	14	11	8	2	0	3	3	0	26
	22	485	92	340	10	8	7	3	0	0	2	0	23
	23	376	65	271	14	7	10	1	0	1	1	0	6
	24	344	76	200	13	17	7	1	1	0	3	0	26
	25	350	54	225	9	4	14	0	0	4	3	0	37
	26	393	101	205	22	19	9	0	0	3	5	0	29
	27	372	65	260	12	7	8	0	0	0	3	0	17
	28	573	114	378	26	7	9	1	0	1	2	0	35
	29	325	92	195	11	10	3	1	0	0	0	0	13
	30	735	171	440	13	12	10	0	2	4	2	0	81
	31	373	66	253	12	5	4	0	0	2	4	0	27
	32	478	96	316	22	4	4	1	0	1	2	0	32
	33	506	119	331	13	11	9	1	1	0	3	0	18
	34	417	97	240	20	16	13	1	0	1	0	0	29
	35	409	57	284	12	8	12	1	1	1	3	0	30
	36	451	89	265	18	13	6	2	0	4	3	0	51
	37	512	77	369	12	6	5	1	2	1	3	0	36
	38	547	116	354	15	7	8	2	0	2	4	0	39
	39	368	73	230	7	13	7	0	0	3	4	0	31
	40	693	116	489	14	10	10	2	0	1	5	0	46
	41	508	86	347	10	21	9	0	0	0	3	0	32
	42	141	20	93	3	10	4	0	0	0	3	0	8
	43	497	106	304	15	19	7	1	2	1	3	0	39
	44	270	58	161	9	10	2	0	2	2	1	0	25
	45	308	72	179	17	8	4	0	0	0	0	0	28
	46	207	44	139	5	3	2	0	0	1	1	0	12
Brighton		19,346	3,933	12,443	591	432	384	47	14	81	123	3	1,295



UNITED STATES SENATOR  
DETAIL

LEGISLATIVE DISTRICT OR TOWN	ELECTION DISTRICT	TOTAL VOTERS	HOWARD	CHARLES	CHARLES	MARILYN	CHARLES	ABRAHAM	MARTIN	DONALD	DAVID	SCATTER	BLANK AND VOID
			MILLS	E. SCHUMER	E. SCHUMER	F. O'GRADY	E. SCHUMER	HIRSCHFELD	KOPPEL	SILBERGER	E. MCREYNOLDS		
			REP	DEM	IND	CON	WOR	BLD	SWP	LBT	GRE		
Chili		15,052	4,563	7,202	556	693	312	33	22	40	62	4	1,565
Clarkson													
	1	564	197	224	23	36	13	1	2	0	2	0	66
	2	469	149	206	23	21	8	3	1	2	1	0	55
	3	479	164	218	13	15	16	0	1	1	2	0	49
	4	640	228	243	24	24	14	2	5	3	7	0	90
	5	489	163	207	23	23	6	0	2	1	3	1	60
	6	371	122	161	8	26	10	1	0	3	4	0	36
Clarkson		3,012	1,023	1,259	114	145	67	7	11	10	19	1	356
East Rochester													
	1	533	119	280	19	20	13	2	1	2	6	0	71
	2	443	108	209	23	11	16	1	0	1	2	0	72
	3	445	108	233	21	11	9	0	0	1	3	0	59
	4	408	98	209	20	15	4	2	2	1	3	0	54
	5	382	89	190	14	12	10	1	0	1	5	0	60
	6	366	84	194	15	9	8	2	0	0	1	0	53
	7	448	136	214	18	13	12	1	0	0	2	0	52
East Rochester		3,025	742	1,529	130	91	72	9	3	6	22	0	421
Gates													
	1	309	93	151	10	21	5	2	0	0	6	0	21
	2	390	90	213	14	12	8	1	1	1	0	0	50
	3	330	84	170	9	14	7	2	0	1	1	0	42
	4	425	113	213	19	20	7	2	0	1	0	0	50
	5	486	130	271	11	28	7	2	1	0	2	0	34
	6	469	116	239	28	23	14	0	0	2	1	0	46
	7	646	179	326	27	32	7	1	1	0	2	0	71
	8	333	96	168	17	9	3	0	0	0	0	0	40
	9	489	127	228	21	20	11	1	1	2	3	0	75

UNITED STATES SENATOR  
DETAIL

LEGISLATIVE DISTRICT OR TOWN	ELECTION DISTRICT	TOTAL VOTERS	HOWARD	CHARLES	CHARLES	MARILYN	CHARLES	ABRAHAM	MARTIN	DONALD	DAVID	SCATTER	BLANK AND VOID
			MILLS REP	E. SCHUMER DEM	E. SCHUMER IND	F. O'GRADY CON	E. SCHUMER WOR	HIRSCHFELD BLD	KOPPEL SWP	SILBERGER LBT	E. MCREYNOLDS GRE		
Gates													
	10	219	55	109	13	13	5	0	0	1	1	0	22
	11	319	75	180	8	12	8	1	1	1	2	0	31
	12	281	69	149	5	12	4	1	0	0	4	0	37
	13	461	124	233	12	21	8	3	1	1	0	0	58
	14	321	91	170	6	7	3	0	0	0	1	0	43
	15	551	143	272	26	26	11	0	3	0	6	0	64
	16	341	81	188	10	12	5	0	0	0	2	0	43
	17	385	120	182	15	15	6	0	2	2	2	0	41
	18	463	145	202	15	19	14	1	0	0	3	0	64
	19	416	107	213	11	18	9	0	2	0	1	0	55
	20	406	98	207	20	22	10	1	0	1	4	0	43
	21	391	95	207	13	12	8	0	0	0	3	0	53
	22	345	97	171	12	20	9	0	0	0	2	0	34
	23	399	109	181	24	32	8	1	0	1	0	0	43
	24	543	155	259	17	20	9	2	1	1	3	0	76
	25	388	97	203	13	12	6	1	0	0	1	0	55
	26	499	131	239	24	21	12	3	1	4	2	0	62
	27	496	131	261	12	15	8	1	0	0	3	0	65
	28	358	86	181	14	10	12	0	0	0	2	0	53
	29	412	101	197	17	24	10	1	1	1	1	0	59
	30	251	65	128	11	4	7	2	0	1	0	0	33
	31	327	77	185	9	5	10	0	0	1	1	0	39
	32	459	122	242	12	19	15	1	0	1	1	0	46
	33	216	65	99	9	14	3	1	0	1	0	0	24
	34	358	88	176	14	14	7	1	1	0	3	0	54
	35	299	64	181	8	9	6	0	0	0	0	0	31
Gates		13,781	3,619	6,994	506	587	282	32	17	24	63	0	1,657
Greece													
	1	395	116	193	17	24	7	1	0	4	0	0	33

UNITED STATES SENATOR  
DETAIL

LEGISLATIVE DISTRICT OR TOWN	ELECTION DISTRICT	TOTAL VOTERS	HOWARD	CHARLES	CHARLES	MARILYN	CHARLES	ABRAHAM	MARTIN	DONALD	DAVID	SCATTER	BLANK AND VOID
			MILLS REP	E. SCHUMER DEM	E. SCHUMER IND	F. O'GRADY CON	E. SCHUMER WOR	HIRSCHFELD BLD	KOPPEL SWP	SILBERGER LBT	E. MCREYNOLDS GRE		
Greece													
	2	450	147	191	23	22	9	0	0	2	4	0	52
	3	440	123	225	11	19	11	1	0	1	1	0	48
	4	343	99	171	11	19	3	2	0	0	1	0	37
	5	326	81	180	15	5	11	0	1	0	1	0	32
	6	360	87	148	12	21	16	3	1	2	5	0	65
	7	478	141	222	17	12	7	0	1	0	5	0	73
	8	454	126	209	16	15	11	1	1	2	0	1	72
	9	397	92	196	15	21	7	1	3	1	1	0	60
	10	377	107	186	15	17	9	1	1	3	2	0	36
	11	271	59	149	10	10	1	0	2	2	0	0	38
	12	279	74	132	18	17	6	1	0	1	0	0	30
	13	369	88	193	18	15	5	1	0	0	0	0	49
	14	337	103	148	6	21	12	1	0	3	0	0	43
	15	366	88	197	20	11	7	1	0	1	1	0	40
	16	280	71	145	11	12	4	0	1	2	3	0	31
	17	512	167	223	17	28	5	0	0	4	4	0	64
	18	484	107	266	13	31	13	0	1	2	0	0	51
	19	376	85	184	20	21	9	0	0	1	4	0	52
	20	426	116	193	21	21	17	1	2	1	6	0	48
	21	391	107	179	16	22	5	3	1	1	3	0	54
	22	332	97	160	16	16	7	0	1	3	1	0	31
	23	604	130	333	19	22	11	0	0	1	2	0	86
	24	802	221	399	30	35	15	0	0	1	1	0	100
	25	457	117	204	18	26	19	1	0	4	7	0	61
	26	399	86	200	19	28	6	1	1	2	1	0	55
	27	733	217	337	21	28	15	0	1	1	10	0	103
	28	549	149	269	21	20	10	5	1	1	4	0	69
	29	447	126	226	18	16	11	4	1	0	2	0	43
	30	311	76	164	12	14	5	1	0	1	4	0	34
	31	367	104	190	17	16	8	2	0	1	1	0	28
	32	473	114	224	23	19	14	0	1	2	3	0	73

UNITED STATES SENATOR  
DETAIL

LEGISLATIVE DISTRICT OR TOWN	ELECTION DISTRICT	TOTAL VOTERS	HOWARD	CHARLES	CHARLES	MARILYN	CHARLES	ABRAHAM	MARTIN	DONALD	DAVID	SCATTER	BLANK AND VOID
			MILLS REP	E. SCHUMER DEM	E. SCHUMER IND	F. O'GRADY CON	E. SCHUMER WOR	HIRSCHFELD BLD	KOPPEL SWP	SILBERGER LBT	E. MCREYNOLDS GRE		
Greece													
	33	701	183	331	31	40	10	0	0	1	2	0	103
	34	448	138	211	16	16	2	0	0	2	6	0	57
	35	381	107	182	17	22	8	2	0	0	1	0	42
	36	512	156	249	11	19	5	1	0	4	0	2	65
	37	317	82	151	20	24	8	0	0	0	0	0	32
	38	550	178	245	26	25	14	2	1	1	2	0	56
	39	290	84	150	11	8	2	0	3	0	0	0	32
	40	365	101	182	15	11	12	1	1	1	0	1	40
	41	470	130	241	21	9	14	0	0	0	0	0	55
	42	413	118	204	18	13	9	0	0	1	2	0	48
	43	665	239	255	23	36	20	1	1	2	1	0	87
	44	589	164	291	24	15	15	0	0	1	0	0	79
	45	624	195	289	30	31	14	1	0	1	3	0	60
	46	313	82	155	14	12	14	0	0	0	1	0	35
	47	445	118	231	16	25	13	0	0	0	0	0	42
	48	362	88	179	25	12	1	1	2	0	0	0	54
	49	358	106	169	20	18	4	0	0	0	2	0	39
	50	452	120	217	21	29	13	2	0	1	0	0	49
	51	276	67	154	4	11	7	0	2	2	2	0	27
	52	571	153	279	16	25	12	1	2	5	1	0	77
	53	406	86	206	15	16	15	0	3	0	1	0	64
	54	483	135	242	14	16	9	1	1	1	2	0	62
	55	375	100	192	18	12	5	1	1	1	2	1	42
	56	535	152	271	20	18	12	1	1	0	3	0	57
	57	548	156	264	15	31	6	1	0	1	1	0	73
	58	567	154	289	22	26	10	0	0	1	0	0	65
	59	453	93	249	17	15	6	0	1	1	8	0	63
	60	409	96	198	15	21	10	1	1	1	5	0	61
	61	429	107	219	14	21	14	0	0	1	1	0	52
	62	578	151	306	20	22	8	1	0	0	1	0	69
	63	480	123	254	18	19	7	4	0	1	4	0	50

UNITED STATES SENATOR  
DETAIL

LEGISLATIVE DISTRICT OR TOWN	ELECTION DISTRICT	TOTAL VOTERS	HOWARD	CHARLES	CHARLES	MARILYN	CHARLES	ABRAHAM	MARTIN	DONALD	DAVID	SCATTER	BLANK AND VOID
			MILLS REP	E. SCHUMER DEM	E. SCHUMER IND	F. O'GRADY CON	E. SCHUMER WOR	HIRSCHFELD BLD	KOPPEL SWP	SILBERGER LBT	E. MCREYNOLDS GRE		
Greece													
	64	394	106	211	12	10	4	2	0	2	2	0	45
	65	443	128	243	19	10	8	1	0	0	1	0	33
	66	309	58	178	10	12	5	0	0	0	3	0	43
	67	372	133	158	16	20	6	0	0	2	4	0	33
	68	494	141	236	27	23	4	2	0	2	0	0	59
	69	307	85	153	8	21	4	0	0	1	0	0	35
	70	515	150	248	19	19	13	2	2	1	1	0	60
	71	545	144	269	21	25	10	1	2	1	2	0	70
	72	528	160	249	25	24	3	1	0	3	2	0	61
	73	302	96	137	15	9	6	1	2	0	2	0	34
	74	417	89	234	17	13	15	3	0	2	2	0	42
	75	388	101	205	11	15	10	1	0	0	0	0	45
	76	333	108	140	14	18	7	2	0	0	1	0	43
	77	490	143	228	23	27	12	0	1	1	3	0	52
	78	350	110	177	15	7	5	0	0	0	0	0	36
	79	597	196	252	23	18	16	1	1	0	2	0	88
	80	544	152	246	33	27	11	1	0	0	2	0	72
	81	312	87	166	9	14	3	0	0	0	0	0	33
	82	438	103	221	16	24	6	0	0	0	1	0	67
	83	367	93	194	12	12	9	2	0	1	0	0	44
	84	533	158	260	17	20	12	1	0	0	3	0	62
	85	584	156	270	20	32	19	2	0	1	2	0	82
	86	567	175	279	21	16	4	1	0	1	2	0	68
	87	391	121	181	9	17	4	1	1	1	2	0	54
	88	467	132	226	25	18	7	1	0	0	2	0	56
	89	393	123	165	11	16	6	1	0	1	0	0	70
	90	526	150	223	20	27	10	1	0	0	1	0	94
	91	717	203	345	22	31	14	0	0	1	3	0	98
	92	778	201	401	22	25	16	2	3	4	4	0	100
	93	584	121	336	24	23	9	2	1	4	3	0	61
	94	435	132	197	22	18	9	0	1	0	3	0	53

UNITED STATES SENATOR  
DETAIL

LEGISLATIVE DISTRICT OR TOWN	ELECTION DISTRICT	TOTAL VOTERS	HOWARD	CHARLES	CHARLES	MARILYN	CHARLES	ABRAHAM	MARTIN	DONALD	DAVID	SCATTER	BLANK AND VOID
			MILLS REP	E. SCHUMER DEM	E. SCHUMER IND	F. O'GRADY CON	E. SCHUMER WOR	HIRSCHFELD BLD	KOPPEL SWP	SILBERGER LBT	E. MCREYNOLDS GRE		
Greece													
	95	410	113	203	15	8	8	1	1	1	2	0	58
	96	527	155	262	25	17	7	0	0	1	1	0	59
	97	631	218	286	20	43	2	0	0	1	3	0	58
	98	595	160	278	24	30	14	2	1	1	0	1	84
	99	502	170	224	17	21	6	0	0	0	5	0	59
	100	554	156	229	31	28	11	1	0	3	1	0	94
	101	336	82	160	17	14	10	0	0	0	1	0	52
	102	658	170	307	35	20	12	1	1	2	1	0	109
	103	555	179	249	19	27	4	1	0	1	1	0	74
	104	554	138	284	37	13	13	0	0	0	0	0	69
	105	353	101	181	15	17	6	0	0	1	2	0	30
	106	423	111	215	15	13	13	3	0	2	0	0	51
Greece		48,468	13,391	23,597	1,931	2,084	968	95	58	122	198	6	6,018
Hamlin													
	1	444	130	203	18	23	8	2	2	3	2	0	53
	2	490	187	203	14	16	13	2	0	0	3	0	52
	3	345	123	130	10	17	15	0	0	1	2	0	47
	4	331	128	132	19	19	3	2	2	1	2	0	23
	5	422	162	151	14	20	13	1	0	1	0	0	60
	6	306	109	135	13	10	7	0	1	1	3	0	27
	7	559	182	250	23	26	25	2	1	2	4	0	44
	8	359	127	143	15	22	7	2	2	0	3	0	38
	9	293	94	139	9	13	4	2	0	0	0	0	32
	10	505	214	194	22	21	9	0	0	3	1	0	41
	11	86	25	42	3	4	1	0	0	1	1	0	9
Hamlin		4,140	1,481	1,722	160	191	105	13	8	13	21	0	426
Henrietta													
	1	580	173	284	20	38	13	0	3	2	2	0	45



UNITED STATES SENATOR  
DETAIL

LEGISLATIVE DISTRICT OR TOWN	ELECTION DISTRICT	TOTAL VOTERS	HOWARD	CHARLES	CHARLES	MARILYN	CHARLES	ABRAHAM	MARTIN	DONALD	DAVID	SCATTER	BLANK AND VOID
			MILLS REP	E. SCHUMER DEM	E. SCHUMER IND	F. O'GRADY CON	E. SCHUMER WOR	HIRSCHFELD BLD	KOPPEL SWP	SILBERGER LBT	E. MCREYNOLDS GRE		
Henrietta													
	2	435	122	206	24	25	12	0	1	0	3	0	42
	3	395	77	230	18	19	4	0	1	5	3	0	38
	4	414	82	264	16	11	5	0	0	2	1	0	33
	5	469	114	266	17	16	10	1	0	0	1	0	44
	6	460	133	226	21	24	5	1	2	1	1	0	46
	7	382	91	214	14	23	8	0	0	0	2	0	30
	8	443	109	235	17	16	8	3	2	1	4	0	48
	9	399	92	231	11	16	7	1	1	1	1	1	37
	10	454	140	208	18	23	11	2	0	3	3	0	46
	11	449	111	239	13	24	10	1	0	2	2	0	47
	12	436	111	249	13	22	6	0	3	1	3	0	28
	13	558	141	291	25	30	13	2	1	1	1	0	53
	14	381	107	194	11	16	11	1	1	0	2	0	38
	15	494	116	246	28	12	22	2	1	1	2	0	64
	16	349	90	173	22	14	12	0	0	0	1	0	37
	17	498	146	266	13	22	9	1	0	7	0	0	34
	18	525	136	282	22	13	10	0	1	2	0	0	59
	19	427	111	220	17	22	10	0	0	1	4	0	42
	20	320	88	156	16	19	2	0	1	0	1	0	37
	21	348	100	183	14	14	6	2	0	0	2	0	27
	22	602	169	338	23	26	7	0	1	1	1	0	36
	23	464	126	237	20	13	12	2	2	4	3	0	45
	24	480	105	267	21	18	8	0	2	1	3	0	55
	25	420	132	211	17	17	7	1	1	1	1	0	32
	26	755	205	400	21	37	15	0	0	1	4	0	72
	27	650	213	300	24	32	9	0	2	2	2	1	65
	28	522	145	275	20	18	7	3	0	1	6	0	47
	29	617	183	310	27	28	14	0	1	5	6	1	42
	30	846	226	438	33	33	25	1	0	7	3	0	80
	31	331	78	175	15	18	5	1	2	5	1	0	31
	32	519	140	310	12	8	8	0	0	5	0	0	36

UNITED STATES SENATOR  
DETAIL

LEGISLATIVE DISTRICT OR TOWN	ELECTION DISTRICT	TOTAL VOTERS	HOWARD	CHARLES	CHARLES	MARILYN	CHARLES	ABRAHAM	MARTIN	DONALD	DAVID	SCATTER	BLANK AND VOID
			MILLS REP	E. SCHUMER DEM	E. SCHUMER IND	F. O'GRADY CON	E. SCHUMER WOR	HIRSCHFELD BLD	KOPPEL SWP	SILBERGER LBT	E. MCREYNOLDS GRE		
Henrietta													
	33	366	97	177	15	15	9	0	3	0	0	0	50
	34	309	74	165	14	8	3	4	0	0	2	0	39
	35	561	161	307	10	13	12	0	0	3	2	0	53
Henrietta		16,658	4,444	8,773	642	703	335	29	32	66	73	3	1,558
Irondequoit													
	1	525	134	274	15	23	15	1	1	3	3	0	56
	2	356	100	203	14	10	8	1	1	1	1	0	17
	3	524	110	269	24	15	20	3	1	1	1	0	80
	4	408	118	207	17	17	8	1	1	1	4	0	34
	5	438	86	245	21	18	12	1	2	0	3	0	50
	6	596	137	347	25	19	15	2	1	1	2	0	47
	7	558	139	326	23	20	9	1	1	1	0	0	38
	8	484	149	234	18	27	11	1	0	1	3	0	40
	9	474	140	233	24	14	9	1	0	0	0	0	53
	10	430	111	250	14	15	6	2	1	0	1	0	30
	11	272	85	130	13	3	6	0	1	1	0	1	32
	12	379	66	215	20	15	13	1	0	2	2	0	45
	13	577	124	348	24	21	10	1	1	2	4	0	42
	14	517	126	280	20	22	13	1	3	3	4	0	45
	15	510	144	266	17	28	10	1	1	1	3	0	39
	16	523	130	296	25	18	10	1	0	1	2	0	40
	17	300	71	184	7	8	3	1	0	1	1	0	24
	18/71/72	669	182	349	29	31	15	1	2	0	6	1	53
	19	516	103	323	11	15	6	3	1	1	5	0	48
	20	370	102	190	21	25	3	0	1	1	0	0	27
	21	443	85	266	24	17	7	0	1	1	3	1	38
	22	459	107	249	24	22	8	1	0	3	9	0	36
	23	392	82	232	20	14	3	0	1	1	3	0	36
	24	405	105	211	14	16	15	1	1	2	4	0	36

UNITED STATES SENATOR  
DETAIL

LEGISLATIVE DISTRICT OR TOWN	ELECTION DISTRICT	TOTAL VOTERS	HOWARD	CHARLES	CHARLES	MARILYN	CHARLES	ABRAHAM	MARTIN	DONALD	DAVID	SCATTER	BLANK AND VOID
			MILLS REP	E. SCHUMER DEM	E. SCHUMER IND	F. O'GRADY CON	E. SCHUMER WOR	HIRSCHFELD BLD	KOPPEL SWP	SILBERGER LBT	E. MCREYNOLDS GRE		
Irondequoit													
	25	447	109	239	19	22	6	1	0	0	4	0	47
	26	329	96	165	8	6	4	2	0	1	0	0	47
	27	265	77	137	13	15	5	0	0	1	1	0	16
	28	354	101	167	8	18	5	2	1	4	3	0	45
	29	396	83	226	13	9	8	1	0	0	1	0	55
	30	388	105	208	20	14	10	0	1	0	3	0	27
	31	412	72	258	17	11	9	0	1	1	1	0	42
	32	460	122	256	21	17	8	0	2	1	3	0	30
	33	324	80	163	14	13	8	2	1	3	2	0	38
	34	633	198	312	26	20	13	0	1	1	0	0	62
	35	314	69	182	15	12	10	1	1	1	3	0	20
	36	329	61	195	12	6	2	0	0	0	4	0	49
	37	356	94	186	13	15	5	0	1	2	1	0	39
	38	317	53	197	12	8	8	0	1	0	2	0	36
	39	270	86	140	6	8	2	0	1	0	0	0	27
	40	266	70	157	9	12	4	0	0	0	0	0	14
	41	443	113	244	12	12	7	0	1	1	3	0	50
	42	424	97	234	18	27	6	1	1	0	1	0	39
	43	345	77	171	14	9	12	1	0	1	0	0	60
	44	709	150	417	29	23	15	3	1	1	6	0	64
	45	344	84	201	13	11	3	1	0	1	1	0	29
	46	456	129	242	12	17	10	0	1	0	1	0	44
	47	168	45	88	7	9	1	0	1	0	4	0	13
	48	407	114	203	18	19	11	0	1	1	6	0	34
	49	382	104	183	19	25	10	1	0	0	8	1	31
	50	336	75	189	12	5	3	1	2	1	3	0	45
	51	500	132	275	17	12	7	1	1	2	3	0	50
	52	514	110	278	21	16	5	0	1	3	4	0	76
	53	378	88	198	10	16	11	0	0	2	1	0	52
	54	162	33	92	10	7	3	0	0	1	0	0	16
	55	486	113	285	17	17	12	0	1	2	1	0	38

UNITED STATES SENATOR  
DETAIL

LEGISLATIVE DISTRICT OR TOWN	ELECTION DISTRICT	TOTAL VOTERS	HOWARD	CHARLES	CHARLES	MARILYN	CHARLES	ABRAHAM	MARTIN	DONALD	DAVID	SCATTER	BLANK AND VOID
			MILLS REP	E. SCHUMER DEM	E. SCHUMER IND	F. O'GRADY CON	E. SCHUMER WOR	HIRSCHFELD BLD	KOPPEL SWP	SILBERGER LBT	E. MCREYNOLDS GRE		
Irondequoit													
	56	380	96	229	5	18	4	0	1	0	1	0	26
	57	606	163	323	30	16	6	1	0	1	0	0	66
	58	474	113	248	20	19	13	1	1	4	5	0	50
	59	389	86	222	17	13	4	0	0	2	5	0	40
	60	451	102	250	18	24	4	2	0	1	0	0	50
	61	532	140	290	16	17	5	3	0	4	2	0	55
	62	441	103	236	18	32	10	3	0	0	0	0	39
	63	328	77	185	12	24	5	1	0	0	3	0	21
	64	245	53	138	10	13	7	0	1	3	0	0	20
	65	282	64	163	10	6	7	0	0	0	2	0	30
	66	247	39	152	9	6	3	1	1	1	1	0	34
	67	355	82	187	21	7	8	0	0	1	1	0	48
	68	444	104	253	20	11	8	1	2	0	0	0	45
	69	228	33	153	5	4	5	0	0	1	0	1	26
	70	132	33	73	4	5	6	0	0	0	0	0	11
Irondequoit		28,573	6,964	15,717	1,134	1,079	553	57	50	78	154	5	2,782
Mendon													
	1	705	255	340	28	21	13	0	0	4	2	0	42
	2	559	169	287	29	17	5	1	1	0	3	0	47
	3	674	243	315	20	29	9	0	0	3	3	0	52
	4	540	150	290	18	17	14	1	0	3	5	0	42
	5	646	243	286	25	23	5	2	1	1	5	0	55
	6	570	200	278	28	12	9	0	2	2	6	0	33
	7	675	255	300	25	23	6	1	0	3	7	0	55
	8	292	84	147	9	16	5	1	0	0	1	0	29
	9	535	199	231	17	20	4	2	1	4	4	0	53
Mendon		5,196	1,798	2,474	199	178	70	8	5	20	36	0	408
Ogden													

UNITED STATES SENATOR  
DETAIL

LEGISLATIVE DISTRICT OR TOWN	ELECTION DISTRICT	TOTAL VOTERS	HOWARD	CHARLES	CHARLES	MARILYN	CHARLES	ABRAHAM	MARTIN	DONALD	DAVID	SCATTER	BLANK AND VOID
			MILLS REP	E. SCHUMER DEM	E. SCHUMER IND	F. O'GRADY CON	E. SCHUMER WOR	HIRSCHFELD BLD	KOPPEL SWP	SILBERGER LBT	E. MCREYNOLDS GRE		
Ogden													
	1	467	142	225	14	27	7	0	0	1	3	0	48
	2	502	160	235	18	25	9	2	0	1	1	0	51
	3	628	230	271	31	31	9	2	0	3	0	0	51
	4	470	158	209	19	30	9	1	0	1	3	0	40
	5	493	149	210	26	28	16	2	2	1	1	0	58
	6	611	178	281	21	28	15	0	0	1	4	0	83
	7	286	102	117	11	13	3	0	0	1	2	0	37
	8	494	182	205	15	33	3	1	1	1	1	0	52
	9	472	147	217	23	22	10	1	1	0	2	0	49
	10	461	175	182	20	20	6	1	0	1	3	0	53
	11	467	181	184	21	30	10	0	0	0	1	0	40
	12	563	175	246	25	42	12	1	0	0	2	0	60
	13	504	133	232	26	27	12	2	0	2	3	0	67
	14	472	150	211	17	29	6	2	1	1	0	0	55
	15	605	202	259	25	30	19	3	0	1	2	0	64
	16	316	134	108	6	26	2	1	0	0	2	0	37
	17	415	152	170	12	14	8	1	0	3	4	0	51
	18	591	175	279	24	28	12	2	0	1	3	0	67
	19	523	175	234	20	29	13	1	0	3	0	1	47
	20	<u>588</u>	<u>214</u>	<u>215</u>	<u>30</u>	<u>46</u>	<u>11</u>	<u>0</u>	<u>0</u>	<u>1</u>	<u>2</u>	<u>0</u>	<u>69</u>
Ogden		9,928	3,314	4,290	404	558	192	23	5	23	39	1	1,079
Parma													
	1	556	178	253	14	29	16	2	1	2	2	0	59
	2	656	184	312	26	42	14	0	0	1	2	0	75
	3	459	153	192	13	25	13	2	2	1	3	0	55
	4	506	163	207	23	27	9	2	0	6	3	0	66
	5	384	126	170	14	17	9	0	1	1	6	0	40
	6	253	97	90	7	19	4	0	1	0	2	0	33
	7	496	165	195	20	39	17	0	0	0	3	0	57

UNITED STATES SENATOR  
DETAIL

LEGISLATIVE DISTRICT OR TOWN	ELECTION DISTRICT	TOTAL VOTERS	HOWARD	CHARLES	CHARLES	MARILYN	CHARLES	ABRAHAM	MARTIN	DONALD	DAVID	SCATTER	BLANK AND VOID
			MILLS REP	E. SCHUMER DEM	E. SCHUMER IND	F. O'GRADY CON	E. SCHUMER WOR	HIRSCHFELD BLD	KOPPEL SWP	SILBERGER LBT	E. MCREYNOLDS GRE		
Parma													
	8	536	170	251	22	25	7	4	1	1	2	0	53
	9	555	181	242	27	21	7	1	0	2	2	1	71
	10	526	204	189	25	33	10	2	0	0	4	0	59
	11	530	161	244	25	28	14	0	0	1	2	0	55
	12	571	174	252	27	24	13	2	1	1	1	0	76
	13	699	246	303	23	24	16	1	2	1	3	0	80
	14	502	156	218	16	27	10	2	2	0	3	0	68
	15	508	179	206	17	28	16	0	0	0	2	0	60
Parma		<u>7,737</u>	<u>2,537</u>	<u>3,324</u>	<u>299</u>	<u>408</u>	<u>175</u>	<u>18</u>	<u>11</u>	<u>17</u>	<u>40</u>	<u>1</u>	<u>907</u>
Penfield													
	1	238	62	130	7	12	2	0	1	2	1	0	21
	2	531	155	279	19	19	13	1	0	2	1	0	42
	3	370	144	160	15	13	0	2	1	1	1	0	33
	4	682	246	299	31	40	10	0	2	1	3	0	50
	5	494	142	272	19	13	6	0	2	1	2	0	37
	6	465	173	209	14	24	5	1	1	4	0	0	34
	7	452	133	237	15	22	10	0	0	2	1	0	32
	8	476	134	246	21	8	13	1	1	4	2	0	46
	9	600	167	343	29	10	6	0	0	0	4	0	41
	10	421	110	228	16	16	7	1	1	0	3	0	39
	11	333	87	179	13	12	8	0	0	1	1	0	32
	12	547	177	274	21	16	4	1	1	2	2	0	49
	13	622	171	327	18	30	10	1	1	5	2	0	57
	14	596	211	253	25	25	8	1	1	5	3	0	64
	15	600	192	312	22	11	13	2	1	1	2	0	44
	16	253	88	108	11	10	7	0	0	4	0	0	25
	17	536	158	272	17	28	6	1	0	2	2	0	50
	18	341	109	169	13	12	7	0	0	2	0	0	29
	19	670	213	343	26	15	9	2	0	2	1	0	59

UNITED STATES SENATOR  
DETAIL

LEGISLATIVE DISTRICT OR TOWN	ELECTION DISTRICT	TOTAL VOTERS	HOWARD	CHARLES	CHARLES	MARILYN	CHARLES	ABRAHAM	MARTIN	DONALD	DAVID	SCATTER	BLANK AND VOID
			MILLS REP	E. SCHUMER DEM	E. SCHUMER IND	F. O'GRADY CON	E. SCHUMER WOR	HIRSCHFELD BLD	KOPPEL SWP	SILBERGER LBT	E. MCREYNOLDS GRE		
Penfield													
	20	605	195	287	23	25	9	2	0	3	2	0	59
	21	572	142	331	22	21	11	2	2	1	7	0	33
	22	482	126	290	8	13	6	1	0	1	3	0	34
	23	658	234	316	23	20	8	2	0	3	2	0	50
	24	678	225	325	28	37	2	2	0	4	3	0	52
	25	460	129	235	7	27	7	0	0	1	0	0	54
	26	351	98	181	15	13	7	0	1	1	0	0	35
	27	582	160	322	28	24	3	0	0	0	3	2	40
	28	466	130	238	26	11	6	3	0	4	1	0	47
	29	689	176	366	26	20	17	0	1	5	5	0	73
	30	815	268	404	31	31	10	2	0	0	4	2	63
	31	348	76	206	9	13	6	2	0	0	0	1	35
	32	353	92	203	13	2	8	0	4	0	1	0	30
	33	459	135	247	20	18	9	0	1	3	0	0	26
	34	390	125	192	14	9	6	0	0	0	2	0	42
	35	569	156	322	16	27	4	0	0	1	0	0	43
	36	477	120	259	20	9	3	0	1	3	3	0	59
	37	826	272	403	27	24	11	0	3	1	4	1	80
	38	371	122	164	11	16	6	0	0	3	0	0	49
	39	362	123	171	14	17	1	1	0	1	1	0	33
	40	514	163	239	16	17	4	1	0	3	2	0	69
Penfield		20,254	6,139	10,341	749	730	288	32	26	79	74	6	1,790
Perinton													
	1	667	225	328	25	34	5	1	1	1	6	0	41
	2	632	217	328	19	24	6	0	0	1	3	0	34
	3	446	127	258	7	17	7	1	0	1	0	0	28
	4	420	92	224	23	22	13	0	1	2	1	0	42
	5	300	86	148	12	9	5	1	0	0	3	0	36
	6	452	128	245	14	24	8	0	0	1	2	0	30

UNITED STATES SENATOR  
DETAIL

LEGISLATIVE DISTRICT OR TOWN	ELECTION DISTRICT	TOTAL VOTERS	HOWARD	CHARLES	CHARLES	MARILYN	CHARLES	ABRAHAM	MARTIN	DONALD	DAVID	SCATTER	BLANK AND VOID
			MILLS REP	E. SCHUMER DEM	E. SCHUMER IND	F. O'GRADY CON	E. SCHUMER WOR	HIRSCHFELD BLD	KOPPEL SWP	SILBERGER LBT	E. MCREYNOLDS GRE		
Perinton													
	7	547	149	302	16	14	8	0	1	1	2	0	54
	8	502	136	264	28	25	6	2	0	1	1	0	39
	9	667	218	304	31	21	15	3	2	3	5	0	65
	10	596	174	296	28	19	10	2	0	2	4	1	60
	11	386	110	201	22	8	4	0	0	2	2	0	37
	12	493	128	294	15	15	4	2	0	1	1	0	33
	13	427	145	214	19	20	2	0	0	4	1	0	22
	14	501	138	279	22	13	11	2	1	2	2	0	31
	15	511	131	280	19	20	12	1	1	1	1	0	45
	16	418	125	223	10	11	2	1	0	1	0	0	45
	17	516	160	283	18	9	6	0	0	1	3	0	36
	18	480	142	239	16	25	11	0	1	2	2	0	42
	19	462	138	236	14	23	8	1	1	0	3	0	38
	20	489	157	253	15	27	4	1	0	0	1	0	31
	21	542	165	263	18	25	6	1	1	1	3	0	59
	22	352	90	200	10	13	3	0	0	3	1	0	32
	23	523	170	274	10	26	7	0	0	1	1	0	34
	24	783	220	393	33	32	10	0	0	1	1	0	93
	25	364	98	193	15	12	14	0	2	0	5	0	25
	26	542	165	275	27	26	6	0	1	1	3	0	38
	27	410	113	227	12	19	7	0	0	1	2	0	29
	28	400	114	214	12	18	3	0	0	1	4	0	34
	29	318	86	180	13	6	8	0	1	1	1	0	22
	30	491	145	266	24	18	2	0	0	1	0	0	35
	31	619	217	314	16	16	2	1	0	0	0	0	53
	32	466	146	238	16	16	8	2	1	3	1	0	35
	33	522	159	276	25	17	9	0	0	1	3	0	32
	34	566	182	283	15	24	8	2	0	0	4	0	48
	35	444	121	233	19	16	6	0	0	2	2	0	45
	36	363	98	195	10	14	6	1	0	3	1	0	35
	37	511	151	267	17	24	6	2	0	0	4	0	40



UNITED STATES SENATOR  
DETAIL

LEGISLATIVE DISTRICT OR TOWN	ELECTION DISTRICT	TOTAL VOTERS	HOWARD	CHARLES	CHARLES	MARILYN	CHARLES	ABRAHAM	MARTIN	DONALD	DAVID	SCATTER	BLANK AND VOID
			MILLS REP	E. SCHUMER DEM	E. SCHUMER IND	F. O'GRADY CON	E. SCHUMER WOR	HIRSCHFELD BLD	KOPPEL SWP	SILBERGER LBT	E. MCREYNOLDS GRE		
Perinton													
	38	628	176	333	21	16	13	2	1	2	0	0	64
	39	610	182	303	27	24	24	0	0	2	1	0	47
	40	386	122	195	17	14	7	0	1	2	2	0	26
	41	345	96	181	14	19	6	0	0	0	2	0	27
	42	521	133	287	15	21	6	1	0	2	4	0	52
	43	692	214	365	22	31	9	0	0	7	4	0	40
	44	415	121	236	12	14	2	0	0	1	2	0	27
	45	832	286	405	25	36	9	3	1	1	0	0	66
	46	301	87	157	13	11	4	0	0	1	0	0	28
	47	530	198	245	19	18	4	0	1	0	1	0	44
	48	406	120	212	16	19	3	1	0	1	3	0	31
	49	428	140	230	16	10	2	0	1	0	1	0	28
	50	229	38	129	11	10	6	1	1	1	1	0	31
	51	509	236	219	12	17	2	0	1	0	1	0	21
	52	542	161	279	20	20	4	1	1	1	1	0	54
	53	421	124	233	13	15	4	0	0	3	3	0	26
	54	845	297	418	28	26	6	1	0	4	1	1	63
	55	460	144	260	21	10	3	1	0	0	1	0	20
	56	635	223	315	23	16	6	2	1	3	1	0	45
Perinton		27,863	8,464	14,492	1,010	1,049	378	40	24	78	108	2	2,218
Pittsford													
	1	415	114	220	14	16	9	1	0	7	3	0	31
	2	462	117	262	16	14	5	0	0	4	4	0	40
	3	667	243	332	12	13	8	0	0	0	3	0	56
	4	576	160	327	20	20	6	0	0	2	2	0	39
	5	370	85	217	8	14	9	1	0	4	1	0	31
	6	520	140	301	13	18	4	2	0	2	1	0	39
	7	258	69	153	6	12	0	0	0	0	0	0	18
	8	479	182	236	13	20	2	0	0	2	2	0	22

UNITED STATES SENATOR  
DETAIL

LEGISLATIVE DISTRICT OR TOWN	ELECTION DISTRICT	TOTAL VOTERS	HOWARD	CHARLES	CHARLES	MARILYN	CHARLES	ABRAHAM	MARTIN	DONALD	DAVID	SCATTER	BLANK AND VOID
			MILLS REP	E. SCHUMER DEM	E. SCHUMER IND	F. O'GRADY CON	E. SCHUMER WOR	HIRSCHFELD BLD	KOPPEL SWP	SILBERGER LBT	E. MCREYNOLDS GRE		
Pittsford													
	9	520	148	301	15	17	3	1	1	4	5	0	25
	10	900	309	444	27	21	11	0	3	4	5	0	76
	11	449	152	213	15	16	8	0	0	1	0	0	44
	12	459	159	231	18	12	6	0	0	0	1	0	32
	13	354	116	180	13	10	4	1	0	0	1	0	29
	14	370	103	214	11	17	3	1	0	1	2	0	18
	15	407	106	217	18	14	9	0	0	1	0	0	42
	16	400	131	203	14	6	4	2	0	3	3	0	34
	17	633	180	372	21	11	7	0	0	4	3	0	35
	18	504	132	305	12	15	7	0	2	0	3	0	28
	19	311	76	168	11	14	7	0	0	3	2	0	30
	20	485	138	282	11	15	4	0	2	3	4	0	26
	21	576	162	342	16	13	7	0	0	5	2	0	29
	22	595	164	358	17	13	6	0	0	2	1	0	34
	23	430	145	212	19	15	8	0	1	0	1	0	29
	24	580	215	296	15	13	1	0	0	1	1	0	38
	25	528	152	311	12	12	3	1	0	3	3	0	31
	26	494	139	282	17	16	10	0	0	0	2	0	28
	27	451	150	230	14	25	6	0	2	0	0	0	24
	28	437	97	277	18	7	4	0	1	4	4	0	25
	29	461	151	237	12	12	8	0	1	3	1	0	36
	30	421	130	225	12	12	6	2	2	1	0	0	31
	31	592	183	332	17	14	6	0	0	2	1	0	37
	32	506	158	248	16	20	8	2	0	2	0	0	52
	33	655	239	321	17	19	6	1	0	1	2	0	49
Pittsford		16,265	4,945	8,849	490	486	195	15	15	69	63	0	1,138
Riga													
	1	665	231	280	28	28	16	1	0	1	1	1	78
	2	512	182	200	23	34	10	0	2	3	3	0	55

UNITED STATES SENATOR  
DETAIL

LEGISLATIVE DISTRICT OR TOWN	ELECTION DISTRICT	TOTAL VOTERS	HOWARD	CHARLES	CHARLES	MARILYN	CHARLES	ABRAHAM	MARTIN	DONALD	DAVID	SCATTER	BLANK AND VOID
			MILLS REP	E. SCHUMER DEM	E. SCHUMER IND	F. O'GRADY CON	E. SCHUMER WOR	HIRSCHFELD BLD	KOPPEL SWP	SILBERGER LBT	E. MCREYNOLDS GRE		
Riga													
	3	424	130	215	8	21	4	1	1	3	4	0	37
	4	506	190	200	12	23	16	1	2	3	4	0	55
	5	477	195	179	25	13	4	2	0	1	2	0	56
	6	435	177	164	18	23	4	0	1	1	1	0	46
Riga		<u>3,019</u>	<u>1,105</u>	<u>1,238</u>	<u>114</u>	<u>142</u>	<u>54</u>	<u>5</u>	<u>6</u>	<u>12</u>	<u>15</u>	<u>1</u>	<u>327</u>
Rush													
	1	548	182	253	29	18	7	2	0	3	2	0	52
	2	442	158	212	16	15	6	0	0	0	4	0	31
	3	558	177	283	24	10	16	1	0	3	7	0	37
	4	593	219	262	16	28	15	1	1	0	4	0	47
Rush		<u>2,141</u>	<u>736</u>	<u>1,010</u>	<u>85</u>	<u>71</u>	<u>44</u>	<u>4</u>	<u>1</u>	<u>6</u>	<u>17</u>	<u>0</u>	<u>167</u>
Sweden													
	1	462	165	186	18	29	11	0	2	1	4	0	46
	2	380	73	202	13	13	9	2	0	1	9	0	58
	3	631	168	334	28	23	10	1	1	2	4	0	60
	4	658	183	349	24	39	6	1	0	0	3	0	53
	5	160	45	90	4	7	3	0	0	0	1	0	10
	6	484	133	235	19	29	11	3	0	1	3	0	50
	7	515	151	286	17	23	5	1	0	0	0	0	32
	8	407	157	135	17	29	16	0	1	2	4	0	46
	9	375	111	172	10	19	6	0	2	3	2	0	50
	10	634	219	261	26	29	18	3	1	3	2	0	72
	11	216	58	102	6	9	9	1	1	2	2	0	26
	12	429	163	179	13	18	6	1	1	1	1	0	46
Sweden		<u>5,351</u>	<u>1,626</u>	<u>2,531</u>	<u>195</u>	<u>267</u>	<u>110</u>	<u>13</u>	<u>9</u>	<u>16</u>	<u>35</u>	<u>0</u>	<u>549</u>
Webster													
	1	525	147	264	24	35	6	1	0	2	3	0	43

UNITED STATES SENATOR  
DETAIL

LEGISLATIVE DISTRICT OR TOWN	ELECTION DISTRICT	TOTAL VOTERS	HOWARD	CHARLES	CHARLES	MARILYN	CHARLES	ABRAHAM	MARTIN	DONALD	DAVID	SCATTER	BLANK AND VOID
			MILLS REP	E. SCHUMER DEM	E. SCHUMER IND	F. O'GRADY CON	E. SCHUMER WOR	HIRSCHFELD BLD	KOPPEL SWP	SILBERGER LBT	E. MCREYNOLDS GRE		
Webster													
	2	595	159	298	21	24	12	3	1	2	4	0	71
	3	455	149	239	12	16	5	0	1	1	4	0	28
	4	325	100	152	18	20	3	1	0	1	3	0	27
	5	568	139	300	20	33	8	1	1	4	4	0	58
	6	521	153	268	21	15	6	0	0	3	3	0	52
	7	585	168	282	20	25	5	2	3	1	2	0	77
	8	479	148	247	18	20	3	3	0	2	3	1	34
	9	671	221	298	33	34	15	2	0	3	4	0	61
	10	712	254	330	27	25	11	1	0	4	2	2	56
	11	482	140	247	24	17	3	0	1	4	1	0	45
	12	631	204	294	25	29	15	0	1	3	4	0	56
	13	475	160	221	24	17	6	1	0	0	2	0	44
	14	463	138	244	19	17	11	0	0	2	2	0	30
	15	376	109	187	16	15	4	0	0	2	3	0	40
	16	628	193	317	16	25	11	3	0	0	4	0	59
	17	464	167	205	13	31	4	1	0	0	1	0	42
	18	411	120	201	15	19	6	1	0	2	5	0	42
	19	684	208	347	15	24	8	2	0	1	2	0	77
	20	627	209	291	25	22	9	1	1	4	0	0	65
	21	639	191	305	23	35	16	1	0	1	1	0	66
	22	576	176	268	26	14	15	2	2	4	3	0	66
	23	476	137	260	14	16	9	1	0	2	4	0	33
	24	911	270	454	31	41	12	1	2	1	1	0	98
	25	558	149	274	23	26	7	0	1	4	5	0	69
	26	524	171	248	12	17	6	4	0	3	1	0	62
	27	443	152	197	15	23	8	0	0	0	5	0	43
	28	506	138	259	22	17	13	0	0	2	4	0	51
	29	416	114	221	14	15	12	0	1	0	1	0	38
	30	390	79	197	19	19	8	1	2	2	7	0	56
	31	465	132	225	19	24	7	1	0	1	0	0	56
	32	552	166	267	21	27	12	3	1	1	1	0	53

UNITED STATES SENATOR  
DETAIL

LEGISLATIVE DISTRICT OR TOWN	ELECTION DISTRICT	TOTAL VOTERS	HOWARD	CHARLES	CHARLES	MARILYN	CHARLES	ABRAHAM	MARTIN	DONALD	DAVID	SCATTER	BLANK AND VOID
			MILLS REP	E. SCHUMER DEM	E. SCHUMER IND	F. O'GRADY CON	E. SCHUMER WOR	HIRSCHFELD BLD	KOPPEL SWP	SILBERGER LBT	E. MCREYNOLDS GRE		
Webster													
	33	554	179	275	25	27	11	1	0	4	0	0	32
	34	320	75	163	12	21	2	0	2	2	1	0	42
	35	339	104	158	11	21	12	0	2	1	1	0	29
	36	499	166	233	20	23	3	1	1	2	4	0	46
	37	654	201	344	23	18	7	2	1	1	2	0	55
	38	676	167	384	24	27	8	1	1	0	2	0	62
	39	452	163	232	9	15	4	0	1	1	1	0	26
	40	661	222	317	23	19	6	0	1	2	1	0	70
	41	433	132	210	20	19	7	0	0	1	1	0	43
	42	463	141	219	27	21	10	0	0	2	1	0	42
	43	361	118	168	15	22	3	0	0	0	1	0	34
Webster		22,545	6,829	11,110	854	970	349	42	27	78	104	3	2,179
Wheatland													
	1	531	175	255	13	22	7	1	1	3	7	0	47
	2	508	174	229	25	15	9	1	1	0	4	0	50
	3	668	200	316	28	30	17	0	0	2	6	1	68
	4	523	169	244	19	18	7	4	1	1	3	0	57
	5	535	194	230	12	32	9	2	1	1	6	0	48
Wheatland		2,765	912	1,274	97	117	49	8	4	7	26	1	270
TOWNS		275,119	78,565	140,169	10,260	10,981	4,982	530	348	845	1,292	37	27,110
GRAND TOTAL:		344,788	87,655	184,609	12,629	12,612	7,030	848	601	1,166	1,995	53	35,590

STATE SUPREME COURT JUSTICE  
7TH JUDICIAL DISTRICT  
(VOTE FOR 2)  
SUMMARY

LEGISLATIVE DISTRICT OR TOWN	TOTAL VOTERS	THOMAS A. STANDER	ANN MARIE TADDEO	FRANK P. GERACI, JR.	THOMAS A. STANDER	FRANK P. GERACI, JR.	FRANK P. GERACI, JR.	SCATTER	BLANK AND VOID
		REP	REP	DEM	CON	CON	WOR		
Leg. Dist. 06	4,836	855	1,193	910	132	89	58	1	1,598
Leg. Dist. 07	2,406	389	529	496	58	39	31	0	864
Leg. Dist. 21	18,674	2,054	2,748	5,011	344	252	308	7	7,950
Leg. Dist. 22	10,676	527	756	3,278	121	67	119	0	5,808
Leg. Dist. 23	21,394	2,774	3,397	5,857	440	304	412	4	8,206
Leg. Dist. 24	12,046	1,586	1,910	3,168	239	143	256	4	4,740
Leg. Dist. 25	13,610	897	1,189	4,101	189	86	193	2	6,953
Leg. Dist. 26	9,966	1,398	1,930	2,219	234	189	134	5	3,857
Leg. Dist. 27	18,592	1,252	1,817	5,681	292	148	276	2	9,124
Leg. Dist. 28	12,066	1,365	1,921	2,880	233	162	155	2	5,348
Leg. Dist. 29	14,560	1,344	1,817	3,716	254	169	159	3	7,098
CITY	138,826	14,441	19,207	37,317	2,536	1,648	2,101	30	61,546
Brighton	38,460	7,144	7,526	9,782	680	443	416	6	12,463
Chili	30,070	6,690	7,928	4,790	853	663	286	9	8,851
Clarkson	6,008	1,383	1,689	782	182	120	46	1	1,805
East Rochester	6,042	1,094	1,423	1,036	115	78	62	0	2,234
Gates	27,530	5,315	6,846	4,915	630	533	225	2	9,064
Greece	96,836	19,597	24,716	15,726	2,501	2,086	785	13	31,412
Hamlin	8,274	1,994	2,452	961	261	163	72	0	2,371
Henrietta	33,248	6,651	8,171	6,004	897	636	307	4	10,578
Irondequoit	57,006	10,692	13,484	12,070	1,330	1,141	527	7	17,755
Mendon	10,362	2,566	2,771	1,742	260	192	63	2	2,766
Ogden	19,828	4,559	5,471	2,789	690	489	137	1	5,692
Parma	15,450	3,607	4,336	1,982	449	346	141	2	4,587
Penfield	40,422	9,215	10,510	7,416	982	767	295	7	11,230
Perinton	55,624	13,935	14,481	9,565	1,341	943	350	9	15,000
Pittsford	32,426	7,886	7,829	6,457	646	509	193	2	8,904

STATE SUPREME COURT JUSTICE  
7TH JUDICIAL DISTRICT  
(VOTE FOR 2)  
SUMMARY

LEGISLATIVE DISTRICT OR TOWN	TOTAL VOTERS	THOMAS A. STANDER	ANN MARIE TADDEO	FRANK P. GERACI, JR.	THOMAS A. STANDER	FRANK P. GERACI, JR.	FRANK P. GERACI, JR.	SCATTER	BLANK AND VOID
		REP	REP	DEM	CON	CON	WOR		
Riga	6,034	1,448	1,751	789	171	140	51	0	1,684
Rush	4,270	1,037	1,196	672	99	52	30	0	1,184
Sweden	10,674	2,254	2,718	1,668	310	204	105	1	3,414
Webster	45,032	10,070	11,873	7,768	1,130	899	322	2	12,968
Wheatland	5,526	1,227	1,409	844	155	106	46	0	1,739
TOWNS	549,122	118,364	138,580	97,758	13,682	10,510	4,459	68	165,701
GRAND TOTAL:	687,948	132,805	157,787	135,075	16,218	12,158	6,560	98	227,247

STATE SUPREME COURT JUSTICE  
7TH JUDICIAL DISTRICT  
(VOTE FOR 2)  
DETAIL

LEGISLATIVE DISTRICT OR TOWN	ELECTION DISTRICT	TOTAL VOTERS	THOMAS A. STANDER	ANN MARIE TADDEO	FRANK P. GERACI, JR.	THOMAS A. STANDER	FRANK P. GERACI, JR.	FRANK P. GERACI, JR.	SCATTER	BLANK AND VOID
			REP	REP	DEM	CON	CON	WOR		
Leg. Dist. 06										
	1	1,176	214	294	204	21	18	15	0	410
	2	572	99	138	106	18	15	11	0	185
	3	730	144	186	114	31	19	3	0	233
	4	810	130	205	172	23	15	11	0	254
	5	726	125	170	150	19	11	9	1	241
	6	822	143	200	164	20	11	9	0	275
Leg. Dist. 06		4,836	855	1,193	910	132	89	58	1	1,598
Leg. Dist. 07										
	1	1,088	187	253	224	16	13	19	0	376
	2	750	112	147	162	23	13	7	0	286
	3	568	90	129	110	19	13	5	0	202
Leg. Dist. 07		2,406	389	529	496	58	39	31	0	864
Leg. Dist. 21										
	1	868	113	141	207	20	18	19	3	347
	2	806	118	118	219	19	10	8	0	314
	3	478	47	65	123	8	6	8	0	221
	4	516	50	91	132	15	9	6	0	213
	5/16	916	129	179	232	28	17	18	0	313
	6	752	74	111	206	12	11	20	0	318
	7	1,044	144	197	276	13	16	9	0	389
	8	382	40	63	93	9	6	6	0	165
	9	772	106	122	211	11	7	10	1	304
	10	922	158	169	243	15	12	8	1	316
	11/29-17	446	39	46	111	10	5	7	0	228
	12	856	114	153	221	16	15	15	0	322
	13	406	25	43	122	8	3	22	2	181
	14	966	113	138	239	30	15	18	0	413
	15	920	103	154	241	18	17	11	0	376



STATE SUPREME COURT JUSTICE  
7TH JUDICIAL DISTRICT  
(VOTE FOR 2)  
DETAIL

LEGISLATIVE DISTRICT OR TOWN	ELECTION DISTRICT	TOTAL VOTERS	THOMAS A. STANDER	ANN MARIE TADDEO	FRANK P. GERACI, JR.	THOMAS A. STANDER	FRANK P. GERACI, JR.	FRANK P. GERACI, JR.	SCATTER	BLANK AND VOID
			REP	REP	DEM	CON	CON	WOR		
Leg. Dist. 21	17/28	740	87	109	177	11	10	18	0	328
	18	628	46	66	179	6	5	7	0	319
	19	302	16	32	101	4	1	1	0	147
	20	396	54	82	102	11	4	11	0	132
	21	694	73	93	197	12	5	10	0	304
	22	830	39	73	245	10	8	9	0	446
	23	574	56	74	158	9	8	11	0	258
	24	790	121	149	207	13	19	15	0	266
	25	662	44	58	189	8	9	8	0	346
	26	566	23	45	180	11	3	13	0	291
	27	420	21	38	127	2	2	4	0	226
	29	268	29	42	65	2	3	3	0	124
	30	50	6	8	13	0	0	0	0	23
	31/34	326	25	40	92	4	3	5	0	157
	32	44	4	7	12	2	1	1	0	17
	33	334	37	42	91	7	4	7	0	146
Leg. Dist. 21		18,674	2,054	2,748	5,011	344	252	308	7	7,950
Leg. Dist. 22	1	832	62	87	255	9	4	9	0	406
	2	266	9	21	77	0	2	4	0	153
	3	618	43	48	191	3	4	6	0	323
	4	264	11	16	81	1	2	7	0	146
	5	556	29	37	176	12	5	5	0	292
	6	500	12	20	156	4	1	5	0	302
	7	324	7	13	107	4	1	3	0	189
	8	536	35	47	151	6	2	6	0	289
	9	440	19	36	125	11	7	6	0	236
	10	428	16	22	138	2	1	2	0	247

STATE SUPREME COURT JUSTICE  
7TH JUDICIAL DISTRICT  
(VOTE FOR 2)  
DETAIL

LEGISLATIVE DISTRICT OR TOWN	ELECTION DISTRICT	TOTAL VOTERS	THOMAS A. STANDER	ANN MARIE TADDEO	FRANK P. GERACI, JR.	THOMAS A. STANDER	FRANK P. GERACI, JR.	FRANK P. GERACI, JR.	SCATTER	BLANK AND VOID
			REP	REP	DEM	CON	CON	WOR		
Leg. Dist. 22										
	11	546	25	27	180	7	6	9	0	292
	12	378	10	14	129	1	1	2	0	221
	13	246	6	10	81	2	3	5	0	139
	14	554	39	55	162	7	5	2	0	284
	15	564	19	29	186	6	1	8	0	315
	16	278	14	17	88	0	1	4	0	154
	17	246	10	14	85	7	1	1	0	128
	18	332	16	19	99	3	1	6	0	188
	19	400	26	39	125	3	1	3	0	203
	20	536	31	52	163	5	2	10	0	273
	21	442	20	22	141	8	2	4	0	245
	22	656	32	51	185	11	8	6	0	363
	23	430	17	27	126	3	3	4	0	250
	24	304	19	33	71	6	3	2	0	170
Leg. Dist. 22		10,676	527	756	3,278	121	67	119	0	5,808
Leg. Dist. 23										
	1	458	61	67	131	8	2	10	0	179
	2	984	80	113	266	18	10	36	0	461
	3	640	65	93	180	19	16	15	0	252
	4	1,222	156	192	348	22	15	25	2	462
	5	998	115	171	247	24	13	18	0	410
	6	514	80	92	135	10	7	6	0	184
	7	982	111	156	275	11	7	28	0	394
	8	874	105	128	244	15	13	17	0	352
	9	558	84	74	157	8	5	12	0	218
	10	748	93	115	176	12	10	9	0	333
	11	818	123	112	250	13	11	14	0	295
	12	896	139	146	261	13	15	10	0	312

STATE SUPREME COURT JUSTICE  
7TH JUDICIAL DISTRICT  
(VOTE FOR 2)  
DETAIL

LEGISLATIVE DISTRICT OR TOWN	ELECTION DISTRICT	TOTAL VOTERS	THOMAS A. STANDER	ANN MARIE TADDEO	FRANK P. GERACI, JR.	THOMAS A. STANDER	FRANK P. GERACI, JR.	FRANK P. GERACI, JR.	SCATTER	BLANK AND VOID
			REP	REP	DEM	CON	CON	WOR		
Leg. Dist. 23										
	13	606	85	117	150	25	17	11	0	201
	14	816	102	132	221	15	7	20	0	319
	15	614	52	80	162	15	13	9	1	282
	16	892	89	127	225	15	7	15	0	414
	17	960	136	199	230	21	12	27	0	335
	18	888	135	174	215	22	22	10	0	310
	19	776	125	156	185	20	11	8	0	271
	20	820	103	107	252	15	7	22	0	314
	21	710	109	108	211	12	10	14	0	246
	22	572	75	96	169	14	4	16	0	198
	23	470	41	56	131	6	4	11	0	221
	24	802	98	117	217	18	10	10	0	332
	25	1,016	138	153	333	28	20	19	1	324
	26	1,158	177	194	344	27	25	12	0	379
	27	602	97	122	142	14	11	8	0	208
Leg. Dist. 23		21,394	2,774	3,397	5,857	440	304	412	4	8,206
Leg. Dist. 24										
	1	892	96	110	290	23	11	28	1	333
	2	682	89	83	206	13	6	25	0	260
	3	794	108	115	222	18	13	17	0	301
	4	834	92	139	223	17	5	7	0	351
	5	782	133	141	203	15	13	8	0	269
	6	574	90	106	138	14	9	15	0	202
	7	520	76	103	124	11	8	6	1	191
	8	816	136	144	215	20	17	19	0	265
	9	556	99	116	124	14	8	14	0	181
	10	930	107	133	243	19	8	34	0	386
	11	622	77	98	143	12	6	6	0	280

STATE SUPREME COURT JUSTICE  
7TH JUDICIAL DISTRICT  
(VOTE FOR 2)  
DETAIL

LEGISLATIVE DISTRICT OR TOWN	ELECTION DISTRICT	TOTAL VOTERS	THOMAS A. STANDER	ANN MARIE TADDEO	FRANK P. GERACI, JR.	THOMAS A. STANDER	FRANK P. GERACI, JR.	FRANK P. GERACI, JR.	SCATTER	BLANK AND VOID
			REP	REP	DEM	CON	CON	WOR		
Leg. Dist. 24										
	12	354	53	53	86	3	6	1	0	152
	13	778	99	119	212	9	6	20	1	312
	14	886	87	128	231	14	12	21	0	393
	15	924	106	140	227	19	6	14	0	412
	16	840	98	134	234	16	8	20	1	329
	17	262	40	48	47	2	1	1	0	123
Leg. Dist. 24		12,046	1,586	1,910	3,168	239	143	256	4	4,740
Leg. Dist. 25										
	1	850	84	105	254	18	9	9	0	371
	2	614	22	42	196	6	4	8	0	336
	3	840	37	54	274	8	5	7	0	455
	4	228	16	16	64	4	1	0	0	127
	5	610	11	28	221	2	3	6	0	339
	6	732	57	70	179	19	4	18	1	384
	7	666	19	22	205	5	5	7	0	403
	8	828	25	46	278	10	4	5	0	460
	9	382	10	11	138	4	0	3	0	216
	10	682	33	46	219	11	4	6	0	363
	11	568	18	28	192	5	1	6	0	318
	12	900	88	124	233	13	10	30	0	402
	13	580	10	20	203	5	2	9	0	331
	14/24	946	105	137	268	15	2	21	0	398
	15	510	11	15	174	3	3	6	0	298
	16	190	21	28	50	5	2	4	1	79
	17	362	12	18	113	3	0	0	0	216
	18	826	85	97	226	13	10	16	0	379
	19	54	6	10	13	3	0	0	0	22
	20/25	830	102	114	208	7	7	4	0	388

STATE SUPREME COURT JUSTICE  
7TH JUDICIAL DISTRICT  
(VOTE FOR 2)  
DETAIL

LEGISLATIVE DISTRICT OR TOWN	ELECTION DISTRICT	TOTAL VOTERS	THOMAS A. STANDER	ANN MARIE TADDEO	FRANK P. GERACI, JR.	THOMAS A. STANDER	FRANK P. GERACI, JR.	FRANK P. GERACI, JR.	SCATTER	BLANK AND VOID
			REP	REP	DEM	CON	CON	WOR		
Leg. Dist. 25										
	21	464	56	59	119	8	2	2	0	218
	22	488	39	56	141	12	6	9	0	225
	23/27-24	460	30	43	133	10	2	17	0	225
Leg. Dist. 25		13,610	897	1,189	4,101	189	86	193	2	6,953
Leg. Dist. 26										
	1	650	64	97	179	11	8	12	0	279
	2	316	27	55	78	7	6	7	1	135
	3	526	107	130	93	14	8	4	0	170
	4	620	119	154	101	22	20	6	1	197
	5	660	103	134	142	21	15	7	1	237
	7	732	113	145	144	20	16	8	0	286
	8	778	97	130	190	13	9	6	0	333
	9	740	105	145	150	28	20	10	2	280
	10	852	108	157	177	18	19	15	0	358
	11	760	117	175	149	17	9	10	0	283
	12	876	111	168	232	13	9	18	0	325
	13	58	8	8	12	0	0	1	0	29
	14	740	110	142	177	17	11	11	0	272
	15	718	91	136	195	13	13	5	0	265
	16	940	118	154	200	20	26	14	0	408
	17	0	0	0	0	0	0	0	0	0
Leg. Dist. 26		9,966	1,398	1,930	2,219	234	189	134	5	3,857
Leg. Dist. 27										
	1	868	68	103	260	14	7	12	0	404
	2	792	60	80	233	14	9	13	0	383
	3	814	73	99	242	19	10	15	0	356
	4	920	86	109	280	14	10	13	0	408
	5	898	57	91	279	13	6	17	0	435

STATE SUPREME COURT JUSTICE  
7TH JUDICIAL DISTRICT  
(VOTE FOR 2)  
DETAIL

LEGISLATIVE DISTRICT OR TOWN	ELECTION DISTRICT	TOTAL VOTERS	THOMAS A. STANDER	ANN MARIE TADDEO	FRANK P. GERACI, JR.	THOMAS A. STANDER	FRANK P. GERACI, JR.	FRANK P. GERACI, JR.	SCATTER	BLANK AND VOID
			REP	REP	DEM	CON	CON	WOR		
Leg. Dist. 27										
	6	832	58	72	267	12	8	8	1	406
	7	880	79	110	258	10	4	18	0	401
	8	898	47	90	263	10	3	10	0	475
	9	838	53	75	259	11	3	26	0	411
	10	782	78	100	221	16	7	13	0	347
	11	894	72	107	259	19	14	13	0	410
	12	700	52	78	199	8	4	7	0	352
	13	822	30	48	280	8	5	6	0	445
	14	608	35	50	204	8	2	3	0	306
	15	710	30	46	214	9	3	11	0	397
	16	838	55	65	259	14	6	17	0	422
	17	422	46	59	111	6	0	3	0	197
	18	626	35	53	213	8	2	8	0	307
	19	802	38	70	256	23	10	14	0	391
	20	520	16	24	180	2	6	9	0	283
	21	420	15	32	134	8	5	2	1	223
	22	836	29	45	278	12	6	18	0	448
	23	512	19	45	163	8	3	5	0	269
	27	702	88	115	168	14	7	7	0	303
	28	658	33	51	201	12	8	8	0	345
Leg. Dist. 27		18,592	1,252	1,817	5,681	292	148	276	2	9,124
Leg. Dist. 28										
	1	510	57	90	125	4	4	7	0	223
	2	644	82	115	152	12	7	6	0	270
	3	480	42	76	111	7	5	3	0	236
	4	850	83	136	194	29	17	14	0	377
	5	420	71	89	91	3	5	2	0	159
	6	540	67	81	147	4	5	4	1	231

STATE SUPREME COURT JUSTICE  
7TH JUDICIAL DISTRICT  
(VOTE FOR 2)  
DETAIL

LEGISLATIVE DISTRICT OR TOWN	ELECTION DISTRICT	TOTAL VOTERS	THOMAS A. STANDER	ANN MARIE TADDEO	FRANK P. GERACI, JR.	THOMAS A. STANDER	FRANK P. GERACI, JR.	FRANK P. GERACI, JR.	SCATTER	BLANK AND VOID
			REP	REP	DEM	CON	CON	WOR		
Leg. Dist. 28										
	7	892	121	147	206	13	8	8	0	389
	8	672	57	80	151	6	4	7	0	367
	9	418	54	68	95	9	7	6	0	179
	10	442	46	74	103	16	9	7	0	187
	11/25	760	77	103	177	10	9	14	0	370
	12	368	30	49	94	9	1	4	0	181
	13	652	63	93	151	14	13	8	0	310
	14	702	60	95	176	18	11	6	1	335
	15	318	32	41	76	8	6	2	0	153
	16	516	74	103	110	8	8	7	0	206
	17	252	19	34	64	8	5	3	0	119
	18	866	102	171	207	22	16	18	0	330
	19	34	2	1	10	1	1	0	0	19
	21	490	73	86	115	14	11	12	0	179
	22	386	30	50	86	6	5	4	0	205
	23	720	105	117	202	9	3	11	0	273
	24	134	18	22	37	3	2	2	0	50
Leg. Dist. 28		12,066	1,365	1,921	2,880	233	162	155	2	5,348
Leg. Dist. 29										
	1	96	9	13	29	4	1	1	0	39
	2	250	13	22	68	6	1	6	0	134
	3	508	51	64	145	7	3	3	0	235
	4	806	80	126	210	16	9	7	0	358
	5	790	82	117	184	17	15	14	0	361
	6	572	78	99	132	12	9	11	0	231
	7	90	1	4	23	2	1	3	0	56
	8	716	74	94	188	6	3	7	0	344
	9	582	66	95	135	6	8	4	1	267

STATE SUPREME COURT JUSTICE  
7TH JUDICIAL DISTRICT  
(VOTE FOR 2)  
DETAIL

LEGISLATIVE DISTRICT OR TOWN	ELECTION DISTRICT	TOTAL VOTERS	THOMAS A. STANDER	ANN MARIE TADDEO	FRANK P. GERACI, JR.	THOMAS A. STANDER	FRANK P. GERACI, JR.	FRANK P. GERACI, JR.	SCATTER	BLANK AND VOID
			REP	REP	DEM	CON	CON	WOR		
Leg. Dist. 29										
	10	740	59	82	209	11	3	6	0	370
	11	538	69	96	138	6	4	3	0	222
	12	660	55	74	178	14	14	4	0	321
	13	648	31	40	177	9	5	6	0	380
	14	588	64	86	154	11	5	9	0	259
	15	550	41	65	128	9	6	2	0	299
	16	274	26	27	67	8	3	9	0	134
	18	610	98	114	136	14	13	5	0	230
	19	632	55	71	175	14	5	5	0	307
	20	954	52	76	279	16	8	8	0	515
	21	794	82	113	190	21	11	6	0	371
	22	342	25	33	90	4	2	3	0	185
	23	568	40	45	119	5	5	6	2	346
	24	912	79	111	210	20	22	14	0	456
	25	580	74	84	126	8	5	6	0	277
	26	502	20	37	146	5	7	8	0	279
	27	258	20	29	80	3	1	3	0	122
Leg. Dist. 29		14,560	1,344	1,817	3,716	254	169	159	3	7,098
CITY		138,826	14,441	19,207	37,317	2,536	1,648	2,101	30	61,546
Brighton										
	1	1,010	177	182	275	22	14	15	1	324
	2	672	118	132	141	16	10	9	0	246
	3	778	149	175	162	11	7	8	0	266
	4	876	130	137	247	13	8	13	0	328
	5	874	122	135	256	11	8	16	1	325
	6	1,230	236	262	305	29	15	18	0	365
	7	856	141	179	217	21	11	14	0	273
	8	892	237	212	191	13	8	4	0	227



STATE SUPREME COURT JUSTICE  
7TH JUDICIAL DISTRICT  
(VOTE FOR 2)  
DETAIL

LEGISLATIVE DISTRICT OR TOWN	ELECTION DISTRICT	TOTAL VOTERS	THOMAS A. STANDER	ANN MARIE TADDEO	FRANK P. GERACI, JR.	THOMAS A. STANDER	FRANK P. GERACI, JR.	FRANK P. GERACI, JR.	SCATTER	BLANK AND VOID
			REP	REP	DEM	CON	CON	WOR		
Brighton	9	758	130	137	189	11	9	11	0	271
	10	934	192	172	275	13	8	11	1	262
	11	1,060	214	216	260	20	13	18	0	319
	12	1,090	197	168	330	19	7	8	1	360
	13	704	134	127	191	17	17	10	0	208
	14	738	127	146	185	8	3	5	0	264
	15	736	149	177	143	22	10	10	0	225
	16	650	202	153	118	6	11	2	0	158
	17	508	47	40	166	3	4	2	0	246
	18	840	153	164	218	11	11	11	0	272
	19	578	102	112	158	12	3	6	0	185
	20	752	122	162	189	16	6	13	0	244
	21	766	130	127	207	11	12	10	0	269
	22	968	182	180	263	15	7	8	0	313
	23	750	134	144	223	12	3	10	0	224
	24	682	134	148	163	17	11	9	0	200
	25	688	113	109	197	9	7	13	0	240
	26	778	149	186	165	18	12	9	1	238
	27	724	141	133	202	9	6	11	0	222
	28	1,140	240	215	293	17	12	11	0	352
	29	648	138	137	141	19	10	2	0	201
	30	1,464	235	282	367	22	8	11	0	539
	31	744	119	135	209	12	10	7	0	252
	32	940	181	200	246	9	8	6	0	290
	33	1,010	221	221	254	15	13	6	0	280
	34	832	157	191	181	27	22	15	0	239
	35	812	226	137	224	14	8	12	0	191
	36	902	129	167	205	14	10	9	0	368
	37	1,022	158	184	287	14	10	5	1	363

STATE SUPREME COURT JUSTICE  
7TH JUDICIAL DISTRICT  
(VOTE FOR 2)  
DETAIL

LEGISLATIVE DISTRICT OR TOWN	ELECTION DISTRICT	TOTAL VOTERS	THOMAS A. STANDER	ANN MARIE TADDEO	FRANK P. GERACI, JR.	THOMAS A. STANDER	FRANK P. GERACI, JR.	FRANK P. GERACI, JR.	SCATTER	BLANK AND VOID
			REP	REP	DEM	CON	CON	WOR		
Brighton	38	1,092	198	212	276	17	12	11	0	366
	39	728	133	152	169	14	9	7	0	244
	40	1,380	266	251	369	16	16	11	0	451
	41	1,016	171	203	253	25	9	8	0	347
	42	282	44	59	76	5	6	5	0	87
	43	992	184	219	233	20	18	6	0	312
	44	540	91	127	118	8	9	3	0	184
	45	614	120	143	131	21	8	4	0	187
	46	410	71	76	114	6	4	3	0	136
Brighton		38,460	7,144	7,526	9,782	680	443	416	6	12,463
Chili	1	774	189	214	110	23	22	3	0	213
	2	1,064	239	299	154	36	29	12	0	295
	3	1,174	258	267	205	28	23	15	0	378
	4	770	174	218	95	20	11	7	0	245
	5	820	202	220	134	25	17	8	0	214
	6	930	205	249	136	31	21	12	5	271
	7	538	111	130	84	17	12	7	0	177
	8	852	212	244	120	33	27	6	0	210
	9	790	191	217	122	30	20	3	0	207
	10	754	205	230	76	34	23	5	0	181
	11	1,140	241	313	203	31	24	10	2	316
	12	1,448	332	379	213	29	17	14	0	464
	13	1,336	322	372	222	32	34	10	0	344
	14	952	242	269	146	33	29	10	0	223
	15	864	212	250	114	34	28	10	0	216
	16	1,118	259	306	186	26	21	6	0	314
	17	1,860	427	521	308	43	32	13	0	516

STATE SUPREME COURT JUSTICE  
7TH JUDICIAL DISTRICT  
(VOTE FOR 2)  
DETAIL

LEGISLATIVE DISTRICT OR TOWN	ELECTION DISTRICT	TOTAL VOTERS	THOMAS A. STANDER	ANN MARIE TADDEO	FRANK P. GERACI, JR.	THOMAS A. STANDER	FRANK P. GERACI, JR.	FRANK P. GERACI, JR.	SCATTER	BLANK AND VOID
			REP	REP	DEM	CON	CON	WOR		
Chili										
	18	1,586	342	424	236	40	37	20	0	487
	19	812	171	198	160	18	15	4	0	246
	20	1,368	288	359	235	37	20	19	0	410
	21	682	160	175	109	16	11	6	0	205
	22	1,256	228	276	226	27	20	14	0	465
	23	776	188	223	109	18	14	5	0	219
	24	1,418	297	360	212	44	32	15	0	458
	25	826	118	159	186	23	20	7	0	313
	26	1,178	252	319	193	47	34	14	0	319
	27	862	176	210	141	33	29	5	0	268
	28	754	153	164	133	9	8	8	2	277
	29	638	148	170	97	19	15	10	0	179
	30	682	137	180	119	17	18	7	0	204
	31	48	11	13	6	0	0	1	0	17
Chili		30,070	6,690	7,928	4,790	853	663	286	9	8,851
Clarkson										
	1	1,128	254	318	143	39	28	7	1	338
	2	934	191	248	130	22	11	7	0	325
	3	954	215	258	153	19	11	10	0	288
	4	1,272	320	371	140	44	24	9	0	364
	5	978	230	285	114	33	27	7	0	282
	6	742	173	209	102	25	19	6	0	208
Clarkson		6,008	1,383	1,689	782	182	120	46	1	1,805
East Rochester										
	1	1,062	173	227	190	18	15	13	0	426
	2	886	156	208	129	20	10	12	0	351
	3	888	165	216	163	13	7	4	0	320
	4	814	146	183	136	20	13	9	0	307

STATE SUPREME COURT JUSTICE  
7TH JUDICIAL DISTRICT  
(VOTE FOR 2)  
DETAIL

LEGISLATIVE DISTRICT OR TOWN	ELECTION DISTRICT	TOTAL VOTERS	THOMAS A. STANDER	ANN MARIE TADDEO	FRANK P. GERACI, JR.	THOMAS A. STANDER	FRANK P. GERACI, JR.	FRANK P. GERACI, JR.	SCATTER	BLANK AND VOID
			REP	REP	DEM	CON	CON	WOR		
East Rochester	5	764	133	194	130	19	14	8	0	266
	6	732	136	156	139	10	8	3	0	280
	7	896	185	239	149	15	11	13	0	284
East Rochester		6,042	1,094	1,423	1,036	115	78	62	0	2,234
Gates	1	618	129	160	101	25	19	6	0	178
	2	778	136	189	142	15	14	11	0	271
	3	660	103	150	128	18	8	11	0	242
	4	850	161	203	155	27	22	5	0	277
	5	970	247	255	183	18	18	4	0	245
	6	934	184	238	157	26	19	10	0	300
	7	1,292	253	342	224	40	33	8	0	392
	8	666	137	182	121	16	12	4	0	194
	9	976	172	215	182	16	16	9	0	366
	10	438	92	115	79	14	8	4	0	126
	11	638	131	142	112	16	19	7	0	211
	12	562	107	138	104	12	9	5	0	187
	13	922	161	232	154	22	20	11	0	322
	14	640	126	168	114	7	5	2	0	218
	15	1,102	222	273	179	25	24	8	0	371
	16	682	119	157	134	16	12	1	0	243
	17	770	161	204	127	11	11	7	0	249
	18	926	188	263	137	15	17	6	1	299
	19	826	149	200	141	21	25	6	0	284
	20	812	157	188	162	22	17	14	0	252
	21	780	136	201	141	13	7	5	0	277
	22	688	165	175	112	20	18	4	0	194
	23	796	165	195	125	28	25	8	0	250

STATE SUPREME COURT JUSTICE  
7TH JUDICIAL DISTRICT  
(VOTE FOR 2)  
DETAIL

LEGISLATIVE DISTRICT OR TOWN	ELECTION DISTRICT	TOTAL VOTERS	THOMAS A. STANDER	ANN MARIE TADDEO	FRANK P. GERACI, JR.	THOMAS A. STANDER	FRANK P. GERACI, JR.	FRANK P. GERACI, JR.	SCATTER	BLANK AND VOID
			REP	REP	DEM	CON	CON	WOR		
Gates	24	1,086	200	278	200	22	17	5	1	363
	25	774	143	195	142	12	13	7	0	262
	26	994	179	246	177	26	25	6	0	335
	27	992	161	210	205	21	11	6	0	378
	28	716	137	161	132	15	10	3	0	258
	29	824	139	189	146	14	22	6	0	308
	30	502	82	121	104	8	3	9	0	175
	31	654	108	153	140	9	8	7	0	229
	32	918	207	253	146	22	17	9	0	264
	33	432	89	116	71	19	10	3	0	124
	34	714	151	183	119	10	10	4	0	237
	35	598	118	156	119	9	9	4	0	183
Gates		27,530	5,315	6,846	4,915	630	533	225	2	9,064
Greece	1	786	154	184	134	34	23	7	0	250
	2	900	199	233	130	34	24	11	0	269
	3	880	191	215	155	18	17	4	2	278
	4	686	153	178	109	22	20	0	0	204
	5	652	139	161	115	11	9	6	0	211
	6	720	123	165	101	22	17	10	0	282
	7	954	201	231	141	16	14	9	0	342
	8	906	176	233	142	23	18	8	0	306
	9	792	146	202	122	17	22	9	0	274
	10	754	159	204	114	18	12	10	0	237
	11	542	87	121	98	15	11	3	0	207
	12	558	108	151	98	10	9	4	0	178
	13	738	126	176	136	27	20	5	1	247
	14	674	143	175	91	22	13	8	0	222

STATE SUPREME COURT JUSTICE  
7TH JUDICIAL DISTRICT  
(VOTE FOR 2)  
DETAIL

LEGISLATIVE DISTRICT OR TOWN	ELECTION DISTRICT	TOTAL VOTERS	THOMAS A. STANDER	ANN MARIE TADDEO	FRANK P. GERACI, JR.	THOMAS A. STANDER	FRANK P. GERACI, JR.	FRANK P. GERACI, JR.	SCATTER	BLANK AND VOID
			REP	REP	DEM	CON	CON	WOR		
Greece	15	732	153	184	116	21	17	5	1	235
	16	560	112	139	101	18	11	5	0	174
	17	1,024	243	275	153	28	31	0	0	294
	18	968	189	235	192	21	23	9	1	298
	19	752	141	178	122	16	12	8	0	275
	20	850	164	218	141	34	13	8	0	272
	21	780	147	196	126	29	23	8	0	251
	22	662	131	178	98	18	14	8	0	215
	23	1,208	207	272	236	29	22	9	0	433
	24	1,604	360	432	254	35	43	14	0	466
	25	914	162	208	145	26	28	11	0	334
	26	794	153	210	131	19	17	7	1	256
	27	1,466	294	364	230	32	28	19	0	499
	28	1,098	233	307	161	25	24	12	0	336
	29	892	176	222	170	25	17	12	0	270
	30	620	113	159	102	14	16	0	0	216
	31	732	152	180	130	18	16	8	0	228
	32	944	162	224	139	25	21	12	0	361
	33	1,402	285	357	193	39	44	6	0	478
	34	896	191	249	136	20	18	4	0	278
	35	762	157	198	108	32	18	13	0	236
	36	1,024	211	272	159	22	19	3	1	337
	37	634	126	165	119	31	22	3	0	168
	38	1,098	251	290	164	28	25	12	0	328
	39	578	119	142	100	18	9	4	0	186
	40	730	156	183	117	12	10	6	0	246
	41	940	190	244	153	26	19	10	1	297
	42	826	154	197	163	15	11	7	0	279
	43	1,330	314	373	178	37	41	10	0	377

STATE SUPREME COURT JUSTICE  
7TH JUDICIAL DISTRICT  
(VOTE FOR 2)  
DETAIL

LEGISLATIVE DISTRICT OR TOWN	ELECTION DISTRICT	TOTAL VOTERS	THOMAS A. STANDER	ANN MARIE TADDEO	FRANK P. GERACI, JR.	THOMAS A. STANDER	FRANK P. GERACI, JR.	FRANK P. GERACI, JR.	SCATTER	BLANK AND VOID
			REP	REP	DEM	CON	CON	WOR		
Greece	44	1,176	263	306	172	30	20	7	0	378
	45	1,248	296	359	193	34	26	9	0	331
	46	626	104	152	111	22	18	11	0	208
	47	890	182	219	155	32	27	8	0	267
	48	724	150	193	108	13	11	5	0	244
	49	710	164	175	117	17	19	2	0	216
	50	902	186	237	147	29	21	9	0	273
	51	552	102	142	108	11	14	3	0	172
	52	1,142	232	311	179	29	28	9	0	354
	53	812	125	161	155	21	12	12	0	326
	54	962	193	248	144	29	17	8	1	322
	55	750	147	209	92	21	15	4	0	262
	56	1,070	251	306	172	21	19	5	0	296
	57	1,096	210	277	176	24	29	8	0	372
	58	1,134	237	282	196	32	24	7	1	355
	59	902	139	175	192	19	14	8	1	354
	60	816	143	185	131	22	18	3	0	314
	61	858	140	207	148	25	24	12	0	302
	62	1,154	234	286	203	16	17	8	0	390
	63	960	189	235	155	26	15	7	0	333
	64	788	166	208	127	12	8	1	0	266
	65	886	182	229	159	10	12	3	1	290
	66	614	94	144	122	18	11	3	0	222
	67	740	178	207	112	19	13	8	0	203
	68	988	216	252	148	31	31	7	0	303
	69	614	126	162	114	15	14	4	0	179
	70	1,030	220	286	147	19	19	12	0	327
	71	1,082	222	283	170	27	22	9	0	349
	72	1,052	248	290	165	35	17	2	0	295

STATE SUPREME COURT JUSTICE  
7TH JUDICIAL DISTRICT  
(VOTE FOR 2)  
DETAIL

LEGISLATIVE DISTRICT OR TOWN	ELECTION DISTRICT	TOTAL VOTERS	THOMAS A. STANDER	ANN MARIE TADDEO	FRANK P. GERACI, JR.	THOMAS A. STANDER	FRANK P. GERACI, JR.	FRANK P. GERACI, JR.	SCATTER	BLANK AND VOID
			REP	REP	DEM	CON	CON	WOR		
Greece	73	604	127	157	102	15	8	7	0	188
	74	834	140	167	161	20	16	8	0	322
	75	776	165	206	124	18	13	8	0	242
	76	666	159	177	101	17	9	7	0	196
	77	978	191	234	173	37	20	6	1	316
	78	700	161	202	102	8	10	4	0	213
	79	1,194	250	321	178	24	25	10	0	386
	80	1,088	221	275	152	33	24	9	0	374
	81	624	139	171	106	14	15	2	0	177
	82	874	127	185	176	26	18	9	0	333
	83	732	144	173	131	11	9	2	0	262
	84	1,066	221	274	193	25	24	8	0	321
	85	1,162	226	279	186	31	40	10	0	390
	86	1,132	250	295	178	29	25	3	0	352
	87	782	158	203	123	16	13	3	0	266
	88	934	185	233	159	25	21	9	0	302
	89	784	158	210	111	9	10	7	0	279
	90	1,052	219	276	138	33	37	7	0	342
	91	1,434	323	396	222	36	27	10	0	420
	92	1,556	274	386	280	34	33	13	0	536
	93	1,168	187	258	253	31	25	14	0	400
	94	870	174	227	129	27	20	6	0	287
	95	812	147	187	141	17	9	7	0	304
	96	1,054	217	268	179	27	31	4	0	328
	97	1,260	285	357	181	43	46	6	0	342
	98	1,190	237	295	192	29	18	22	0	397
	99	1,004	232	286	129	22	18	9	0	308
	100	1,108	227	295	159	23	27	4	0	373
	101	672	126	164	109	18	18	9	0	228



STATE SUPREME COURT JUSTICE  
7TH JUDICIAL DISTRICT  
(VOTE FOR 2)  
DETAIL

LEGISLATIVE DISTRICT OR TOWN	ELECTION DISTRICT	TOTAL VOTERS	THOMAS A. STANDER	ANN MARIE TADDEO	FRANK P. GERACI, JR.	THOMAS A. STANDER	FRANK P. GERACI, JR.	FRANK P. GERACI, JR.	SCATTER	BLANK AND VOID
			REP	REP	DEM	CON	CON	WOR		
Greece										
	102	1,316	237	334	212	43	21	14	0	455
	103	1,110	230	303	155	45	26	3	0	348
	104	1,108	237	280	196	18	18	7	0	352
	105	706	169	206	123	14	11	7	0	176
	106	846	164	230	131	22	25	10	0	264
		<u>96,836</u>	<u>19,597</u>	<u>24,716</u>	<u>15,726</u>	<u>2,501</u>	<u>2,086</u>	<u>785</u>	<u>13</u>	<u>31,412</u>
Greece										
Hamlin										
	1	886	167	234	147	30	18	4	0	286
	2	978	251	297	105	24	17	6	0	278
	3	690	162	182	77	21	16	11	0	221
	4	662	177	196	73	23	11	7	0	175
	5	844	201	255	98	30	19	6	0	235
	6	612	145	193	71	22	14	6	0	161
	7	1,118	264	342	130	33	23	14	0	312
	8	718	164	198	75	28	14	3	0	236
	9	586	141	185	62	13	8	8	0	169
	10	1,008	290	331	94	31	18	5	0	239
	11	172	32	39	29	6	5	2	0	59
		<u>8,274</u>	<u>1,994</u>	<u>2,452</u>	<u>961</u>	<u>261</u>	<u>163</u>	<u>72</u>	<u>0</u>	<u>2,371</u>
Hamlin										
Henrietta										
	1	1,160	264	305	193	32	30	12	0	324
	2	870	175	230	122	28	24	13	0	278
	3	786	119	157	169	23	14	9	0	295
	4	824	131	155	202	18	16	8	0	294
	5	938	199	243	152	23	19	8	0	294
	6	920	193	235	149	26	17	8	0	292
	7	764	165	187	157	26	11	6	0	212
	8	882	177	226	149	11	10	12	0	297

STATE SUPREME COURT JUSTICE  
7TH JUDICIAL DISTRICT  
(VOTE FOR 2)  
DETAIL

LEGISLATIVE DISTRICT OR TOWN	ELECTION DISTRICT	TOTAL VOTERS	THOMAS A. STANDER	ANN MARIE TADDEO	FRANK P. GERACI, JR.	THOMAS A. STANDER	FRANK P. GERACI, JR.	FRANK P. GERACI, JR.	SCATTER	BLANK AND VOID
			REP	REP	DEM	CON	CON	WOR		
Henrietta	9	798	138	169	153	26	12	7	0	293
	10	908	178	222	145	22	12	10	0	319
	11	892	160	187	177	22	16	5	0	325
	12	872	183	219	159	25	15	8	0	263
	13	1,114	218	289	201	41	25	13	0	327
	14	762	147	182	123	24	10	11	0	265
	15	982	158	222	170	23	26	15	0	368
	16	698	134	184	118	19	13	8	0	222
	17	996	209	238	192	34	29	10	0	284
	18	1,048	182	250	192	23	11	9	0	381
	19	852	169	213	138	33	21	7	0	271
	20	640	143	152	108	17	14	4	0	202
	21	694	127	177	129	27	17	9	0	208
	22	1,202	276	323	231	35	27	4	0	306
	23	928	177	225	174	19	14	12	0	307
	24	954	170	216	194	18	18	8	0	330
	25	836	203	207	152	22	18	4	0	230
	26	1,508	308	389	270	51	40	10	0	440
	27	1,296	298	354	196	36	27	7	1	377
	28	1,038	220	290	175	20	17	3	0	313
	29	1,232	253	308	228	23	16	11	1	392
	30	1,684	338	390	321	41	28	18	0	548
	31	662	107	137	131	24	14	4	0	245
	32	1,036	229	261	214	20	11	8	0	293
	33	732	157	193	118	21	11	8	2	222
	34	618	101	132	113	18	9	10	0	235
	35	1,122	245	304	189	26	24	8	0	326
Henrietta		33,248	6,651	8,171	6,004	897	636	307	4	10,578

STATE SUPREME COURT JUSTICE  
7TH JUDICIAL DISTRICT  
(VOTE FOR 2)  
DETAIL

LEGISLATIVE DISTRICT OR TOWN	ELECTION DISTRICT	TOTAL VOTERS	THOMAS A. STANDER	ANN MARIE TADDEO	FRANK P. GERACI, JR.	THOMAS A. STANDER	FRANK P. GERACI, JR.	FRANK P. GERACI, JR.	SCATTER	BLANK AND VOID
			REP	REP	DEM	CON	CON	WOR		
Irondequoit	1	1,048	188	253	196	18	15	14	0	364
	2	710	142	181	155	15	10	3	0	204
	3	1,048	170	221	218	28	22	17	0	372
	4	814	168	233	160	15	10	7	0	221
	5	876	134	202	187	23	13	14	1	302
	6	1,190	245	261	273	27	30	10	0	344
	7	1,110	251	261	248	29	31	10	0	280
	8	966	244	267	179	30	24	7	0	215
	9	948	192	252	167	17	17	5	0	298
	10	854	190	208	189	23	26	4	0	214
	11	542	114	140	99	13	8	5	0	163
	12	756	125	154	160	21	16	10	0	270
	13	1,152	195	234	285	23	17	7	0	391
	14	1,028	192	255	197	26	18	12	0	328
	15	1,014	237	255	205	31	33	13	0	240
	16	1,042	220	257	227	16	15	10	0	297
	17	600	121	160	128	10	8	3	0	170
	18/71/72	1,332	257	339	305	36	22	19	1	353
	19	1,028	158	203	248	19	11	14	0	375
	20	736	167	191	143	22	14	1	0	198
	21	882	163	196	213	18	12	8	1	271
	22	918	197	241	180	34	28	7	0	231
	23	784	142	177	164	13	11	5	0	272
	24	804	146	179	176	21	22	14	1	245
	25	890	157	206	188	23	30	5	1	280
	26	656	108	167	125	8	4	5	0	239
	27	530	109	118	110	26	21	5	0	141
	28	706	141	181	117	17	22	7	0	221
	29	792	142	183	155	10	12	7	0	283

STATE SUPREME COURT JUSTICE  
7TH JUDICIAL DISTRICT  
(VOTE FOR 2)  
DETAIL

LEGISLATIVE DISTRICT OR TOWN	ELECTION DISTRICT	TOTAL VOTERS	THOMAS A. STANDER	ANN MARIE TADDEO	FRANK P. GERACI, JR.	THOMAS A. STANDER	FRANK P. GERACI, JR.	FRANK P. GERACI, JR.	SCATTER	BLANK AND VOID
			REP	REP	DEM	CON	CON	WOR		
Irondequoit	30	776	152	192	162	28	22	10	0	210
	31	822	132	181	194	13	14	6	0	282
	32	920	200	246	201	17	19	7	0	230
	33	648	126	155	134	12	14	6	0	201
	34	1,262	245	349	232	26	21	10	0	379
	35	628	121	143	125	16	14	8	0	201
	36	652	76	110	156	12	11	3	0	284
	37	708	121	164	152	10	17	8	0	236
	38	634	88	121	159	10	11	10	0	235
	39	540	104	103	116	6	7	1	0	203
	40	528	108	138	121	12	13	2	0	134
	41	886	147	224	169	21	14	7	1	303
	42	842	178	182	174	34	32	8	0	234
	43	690	108	149	113	15	10	9	0	286
	44	1,418	270	351	314	30	27	13	0	413
	45	688	124	146	166	13	14	7	0	218
	46	908	183	235	179	19	18	13	0	261
	47	336	78	72	71	8	8	3	0	96
	48	814	174	218	152	27	21	9	0	213
	49	762	162	184	158	19	21	10	0	208
	50	670	84	140	160	9	6	2	0	269
	51	1,000	203	254	233	18	14	7	0	271
	52	1,026	148	217	223	23	13	11	0	391
	53	756	126	190	157	12	10	7	0	254
	54	324	53	58	68	7	6	4	0	128
	55	962	191	208	214	22	25	16	0	286
	56	760	139	172	173	20	21	5	0	230
	57	1,208	224	297	247	27	19	5	0	389
	58	946	170	228	180	29	19	9	0	311

STATE SUPREME COURT JUSTICE  
7TH JUDICIAL DISTRICT  
(VOTE FOR 2)  
DETAIL

LEGISLATIVE DISTRICT OR TOWN	ELECTION DISTRICT	TOTAL VOTERS	THOMAS A. STANDER	ANN MARIE TADDEO	FRANK P. GERACI, JR.	THOMAS A. STANDER	FRANK P. GERACI, JR.	FRANK P. GERACI, JR.	SCATTER	BLANK AND VOID
			REP	REP	DEM	CON	CON	WOR		
Irondequoit	59	776	148	197	160	16	16	5	0	234
	60	898	158	224	178	31	23	4	0	280
	61	1,060	203	267	222	27	25	8	0	308
	62	882	176	200	192	30	20	7	0	257
	63	656	155	169	123	21	16	4	0	168
	64	490	90	120	111	12	12	2	1	142
	65	562	88	126	132	11	6	5	0	194
	66	494	55	81	125	4	4	3	0	222
	67	710	116	160	153	16	12	5	0	248
	68	888	149	205	190	18	16	9	0	301
	69	456	56	77	128	6	2	6	0	181
70	264	48	56	56	11	6	5	0	82	
		57,006	10,692	13,484	12,070	1,330	1,141	527	7	17,755
Mendon	1	1,410	363	382	249	34	25	10	0	347
	2	1,112	235	289	204	30	17	10	1	326
	3	1,340	345	368	223	32	25	4	0	343
	4	1,078	242	265	187	22	15	12	0	335
	5	1,288	335	353	208	30	27	7	0	328
	6	1,134	296	308	196	28	25	10	0	271
	7	1,346	351	372	217	31	19	4	0	352
	8	584	116	141	93	20	16	3	0	195
	9	1,070	283	293	165	33	23	3	1	269
Mendon		10,362	2,566	2,771	1,742	260	192	63	2	2,766
Ogden	1	934	205	252	148	38	21	5	0	265
	2	998	241	282	129	32	28	3	0	283
	3	1,256	316	370	168	32	21	4	0	345

STATE SUPREME COURT JUSTICE  
7TH JUDICIAL DISTRICT  
(VOTE FOR 2)  
DETAIL

LEGISLATIVE DISTRICT OR TOWN	ELECTION DISTRICT	TOTAL VOTERS	THOMAS A. STANDER	ANN MARIE TADDEO	FRANK P. GERACI, JR.	THOMAS A. STANDER	FRANK P. GERACI, JR.	FRANK P. GERACI, JR.	SCATTER	BLANK AND VOID
			REP	REP	DEM	CON	CON	WOR		
Ogden	4	938	222	261	137	33	25	9	0	251
	5	986	238	249	136	43	23	9	0	288
	6	1,222	247	326	198	27	20	13	0	391
	7	572	124	168	77	20	17	4	0	162
	8	988	224	258	154	33	23	6	0	290
	9	942	206	242	132	38	27	8	0	289
	10	918	217	271	127	29	22	7	0	245
	11	932	226	273	125	36	21	6	0	245
	12	1,124	222	306	166	50	30	3	0	347
	13	1,008	214	242	155	41	21	11	0	324
	14	944	220	255	127	33	32	7	0	270
	15	1,208	286	327	164	38	28	9	0	356
	16	632	187	191	61	27	27	1	0	138
	17	830	182	230	118	19	14	5	0	262
	18	1,178	244	312	184	30	26	10	0	372
	19	1,042	252	316	140	35	31	8	1	259
	20	1,176	286	340	143	56	32	9	0	310
Ogden		19,828	4,559	5,471	2,789	690	489	137	1	5,692
Parma	1	1,112	273	307	150	33	29	6	0	314
	2	1,312	302	370	172	40	29	8	0	391
	3	918	216	278	103	26	24	11	0	260
	4	1,012	234	300	117	30	19	11	0	301
	5	766	167	208	109	28	17	6	0	231
	6	504	143	148	54	9	12	1	0	137
	7	992	234	281	115	30	27	17	0	288
	8	1,070	249	307	139	34	27	6	0	308
	9	1,106	253	318	157	27	19	12	2	318

STATE SUPREME COURT JUSTICE  
7TH JUDICIAL DISTRICT  
(VOTE FOR 2)  
DETAIL

LEGISLATIVE DISTRICT OR TOWN	ELECTION DISTRICT	TOTAL VOTERS	THOMAS A. STANDER	ANN MARIE TADDEO	FRANK P. GERACI, JR.	THOMAS A. STANDER	FRANK P. GERACI, JR.	FRANK P. GERACI, JR.	SCATTER	BLANK AND VOID
			REP	REP	DEM	CON	CON	WOR		
Parma										
	10	1,052	250	295	120	46	38	9	0	294
	11	1,058	248	281	153	25	23	8	0	320
	12	1,134	232	303	165	30	13	14	0	377
	13	1,398	341	385	197	31	20	14	0	410
	14	1,002	228	260	119	30	23	9	0	333
	15	1,014	237	295	112	30	26	9	0	305
Parma		15,450	3,607	4,336	1,982	449	346	141	2	4,587
Penfield										
	1	472	93	103	87	19	8	2	0	160
	2	1,056	234	254	181	24	18	11	0	334
	3	740	193	224	113	17	17	4	0	172
	4	1,358	366	439	179	29	28	12	0	305
	5	988	216	226	204	21	9	5	1	306
	6	928	255	272	156	21	20	7	0	197
	7	900	207	223	166	40	29	10	0	225
	8	952	174	227	170	25	12	12	0	332
	9	1,192	280	286	248	25	22	7	1	323
	10	842	178	198	167	24	15	4	0	256
	11	664	141	170	122	16	8	4	0	203
	12	1,090	277	305	191	23	19	6	0	269
	13	1,240	223	288	255	41	29	4	0	400
	14	1,190	259	338	188	40	34	7	1	323
	15	1,200	290	330	210	21	19	14	0	316
	16	506	122	142	79	12	15	7	0	129
	17	1,070	251	279	198	28	29	9	0	276
	18	680	165	170	134	21	11	10	0	169
	19	1,336	319	342	276	30	21	12	0	336
	20	1,208	291	325	200	29	17	10	1	335

STATE SUPREME COURT JUSTICE  
7TH JUDICIAL DISTRICT  
(VOTE FOR 2)  
DETAIL

LEGISLATIVE DISTRICT OR TOWN	ELECTION DISTRICT	TOTAL VOTERS	THOMAS A. STANDER	ANN MARIE TADDEO	FRANK P. GERACI, JR.	THOMAS A. STANDER	FRANK P. GERACI, JR.	FRANK P. GERACI, JR.	SCATTER	BLANK AND VOID
			REP	REP	DEM	CON	CON	WOR		
Penfield	21	1,144	243	290	254	22	14	13	0	308
	22	964	201	192	223	24	17	7	0	300
	23	1,316	340	354	234	30	21	6	0	331
	24	1,354	319	371	255	30	41	7	0	331
	25	920	204	258	165	28	24	6	0	235
	26	700	132	181	127	19	12	5	0	224
	27	1,160	294	309	226	31	23	6	1	270
	28	930	203	217	170	25	19	6	0	290
	29	1,378	289	330	247	30	23	14	0	445
	30	1,620	380	434	287	48	43	10	0	418
	31	694	133	150	138	13	7	9	0	244
	32	706	157	181	131	4	10	4	1	218
	33	918	210	236	185	24	18	6	0	239
	34	778	164	209	153	16	15	5	0	216
	35	1,138	255	297	215	29	18	6	0	318
	36	954	208	243	175	13	10	3	1	301
	37	1,650	359	458	308	36	26	11	0	452
	38	742	167	189	129	13	15	5	0	224
	39	720	183	200	108	18	15	3	0	193
	40	1,024	240	270	162	23	16	6	0	307
Penfield		40,422	9,215	10,510	7,416	982	767	295	7	11,230
Perinton	1	1,334	362	356	227	29	28	4	0	328
	2	1,260	341	325	229	26	33	6	0	300
	3	890	225	227	154	18	16	5	0	245
	4	838	190	202	145	28	13	11	0	249
	5	598	151	145	94	15	12	4	0	177
	6	902	223	193	180	24	23	9	0	250



STATE SUPREME COURT JUSTICE  
7TH JUDICIAL DISTRICT  
(VOTE FOR 2)  
DETAIL

LEGISLATIVE DISTRICT OR TOWN	ELECTION DISTRICT	TOTAL VOTERS	THOMAS A. STANDER	ANN MARIE TADDEO	FRANK P. GERACI, JR.	THOMAS A. STANDER	FRANK P. GERACI, JR.	FRANK P. GERACI, JR.	SCATTER	BLANK AND VOID
			REP	REP	DEM	CON	CON	WOR		
Perinton	7	1,092	293	251	200	21	13	5	0	309
	8	1,000	258	272	170	29	15	6	0	250
	9	1,332	347	355	200	41	32	15	0	342
	10	1,192	259	274	224	26	20	10	1	378
	11	770	170	208	144	15	10	4	0	219
	12	984	226	215	220	20	20	5	0	278
	13	852	256	248	134	23	13	6	0	172
	14	1,002	301	249	187	27	14	9	0	215
	15	1,022	207	272	175	31	20	8	0	309
	16	836	215	213	152	14	11	2	2	227
	17	1,032	235	257	192	16	12	7	1	312
	18	960	207	211	192	25	18	5	1	301
	19	924	237	240	151	21	18	9	0	248
	20	976	251	244	163	23	21	7	0	267
	21	1,080	252	261	165	28	13	4	0	357
	22	704	167	168	142	14	7	4	0	202
	23	1,046	269	278	164	36	23	5	0	271
	24	1,562	370	419	254	31	20	5	0	463
	25	728	184	157	116	21	12	14	1	223
	26	1,082	311	297	193	27	4	0	0	250
	27	820	199	210	140	20	19	9	0	223
	28	800	215	209	129	18	10	3	0	216
	29	634	148	176	107	12	8	6	0	177
	30	976	241	256	162	35	22	2	0	258
	31	1,238	353	329	206	34	16	5	0	295
	32	926	210	229	170	15	21	5	0	276
	33	1,044	287	294	164	26	11	10	1	251
	34	1,130	295	307	181	30	16	9	0	292
	35	888	206	218	152	27	16	4	0	265

STATE SUPREME COURT JUSTICE  
7TH JUDICIAL DISTRICT  
(VOTE FOR 2)  
DETAIL

LEGISLATIVE DISTRICT OR TOWN	ELECTION DISTRICT	TOTAL VOTERS	THOMAS A. STANDER	ANN MARIE TADDEO	FRANK P. GERACI, JR.	THOMAS A. STANDER	FRANK P. GERACI, JR.	FRANK P. GERACI, JR.	SCATTER	BLANK AND VOID
			REP	REP	DEM	CON	CON	WOR		
Perinton	36	726	169	178	134	15	14	6	0	210
	37	1,022	230	262	177	38	23	7	0	285
	38	1,252	278	304	239	22	21	12	0	376
	39	1,218	297	340	197	36	28	16	0	304
	40	766	204	210	112	17	11	11	0	201
	41	684	173	174	101	26	19	2	0	189
	42	1,042	236	255	191	23	16	6	0	315
	43	1,380	347	378	237	42	28	7	0	341
	44	822	219	219	156	18	7	3	2	198
	45	1,664	336	477	259	44	29	10	0	509
	46	602	149	157	110	18	14	2	0	152
	47	1,060	271	318	173	20	20	3	0	255
	48	806	198	213	139	20	11	2	0	223
	49	856	245	226	151	16	12	4	0	202
	50	454	62	77	90	10	7	8	0	200
	51	1,016	307	327	148	24	23	2	0	185
	52	1,080	262	264	185	20	15	6	0	328
	53	842	210	215	155	17	13	6	0	226
	54	1,690	469	498	283	31	21	8	0	380
	55	918	262	256	172	14	9	5	0	200
56	1,270	350	368	178	24	22	2	0	326	
Perinton		55,624	13,935	14,481	9,565	1,341	943	350	9	15,000
Pittsford	1	828	185	179	165	23	15	10	0	251
	2	914	181	191	202	18	23	4	0	295
	3	1,328	350	319	243	21	20	4	0	371
	4	1,142	272	268	215	30	25	4	0	328
	5	740	148	154	151	21	10	13	0	243

STATE SUPREME COURT JUSTICE  
7TH JUDICIAL DISTRICT  
(VOTE FOR 2)  
DETAIL

LEGISLATIVE DISTRICT OR TOWN	ELECTION DISTRICT	TOTAL VOTERS	THOMAS A. STANDER	ANN MARIE TADDEO	FRANK P. GERACI, JR.	THOMAS A. STANDER	FRANK P. GERACI, JR.	FRANK P. GERACI, JR.	SCATTER	BLANK AND VOID
			REP	REP	DEM	CON	CON	WOR		
Pittsford	6	1,034	220	236	234	14	10	5	0	315
	7	514	131	117	107	16	9	1	0	133
	8	952	309	237	173	21	16	3	0	193
	9	1,032	246	247	223	27	15	5	0	269
	10	1,798	472	479	294	29	20	13	0	491
	11	896	213	224	163	11	12	8	0	265
	12	916	243	239	171	20	17	7	0	219
	13	704	166	170	147	15	6	1	0	199
	14	736	169	161	159	21	14	5	0	207
	15	814	166	209	146	15	5	5	0	268
	16	800	190	194	165	16	10	4	1	220
	17	1,266	300	282	287	18	14	9	0	356
	18	1,008	211	222	219	12	8	7	0	329
	19	620	140	162	115	22	12	9	0	160
	20	964	241	240	197	14	16	7	0	249
	21	1,150	262	261	268	16	9	6	0	328
	22	1,184	266	253	275	19	16	7	0	348
	23	860	209	235	148	21	20	5	0	222
	24	1,158	334	294	225	13	16	0	0	276
	25	1,054	251	237	246	19	12	1	0	288
	26	980	237	264	206	33	25	9	1	205
	27	902	236	225	170	21	20	4	0	226
	28	866	197	190	192	18	12	5	0	252
	29	922	231	247	163	18	21	6	0	236
	30	842	226	201	161	13	13	5	0	223
	31	1,182	302	293	238	23	24	3	0	299
	32	1,012	238	244	192	23	18	9	0	288
	33	1,308	344	355	197	25	26	9	0	352

STATE SUPREME COURT JUSTICE  
7TH JUDICIAL DISTRICT  
(VOTE FOR 2)  
DETAIL

LEGISLATIVE DISTRICT OR TOWN	ELECTION DISTRICT	TOTAL VOTERS	THOMAS A. STANDER	ANN MARIE TADDEO	FRANK P. GERACI, JR.	THOMAS A. STANDER	FRANK P. GERACI, JR.	FRANK P. GERACI, JR.	SCATTER	BLANK AND VOID
			REP	REP	DEM	CON	CON	WOR		
Pittsford		32,426	7,886	7,829	6,457	646	509	193	2	8,904
Riga										
	1	1,330	299	390	194	26	21	11	0	389
	2	1,024	250	310	128	46	30	8	0	252
	3	846	178	229	136	26	22	6	0	249
	4	1,012	252	287	126	21	18	16	0	292
	5	952	250	284	107	22	23	5	0	261
	6	870	219	251	98	30	26	5	0	241
Riga		6,034	1,448	1,751	789	171	140	51	0	1,684
Rush										
	1	1,096	276	325	149	21	8	4	0	313
	2	880	212	245	139	24	10	6	0	244
	3	1,112	261	292	196	24	12	10	0	317
	4	1,182	288	334	188	30	22	10	0	310
Rush		4,270	1,037	1,196	672	99	52	30	0	1,184
Sweden										
	1	922	203	254	120	34	19	6	0	286
	2	750	105	127	148	25	14	11	0	320
	3	1,262	245	297	227	23	15	11	0	444
	4	1,316	280	340	222	35	30	9	1	399
	5	320	67	66	66	8	7	4	0	102
	6	958	203	251	161	25	22	9	0	287
	7	1,028	226	269	201	26	20	4	0	282
	8	814	176	222	93	29	18	17	0	259
	9	750	158	197	101	27	18	8	0	241
	10	1,268	293	359	155	38	19	15	0	389
	11	428	75	90	73	17	6	6	0	161
	12	858	223	246	101	23	16	5	0	244

STATE SUPREME COURT JUSTICE  
7TH JUDICIAL DISTRICT  
(VOTE FOR 2)  
DETAIL

LEGISLATIVE DISTRICT OR TOWN	ELECTION DISTRICT	TOTAL VOTERS	THOMAS A. STANDER	ANN MARIE TADDEO	FRANK P. GERACI, JR.	THOMAS A. STANDER	FRANK P. GERACI, JR.	FRANK P. GERACI, JR.	SCATTER	BLANK AND VOID
			REP	REP	DEM	CON	CON	WOR		
Sweden		10,674	2,254	2,718	1,668	310	204	105	1	3,414
Webster										
	1	1,050	231	266	191	35	26	5	0	296
	2	1,180	230	288	197	20	23	19	0	403
	3	910	209	247	175	27	15	4	0	233
	4	650	148	170	109	23	17	6	0	177
	5	1,134	216	263	209	35	31	12	0	368
	6	1,040	212	254	216	20	14	8	0	316
	7	1,170	235	282	203	32	20	8	0	390
	8	956	230	255	174	33	14	7	0	243
	9	1,342	330	391	221	36	1	14	0	349
	10	1,424	349	415	232	35	30	7	2	354
	11	964	224	279	166	21	17	5	0	252
	12	1,262	291	334	211	32	29	10	0	355
	13	948	226	234	161	19	15	6	0	287
	14	920	224	245	174	21	17	7	0	232
	15	752	161	189	129	26	15	1	0	231
	16	1,256	271	314	231	22	23	10	0	385
	17	928	231	278	137	27	22	9	0	224
	18	822	172	215	143	16	16	4	0	256
	19	1,364	300	352	238	33	39	12	0	390
	20	1,252	288	330	200	36	31	7	0	360
	21	1,278	299	321	212	40	36	13	0	357
	22	1,150	231	302	181	28	24	7	0	377
	23	950	231	244	184	21	19	8	0	243
	24	1,818	399	480	294	42	39	14	0	550
	25	1,116	234	281	176	24	24	7	0	370
	26	1,048	162	275	167	20	19	3	0	402
	27	886	209	238	136	28	26	4	0	245

STATE SUPREME COURT JUSTICE  
7TH JUDICIAL DISTRICT  
(VOTE FOR 2)  
DETAIL

LEGISLATIVE DISTRICT OR TOWN	ELECTION DISTRICT	TOTAL VOTERS	THOMAS A. STANDER	ANN MARIE TADDEO	FRANK P. GERACI, JR.	THOMAS A. STANDER	FRANK P. GERACI, JR.	FRANK P. GERACI, JR.	SCATTER	BLANK AND VOID
			REP	REP	DEM	CON	CON	WOR		
Webster	28	1,012	234	270	173	20	23	3	0	289
	29	832	177	201	166	24	15	9	0	240
	30	778	123	163	139	25	11	10	0	307
	31	928	209	245	147	25	16	8	0	278
	32	1,104	259	294	186	23	18	7	0	317
	33	1,102	285	320	194	21	19	5	0	258
	34	640	148	187	101	20	21	1	0	162
	35	676	151	184	127	24	17	13	0	160
	36	998	247	271	160	30	29	4	0	257
	37	1,308	298	342	256	38	24	10	0	340
	38	1,352	263	336	258	26	33	9	0	427
	39	904	241	254	178	6	6	3	0	216
	40	1,318	300	369	218	29	17	6	0	379
	41	866	204	243	136	30	12	5	0	236
	42	922	222	250	150	19	17	9	0	255
	43	722	166	202	112	18	19	3	0	202
Webster		45,032	10,070	11,873	7,768	1,130	899	322	2	12,968
Wheatland	1	1,062	241	273	172	30	14	6	0	326
	2	1,016	216	261	138	31	22	9	0	339
	3	1,334	288	319	219	41	30	17	0	420
	4	1,044	223	260	171	25	18	7	0	340
	5	1,070	259	296	144	28	22	7	0	314
Wheatland		5,526	1,227	1,409	844	155	106	46	0	1,739
TOWNS		549,122	118,364	138,580	97,758	13,682	10,510	4,459	68	165,701
GRAND TOTAL:		687,948	132,805	157,787	135,075	16,218	12,158	6,560	98	227,247

REPRESENTATIVE IN CONGRESS  
25TH DISTRICT  
SUMMARY

LEGISLATIVE DISTRICT OR TOWN	TOTAL VOTERS	JAMES T. WALSH	JAMES T. WALSH	JAMES T. WALSH	HOWIE HAWKINS	SCATTER	BLANK AND VOID
		REP	IND	CON	PJ		
Irondequoit	18,910	8,090	956	751	912	16	8,185
Penfield	12,442	6,172	538	514	467	4	4,747
Webster	22,545	10,792	1,120	1,007	828	14	8,784
GRAND TOTAL:	53,897	25,054	2,614	2,272	2,207	34	21,716

REPRESENTATIVE IN CONGRESS  
25TH DISTRICT  
DETAIL

LEGISLATIVE DISTRICT OR TOWN	ELECTION DISTRICT	TOTAL VOTERS	JAMES T. WALSH	JAMES T. WALSH	JAMES T. WALSH	HOWIE HAWKINS	SCATTER	BLANK AND VOID
			REP	IND	CON	PJ		
Irondequoit	1	525	205	21	12	15	0	272
	2	356	167	22	13	10	0	144
	3	524	177	32	21	28	0	266
	4	408	191	22	11	15	0	169
	6	596	253	34	16	37	2	254
	7	558	257	26	25	35	0	215
	8	484	248	12	24	27	0	173
	9	474	211	21	11	10	0	221
	10	430	203	27	16	17	1	166
	14	517	206	21	24	25	0	241
	15	510	245	22	29	31	2	181
	16	523	243	26	17	20	0	217
	17	300	134	9	6	21	0	130
	18/71/72	669	270	57	29	40	1	272
	20	370	172	23	20	7	1	147
	21	443	176	30	13	32	1	191
	22	459	212	20	23	31	0	173
	24	405	167	17	18	17	3	183
	25	447	165	22	20	18	1	221
	27	265	124	10	18	16	0	97
	28	354	151	16	17	20	0	150
	30	388	164	20	21	18	0	165
	32	460	207	36	9	31	0	177
	33	324	129	16	10	25	0	144
	38	317	92	9	9	10	0	197
	40	266	124	9	10	16	0	107
	42	424	173	23	25	27	0	176
	44	709	354	26	26	29	1	273
	45	344	142	19	11	9	0	163
	46	456	196	18	17	19	1	205
	47	168	80	8	7	6	0	67
	48	407	198	20	15	14	0	160
	49	382	167	22	19	31	0	143
	51	500	230	27	14	40	0	189
	53	378	140	15	10	14	0	199
	55	486	195	35	21	23	0	212
	56	380	148	15	19	9	0	189
	58	474	190	20	23	19	1	221
	59	389	153	12	18	22	0	184
	60	451	178	18	23	24	0	208
	62	441	185	32	22	16	1	185
	63	328	165	19	10	17	0	117
	64	245	95	14	11	4	0	121
	68	444	167	21	14	10	0	232
	70	132	41	12	4	7	0	68
Irondequoit		18,910	8,090	956	751	912	16	8,185



REPRESENTATIVE IN CONGRESS  
25TH DISTRICT  
DETAIL

LEGISLATIVE DISTRICT OR TOWN	ELECTION DISTRICT	TOTAL VOTERS	JAMES T. WALSH	JAMES T. WALSH	JAMES T. WALSH	HOWIE HAWKINS	SCATTER	BLANK AND VOID
			REP	IND	CON	PJ		
Penfield								
	2	531	246	23	21	18	0	223
	4	682	397	24	24	23	0	214
	5	494	219	17	13	31	0	214
	6	465	285	16	21	13	0	130
	12	547	295	19	22	15	0	196
	13	622	252	26	31	21	0	292
	14	596	289	31	34	26	1	215
	15	600	306	32	19	20	0	223
	17	536	275	19	25	21	0	196
	19	670	343	30	25	30	0	242
	20	605	303	27	22	18	0	235
	21	572	263	29	23	35	0	222
	23	658	335	33	24	22	0	244
	24	678	359	31	32	26	0	230
	25	460	220	17	23	7	0	193
	26	351	156	14	16	20	0	145
	30	815	401	29	39	25	2	319
	33	459	216	27	21	21	0	174
	34	390	181	18	11	11	0	169
	37	826	401	47	34	24	1	319
	38	371	195	10	13	17	0	136
	40	514	235	19	21	23	0	216
Penfield		12,442	6,172	538	514	467	4	4,747
Webster								
	1	525	240	40	31	27	0	187
	2	595	248	26	19	27	0	275
	3	455	226	21	15	22	0	171
	4	325	148	26	15	15	0	121
	5	568	237	26	30	29	0	246
	6	521	236	19	16	16	0	234
	7	585	257	26	29	12	1	260
	8	479	223	24	29	21	1	181
	9	671	343	33	30	21	0	244
	10	712	390	38	24	33	5	222
	11	482	238	34	22	22	0	166
	12	631	323	30	31	15	0	232
	13	475	228	22	13	29	0	183
	14	463	230	38	12	16	0	167
	15	376	173	17	24	14	0	148
	16	628	286	26	29	24	0	263
	17	464	262	25	23	21	0	133
	18	411	187	15	17	15	0	177
	19	684	348	46	34	20	0	236
	20	627	310	23	34	21	0	239
	21	639	312	31	38	27	0	231
	22	576	261	27	26	16	0	246

REPRESENTATIVE IN CONGRESS  
25TH DISTRICT  
DETAIL

LEGISLATIVE DISTRICT OR TOWN	ELECTION DISTRICT	TOTAL VOTERS	JAMES T. WALSH	JAMES T. WALSH	JAMES T. WALSH	HOWIE HAWKINS	SCATTER	BLANK AND VOID
			REP	IND	CON	PJ		
Webster								
	23	476	244	28	27	16	0	161
	24	911	425	61	43	39	0	343
	25	558	245	23	21	16	0	253
	26	524	245	19	16	16	0	228
	27	443	212	16	23	10	1	181
	28	506	225	38	23	11	0	209
	29	416	193	25	26	16	2	154
	30	390	143	10	19	23	0	195
	31	465	207	23	19	7	0	209
	32	552	262	16	26	20	0	228
	33	554	312	31	19	14	0	178
	34	320	159	13	17	14	1	116
	35	339	175	18	19	16	0	111
	36	499	259	26	27	17	0	170
	37	654	315	33	32	27	0	247
	38	676	276	25	27	20	0	328
	39	452	255	13	7	18	1	158
	40	661	320	19	19	13	0	290
	41	433	212	22	21	17	1	160
	42	463	231	27	21	22	1	161
	43	361	171	21	14	13	0	142
Webster		22,545	10,792	1,120	1,007	828	14	8,784
GRAND TOTAL:		53,897	25,054	2,614	2,272	2,207	34	21,716

REPRESENTATIVE IN CONGRESS  
26TH DISTRICT  
SUMMARY

LEGISLATIVE DISTRICT OR TOWN	TOTAL VOTERS	THOMAS	JACK	THOMAS	THOMAS	JACK	SCATTER	BLANK AND VOID
		M. REYNOLDS REP	DAVIS DEM	M. REYNOLDS IND	M. REYNOLDS CON	DAVIS WOR		
Chili	426	207	117	12	23	12	0	55
Clarkson	3,012	1,377	982	61	144	86	0	362
Greece	42,359	18,146	12,854	1,233	1,637	887	12	7,590
Hamlin	86	35	29	0	3	5	0	14
Ogden	9,928	4,663	2,961	259	504	261	3	1,277
Parma	6,656	3,026	1,953	203	296	161	0	1,017
Riga	3,019	1,493	861	83	132	71	1	378
Sweden	5,351	2,279	1,881	146	221	143	0	681
Wheatland	2,765	1,235	895	85	115	78	1	356
<b>GRAND TOTAL:</b>	<b>73,602</b>	<b>32,461</b>	<b>22,533</b>	<b>2,082</b>	<b>3,075</b>	<b>1,704</b>	<b>17</b>	<b>11,730</b>

REPRESENTATIVE IN CONGRESS  
26TH DISTRICT  
DETAIL

LEGISLATIVE DISTRICT OR TOWN	ELECTION DISTRICT	TOTAL VOTERS	THOMAS	JACK	THOMAS	THOMAS	JACK	SCATTER	BLANK AND VOID
			M. REYNOLDS REP	DAVIS DEM	M. REYNOLDS IND	M. REYNOLDS CON	DAVIS WOR		
Chili	8	426	207	117	12	23	12	0	55
Chili		426	207	117	12	23	12	0	55
Clarkson	1	564	265	180	5	30	16	0	68
	2	469	205	166	13	17	8	0	60
	3	479	224	166	11	15	13	0	50
	4	640	296	201	11	34	18	0	80
	5	489	225	144	13	29	17	0	61
	6	371	162	125	8	19	14	0	43
Clarkson		3,012	1,377	982	61	144	86	0	362
Greece	3	440	188	147	10	16	4	0	75
	4	343	150	106	9	20	4	0	54
	5	326	142	98	10	11	7	0	58
	6	360	143	104	11	23	14	0	65
	7	478	197	154	11	14	8	0	94
	8	454	183	150	8	16	15	0	82
	9	397	160	125	11	17	8	0	76
	10	377	144	134	12	12	15	0	60
	11	271	93	90	12	14	3	0	59
	12	279	117	94	5	7	6	0	50
	13	369	136	126	23	14	8	0	62
	14	337	154	99	6	16	12	0	50
	15	366	150	118	6	16	12	0	64
	17	512	249	135	9	25	12	0	82
	18	484	192	176	13	20	11	0	72
	19	376	148	110	19	10	13	0	76
	20	426	179	129	10	21	11	0	76
	22	332	141	93	9	12	7	0	70
	23	604	208	219	14	25	9	0	129
	24	802	356	246	23	31	16	0	130
	25	457	165	144	17	22	15	0	94
	26	399	156	131	13	21	5	0	73
	27	733	315	221	17	25	21	0	134
	28	549	247	137	25	19	14	0	107
	29	447	171	154	15	20	14	1	72
	31	367	147	122	8	14	12	0	64
	32	473	178	156	17	17	14	0	91
	33	701	309	187	23	31	11	0	140
	36	512	226	156	10	17	3	1	99
	37	317	136	92	10	23	8	0	48
	39	290	130	96	4	11	5	0	44
	40	365	161	116	13	11	8	0	56
	42	413	165	150	11	13	12	0	62
	43	665	320	173	22	32	20	2	96
	44	589	264	165	15	16	12	0	117

REPRESENTATIVE IN CONGRESS  
26TH DISTRICT  
DETAIL

LEGISLATIVE DISTRICT OR TOWN	ELECTION DISTRICT	TOTAL VOTERS	THOMAS	JACK	THOMAS	THOMAS	JACK	SCATTER	BLANK AND VOID
			M. REYNOLDS REP	DAVIS DEM	M. REYNOLDS IND	M. REYNOLDS CON	DAVIS WOR		
Greece									
	45	624	311	152	14	23	12	0	112
	46	313	124	97	14	7	12	0	59
	47	445	194	139	10	21	9	0	72
	49	358	172	96	14	11	8	0	57
	50	452	200	125	17	21	11	1	77
	51	276	119	96	8	9	7	0	37
	52	571	250	171	13	20	16	0	101
	53	406	130	155	15	8	15	0	83
	54	483	202	134	18	23	10	0	96
	55	375	164	102	10	17	5	0	77
	56	535	257	139	12	21	12	0	94
	57	548	230	169	9	19	13	2	106
	58	567	262	175	16	17	6	0	91
	59	453	137	206	17	11	8	1	73
	60	409	160	145	7	17	6	0	74
	61	429	164	138	14	20	11	0	82
	62	578	253	185	12	16	8	1	103
	63	480	172	176	13	23	10	0	86
	64	394	165	129	9	9	8	0	74
	65	443	208	129	16	3	8	0	79
	66	309	105	123	8	12	3	0	58
	67	372	187	102	10	12	10	1	50
	68	494	233	126	6	26	7	0	96
	69	307	139	100	7	9	7	0	45
	70	515	217	149	13	20	19	0	97
	71	545	240	178	8	24	6	0	89
	72	528	252	132	17	23	8	0	96
	73	302	132	101	8	8	7	0	46
	75	388	183	112	8	12	6	0	67
	77	490	201	153	17	20	11	0	88
	79	597	273	161	16	27	9	0	111
	80	544	234	139	19	29	10	0	113
	81	312	139	108	6	12	3	0	44
	83	367	142	127	11	11	8	0	68
	85	584	260	152	16	35	14	0	107
	86	567	271	147	17	22	7	0	103
	87	391	157	123	16	9	7	0	79
	88	467	203	138	14	18	8	1	85
	89	393	164	114	8	11	9	0	87
	90	526	239	121	19	28	6	0	113
	91	717	330	203	23	25	16	0	120
	92	778	315	254	22	22	14	0	151
	93	584	220	219	21	23	10	0	91
	94	435	195	118	18	17	5	0	82
	95	410	167	130	15	11	5	0	82
	96	527	206	169	16	17	11	0	108
	97	631	309	176	16	32	6	0	92

REPRESENTATIVE IN CONGRESS  
26TH DISTRICT  
DETAIL

LEGISLATIVE DISTRICT OR TOWN	ELECTION DISTRICT	TOTAL VOTERS	THOMAS	JACK	THOMAS	THOMAS	JACK	SCATTER	BLANK AND VOID
			M. REYNOLDS REP	DAVIS DEM	M. REYNOLDS IND	M. REYNOLDS CON	DAVIS WOR		
Greece									
	98	595	234	182	19	18	19	0	123
	99	502	234	131	15	15	13	0	94
	100	554	248	127	26	27	8	1	117
	101	336	155	84	10	12	6	0	69
	102	658	335	184	20	27	13	0	79
	103	555	225	164	19	37	10	0	100
	104	554	252	169	21	12	10	0	90
	105	353	178	99	10	8	2	0	56
	106	423	178	128	9	18	10	0	80
Greece		42,359	18,146	12,854	1,233	1,637	887	12	7,590
Hamlin									
	11	86	35	29	0	3	5	0	14
Hamlin		86	35	29	0	3	5	0	14
Ogden									
	1	467	207	147	15	30	11	0	57
	2	502	235	163	8	23	15	0	58
	3	628	302	193	19	26	13	1	74
	4	470	230	142	11	24	11	0	52
	5	493	239	133	13	31	16	1	60
	6	611	273	186	17	24	17	0	94
	7	286	132	87	9	14	8	0	36
	8	494	228	150	12	24	9	0	71
	9	472	222	136	17	24	15	0	58
	10	461	210	153	9	22	8	0	59
	11	467	216	147	15	22	16	0	51
	12	563	262	164	11	34	20	0	72
	13	504	209	146	20	28	17	0	84
	14	472	233	132	11	28	12	0	56
	15	605	282	173	6	28	19	0	97
	16	316	186	69	7	22	4	0	28
	17	415	178	144	11	11	12	0	59
	18	591	253	186	19	23	15	0	95
	19	523	253	158	12	26	12	1	61
	20	588	313	152	17	40	11	0	55
Ogden		9,928	4,663	2,961	259	504	261	3	1,277
Parma									
	1	556	249	171	23	25	10	0	78
	2	656	299	181	16	36	17	0	107
	3	459	212	118	16	22	7	0	84
	4	506	230	149	21	20	9	0	77
	5	384	172	123	12	24	12	0	41
	6	253	135	64	3	10	5	0	36
	7	496	246	120	13	28	18	0	71
	8	536	250	166	18	24	11	0	67
	11	530	239	164	16	23	13	0	75
	12	571	232	184	22	17	17	0	99

REPRESENTATIVE IN CONGRESS  
26TH DISTRICT  
DETAIL

LEGISLATIVE DISTRICT OR TOWN	ELECTION DISTRICT	TOTAL VOTERS	THOMAS	JACK	THOMAS	THOMAS	JACK	SCATTER	BLANK AND VOID
			M. REYNOLDS REP	DAVIS DEM	M. REYNOLDS IND	M. REYNOLDS CON	DAVIS WOR		
Parma									
	13	699	327	221	16	19	17	0	99
	14	502	205	150	10	27	11	0	99
	15	508	230	142	17	21	14	0	84
Parma		6,656	3,026	1,953	203	296	161	0	1,017
Riga									
	1	665	318	200	19	15	15	0	98
	2	512	277	136	13	32	14	1	39
	3	424	195	144	7	16	9	0	53
	4	506	256	140	18	21	18	0	53
	5	477	247	123	14	21	5	0	67
	6	435	200	118	12	27	10	0	68
Riga		3,019	1,493	861	83	132	71	1	378
Sweden									
	1	462	204	145	14	17	16	0	66
	2	380	105	163	12	15	16	0	69
	3	631	259	240	15	20	14	0	83
	4	658	281	246	18	33	12	0	68
	5	160	62	60	7	10	4	0	17
	6	484	196	182	12	21	12	0	61
	7	515	249	187	8	15	6	0	50
	8	407	181	123	12	21	19	0	51
	9	375	147	133	15	18	8	0	54
	10	634	306	186	16	24	15	0	87
	11	216	78	79	10	10	7	0	32
	12	429	211	137	7	17	14	0	43
Sweden		5,351	2,279	1,881	146	221	143	0	681
Wheatland									
	1	531	229	172	16	22	13	1	78
	2	508	222	174	23	19	21	0	49
	3	668	303	215	16	27	19	0	88
	4	523	232	174	20	20	9	0	68
	5	535	249	160	10	27	16	0	73
Wheatland		2,765	1,235	895	85	115	78	1	356
GRAND TOTAL:		73,602	32,461	22,533	2,082	3,075	1,704	17	11,730

REPRESENTATIVE IN CONGRESS  
28TH DISTRICT  
SUMMARY

LEGISLATIVE DISTRICT OR TOWN	TOTAL VOTERS	MICHAEL D. LABA	LOUISE M. SLAUGHTER	FRANCINA J. CARTONIA	MICHAEL D. LABA	LOUISE M. SLAUGHTER	SCATTER	BLANK AND VOID
		REP	DEM	IND	CON	WOR		
Leg. Dist. 06	2,421	561	1,302	40	95	97	2	324
Leg. Dist. 07	1,205	243	724	15	33	50	0	140
Leg. Dist. 21	9,362	1,255	6,336	185	164	423	1	998
Leg. Dist. 22	5,342	382	3,869	88	51	193	0	759
Leg. Dist. 23	10,790	1,674	7,117	220	222	549	6	1,002
Leg. Dist. 24	6,063	901	3,979	125	114	350	2	592
Leg. Dist. 25	6,820	498	5,014	125	63	283	0	837
Leg. Dist. 26	4,996	888	3,033	90	146	236	4	599
Leg. Dist. 27	9,326	744	6,962	159	133	390	4	934
Leg. Dist. 28	6,047	905	3,784	131	124	263	4	836
Leg. Dist. 29	7,297	923	4,714	165	116	289	1	1,089
CITY	69,669	8,974	46,834	1,343	1,261	3,123	24	8,110
Brighton	6,113	1,475	3,733	109	133	160	2	501
Chili	24	6	12	1	1	1	0	3
East Rochester	3,025	724	1,633	43	72	128	0	425
Greece	6,109	1,705	3,092	98	244	185	2	783
Hamlin	4,054	1,444	1,732	56	183	152	1	486
Irondequoit	9,663	2,120	5,659	175	217	286	4	1,202
Parma	1,081	385	436	27	59	21	1	152
Penfield	2,470	685	1,365	35	87	73	0	225
Perinton	7,752	2,129	4,447	96	217	213	4	646
TOWNS	40,291	10,673	22,109	640	1,213	1,219	14	4,423
GRAND TOTAL:	109,960	19,647	68,943	1,983	2,474	4,342	38	12,533



REPRESENTATIVE IN CONGRESS  
28TH DISTRICT  
DETAIL

LEGISLATIVE DISTRICT OR TOWN	ELECTION DISTRICT	TOTAL VOTERS	MICHAEL D. LABA	LOUISE M. SLAUGHTER	FRANCINA J. CARTONIA	MICHAEL D. LABA	LOUISE M. SLAUGHTER	SCATTER	BLANK AND VOID
			REP	DEM	IND	CON	WOR		
Leg. Dist. 06									
	1	588	139	319	4	16	20	1	89
	2	286	62	153	8	15	12	0	36
	3	365	87	180	7	21	17	0	53
	4	405	91	228	8	18	14	0	46
	5	364	84	197	4	15	15	1	48
	6	413	98	225	9	10	19	0	52
Leg. Dist. 06		2,421	561	1,302	40	95	97	2	324
Leg. Dist. 07									
	1	545	124	332	3	8	19	0	59
	2	376	61	229	8	10	19	0	49
	3	284	58	163	4	15	12	0	32
Leg. Dist. 07		1,205	243	724	15	33	50	0	140
Leg. Dist. 21									
	1	435	74	265	8	13	23	0	52
	2	405	57	269	10	10	15	0	44
	3	239	33	151	3	5	7	0	40
	4	258	32	173	10	8	8	0	27
	5/16	458	80	296	12	9	29	0	32
	6	378	41	258	11	4	18	0	46
	7	528	100	335	13	5	15	0	60
	8	192	29	121	4	4	12	0	22
	9	389	64	260	9	7	17	0	32
	10	463	88	310	10	9	11	1	34
	11/29-17	223	24	148	3	2	12	0	34
	12	428	61	292	8	9	13	0	45
	13	203	15	135	9	3	19	0	22
	14	483	67	307	13	13	28	0	55
	15	460	63	316	5	11	16	0	49
	17/28	371	45	254	5	10	22	0	35
	18	317	29	225	4	1	13	0	45
	19	151	2	122	2	0	9	0	16
	20	198	31	142	3	2	11	0	9
	21	348	41	246	5	4	20	0	32

REPRESENTATIVE IN CONGRESS  
28TH DISTRICT  
DETAIL

LEGISLATIVE DISTRICT OR TOWN	ELECTION DISTRICT	TOTAL VOTERS	MICHAEL D. LABA	LOUISE M. SLAUGHTER	FRANCINA J. CARTONIA	MICHAEL D. LABA	LOUISE M. SLAUGHTER	SCATTER	BLANK AND VOID
			REP	DEM	IND	CON	WOR		
Leg. Dist. 21									
	22	415	32	286	8	8	16	0	65
	23	287	30	206	10	4	18	0	19
	24	397	80	252	5	8	17	0	35
	25	331	26	249	1	3	16	0	36
	26	283	16	215	5	3	12	0	32
	27	210	13	157	0	2	10	0	28
	29	135	21	88	1	1	3	0	21
	30	25	8	12	0	0	0	0	5
	31/34	163	18	121	6	2	5	0	11
	32	22	3	16	1	1	1	0	0
	33	167	32	109	1	3	7	0	15
Leg. Dist. 21		9,362	1,255	6,336	185	164	423	1	998
Leg. Dist. 22									
	1	416	37	310	4	7	13	0	45
	2	133	6	87	6	0	5	0	29
	3	309	34	216	5	1	11	0	42
	4	132	11	91	1	1	7	0	21
	5	278	22	204	5	5	10	0	32
	6	250	12	184	5	0	6	0	43
	7	162	6	124	1	0	4	0	27
	8	268	19	191	3	4	8	0	43
	9	220	17	156	2	6	7	0	32
	10	214	13	162	6	1	3	0	29
	11	275	13	207	6	4	11	0	34
	12	189	7	151	1	0	2	0	28
	13	123	5	91	2	2	7	0	16
	14	278	24	197	4	1	13	0	39
	15	282	15	212	3	1	16	0	35
	16	139	10	103	2	1	5	0	18
	17	123	6	99	1	3	3	0	11
	18	166	13	120	4	1	5	0	23
	19	200	18	142	4	2	8	0	26
	20	268	26	188	4	3	8	0	39
	21	221	12	164	3	1	5	0	36

REPRESENTATIVE IN CONGRESS  
28TH DISTRICT  
DETAIL

LEGISLATIVE DISTRICT OR TOWN	ELECTION DISTRICT	TOTAL VOTERS	MICHAEL D. LABA	LOUISE M. SLAUGHTER	FRANCINA J. CARTONIA	MICHAEL D. LABA	LOUISE M. SLAUGHTER	SCATTER	BLANK AND VOID
			REP	DEM	IND	CON	WOR		
Leg. Dist. 22									
	22	328	30	220	8	3	18	0	49
	23	215	12	161	6	2	10	0	24
	24	153	14	89	2	2	8	0	38
		5,342	382	3,869	88	51	193	0	759
Leg. Dist. 22									
Leg. Dist. 23									
	1	231	35	153	6	6	8	0	23
	2	495	53	319	14	12	33	0	64
	3	324	49	214	7	12	18	0	24
	4	613	96	419	9	10	34	1	44
	5	501	79	309	17	4	26	0	66
	6	259	56	168	6	4	8	1	16
	7	495	81	321	13	3	33	1	43
	8	439	62	296	6	10	23	0	42
	9	283	50	193	4	5	9	0	22
	10	391	50	271	4	5	13	0	48
	11	415	53	278	9	12	22	0	41
	12	453	75	304	4	10	17	0	43
	13	303	50	191	3	12	18	1	28
	14	417	62	275	7	4	19	0	50
	15	314	38	201	11	6	17	1	40
	16	448	58	297	11	10	26	0	46
	17	480	73	302	16	14	36	0	39
	18	444	91	264	9	17	21	0	42
	19	388	68	254	7	13	8	0	38
	20	414	57	297	9	2	23	0	26
	21	356	56	251	10	3	17	0	19
	22	293	41	203	4	7	19	0	19
	23	237	29	153	7	0	18	0	30
	24	401	63	257	5	8	11	0	57
	25	510	81	346	7	11	31	1	33
	26	585	112	393	9	15	25	0	31
	27	301	56	188	6	7	16	0	28
		10,790	1,674	7,117	220	222	549	6	1,002
Leg. Dist. 23									

REPRESENTATIVE IN CONGRESS  
28TH DISTRICT  
DETAIL

LEGISLATIVE DISTRICT OR TOWN	ELECTION DISTRICT	TOTAL VOTERS	MICHAEL D. LABA	LOUISE M. SLAUGHTER	FRANCINA J. CARTONIA	MICHAEL D. LABA	LOUISE M. SLAUGHTER	SCATTER	BLANK AND VOID
			REP	DEM	IND	CON	WOR		
Leg. Dist. 24									
	1	449	48	324	6	12	35	0	24
	2	343	33	252	4	6	26	0	22
	3	399	53	283	7	7	19	0	30
	4	422	65	278	16	8	18	0	37
	5	393	80	248	4	9	13	0	39
	6	289	54	185	2	6	21	0	21
	7	262	52	164	4	5	7	0	30
	8	417	77	262	10	12	23	0	33
	9	278	59	162	3	13	12	1	28
	10	467	52	303	9	4	47	0	52
	11	311	44	205	6	5	10	0	41
	12	177	31	115	2	0	6	0	23
	13	391	47	271	10	4	26	0	33
	14	446	55	291	9	8	32	0	51
	15	464	57	292	18	8	26	0	63
	16	424	65	274	12	7	27	1	38
	17	131	29	70	3	0	2	0	27
Leg. Dist. 24		6,063	901	3,979	125	114	350	2	592
Leg. Dist. 25									
	1	427	41	318	11	7	11	0	39
	2	307	9	247	3	2	10	0	36
	3	420	26	331	12	4	14	0	33
	4	114	9	74	1	1	2	0	27
	5	305	10	255	1	0	9	0	30
	6	367	27	246	9	4	29	0	52
	7	333	12	254	9	1	17	0	40
	8	414	10	321	6	3	13	0	61
	9	191	4	161	3	1	4	0	18
	10	341	17	267	5	2	8	0	42
	11	284	8	231	5	2	10	0	28
	12	451	40	309	10	4	42	0	46
	13	290	4	244	6	1	2	0	33
	14/24	475	56	328	5	6	25	0	55
	15	255	2	203	3	2	11	0	34

REPRESENTATIVE IN CONGRESS  
28TH DISTRICT  
DETAIL

LEGISLATIVE DISTRICT OR TOWN	ELECTION DISTRICT	TOTAL VOTERS	MICHAEL D. LABA	LOUISE M. SLAUGHTER	FRANCINA J. CARTONIA	MICHAEL D. LABA	LOUISE M. SLAUGHTER	SCATTER	BLANK AND VOID
			REP	DEM	IND	CON	WOR		
Leg. Dist. 25									
	16	98	16	64	0	3	3	0	12
	17	181	5	143	2	0	5	0	26
	18	415	51	281	6	7	24	0	46
	19	27	4	19	0	0	1	0	3
	20/25	416	67	266	9	6	8	0	60
	21	233	43	129	7	1	8	0	45
	22	246	18	191	4	4	10	0	19
	23/27-24	230	19	132	8	2	17	0	52
Leg. Dist. 25		6,820	498	5,014	125	63	283	0	837
Leg. Dist. 26									
	1	325	54	219	2	8	14	0	28
	2	158	18	104	2	5	8	1	20
	3	263	67	137	7	11	6	0	35
	4	310	67	157	4	26	19	0	37
	5	330	59	209	8	10	7	1	36
	7	366	67	217	12	11	13	0	46
	8	390	67	245	6	4	19	0	49
	9	376	77	216	4	15	20	2	42
	10	427	74	243	7	14	30	0	59
	11	380	67	213	6	6	17	0	71
	12	438	66	296	9	4	25	0	38
	13	29	5	21	1	0	1	0	1
	14	372	65	231	6	14	23	0	33
	15	361	57	245	8	6	11	0	34
	16	471	78	280	8	12	23	0	70
	17	0	0	0	0	0	0	0	0
Leg. Dist. 26		4,996	888	3,033	90	146	236	4	599
Leg. Dist. 27									
	1	436	48	324	9	6	13	0	36
	2	399	33	299	5	5	17	0	40
	3	408	40	295	6	10	17	0	40
	4	463	41	337	2	11	23	0	49
	5	451	34	343	6	5	24	0	39

REPRESENTATIVE IN CONGRESS  
28TH DISTRICT  
DETAIL

LEGISLATIVE DISTRICT OR TOWN	ELECTION DISTRICT	TOTAL VOTERS	MICHAEL D. LABA	LOUISE M. SLAUGHTER	FRANCINA J. CARTONIA	MICHAEL D. LABA	LOUISE M. SLAUGHTER	SCATTER	BLANK AND VOID
			REP	DEM	IND	CON	WOR		
Leg. Dist. 27									
	6	417	41	310	6	7	17	0	36
	7	441	40	319	12	2	26	1	41
	8	450	29	335	7	2	10	0	67
	9	421	26	313	9	6	29	1	37
	10	393	40	279	7	10	18	0	39
	11	448	49	333	6	7	15	0	38
	12	352	30	270	7	5	11	0	29
	13	412	23	332	3	1	15	0	38
	14	304	15	254	2	4	8	0	21
	15	356	21	277	9	2	17	0	30
	16	422	28	308	7	4	21	2	52
	17	211	34	147	3	3	5	0	19
	18	313	19	245	3	3	15	0	28
	19	401	18	306	10	8	23	0	36
	20	260	14	199	4	3	8	0	32
	21	211	10	168	3	6	6	0	18
	22	419	19	315	6	6	21	0	52
	23	258	16	187	15	0	12	0	28
	27	351	49	228	6	11	8	0	49
	28	329	27	239	6	6	11	0	40
Leg. Dist. 27		9,326	744	6,962	159	133	390	4	934
Leg. Dist. 28									
	1	255	44	155	3	2	14	0	37
	2	323	55	196	5	7	13	0	47
	3	240	30	150	6	3	11	0	40
	4	426	47	280	13	7	23	0	56
	5	210	59	122	3	2	2	0	22
	6	270	51	175	5	2	5	2	30
	7	446	76	280	6	4	17	0	63
	8	336	35	195	9	5	14	0	78
	9	210	38	121	5	7	8	0	31
	10	222	31	140	5	12	9	0	25
	11/25	380	43	235	7	9	31	0	55
	12	185	23	116	2	5	11	0	28

REPRESENTATIVE IN CONGRESS  
28TH DISTRICT  
DETAIL

LEGISLATIVE DISTRICT OR TOWN	ELECTION DISTRICT	TOTAL VOTERS	MICHAEL D. LABA	LOUISE M. SLAUGHTER	FRANCINA J. CARTONIA	MICHAEL D. LABA	LOUISE M. SLAUGHTER	SCATTER	BLANK AND VOID
			REP	DEM	IND	CON	WOR		
Leg. Dist. 28									
	13	326	39	209	3	8	16	0	51
	14	355	47	228	7	9	15	1	48
	15	160	25	89	7	2	11	1	25
	16	258	54	153	4	7	8	0	32
	17	126	14	79	4	1	3	0	25
	18	434	66	271	16	11	21	0	49
	19	17	0	11	0	0	0	0	6
	21	246	50	150	5	12	8	0	21
	22	193	18	128	8	1	7	0	31
	23	362	52	252	5	7	14	0	32
	24	67	8	49	3	1	2	0	4
Leg. Dist. 28		6,047	905	3,784	131	124	263	4	836
Leg. Dist. 29									
	1	48	2	38	0	1	1	0	6
	2	126	9	88	3	1	4	0	21
	3	255	33	172	4	4	9	0	33
	4	408	63	262	10	3	22	0	48
	5	396	56	254	5	13	16	0	52
	6	286	46	181	15	7	7	0	30
	7	45	1	25	0	0	3	0	16
	8	358	55	229	2	3	16	0	53
	9	292	45	172	8	1	18	0	48
	10	370	37	250	10	3	12	0	58
	11	269	47	181	4	2	9	0	26
	12	330	36	225	7	10	11	0	41
	13	325	25	217	8	3	11	0	61
	14	294	50	185	5	5	12	0	37
	15	275	24	171	8	5	7	0	60
	16	137	11	89	4	2	9	0	22
	18	305	64	182	4	8	11	0	36
	19	318	44	201	2	4	15	0	52
	20	477	35	340	11	4	17	0	70
	21	398	52	260	14	10	16	0	46
	22	171	20	112	5	2	3	0	29

REPRESENTATIVE IN CONGRESS  
28TH DISTRICT  
DETAIL

LEGISLATIVE DISTRICT OR TOWN	ELECTION DISTRICT	TOTAL VOTERS	MICHAEL D. LABA	LOUISE M. SLAUGHTER	FRANCINA J. CARTONIA	MICHAEL D. LABA	LOUISE M. SLAUGHTER	SCATTER	BLANK AND VOID
			REP	DEM	IND	CON	WOR		
Leg. Dist. 29									
	23	284	23	161	11	0	13	0	76
	24	458	62	265	13	11	25	0	82
	25	292	56	166	8	9	11	1	41
	26	251	17	188	2	3	8	0	33
	27	129	10	100	2	2	3	0	12
		<u>7,297</u>	<u>923</u>	<u>4,714</u>	<u>165</u>	<u>116</u>	<u>289</u>	<u>1</u>	<u>1,089</u>
CITY		69,669	8,974	46,834	1,343	1,261	3,123	24	8,110
Brighton									
	3	390	92	225	8	6	10	0	49
	6	620	143	391	8	16	19	0	43
	7	429	92	262	8	14	15	2	36
	8	450	144	254	6	5	4	0	37
	11	531	112	332	14	11	20	0	42
	15	369	90	213	9	10	16	0	31
	16	328	144	157	4	4	4	0	15
	18	422	77	283	5	6	11	0	40
	24	344	80	204	9	13	11	0	27
	28	573	120	375	8	5	9	0	56
	29	325	90	186	9	12	4	0	24
	34	417	98	256	9	14	13	0	27
	38	547	115	360	4	9	10	0	49
	39	368	78	235	8	8	14	0	25
		<u>6,113</u>	<u>1,475</u>	<u>3,733</u>	<u>109</u>	<u>133</u>	<u>160</u>	<u>2</u>	<u>501</u>
Brighton Chili									
	31	24	6	12	1	1	1	0	3
Chili		24	6	12	1	1	1	0	3
East Rochester									
	1	533	115	299	10	11	21	0	77
	2	443	96	220	5	14	31	0	77
	3	445	119	250	6	7	9	0	54
	4	408	95	230	10	9	15	0	49
	5	382	84	209	3	12	16	0	58



REPRESENTATIVE IN CONGRESS  
28TH DISTRICT  
DETAIL

LEGISLATIVE DISTRICT OR TOWN	ELECTION DISTRICT	TOTAL VOTERS	MICHAEL D. LABA	LOUISE M. SLAUGHTER	FRANCINA J. CARTONIA	MICHAEL D. LABA	LOUISE M. SLAUGHTER	SCATTER	BLANK AND VOID
			REP	DEM	IND	CON	WOR		
East Rochester									
	6	366	90	195	4	6	12	0	59
	7	448	125	230	5	13	24	0	51
		<u>3,025</u>	<u>724</u>	<u>1,633</u>	<u>43</u>	<u>72</u>	<u>128</u>	<u>0</u>	<u>425</u>
East Rochester									
Greece									
	1	395	104	203	6	27	9	0	46
	2	450	144	209	8	22	12	2	53
	16	280	79	148	3	11	7	0	32
	21	391	96	203	8	20	7	0	57
	30	311	72	173	1	12	8	0	45
	34	448	128	231	8	17	6	0	58
	35	381	108	179	7	26	14	0	47
	38	550	170	274	11	21	21	0	53
	41	470	126	256	9	12	10	0	57
	48	362	94	193	6	10	13	0	46
	74	417	90	225	10	13	21	0	58
	76	333	121	139	1	11	15	0	46
	78	350	112	165	5	8	8	0	52
	82	438	109	229	6	19	19	0	56
	84	533	152	265	9	15	15	0	77
		<u>6,109</u>	<u>1,705</u>	<u>3,092</u>	<u>98</u>	<u>244</u>	<u>185</u>	<u>2</u>	<u>783</u>
Greece									
Hamlin									
	1	444	131	223	5	24	22	0	39
	2	490	188	200	6	20	12	0	64
	3	345	121	135	4	17	15	0	53
	4	331	134	131	6	11	11	0	38
	5	422	143	171	7	20	22	0	59
	6	306	104	138	4	13	8	1	38
	7	559	186	262	6	26	31	0	48
	8	359	120	150	3	21	11	0	54
	9	293	106	129	6	13	7	0	32
	10	505	211	193	9	18	13	0	61
		<u>4,054</u>	<u>1,444</u>	<u>1,732</u>	<u>56</u>	<u>183</u>	<u>152</u>	<u>1</u>	<u>486</u>
Hamlin									
Irondequoit									

REPRESENTATIVE IN CONGRESS  
28TH DISTRICT  
DETAIL

LEGISLATIVE DISTRICT OR TOWN	ELECTION DISTRICT	TOTAL VOTERS	MICHAEL D. LABA	LOUISE M. SLAUGHTER	FRANCINA J. CARTONIA	MICHAEL D. LABA	LOUISE M. SLAUGHTER	SCATTER	BLANK AND VOID
			REP	DEM	IND	CON	WOR		
Irondequoit	5	438	92	258	9	10	18	0	51
	11	272	76	137	4	9	9	0	37
	12	379	76	226	9	10	18	0	40
	13	577	119	374	7	14	13	0	50
	19	516	108	324	8	10	15	0	51
	23	392	89	245	6	12	8	0	32
	26	329	88	175	8	5	7	0	46
	29	396	74	247	4	6	11	0	54
	31	412	82	259	7	5	11	0	48
	34	633	192	319	7	19	17	0	79
	35	314	62	191	8	12	8	1	32
	36	329	53	202	9	5	5	0	55
	37	356	81	205	5	8	12	1	44
	39	270	70	149	4	5	3	0	39
	41	443	107	251	6	9	21	0	49
	43	345	65	185	8	8	15	1	63
	50	336	65	208	7	3	9	0	44
	52	514	105	291	15	9	15	0	79
	54	162	33	96	4	5	5	0	19
	57	606	147	343	11	16	14	0	75
	61	532	121	302	10	17	15	0	67
	65	282	59	171	5	5	6	0	36
	66	247	43	158	3	3	6	0	34
	67	355	80	193	7	9	16	0	50
	69	228	33	150	4	3	9	1	28
Irondequoit		9,663	2,120	5,659	175	217	286	4	1,202
Parma	9	555	187	253	13	21	9	1	71
	10	526	198	183	14	38	12	0	81
Parma		1,081	385	436	27	59	21	1	152
Penfield	1	238	52	140	4	13	4	0	25
	8	476	118	258	9	15	22	0	54

REPRESENTATIVE IN CONGRESS  
28TH DISTRICT  
DETAIL

LEGISLATIVE DISTRICT OR TOWN	ELECTION DISTRICT	TOTAL VOTERS	MICHAEL D. LABA	LOUISE M. SLAUGHTER	FRANCINA J. CARTONIA	MICHAEL D. LABA	LOUISE M. SLAUGHTER	SCATTER	BLANK AND VOID
			REP	DEM	IND	CON	WOR		
Penfield									
	9	600	178	341	12	22	12	0	35
	10	421	118	227	4	13	9	0	50
	16	253	92	115	4	7	9	0	26
	22	<u>482</u>	<u>127</u>	<u>284</u>	<u>2</u>	<u>17</u>	<u>17</u>	<u>0</u>	<u>35</u>
Penfield		2,470	685	1,365	35	87	73	0	225
Perinton									
	4	420	88	244	5	14	23	1	45
	5	300	76	163	5	10	9	0	37
	6	452	121	268	4	18	11	0	30
	7	547	147	326	3	16	8	0	47
	10	596	161	329	7	15	18	1	65
	11	386	110	213	8	6	9	0	40
	12	493	130	304	7	15	6	0	31
	14	501	128	310	4	13	21	0	25
	16	418	124	240	6	8	6	2	32
	20	489	150	275	9	12	11	0	32
	21	542	158	278	8	14	13	0	71
	22	352	75	232	2	7	8	0	28
	25	364	72	235	3	8	21	0	25
	26	542	172	288	9	21	14	0	38
	29	318	94	188	2	7	9	0	18
	40	386	119	212	6	9	13	0	27
	41	345	104	182	4	15	5	0	35
	46	<u>301</u>	<u>100</u>	<u>160</u>	<u>4</u>	<u>9</u>	<u>8</u>	<u>0</u>	<u>20</u>
Perinton		7,752	2,129	4,447	96	217	213	4	646
TOWNS		<u>40,291</u>	<u>10,673</u>	<u>22,109</u>	<u>640</u>	<u>1,213</u>	<u>1,219</u>	<u>14</u>	<u>4,423</u>
GRAND TOTAL:		<u><u>109,960</u></u>	<u><u>19,647</u></u>	<u><u>68,943</u></u>	<u><u>1,983</u></u>	<u><u>2,474</u></u>	<u><u>4,342</u></u>	<u><u>38</u></u>	<u><u>12,533</u></u>

REPRESENTATIVE IN CONGRESS  
29TH DISTRICT  
SUMMARY

LEGISLATIVE DISTRICT OR TOWN	TOTAL VOTERS	JOHN RANDY KUHL, JR. REP	SAMARA BAREND DEM	JOHN CIAMPOLI IND	MARK W. ASSINI CON	SAMARA BAREND WOR	SCATTER	BLANK AND VOID
Brighton	13,233	3,257	7,003	363	554	297	6	1,753
Chili	14,602	5,058	5,127	349	1,581	336	1	2,150
Gates	13,781	4,055	4,976	318	1,924	250	3	2,255
Henrietta	16,658	5,485	6,618	471	1,340	370	11	2,363
Mendon	5,196	2,074	1,911	128	411	90	1	581
Penfield	5,342	1,916	1,989	155	401	80	4	797
Perinton	20,111	7,615	7,271	561	1,623	286	13	2,742
Pittsford	16,265	6,078	6,569	324	1,093	218	6	1,977
Rush	2,141	835	787	44	174	40	0	261
GRAND TOTAL:	<u>107,329</u>	<u>36,373</u>	<u>42,251</u>	<u>2,713</u>	<u>9,101</u>	<u>1,967</u>	<u>45</u>	<u>14,879</u>

REPRESENTATIVE IN CONGRESS  
29TH DISTRICT  
DETAIL

LEGISLATIVE DISTRICT OR TOWN	ELECTION DISTRICT	TOTAL VOTERS	JOHN RANDY KUHL, JR.	SAMARA BAREND	JOHN CIAMPOLI	MARK W. ASSINI	SAMARA BAREND	SCATTER	BLANK AND VOID
			REP	DEM	IND	CON	WOR		
Brighton									
	1	509	124	267	15	32	13	0	58
	2	337	101	144	11	13	9	0	59
	4	443	90	270	16	14	15	0	38
	5	444	79	269	12	14	16	0	54
	9	380	103	203	10	18	13	0	33
	10	474	126	253	11	28	11	0	45
	12	552	129	321	16	21	6	1	58
	13	353	85	182	5	25	6	0	50
	14	371	87	199	19	11	9	0	46
	17	254	32	165	4	0	1	0	52
	19	291	70	169	7	13	6	0	26
	20	377	88	187	15	15	11	0	61
	21	384	86	209	17	18	9	0	45
	22	485	132	262	9	17	8	1	56
	23	376	92	222	5	13	16	0	28
	25	350	79	206	8	7	12	0	38
	26	393	117	170	9	25	10	1	61
	27	372	87	202	8	19	10	0	46
	30	735	190	362	15	17	15	0	136
	31	373	89	206	10	21	6	0	41
	32	478	126	245	15	16	4	0	72
	33	506	149	256	8	28	12	0	53
	35	409	83	224	10	22	13	1	56
	36	451	126	208	18	16	12	0	71
	37	512	113	265	18	22	6	0	88
	40	693	157	375	17	26	12	0	106
	41	508	137	262	12	15	8	0	74
	42	141	36	67	4	12	6	0	16
	43	497	139	243	14	21	9	1	70
	44	270	71	128	10	10	3	1	47
	45	308	81	143	12	20	7	0	45
	46	207	53	119	3	5	3	0	24
		13,233	3,257	7,003	363	554	297	6	1,753
Brighton Chili									
	1	387	138	118	11	57	6	0	57
	2	532	189	170	14	69	8	0	82
	3	587	200	212	16	49	22	0	88
	4	385	151	119	10	37	8	0	60
	5	410	141	138	9	44	14	0	64
	6	466	155	139	20	74	11	1	66
	7	269	89	94	9	26	7	0	44
	9	395	139	143	9	45	8	0	51
	10	379	181	86	8	51	7	0	46
	11	570	193	210	15	77	7	0	68
	12	724	247	246	13	89	15	0	114
	13	668	237	245	16	78	11	0	81
	14	478	186	152	5	55	9	0	71
	15	435	153	147	9	57	15	0	54
	16	559	206	202	14	59	9	0	69
	17	933	329	354	22	80	19	0	129
	18	794	290	226	24	87	27	0	140
	19	406	123	181	7	36	7	0	52

REPRESENTATIVE IN CONGRESS  
29TH DISTRICT  
DETAIL

LEGISLATIVE DISTRICT OR TOWN	ELECTION DISTRICT	TOTAL VOTERS	JOHN RANDY KUHL, JR.	SAMARA BAREND	JOHN CIAMPOLI	MARK W. ASSINI	SAMARA BAREND	SCATTER	BLANK AND VOID
			REP	DEM	IND	CON	WOR		
Chili									
	20	684	226	258	14	62	21	0	103
	21	341	116	123	4	39	9	0	50
	22	629	193	255	11	37	22	0	111
	23	389	136	128	5	56	11	0	53
	24	709	240	243	21	74	9	0	122
	25	414	79	206	15	40	14	0	60
	26	591	218	178	13	69	9	0	104
	27	431	148	164	11	45	6	0	57
	28	377	139	142	9	27	6	0	54
	29	319	98	126	6	30	9	0	50
	30	341	118	122	9	32	10	0	50
		14,602	5,058	5,127	349	1,581	336	1	2,150
Chili Gates									
	1	309	94	108	6	58	6	0	37
	2	390	107	135	14	59	8	0	67
	3	330	88	131	10	40	11	0	50
	4	425	133	145	12	54	3	0	78
	5	486	167	174	8	69	8	0	60
	6	469	134	169	10	76	9	0	71
	7	646	202	211	21	97	6	0	109
	8	333	91	122	11	57	4	0	48
	9	489	140	159	10	54	5	0	121
	10	219	67	80	4	34	3	0	31
	11	319	86	120	5	54	7	0	47
	12	281	84	104	2	34	14	0	43
	13	461	132	166	10	56	5	0	92
	14	321	92	114	8	43	7	0	57
	15	551	169	194	14	74	12	0	88
	16	341	101	134	5	38	3	0	60
	17	385	121	128	12	45	7	0	72
	18	463	153	145	14	70	7	0	74
	19	416	119	154	4	51	13	0	75
	20	406	110	150	9	69	10	0	58
	21	391	124	143	4	50	8	0	62
	22	345	108	125	4	57	5	0	46
	23	399	118	141	8	63	8	0	61
	24	543	171	191	15	57	5	1	103
	25	388	114	161	3	43	5	0	62
	26	499	140	174	14	84	12	0	75
	27	496	131	198	15	60	9	2	81
	28	358	100	132	12	37	7	0	70
	29	412	112	144	16	65	7	0	68
	30	251	63	94	5	35	8	0	46
	31	327	85	129	6	56	6	0	45
	32	459	129	172	7	78	7	0	66
	33	216	80	83	6	19	3	0	25
	34	358	104	125	9	45	5	0	70
	35	299	86	121	5	43	7	0	37
		13,781	4,055	4,976	318	1,924	250	3	2,255
Gates Henrietta									
	1	580	203	216	13	53	12	0	83

REPRESENTATIVE IN CONGRESS  
29TH DISTRICT  
DETAIL

LEGISLATIVE DISTRICT OR TOWN	ELECTION DISTRICT	TOTAL VOTERS	JOHN RANDY KUHL, JR.	SAMARA BAREND	JOHN CIAMPOLI	MARK W. ASSINI	SAMARA BAREND	SCATTER	BLANK AND VOID
			REP	DEM	IND	CON	WOR		
Henrietta									
	2	435	157	154	9	41	8	0	66
	3	395	91	176	13	24	7	0	84
	4	414	119	195	13	21	7	0	59
	5	469	172	171	15	32	8	0	71
	6	460	167	168	12	37	8	0	68
	7	382	134	146	12	38	9	0	43
	8	443	148	171	14	31	16	1	62
	9	399	112	176	10	32	6	0	63
	10	454	168	162	7	30	9	2	76
	11	449	129	185	16	28	9	0	82
	12	436	151	171	11	38	9	0	56
	13	558	179	223	18	48	19	0	71
	14	381	123	141	6	31	12	1	67
	15	494	138	199	16	29	22	0	90
	16	349	100	144	17	24	10	0	54
	17	498	173	209	16	33	9	0	58
	18	525	169	195	19	44	9	0	89
	19	427	149	151	11	44	7	0	65
	20	320	114	110	9	30	6	1	50
	21	348	98	149	11	38	11	0	41
	22	602	214	263	13	48	11	0	53
	23	464	138	195	13	36	13	0	69
	24	480	143	192	18	33	13	0	81
	25	420	167	160	10	32	9	0	42
	26	755	259	288	19	73	12	0	104
	27	650	248	223	20	71	6	1	81
	28	522	187	215	7	39	7	0	67
	29	617	211	243	18	57	15	1	72
	30	846	267	364	33	54	22	0	106
	31	331	89	145	8	31	6	0	52
	32	519	173	227	11	34	10	3	61
	33	366	128	136	4	36	9	1	52
	34	309	97	123	7	16	10	0	56
	35	561	170	232	22	54	14	0	69
		16,658	5,485	6,618	471	1,340	370	11	2,363
Henrietta									
Mendon									
	1	705	284	272	19	50	9	0	71
	2	559	200	228	13	44	9	0	65
	3	674	278	231	11	57	10	0	87
	4	540	188	212	12	38	17	0	73
	5	646	275	236	19	45	14	0	57
	6	570	241	212	17	42	11	0	47
	7	675	285	226	18	54	4	1	87
	8	292	104	106	5	34	4	0	39
	9	535	219	188	14	47	12	0	55
		5,196	2,074	1,911	128	411	90	1	581
Mendon									
Penfield									
	3	370	153	125	16	28	2	0	46
	7	452	166	172	10	38	10	0	56
	11	333	125	117	14	23	5	0	49
	18	341	111	139	6	33	6	0	46

REPRESENTATIVE IN CONGRESS  
29TH DISTRICT  
DETAIL

LEGISLATIVE DISTRICT OR TOWN	ELECTION DISTRICT	TOTAL VOTERS	JOHN RANDY KUHL, JR.	SAMARA BAREND	JOHN CIAMPOLI	MARK W. ASSINI	SAMARA BAREND	SCATTER	BLANK AND VOID
			REP	DEM	IND	CON	WOR		
Penfield									
	27	582	209	224	16	47	7	1	78
	28	466	169	167	14	36	6	0	74
	29	689	223	275	28	38	19	1	105
	31	348	106	145	6	19	8	0	64
	32	353	125	117	10	32	2	1	66
	35	569	213	198	21	45	7	0	85
	36	477	172	192	8	28	4	1	72
	39	362	144	118	6	34	4	0	56
		5,342	1,916	1,989	155	401	80	4	797
Penfield									
Perinton									
	1	667	253	265	17	50	11	0	71
	2	632	271	223	24	50	5	2	57
	3	446	166	177	9	31	8	0	55
	8	502	196	174	19	41	5	0	67
	9	667	247	217	19	61	15	0	108
	13	427	179	152	14	39	5	0	38
	15	511	172	210	13	39	9	0	68
	17	516	183	204	16	33	11	0	69
	18	480	156	178	19	41	6	0	80
	19	462	165	172	16	43	9	0	57
	23	523	216	187	14	43	5	0	58
	24	783	276	261	21	70	7	0	148
	27	410	154	155	10	33	5	0	53
	28	400	151	142	13	31	4	0	59
	30	491	182	178	12	43	3	0	73
	31	619	244	211	18	45	6	0	95
	32	466	166	162	11	44	10	0	73
	33	522	210	200	13	30	8	1	60
	34	566	221	180	13	53	11	0	88
	35	444	156	179	12	30	5	2	60
	36	363	129	148	11	19	4	1	51
	37	511	181	189	17	44	8	1	71
	38	628	210	241	27	37	16	1	96
	39	610	202	237	18	52	19	0	82
	42	521	165	215	16	35	4	1	85
	43	692	248	241	26	71	11	1	94
	44	415	167	166	8	28	3	0	43
	45	832	324	276	23	88	13	1	107
	47	530	208	191	11	42	6	0	72
	48	406	150	159	5	35	3	0	54
	49	428	167	165	4	35	4	0	53
	50	229	44	100	6	16	7	0	56
	51	509	254	141	13	42	7	0	52
	52	542	201	189	14	46	6	2	84
	53	421	167	153	11	37	4	0	49
	54	845	364	272	23	61	9	0	116
	55	460	209	174	5	26	4	0	42
	56	635	261	187	20	59	10	0	98
		20,111	7,615	7,271	561	1,623	286	13	2,742
Perinton									
Pittsford									
	1	415	134	169	11	31	10	0	60



REPRESENTATIVE IN CONGRESS  
29TH DISTRICT  
DETAIL

LEGISLATIVE DISTRICT OR TOWN	ELECTION DISTRICT	TOTAL VOTERS	JOHN RANDY KUHL, JR.	SAMARA BAREND	JOHN CIAMPOLI	MARK W. ASSINI	SAMARA BAREND	SCATTER	BLANK AND VOID
			REP	DEM	IND	CON	WOR		
Pittsford									
	2	462	148	197	14	30	8	1	64
	3	667	298	242	5	32	6	0	84
	4	576	196	232	10	44	8	1	85
	5	370	104	184	6	21	6	0	49
	6	520	196	206	6	29	5	0	78
	7	258	91	101	5	26	2	0	33
	8	479	238	169	4	27	5	0	36
	9	520	192	216	10	51	7	0	44
	10	900	347	337	23	63	11	0	119
	11	449	162	166	7	32	9	0	73
	12	459	201	177	4	32	3	1	41
	13	354	125	153	3	28	3	1	41
	14	370	136	149	11	30	6	0	38
	15	407	133	158	3	29	9	0	75
	16	400	142	164	13	27	3	0	51
	17	633	224	285	14	38	8	0	64
	18	504	160	233	13	21	6	0	71
	19	311	115	122	5	25	8	0	36
	20	485	190	208	8	29	5	0	45
	21	576	206	276	5	25	10	0	54
	22	595	207	253	22	37	4	0	72
	23	430	167	157	10	35	8	0	53
	24	580	247	232	8	29	3	0	61
	25	528	188	234	18	33	0	0	55
	26	494	178	180	13	56	12	2	53
	27	451	191	162	5	40	7	0	46
	28	437	150	196	11	21	8	0	51
	29	461	172	172	8	35	8	0	66
	30	421	177	161	7	22	5	0	49
	31	592	214	241	12	40	8	0	77
	32	506	172	209	12	28	9	0	76
	33	655	277	228	18	47	8	0	77
Pittsford		16,265	6,078	6,569	324	1,093	218	6	1,977
Rush									
	1	548	239	182	8	38	10	0	71
	2	442	188	143	15	45	6	0	45
	3	558	190	234	17	45	15	0	57
	4	593	218	228	4	46	9	0	88
Rush		2,141	835	787	44	174	40	0	261
GRAND TOTAL:		107,329	36,373	42,251	2,713	9,101	1,967	45	14,879

STATE SENATOR  
54TH DISTRICT  
DETAIL

LEGISLATIVE DISTRICT OR TOWN	ELECTION DISTRICT	TOTAL VOTERS	MICHAEL F. NOZZOLIO	MICHAEL F. NOZZOLIO	MICHAEL F. NOZZOLIO	SCATTER	BLANK AND VOID
			REP	IND	CON		
Webster							
	1	525	260	42	31	0	192
	2	590	263	40	27	1	259
	3	455	249	30	18	0	158
	4	325	154	35	12	0	124
	5	567	257	45	34	0	231
	6	520	243	23	13	2	239
	7	585	273	33	28	1	250
	8	478	246	26	28	3	175
	9	671	358	37	29	1	246
	10	712	412	43	26	7	224
	11	482	252	36	27	1	166
	12	631	333	39	32	1	226
	13	474	243	23	14	2	192
	14	460	250	39	17	3	151
	15	376	167	25	23	2	159
	16	628	317	39	27	0	245
	17	464	272	33	30	4	125
	18	411	199	26	17	0	169
	19	682	366	46	33	5	232
	20	626	325	33	33	2	233
	21	639	353	41	37	1	207
	22	575	278	25	25	1	246
	23	475	259	28	25	1	162
	24	909	445	64	51	0	349
	25	558	254	36	20	1	247
	26	524	260	24	20	2	218
	27	443	230	19	26	0	168
	28	506	248	36	23	0	199
	29	416	205	30	24	5	152
	30	389	151	25	19	0	194
	31	464	222	21	22	2	197
	32	552	283	26	28	3	212
	33	551	322	28	23	0	178
	34	320	183	12	24	1	100
	35	338	179	23	22	0	114
	36	499	281	33	31	0	154
	37	654	328	40	34	3	249
	38	676	303	29	35	2	307
	39	452	264	11	4	6	167
	40	659	340	24	25	3	267
	41	433	230	27	26	0	150
	42	461	246	33	21	1	160
	43	361	186	22	17	2	134
GRAND TOTAL:		<u>22,516</u>	<u>11,489</u>	<u>1,350</u>	<u>1,081</u>	<u>69</u>	<u>8,527</u>

STATE SENATOR  
55TH DISTRICT  
SUMMARY

LEGISLATIVE DISTRICT OR TOWN	TOTAL VOTERS	JIM ALESI	EUGENE F. SALTZBERG	JIM ALESI	JIM ALESI	SCATTER	BLANK AND VOID
		REP	DEM	IND	CON		
Leg. Dist. 21	4,414	1,346	1,905	243	121	10	789
Leg. Dist. 23	3,003	1,040	1,198	172	105	5	483
Leg. Dist. 24	287	89	126	15	10	0	47
Leg. Dist. 25	230	22	135	10	3	0	60
Leg. Dist. 26	3,542	1,155	1,342	190	147	12	696
Leg. Dist. 28	1,055	341	436	59	35	2	182
Leg. Dist. 29	3,765	972	1,569	148	93	5	978
CITY	16,296	4,965	6,711	837	514	34	3,235
Chili	15,035	7,626	3,508	670	779	15	2,437
East Rochester	3,021	1,668	647	189	119	2	396
Henrietta	16,624	7,903	4,940	785	766	30	2,200
Irondequoit	28,503	13,353	8,168	1,520	1,068	96	4,298
Mendon	5,181	2,855	1,320	221	211	10	564
Penfield	20,211	10,747	5,259	909	813	47	2,436
Perinton	27,812	15,556	6,900	1,265	1,045	83	2,963
Pittsford	16,213	8,474	5,009	540	486	76	1,628
Riga	3,017	1,599	619	128	142	1	528
Rush	2,135	1,176	545	92	77	3	242
Wheatland	2,763	1,409	673	122	121	3	435
TOWNS	140,515	72,366	37,588	6,441	5,627	366	18,127
GRAND TOTAL:	156,811	77,331	44,299	7,278	6,141	400	21,362

STATE SENATOR  
55TH DISTRICT  
DETAIL

LEGISLATIVE DISTRICT OR TOWN	ELECTION DISTRICT	TOTAL VOTERS	JIM	EUGENE	JIM	JIM	SCATTER	BLANK AND VOID
			ALESI	F. SALTZBERG	ALESI	ALESI		
			REP	DEM	IND	CON		
Leg. Dist. 21								
	1	434	133	178	33	14	3	73
	3	239	61	110	11	8	0	49
	4	258	67	114	18	9	0	50
	5/16	458	135	196	40	16	1	70
	7	522	182	218	29	6	0	87
	12	428	130	187	23	12	0	76
	14	483	146	192	31	19	0	95
	15	460	142	191	20	14	0	93
	20	198	62	94	11	3	3	25
	21	347	91	172	7	6	0	71
	24	395	145	158	17	10	3	62
	30	25	8	12	0	0	0	5
	33	167	44	83	3	4	0	33
Leg. Dist. 21		4,414	1,346	1,905	243	121	10	789
Leg. Dist. 23								
	13	303	86	126	15	19	1	56
	17	480	179	175	34	18	0	74
	18	444	163	152	30	17	0	82
	19	388	143	133	23	13	0	76
	25	508	164	238	27	10	3	66
	26	579	198	261	29	18	1	72
	27	301	107	113	14	10	0	57
Leg. Dist. 23		3,003	1,040	1,198	172	105	5	483
Leg. Dist. 24								
	6	287	89	126	15	10	0	47
Leg. Dist. 24		287	89	126	15	10	0	47
Leg. Dist. 25								
	23/27-24	230	22	135	10	3	0	60
Leg. Dist. 25		230	22	135	10	3	0	60
Leg. Dist. 26								
	1	325	87	150	14	14	0	60
	7	366	139	117	20	19	0	71
	8	389	112	161	14	13	0	89
	9	370	132	126	24	18	5	65
	10	426	140	131	28	24	1	102
	12	438	152	174	21	9	0	82
	13	29	12	10	1	0	0	6
	14	370	124	139	17	22	1	67
	15	359	104	167	18	10	5	55

STATE SENATOR  
55TH DISTRICT  
DETAIL

LEGISLATIVE DISTRICT OR TOWN	ELECTION DISTRICT	TOTAL VOTERS	JIM ALESI	EUGENE F. SALTZBERG	JIM ALESI	JIM ALESI	SCATTER	BLANK AND VOID
			REP	DEM	IND	CON		
Leg. Dist. 26								
	16	470	153	167	33	18	0	99
Leg. Dist. 26		3,542	1,155	1,342	190	147	12	696
Leg. Dist. 28								
	18	433	144	176	25	18	0	70
	19	17	1	10	0	0	0	6
	21	245	82	92	14	10	0	47
	23	360	114	158	20	7	2	59
Leg. Dist. 28		1,055	341	436	59	35	2	182
Leg. Dist. 29								
	4	403	112	173	14	12	2	90
	5	395	102	176	12	10	1	94
	6	286	83	120	15	12	0	56
	8	358	96	152	13	6	0	91
	9	291	86	111	9	7	0	78
	11	269	82	114	15	4	0	54
	18	305	101	116	13	10	0	65
	19	316	64	141	13	6	1	91
	21	397	101	170	18	14	0	94
	22	171	27	85	6	1	0	52
	23	284	37	103	9	1	1	133
	25	290	81	108	11	10	0	80
Leg. Dist. 29		3,765	972	1,569	148	93	5	978
CITY		16,296	4,965	6,711	837	514	34	3,235
Chili								
	1	387	218	77	13	25	0	54
	2	532	281	109	25	33	0	84
	3	587	268	173	21	25	1	99
	4	385	210	72	15	16	0	72
	5	410	209	86	16	18	0	81
	6	465	232	97	27	32	5	72
	7	269	124	63	16	18	0	48
	8	426	225	87	19	26	0	69
	9	395	202	96	21	28	0	48
	10	377	211	68	9	35	0	54
	11	570	302	144	23	30	1	70
	12	724	376	163	32	31	0	122
	13	668	381	128	28	38	1	92
	14	476	257	88	28	38	0	65

STATE SENATOR  
55TH DISTRICT  
DETAIL

LEGISLATIVE DISTRICT OR TOWN	ELECTION DISTRICT	TOTAL VOTERS	JIM	EUGENE	JIM	JIM	SCATTER	BLANK AND VOID
			ALESI	F. SALTZBERG	ALESI	ALESI		
			REP	DEM	IND	CON		
Chili								
	15	432	246	83	13	25	0	65
	16	559	301	121	22	25	0	90
	17	930	495	221	38	43	0	133
	18	793	395	167	31	39	1	160
	19	406	202	124	12	17	0	51
	20	684	332	180	29	33	0	110
	21	341	174	86	15	14	0	52
	22	628	257	191	26	24	0	130
	23	388	204	80	14	19	0	71
	24	709	345	153	39	34	3	135
	25	413	146	156	30	18	1	62
	26	589	312	119	29	29	0	100
	27	431	192	108	27	30	1	73
	28	377	185	100	16	9	1	66
	29	319	171	71	17	10	0	50
	30	341	160	92	19	17	0	53
	31	24	13	5	0	0	0	6
Chili		15,035	7,626	3,508	670	779	15	2,437
East Rochester								
	1	531	264	138	27	23	0	79
	2	443	254	79	29	18	0	63
	3	444	258	95	28	17	1	45
	4	407	244	73	24	13	0	53
	5	382	214	77	24	22	0	45
	6	366	186	87	24	10	0	59
	7	448	248	98	33	16	1	52
East Rochester		3,021	1,668	647	189	119	2	396
Henrietta								
	1	580	308	145	25	32	0	70
	2	435	227	98	26	22	1	61
	3	393	140	149	15	8	0	81
	4	412	144	180	17	15	1	55
	5	469	236	130	22	14	0	67
	6	460	225	135	20	24	0	56
	7	382	180	128	16	22	0	36
	8	441	214	120	23	12	2	70
	9	399	163	129	17	26	0	64
	10	454	223	116	24	21	4	66
	11	446	169	151	20	24	0	82
	12	436	228	127	18	24	0	39

STATE SENATOR  
55TH DISTRICT  
DETAIL

LEGISLATIVE DISTRICT OR TOWN	ELECTION DISTRICT	TOTAL VOTERS	JIM	EUGENE	JIM	JIM	SCATTER	BLANK AND VOID
			ALESI	F. SALTZBERG	ALESI	ALESI		
			REP	DEM	IND	CON		
Henrietta								
	13	557	259	166	25	40	0	67
	14	381	181	104	12	20	2	62
	15	491	199	146	35	25	0	86
	16	349	158	104	22	19	1	45
	17	498	243	159	21	24	0	51
	18	524	255	141	24	20	0	84
	19	426	203	111	27	25	2	58
	20	320	167	76	16	16	0	45
	21	347	165	101	24	16	0	41
	22	601	315	197	19	28	1	41
	23	464	200	156	23	15	1	69
	24	477	224	149	27	13	0	64
	25	418	222	112	17	19	0	48
	26	754	370	209	29	52	1	93
	27	648	346	157	40	33	1	71
	28	519	261	147	21	23	1	66
	29	616	285	199	30	17	2	83
	30	842	386	268	41	36	0	111
	31	331	136	110	16	19	2	48
	32	518	270	161	21	9	4	53
	33	366	189	97	12	19	1	48
	34	309	130	106	17	13	1	42
	35	561	282	156	23	21	2	77
Henrietta		16,624	7,903	4,940	785	766	30	2,200
Irondequoit								
	1	524	245	148	20	17	3	91
	2	355	190	92	19	14	1	39
	3	524	219	142	45	18	2	98
	4	407	214	106	21	13	0	53
	5	438	174	138	33	17	0	76
	6	595	267	187	33	23	1	84
	7	555	273	159	28	24	3	68
	8	483	270	102	25	29	1	56
	9	474	265	84	26	14	1	84
	10	427	223	114	23	19	4	44
	11	271	142	68	13	9	0	39
	12	378	152	122	21	20	4	59
	13	576	256	195	33	20	1	71
	14	514	245	144	21	26	0	78
	15	507	257	141	29	25	0	55
	16	521	265	146	29	14	2	65

STATE SENATOR  
55TH DISTRICT  
DETAIL

LEGISLATIVE DISTRICT OR TOWN	ELECTION DISTRICT	TOTAL VOTERS	JIM	EUGENE	JIM	JIM	SCATTER	BLANK AND VOID
			ALES	F. SALTZBERG	ALES	ALES		
			REP	DEM	IND	CON		
Irondequoit								
	17	300	152	88	13	6	0	41
	18/71/72	666	303	212	42	28	2	79
	19	514	211	178	26	15	1	83
	20	368	191	75	31	21	2	48
	21	441	209	135	26	14	1	56
	22	459	230	116	25	24	1	63
	23	392	170	116	24	14	3	65
	24	402	176	130	16	19	2	59
	25	445	195	133	29	20	2	66
	26	328	165	82	14	6	0	61
	27	265	118	75	13	18	3	38
	28	353	169	80	16	19	1	68
	29	396	183	108	20	10	5	70
	30	388	183	106	20	17	1	61
	31	411	178	139	24	9	3	58
	32	460	228	110	36	17	0	69
	33	324	143	100	20	11	1	49
	34	631	341	147	35	23	1	84
	35	314	134	112	18	10	3	37
	36	326	95	138	18	7	1	67
	37	354	181	104	11	9	0	49
	38	317	114	117	13	11	0	62
	39	270	108	103	8	4	0	47
	40	264	129	80	13	12	2	28
	41	443	215	122	20	14	3	69
	42	421	194	117	16	27	0	67
	43	345	138	88	16	11	1	91
	44	709	356	200	33	22	2	96
	45	344	161	104	12	9	0	58
	46	454	239	107	18	15	1	74
	47	168	74	56	7	6	0	25
	48	407	219	84	24	19	4	57
	49	381	194	99	25	17	3	43
	50	335	141	106	18	9	1	60
	51	500	251	147	23	14	0	65
	52	513	207	162	31	18	0	95
	53	378	196	98	21	9	0	54
	54	162	62	64	10	6	1	19
	55	481	221	151	24	15	0	70
	56	380	167	121	14	18	4	56
	57	604	301	161	26	20	3	93
	58	473	206	132	25	23	2	85



STATE SENATOR  
55TH DISTRICT  
DETAIL

LEGISLATIVE DISTRICT OR TOWN	ELECTION DISTRICT	TOTAL VOTERS	JIM	EUGENE	JIM	JIM	SCATTER	BLANK AND VOID
			ALESI	F. SALTZBERG	ALESI	ALESI		
			REP	DEM	IND	CON		
Irondequoit								
	59	388	191	98	23	19	1	56
	60	449	220	125	22	21	1	60
	61	530	249	151	24	18	4	84
	62	441	213	106	30	23	1	68
	63	328	182	72	15	10	1	48
	64	245	101	78	9	14	0	43
	65	281	122	91	14	5	2	47
	66	247	82	97	11	4	0	53
	67	355	158	91	26	16	2	62
	68	444	203	124	29	14	0	74
	69	228	73	103	14	2	1	35
	70	132	54	41	10	4	0	23
Irondequoit		28,503	13,353	8,168	1,520	1,068	96	4,298
Mendon								
	1	705	387	181	35	31	4	67
	2	556	302	142	22	23	2	65
	3	670	392	159	20	28	1	70
	4	539	264	153	29	12	1	80
	5	644	359	163	25	29	0	68
	6	567	307	162	26	19	0	53
	7	673	395	159	24	26	0	69
	8	292	147	72	15	19	0	39
	9	535	302	129	25	24	2	53
Mendon		5,181	2,855	1,320	221	211	10	564
Penfield								
	1	236	102	67	11	12	0	44
	2	528	258	131	25	22	1	91
	3	370	221	78	16	21	2	32
	4	679	406	142	26	30	0	75
	5	494	237	147	29	17	2	62
	6	464	297	84	17	19	0	47
	7	450	245	127	20	25	4	29
	8	476	232	129	29	18	0	68
	9	596	327	172	27	16	2	52
	10	421	216	116	22	16	2	49
	11	332	173	90	21	13	2	33
	12	545	322	124	19	17	1	62
	13	620	265	192	33	32	2	96
	14	595	319	137	25	32	3	79
	15	600	333	153	28	15	0	71

STATE SENATOR  
55TH DISTRICT  
DETAIL

LEGISLATIVE DISTRICT OR TOWN	ELECTION DISTRICT	TOTAL VOTERS	JIM	EUGENE	JIM	JIM	SCATTER	BLANK AND VOID
			ALESI	F. SALTZBERG	ALESI	ALESI		
			REP	DEM	IND	CON		
Penfield								
	16	253	143	72	8	7	0	23
	17	535	288	140	17	23	0	67
	18	340	192	85	18	18	0	27
	19	668	353	189	26	25	0	75
	20	604	319	150	35	22	2	76
	21	572	281	185	25	25	0	56
	22	482	209	185	19	23	1	45
	23	658	360	171	29	19	2	77
	24	677	390	170	25	25	0	67
	25	460	258	98	15	22	0	67
	26	350	176	97	11	14	1	51
	27	580	336	150	23	21	6	44
	28	465	234	124	25	20	0	62
	29	689	342	170	40	29	6	102
	30	810	428	194	46	43	1	98
	31	347	162	106	10	10	0	59
	32	353	187	95	17	8	1	45
	33	459	222	142	21	21	0	53
	34	389	216	84	18	10	0	61
	35	569	296	159	32	22	1	59
	36	477	269	121	21	10	1	55
	37	825	436	214	39	36	1	99
	38	371	199	88	11	17	0	56
	39	360	213	74	14	22	2	35
	40	512	285	107	16	16	1	87
Penfield		20,211	10,747	5,259	909	813	47	2,436
Perinton								
	1	667	381	163	24	32	0	67
	2	630	369	160	30	17	4	50
	3	445	249	120	15	16	1	44
	4	419	196	122	29	18	2	52
	5	299	143	84	15	10	0	47
	6	451	221	142	23	20	2	43
	7	546	288	145	27	17	0	69
	8	500	282	119	21	24	3	51
	9	666	369	147	33	32	1	84
	10	596	297	166	40	22	3	68
	11	385	206	106	28	11	0	34
	12	492	246	151	23	18	4	50
	13	426	264	92	19	19	0	32
	14	501	272	138	22	17	1	51

STATE SENATOR  
55TH DISTRICT  
DETAIL

LEGISLATIVE DISTRICT OR TOWN	ELECTION DISTRICT	TOTAL VOTERS	JIM	EUGENE	JIM	JIM	SCATTER	BLANK AND VOID
			ALESI	F. SALTZBERG	ALESI	ALESI		
			REP	DEM	IND	CON		
Perinton								
	15	511	276	135	22	25	0	53
	16	418	233	124	13	8	2	38
	17	516	280	145	19	13	0	59
	18	480	245	129	19	19	5	63
	19	462	260	111	24	23	0	44
	20	488	267	128	22	14	2	55
	21	540	286	121	24	18	1	90
	22	352	182	102	16	14	1	37
	23	523	307	132	18	23	0	43
	24	781	457	168	37	26	1	92
	25	364	174	105	19	14	3	49
	26	541	309	133	31	24	3	41
	27	410	211	111	16	15	1	56
	28	400	227	99	21	10	2	41
	29	317	178	80	17	11	0	31
	30	488	297	94	29	23	0	45
	31	619	357	145	28	25	0	64
	32	463	252	107	26	13	1	64
	33	522	298	142	18	15	3	46
	34	565	327	124	29	17	4	64
	35	444	239	116	18	20	2	49
	36	363	185	93	22	10	2	51
	37	511	274	127	28	21	1	60
	38	626	337	146	35	28	0	80
	39	609	348	130	34	32	2	63
	40	383	224	85	17	13	1	43
	41	342	194	70	20	19	0	39
	42	521	270	138	26	18	2	67
	43	690	380	168	35	39	3	65
	44	411	225	130	15	15	2	24
	45	832	507	187	34	40	0	64
	46	301	172	70	14	14	2	29
	47	530	333	109	13	22	2	51
	48	403	231	98	14	14	1	45
	49	428	252	104	13	16	0	43
	50	227	77	78	16	7	0	49
	51	508	354	96	10	18	0	30
	52	540	294	138	22	16	2	68
	53	421	230	115	13	18	2	43
	54	845	507	192	31	22	5	88
	55	459	290	112	17	3	2	35
	56	635	427	108	21	17	2	60

STATE SENATOR  
55TH DISTRICT  
DETAIL

LEGISLATIVE DISTRICT OR TOWN	ELECTION DISTRICT	TOTAL VOTERS	JIM ALESI	EUGENE F. SALTZBERG	JIM ALESI	JIM ALESI	SCATTER	BLANK AND VOID
			REP	DEM	IND	CON		
Perinton		27,812	15,556	6,900	1,265	1,045	83	2,963
Pittsford								
	1	414	203	124	9	22	6	50
	2	457	213	152	14	16	3	59
	3	664	366	194	14	12	0	78
	4	571	305	168	21	17	1	59
	5	370	152	145	21	6	2	44
	6	517	274	167	18	14	0	44
	7	257	127	81	7	9	1	32
	8	476	298	114	10	18	0	36
	9	516	295	161	15	16	0	29
	10	899	479	246	37	28	2	107
	11	448	243	125	16	15	0	49
	12	458	257	133	11	12	2	43
	13	352	164	122	12	9	7	38
	14	368	187	115	17	18	1	30
	15	407	204	114	18	14	0	57
	16	400	218	115	15	14	1	37
	17	633	305	227	26	12	4	59
	18	504	219	193	24	9	0	59
	19	310	172	74	12	19	0	33
	20	482	249	164	15	16	4	34
	21	575	276	227	9	9	4	50
	22	592	271	221	22	21	2	55
	23	430	249	114	17	18	0	32
	24	579	327	165	9	15	4	59
	25	527	250	187	16	12	17	45
	26	490	253	151	20	25	4	37
	27	451	248	129	17	14	1	42
	28	433	213	156	11	3	0	50
	29	461	274	106	18	12	4	47
	30	421	235	113	15	12	0	46
	31	591	301	195	14	20	3	58
	32	506	258	161	14	11	3	59
	33	654	389	150	26	18	0	71
Pittsford		16,213	8,474	5,009	540	486	76	1,628
Riga								
	1	665	334	134	40	20	0	137
	2	512	289	97	15	32	0	79
	3	423	209	109	17	16	0	72
	4	506	267	119	18	19	0	83

STATE SENATOR  
55TH DISTRICT  
DETAIL

LEGISLATIVE DISTRICT OR TOWN	ELECTION DISTRICT	TOTAL VOTERS	JIM	EUGENE	JIM	JIM	SCATTER	BLANK AND VOID
			ALESI	F. SALTZBERG	ALESI	ALESI		
			REP	DEM	IND	CON		
Riga								
	5	476	268	71	22	28	0	87
	6	435	232	89	16	27	1	70
Riga		<u>3,017</u>	<u>1,599</u>	<u>619</u>	<u>128</u>	<u>142</u>	<u>1</u>	<u>528</u>
Rush								
	1	548	319	121	25	14	0	69
	2	440	239	111	25	18	2	45
	3	556	299	165	21	20	0	51
	4	591	319	148	21	25	1	77
Rush		<u>2,135</u>	<u>1,176</u>	<u>545</u>	<u>92</u>	<u>77</u>	<u>3</u>	<u>242</u>
Wheatland								
	1	531	269	137	18	22	3	82
	2	508	266	112	28	21	0	81
	3	667	326	173	37	29	0	102
	4	522	261	135	21	23	0	82
	5	535	287	116	18	26	0	88
Wheatland		<u>2,763</u>	<u>1,409</u>	<u>673</u>	<u>122</u>	<u>121</u>	<u>3</u>	<u>435</u>
TOWNS		<u>140,515</u>	<u>72,366</u>	<u>37,588</u>	<u>6,441</u>	<u>5,627</u>	<u>366</u>	<u>18,127</u>
GRAND TOTAL:		<u><u>156,811</u></u>	<u><u>77,331</u></u>	<u><u>44,299</u></u>	<u><u>7,278</u></u>	<u><u>6,141</u></u>	<u><u>400</u></u>	<u><u>21,362</u></u>

STATE SENATOR  
56TH DISTRICT  
SUMMARY

LEGISLATIVE DISTRICT OR TOWN	TOTAL VOTERS	JOSEPH E. ROBACH	ROBERT S. ERTISCHEK	JOSEPH E. ROBACH	JOSEPH E. ROBACH	JOSEPH E. ROBACH	SCATTER	BLANK AND VOID
		REP	DEM	IND	CON	WOR		
Leg. Dist. 06	2,418	1,343	503	176	103	73	5	215
Leg. Dist. 07	1,203	628	262	109	49	41	1	113
Leg. Dist. 21	4,923	1,184	2,248	273	106	175	9	928
Leg. Dist. 22	5,338	758	2,953	210	78	148	0	1,191
Leg. Dist. 23	7,694	2,336	3,221	501	151	327	34	1,124
Leg. Dist. 24	5,736	1,818	2,314	361	123	264	18	838
Leg. Dist. 25	6,575	1,113	3,486	307	95	201	7	1,366
Leg. Dist. 26	1,441	733	340	67	60	40	3	198
Leg. Dist. 27	8,945	1,707	4,665	427	161	319	12	1,654
Leg. Dist. 28	1,179	289	506	54	28	39	0	263
Leg. Dist. 29	3,515	755	1,601	165	76	109	0	809
CITY	48,967	12,664	22,099	2,650	1,030	1,736	89	8,699
Brighton	19,230	8,004	7,378	934	410	374	70	2,060
Greece	48,418	29,027	8,451	2,588	2,180	1,071	83	5,018
Parma	7,725	4,479	1,314	361	395	158	9	1,009
TOWNS	75,373	41,510	17,143	3,883	2,985	1,603	162	8,087
GRAND TOTAL:	124,340	54,174	39,242	6,533	4,015	3,339	251	16,786

STATE SENATOR  
56TH DISTRICT  
DETAIL

LEGISLATIVE DISTRICT OR TOWN	ELECTION DISTRICT	TOTAL VOTERS	JOSEPH E. ROBACH	ROBERT S. ERTISCHEK	JOSEPH E. ROBACH	JOSEPH E. ROBACH	JOSEPH E. ROBACH	SCATTER	BLANK AND VOID
			REP	DEM	IND	CON	WOR		
Leg. Dist. 06									
	1	588	339	117	36	27	16	1	52
	2	286	155	63	16	15	11	0	26
	3	365	224	41	38	23	11	0	28
	4	405	216	96	26	20	11	0	36
	5	363	199	84	25	13	8	4	30
	6	411	210	102	35	5	16	0	43
Leg. Dist. 06		2,418	1,343	503	176	103	73	5	215
Leg. Dist. 07									
	1	544	299	106	50	17	19	1	52
	2	375	183	96	31	19	11	0	35
	3	284	146	60	28	13	11	0	26
Leg. Dist. 07		1,203	628	262	109	49	41	1	113
Leg. Dist. 21									
	2	403	124	154	27	14	15	0	69
	6	376	98	164	12	8	18	0	76
	8	191	55	80	12	4	5	0	35
	9	386	122	160	27	6	8	1	62
	10	461	174	182	21	11	7	4	62
	11/29-17	223	44	100	12	7	6	0	54
	13	203	41	99	13	5	11	0	34
	17/28	370	88	156	29	12	21	1	63
	18	314	60	153	11	4	13	0	73
	19	151	26	86	9	1	6	0	23
	22	415	66	215	23	10	5	0	96
	23	287	72	134	10	7	15	1	48
	25	331	62	163	17	6	17	1	65
	26	283	37	162	15	3	12	1	53
	27	210	28	109	8	3	6	0	56
	29	134	44	53	7	1	4	0	25
	31/34	163	37	70	19	2	5	0	30

STATE SENATOR  
56TH DISTRICT  
DETAIL

LEGISLATIVE DISTRICT OR TOWN	ELECTION DISTRICT	TOTAL VOTERS	JOSEPH E. ROBACH	ROBERT S. ERTISCHEK	JOSEPH E. ROBACH	JOSEPH E. ROBACH	JOSEPH E. ROBACH	SCATTER	BLANK AND VOID
			REP	DEM	IND	CON	WOR		
Leg. Dist. 21									
	32	22	6	8	1	2	1	0	4
Leg. Dist. 21		4,923	1,184	2,248	273	106	175	9	928
Leg. Dist. 22									
	1	416	92	217	23	4	12	0	68
	2	133	16	67	4	1	6	0	39
	3	309	52	168	12	4	5	0	68
	4	132	18	66	4	2	7	0	35
	5	278	38	161	12	8	5	0	54
	6	250	17	145	10	3	9	0	66
	7	162	16	98	1	1	4	0	42
	8	268	49	137	12	4	7	0	59
	9	220	31	113	5	9	5	0	57
	10	214	22	131	8	1	4	0	48
	11	273	28	158	10	4	12	0	61
	12	189	17	119	2	0	5	0	46
	13	123	10	77	4	3	5	0	24
	14	277	57	139	9	1	9	0	62
	15	282	35	171	9	3	11	0	53
	16	139	18	83	9	1	2	0	26
	17	123	13	82	5	3	1	0	19
	18	166	16	92	6	2	4	0	46
	19	200	36	112	5	4	6	0	37
	20	268	38	147	11	5	7	0	60
	21	221	26	132	11	3	4	0	45
	22	328	53	160	16	8	10	0	81
	23	215	29	122	12	3	6	0	43
	24	152	31	56	10	1	2	0	52
Leg. Dist. 22		5,338	758	2,953	210	78	148	0	1,191
Leg. Dist. 23									
	1	229	72	100	15	4	5	0	33



STATE SENATOR  
56TH DISTRICT  
DETAIL

LEGISLATIVE DISTRICT OR TOWN	ELECTION DISTRICT	TOTAL VOTERS	JOSEPH E. ROBACH	ROBERT S. ERTISCHEK	JOSEPH E. ROBACH	JOSEPH E. ROBACH	JOSEPH E. ROBACH	SCATTER	BLANK AND VOID
			REP	DEM	IND	CON	WOR		
Leg. Dist. 23	2	492	100	221	40	9	29	2	91
	3	320	81	151	16	12	20	2	38
	4	611	184	253	48	17	33	3	73
	5	499	151	187	38	7	21	1	94
	6	257	98	114	10	3	5	1	26
	7	491	137	207	45	8	21	2	71
	8	437	129	196	26	9	16	2	59
	9	279	102	112	15	5	7	1	37
	10	374	111	148	19	5	13	2	76
	11	409	138	166	23	12	21	1	48
	12	448	165	173	31	10	13	2	54
	14	408	111	183	25	9	15	1	64
	15	307	79	133	19	5	11	1	59
	16	446	132	167	39	11	21	1	75
	20	410	131	183	22	6	20	0	48
	21	355	129	148	20	5	10	5	38
	22	286	112	102	10	7	21	7	27
	23	235	50	113	10	0	13	0	49
	24	401	124	164	30	7	12	0	64
Leg. Dist. 23		7,694	2,336	3,221	501	151	327	34	1,124
Leg. Dist. 24	1	446	110	229	27	13	24	1	42
	2	341	96	163	20	6	20	2	34
	3	397	129	156	31	9	22	3	47
	4	417	123	173	31	9	17	1	63
	5	391	171	130	22	9	12	1	46
	7	260	99	85	12	9	14	0	41
	8	408	144	164	24	12	21	1	42
	9	278	118	93	10	9	10	2	36
	10	465	127	178	36	5	41	1	77
	11	311	102	116	14	5	7	0	67

STATE SENATOR  
56TH DISTRICT  
DETAIL

LEGISLATIVE DISTRICT OR TOWN	ELECTION DISTRICT	TOTAL VOTERS	JOSEPH E. ROBACH	ROBERT S. ERTISCHEK	JOSEPH E. ROBACH	JOSEPH E. ROBACH	JOSEPH E. ROBACH	SCATTER	BLANK AND VOID
			REP	DEM	IND	CON	WOR		
Leg. Dist. 24									
	12	177	59	70	9	2	4	1	32
	13	389	125	164	24	6	19	2	49
	14	443	109	190	35	10	16	0	83
	15	462	133	174	37	7	19	0	92
	16	420	122	187	27	11	16	3	54
	17	131	51	42	2	1	2	0	33
Leg. Dist. 24		5,736	1,818	2,314	361	123	264	18	838
Leg. Dist. 25									
	1	425	109	196	32	8	9	2	69
	2	307	28	174	10	4	8	0	83
	3	420	56	251	20	8	10	0	75
	4	114	15	54	2	2	1	0	40
	5	305	23	201	11	2	6	0	62
	6	366	66	165	21	4	19	2	89
	7	333	31	181	12	7	13	0	89
	8	414	32	257	12	5	4	0	104
	9	191	19	130	5	0	5	0	32
	10	341	48	190	22	2	9	0	70
	11	284	28	182	8	2	5	0	59
	12	450	103	182	29	13	36	3	84
	13	290	16	191	17	2	3	0	61
	14/24	473	133	215	22	10	23	0	70
	15	255	16	166	7	4	5	0	57
	16	95	25	46	5	3	1	0	15
	17	181	22	95	7	0	5	0	52
	18	413	103	190	22	6	17	0	75
	19	27	7	13	2	1	1	0	3
	20/25	415	115	186	15	5	5	0	89
	21	232	57	103	11	2	5	0	54
	22	244	61	118	15	5	11	0	34
Leg. Dist. 25		6,575	1,113	3,486	307	95	201	7	1,366

STATE SENATOR  
56TH DISTRICT  
DETAIL

LEGISLATIVE DISTRICT OR TOWN	ELECTION DISTRICT	TOTAL VOTERS	JOSEPH E. ROBACH	ROBERT S. ERTISCHEK	JOSEPH E. ROBACH	JOSEPH E. ROBACH	JOSEPH E. ROBACH	SCATTER	BLANK AND VOID
			REP	DEM	IND	CON	WOR		
Leg. Dist. 26									
	2	158	57	62	5	5	5	1	23
	3	263	149	56	11	7	3	0	37
	4	310	164	53	14	20	15	1	43
	5	330	153	97	22	14	7	1	36
	11	380	210	72	15	14	10	0	59
	17	0	0	0	0	0	0	0	0
Leg. Dist. 26		1,441	733	340	67	60	40	3	198
Leg. Dist. 27									
	1	434	108	202	30	11	9	0	74
	2	396	92	202	20	4	13	1	64
	3	407	103	181	16	13	23	1	70
	4	460	92	231	25	12	17	0	83
	5	449	93	228	21	9	21	0	77
	6	416	89	230	16	5	7	1	68
	7	440	98	225	26	5	16	0	70
	8	449	74	227	18	6	10	1	113
	9	419	78	204	25	6	29	2	75
	10	391	100	179	18	8	15	1	70
	11	447	109	214	26	10	13	1	74
	12	350	72	180	16	6	9	0	67
	13	411	57	245	17	3	8	1	80
	14	304	47	181	5	4	8	0	59
	15	355	45	189	21	6	12	0	82
	16	419	75	226	13	4	19	1	81
	17	211	59	96	11	5	5	0	35
	18	313	54	180	13	6	8	0	52
	19	401	49	229	19	10	20	0	74
	20	260	30	158	12	3	8	0	49
	21	210	35	113	5	8	5	2	42
	22	418	53	245	21	6	22	0	71
	23	256	34	130	16	3	10	0	63

STATE SENATOR  
56TH DISTRICT  
DETAIL

LEGISLATIVE DISTRICT OR TOWN	ELECTION DISTRICT	TOTAL VOTERS	JOSEPH E. ROBACH	ROBERT S. ERTISCHEK	JOSEPH E. ROBACH	JOSEPH E. ROBACH	JOSEPH E. ROBACH	SCATTER	BLANK AND VOID
			REP	DEM	IND	CON	WOR		
Leg. Dist. 27									
	28	329	61	170	17	8	12	0	61
Leg. Dist. 27		8,945	1,707	4,665	427	161	319	12	1,654
Leg. Dist. 28									
	3	240	67	99	12	7	5	0	50
	8	336	83	140	9	6	10	0	88
	12	184	39	88	5	6	7	0	39
	15	159	36	71	12	4	7	0	29
	22	193	44	78	13	3	7	0	48
	24	67	20	30	3	2	3	0	9
Leg. Dist. 28		1,179	289	506	54	28	39	0	263
Leg. Dist. 29									
	1	48	12	24	3	2	0	0	7
	2	125	16	54	10	3	6	0	36
	3	254	67	117	10	2	7	0	51
	7	45	5	19	2	0	2	0	17
	10	370	92	172	17	6	8	0	75
	12	330	88	143	10	14	6	0	69
	13	324	43	155	17	7	6	0	96
	14	294	94	115	12	10	11	0	52
	15	275	55	113	12	9	8	0	78
	16	137	29	57	13	0	8	0	30
	20	477	73	248	26	5	20	0	105
	24	456	111	180	22	13	18	0	112
	26	251	39	134	7	3	6	0	62
	27	129	31	70	4	2	3	0	19
Leg. Dist. 29		3,515	755	1,601	165	76	109	0	809
CITY		48,967	12,664	22,099	2,650	1,030	1,736	89	8,699
Brighton									
	1	505	210	208	21	11	9	2	44

STATE SENATOR  
56TH DISTRICT  
DETAIL

LEGISLATIVE DISTRICT OR TOWN	ELECTION DISTRICT	TOTAL VOTERS	JOSEPH E. ROBACH REP	ROBERT S. ERTISCHEK DEM	JOSEPH E. ROBACH IND	JOSEPH E. ROBACH CON	JOSEPH E. ROBACH WOR	SCATTER	BLANK AND VOID
Brighton	2	336	134	120	23	6	9	3	41
	3	389	170	134	11	6	7	0	61
	4	438	155	193	26	4	12	1	47
	5	437	141	214	19	6	16	1	40
	6	615	299	210	32	12	15	2	45
	7	428	176	138	29	12	14	2	57
	8	446	246	132	16	7	4	2	39
	9	379	158	153	19	7	9	1	32
	10	467	197	198	17	11	7	2	35
	11	530	243	158	30	11	19	7	62
	12	545	197	266	30	10	9	4	29
	13	352	155	124	19	10	7	0	37
	14	369	131	145	22	2	6	1	62
	15	368	181	95	23	15	3	0	51
	16	325	208	77	11	6	0	1	22
	17	254	49	147	9	4	5	1	39
	18	420	174	158	20	9	13	4	42
	19	289	108	137	11	12	3	0	18
	20	376	138	150	17	7	13	1	50
	21	383	143	155	30	10	10	0	35
	22	484	197	205	19	6	8	3	46
	23	375	144	196	10	3	2	3	17
	24	341	164	102	17	11	8	1	38
	25	344	112	167	19	6	7	1	32
	26	389	178	117	19	15	8	5	47
	27	362	157	146	15	4	11	2	27
	28	570	257	206	24	9	13	0	61
	29	324	150	108	12	14	1	5	34
	30	732	291	276	31	10	12	1	111
	31	372	155	151	14	6	6	0	40
	32	470	218	164	30	9	7	1	41
	33	505	239	201	12	10	10	3	30

STATE SENATOR  
56TH DISTRICT  
DETAIL

LEGISLATIVE DISTRICT OR TOWN	ELECTION DISTRICT	TOTAL VOTERS	JOSEPH E. ROBACH	ROBERT S. ERTISCHEK	JOSEPH E. ROBACH	JOSEPH E. ROBACH	JOSEPH E. ROBACH	SCATTER	BLANK AND VOID
			REP	DEM	IND	CON	WOR		
Brighton	34	416	185	137	29	17	8	0	40
	35	406	145	163	23	10	8	3	54
	36	451	156	170	25	12	7	0	81
	37	511	193	215	17	5	10	0	71
	38	546	225	215	23	11	8	1	63
	39	364	158	130	15	11	9	0	41
	40	690	264	306	30	7	10	1	72
	41	508	213	191	26	12	9	0	57
	42	141	51	67	7	5	2	0	9
	43	496	217	163	33	15	7	1	60
	44	270	104	93	14	8	4	0	47
	45	307	138	90	25	11	7	1	35
	46	205	80	87	10	5	2	3	18
Brighton		19,230	8,004	7,378	934	410	374	70	2,060
Greece	1	393	229	81	25	24	6	0	28
	2	450	278	86	24	20	9	2	31
	3	440	279	78	21	15	6	0	41
	4	343	221	60	18	22	4	0	18
	5	326	196	58	17	7	10	0	38
	6	360	201	64	12	22	17	0	44
	7	477	277	83	34	19	9	0	55
	8	453	263	84	23	16	14	2	51
	9	396	242	55	27	16	9	0	47
	10	377	213	75	20	14	11	5	39
	11	271	138	53	19	13	2	0	46
	12	279	168	53	13	8	4	0	33
	13	369	207	70	35	18	5	0	34
	14	337	195	52	15	19	18	0	38
	15	366	218	66	20	19	6	2	35
	16	280	170	40	25	10	3	0	32

STATE SENATOR  
56TH DISTRICT  
DETAIL

LEGISLATIVE DISTRICT OR TOWN	ELECTION DISTRICT	TOTAL VOTERS	JOSEPH E. ROBACH REP	ROBERT S. ERTISCHEK DEM	JOSEPH E. ROBACH IND	JOSEPH E. ROBACH CON	JOSEPH E. ROBACH WOR	SCATTER	BLANK AND VOID
Greece	17	512	307	94	19	27	7	1	57
	18	484	301	80	24	23	16	0	40
	19	376	207	62	29	12	17	0	49
	20	425	235	85	20	20	11	0	54
	21	390	223	73	21	23	8	3	39
	22	331	205	49	24	15	9	0	29
	23	604	330	124	25	24	13	0	88
	24	802	501	121	37	35	22	0	86
	25	457	247	83	29	22	18	0	58
	26	397	243	56	21	18	14	2	43
	27	733	404	148	34	30	21	4	92
	28	549	350	66	28	23	13	2	67
	29	446	243	99	25	24	16	0	39
	30	310	177	56	17	14	4	0	42
	31	366	226	69	10	15	13	1	32
	32	472	256	93	23	19	18	2	61
	33	701	439	95	41	43	15	3	65
	34	448	269	91	25	22	8	0	33
	35	381	222	67	14	27	8	1	42
	36	512	321	89	27	19	8	2	46
	37	317	192	51	18	25	6	0	25
	38	549	335	101	22	34	14	0	43
	39	289	187	42	14	16	9	0	21
	40	365	216	63	18	15	10	1	42
	41	470	301	76	28	15	9	3	38
	42	413	228	97	22	17	11	0	38
	43	665	418	106	35	34	10	4	58
	44	588	348	97	40	21	11	0	71
	45	624	418	88	22	23	16	0	57
	46	313	179	59	16	13	11	1	34
	47	445	277	81	21	25	7	0	34
	48	362	222	66	21	13	3	1	36

STATE SENATOR  
56TH DISTRICT  
DETAIL

LEGISLATIVE DISTRICT OR TOWN	ELECTION DISTRICT	TOTAL VOTERS	JOSEPH E. ROBACH REP	ROBERT S. ERTISCHEK DEM	JOSEPH E. ROBACH IND	JOSEPH E. ROBACH CON	JOSEPH E. ROBACH WOR	SCATTER	BLANK AND VOID
Greece									
	49	355	216	65	21	14	4	1	34
	50	451	297	56	20	20	13	5	40
	51	276	176	52	13	11	12	0	12
	52	571	347	102	28	26	14	1	53
	53	406	178	112	29	16	11	0	60
	54	481	281	71	34	21	4	0	70
	55	375	240	40	24	23	7	0	41
	56	535	356	73	27	19	10	0	50
	57	548	321	97	19	21	12	5	73
	58	567	350	100	29	17	14	1	56
	59	451	192	154	22	16	10	1	56
	60	408	222	82	29	18	7	3	47
	61	429	235	82	28	24	13	0	47
	62	577	355	103	29	16	12	2	60
	63	480	266	104	26	27	8	0	49
	64	394	250	68	20	12	4	0	40
	65	443	282	79	28	8	7	0	39
	66	307	163	78	9	16	6	0	35
	67	370	221	74	19	18	4	1	33
	68	494	325	72	23	30	9	1	34
	69	307	192	49	16	14	9	0	27
	70	515	335	70	26	23	12	0	49
	71	541	324	95	24	28	16	3	51
	72	526	369	57	26	22	7	1	44
	73	302	185	53	15	11	4	0	34
	74	417	194	112	26	16	12	0	57
	75	388	231	72	22	23	6	0	34
	76	333	207	48	20	23	8	1	26
	77	489	295	78	35	19	15	1	46
	78	350	227	61	9	11	6	0	36
	79	597	363	97	27	34	16	0	60
	80	544	345	59	30	27	14	1	68



STATE SENATOR  
56TH DISTRICT  
DETAIL

LEGISLATIVE DISTRICT OR TOWN	ELECTION DISTRICT	TOTAL VOTERS	JOSEPH E. ROBACH	ROBERT S. ERTISCHEK	JOSEPH E. ROBACH	JOSEPH E. ROBACH	JOSEPH E. ROBACH	SCATTER	BLANK AND VOID
			REP	DEM	IND	CON	WOR		
Greece	81	312	203	56	12	12	1	1	27
	82	437	199	120	22	20	13	0	63
	83	366	191	87	21	17	4	0	46
	84	533	315	104	29	16	14	0	55
	85	581	359	86	30	37	11	0	58
	86	566	357	95	30	27	5	1	51
	87	391	241	62	25	15	2	1	45
	88	467	294	77	25	24	7	2	38
	89	392	234	66	19	12	11	0	50
	90	526	319	78	26	33	9	0	61
	91	717	451	115	30	32	16	0	73
	92	778	460	155	34	27	16	0	86
	93	584	309	137	46	26	14	1	51
	94	435	270	67	28	18	7	0	45
	95	406	213	84	29	15	11	0	54
	96	527	310	82	32	30	10	0	63
	97	630	415	91	30	33	10	1	50
	98	595	358	102	26	28	19	1	61
	99	502	333	67	26	15	7	0	54
	100	554	324	80	47	26	10	1	66
	101	336	213	59	14	13	9	2	26
	102	658	381	85	39	36	21	1	95
	103	555	338	88	29	31	4	0	65
	104	554	357	91	29	16	10	0	51
	105	353	257	43	20	9	7	0	17
	106	423	264	74	19	20	8	1	37
Greece		48,418	29,027	8,451	2,588	2,180	1,071	83	5,018
Parma	1	556	315	99	24	27	13	1	77
	2	656	390	105	22	38	8	0	93
	3	459	273	63	25	24	8	0	66

STATE SENATOR  
56TH DISTRICT  
DETAIL

LEGISLATIVE DISTRICT OR TOWN	ELECTION DISTRICT	TOTAL VOTERS	JOSEPH E. ROBACH	ROBERT S. ERTISCHEK	JOSEPH E. ROBACH	JOSEPH E. ROBACH	JOSEPH E. ROBACH	SCATTER	BLANK AND VOID
			REP	DEM	IND	CON	WOR		
Parma	4	506	291	77	27	24	14	1	72
	5	383	217	70	21	18	10	0	47
	6	252	160	41	9	11	1	1	29
	7	496	310	69	18	23	15	0	61
	8	535	318	100	26	31	10	0	50
	9	553	303	117	33	23	8	1	68
	10	526	324	67	29	46	8	1	51
	11	529	293	93	22	28	7	4	82
	12	567	293	114	36	22	17	0	85
	13	699	423	131	33	21	16	0	75
	14	501	292	77	16	31	13	0	72
	15	507	277	91	20	28	10	0	81
Parma		<u>7,725</u>	<u>4,479</u>	<u>1,314</u>	<u>361</u>	<u>395</u>	<u>158</u>	<u>9</u>	<u>1,009</u>
TOWNS		<u>75,373</u>	<u>41,510</u>	<u>17,143</u>	<u>3,883</u>	<u>2,985</u>	<u>1,603</u>	<u>162</u>	<u>8,087</u>
GRAND TOTAL:		<u><u>124,340</u></u>	<u><u>54,174</u></u>	<u><u>39,242</u></u>	<u><u>6,533</u></u>	<u><u>4,015</u></u>	<u><u>3,339</u></u>	<u><u>251</u></u>	<u><u>16,786</u></u>

STATE SENATOR  
62ND DISTRICT  
SUMMARY

LEGISLATIVE DISTRICT OR TOWN	TOTAL VOTERS	GEORGE D. MAZIARZ	MATTHEW J. BOVA	GEORGE D. MAZIARZ	GEORGE D. MAZIARZ	GEORGE D. MAZIARZ	SCATTER	BLANK AND VOID
		REP	DEM	IND	CON	WOR		
Leg. Dist. 27	351	71	154	9	6	3	0	108
Leg. Dist. 28	3,799	796	1,668	105	83	99	5	1,043
CITY	4,150	867	1,822	114	89	102	5	1,151
Clarkson	3,004	1,524	656	78	146	61	3	536
Gates	13,765	5,440	3,925	372	530	232	25	3,241
Hamlin	4,137	2,145	787	116	181	82	4	822
Ogden	9,914	4,860	2,177	299	534	132	12	1,900
Sweden	5,337	2,472	1,444	173	245	85	13	905
TOWNS	36,157	16,441	8,989	1,038	1,636	592	57	7,404
GRAND TOTAL:	40,307	17,308	10,811	1,152	1,725	694	62	8,555

STATE SENATOR  
62ND DISTRICT  
DETAIL

LEGISLATIVE DISTRICT OR TOWN	ELECTION DISTRICT	TOTAL VOTERS	GEORGE D. MAZIARZ	MATTHEW J. BOVA	GEORGE D. MAZIARZ	GEORGE D. MAZIARZ	GEORGE D. MAZIARZ	SCATTER	BLANK AND VOID
			REP	DEM	IND	CON	WOR		
Leg. Dist. 27	27	351	71	154	9	6	3	0	108
Leg. Dist. 27		351	71	154	9	6	3	0	108
Leg. Dist. 28									
	1	255	57	116	5	3	10	0	64
	2	322	84	132	9	8	8	0	81
	4	425	76	184	17	10	14	0	124
	5	210	67	75	6	3	2	0	57
	6	270	52	124	8	3	2	3	78
	7	446	91	194	10	6	11	0	134
	9	209	51	89	8	6	4	0	51
	10	221	41	100	11	10	4	0	55
	11/25	380	66	165	5	8	19	0	117
	13	326	57	153	9	10	7	0	90
	14	351	62	173	12	10	7	1	86
	16	258	72	103	3	6	6	1	67
	17	126	20	60	2	0	5	0	39
Leg. Dist. 28		3,799	796	1,668	105	83	99	5	1,043
CITY		4,150	867	1,822	114	89	102	5	1,151
Clarkson									
	1	564	282	118	7	32	8	0	117
	2	467	216	115	19	17	9	0	91
	3	477	266	111	13	14	13	1	59
	4	636	318	133	14	33	13	1	124
	5	489	249	102	13	28	9	1	87
	6	371	193	77	12	22	9	0	58
Clarkson		3,004	1,524	656	78	146	61	3	536
Gates									
	1	309	128	87	6	23	9	1	55

STATE SENATOR  
62ND DISTRICT  
DETAIL

LEGISLATIVE DISTRICT OR TOWN	ELECTION DISTRICT	TOTAL VOTERS	GEORGE D. MAZIARZ	MATTHEW J. BOVA	GEORGE D. MAZIARZ	GEORGE D. MAZIARZ	GEORGE D. MAZIARZ	SCATTER	BLANK AND VOID
			REP	DEM	IND	CON	WOR		
Gates	2	389	140	115	11	13	8	0	102
	3	330	106	111	9	10	9	0	85
	4	425	167	122	13	22	3	0	98
	5	485	244	111	14	23	5	3	85
	6	467	186	129	16	18	11	2	105
	7	646	275	165	19	31	10	0	146
	8	333	152	80	9	7	7	0	78
	9	488	167	142	19	20	5	0	135
	10	219	85	63	5	10	2	1	53
	11	319	128	85	12	16	10	0	68
	12	281	113	88	4	10	5	0	61
	13	461	176	136	5	19	12	2	111
	14	320	136	84	7	7	3	0	83
	15	551	218	146	13	25	10	0	139
	16	341	120	118	3	12	2	0	86
	17	385	166	113	5	9	5	0	87
	18	463	194	110	13	16	6	2	122
	19	413	155	124	11	17	10	1	95
	20	406	178	113	16	20	8	0	71
	21	390	152	118	8	8	5	0	99
	22	344	145	93	5	21	4	1	75
	23	398	159	100	12	20	8	0	99
	24	543	214	164	18	17	4	2	124
	25	387	154	111	3	14	1	0	104
	26	497	193	141	23	21	8	1	110
	27	496	168	170	15	9	8	2	124
	28	358	125	102	13	9	6	3	100
	29	412	149	119	13	18	9	1	103
	30	251	83	81	8	9	9	0	61
	31	327	108	112	7	9	8	0	83

STATE SENATOR  
62ND DISTRICT  
DETAIL

LEGISLATIVE DISTRICT OR TOWN	ELECTION DISTRICT	TOTAL VOTERS	GEORGE D. MAZIARZ	MATTHEW J. BOVA	GEORGE D. MAZIARZ	GEORGE D. MAZIARZ	GEORGE D. MAZIARZ	SCATTER	BLANK AND VOID
			REP	DEM	IND	CON	WOR		
Gates	32	459	190	128	10	20	7	1	103
	33	216	100	57	7	11	4	0	37
	34	357	144	100	7	10	3	2	91
	35	299	122	87	13	6	8	0	63
Gates		13,765	5,440	3,925	372	530	232	25	3,241
Hamlin	1	443	189	117	18	25	9	0	85
	2	489	263	88	11	20	6	0	101
	3	345	169	60	9	13	10	0	84
	4	331	185	57	14	14	5	0	56
	5	422	197	78	7	20	17	1	102
	6	306	157	56	15	11	4	2	61
	7	559	312	95	12	26	13	0	101
	8	359	174	74	12	20	4	0	75
	9	293	157	54	7	10	3	1	61
	10	504	307	83	9	20	9	0	76
	11	86	35	25	2	2	2	0	20
Hamlin		4,137	2,145	787	116	181	82	4	822
Ogden	1	467	225	109	15	30	4	0	84
	2	499	246	108	15	23	6	0	101
	3	628	337	143	23	26	8	1	90
	4	469	239	91	12	26	10	1	90
	5	493	233	104	24	31	5	1	95
	6	611	257	144	14	27	11	0	158
	7	286	136	56	9	19	4	0	62
	8	494	234	120	11	23	7	1	98
	9	471	232	101	18	28	7	0	85
	10	459	218	113	14	24	2	1	87

STATE SENATOR  
62ND DISTRICT  
DETAIL

LEGISLATIVE DISTRICT OR TOWN	ELECTION DISTRICT	TOTAL VOTERS	GEORGE D. MAZIARZ	MATTHEW J. BOVA	GEORGE D. MAZIARZ	GEORGE D. MAZIARZ	GEORGE D. MAZIARZ	SCATTER	BLANK AND VOID
			REP	DEM	IND	CON	WOR		
Ogden	11	466	231	104	15	27	5	0	84
	12	562	264	130	18	33	5	0	112
	13	504	229	115	20	24	10	1	105
	14	472	237	112	11	28	5	1	78
	15	604	291	130	9	30	13	0	131
	16	316	186	51	6	19	2	0	52
	17	415	211	87	14	18	4	0	81
	18	589	265	147	16	26	9	1	125
	19	521	269	104	16	30	7	3	92
	20	588	320	108	19	42	8	1	90
Ogden		9,914	4,860	2,177	299	534	132	12	1,900
Sweden	1	461	245	83	18	25	5	3	82
	2	375	116	142	12	18	9	4	74
	3	631	266	196	24	22	12	1	110
	4	658	312	186	22	30	10	3	95
	5	160	69	53	7	10	0	0	21
	6	479	216	142	18	22	10	0	71
	7	514	256	161	11	21	7	0	58
	8	407	191	84	12	24	11	1	84
	9	375	173	96	11	21	4	0	70
	10	634	317	142	20	24	7	1	123
	11	214	71	75	9	12	5	0	42
	12	429	240	84	9	16	5	0	75
Sweden		5,337	2,472	1,444	173	245	85	13	905
TOWNS		36,157	16,441	8,989	1,038	1,636	592	57	7,404
GRAND TOTAL:		40,307	17,308	10,811	1,152	1,725	694	62	8,555

MEMBER OF ASSEMBLY  
130TH DISTRICT  
SUMMARY

LEGISLATIVE DISTRICT OR TOWN	TOTAL VOTERS	JOE ERRIGO REP	CHRISTINE W. SALTZBERG DEM	JOE ERRIGO IND	JOE ERRIGO CON	CHRISTINE W. SALTZBERG WOR	SCATTER	BLANK AND VOID
Henrietta	16,624	6,451	6,019	456	676	378	29	2,615
Mendon	5,181	2,461	1,620	141	195	92	10	662
Pittsford	16,213	6,990	6,070	306	442	204	80	2,121
GRAND TOTAL:	<u>38,018</u>	<u>15,902</u>	<u>13,709</u>	<u>903</u>	<u>1,313</u>	<u>674</u>	<u>119</u>	<u>5,398</u>



MEMBER OF ASSEMBLY  
130TH DISTRICT  
DETAIL

LEGISLATIVE DISTRICT OR TOWN	ELECTION DISTRICT	TOTAL VOTERS	JOE ERRIGO REP	CHRISTINE W. SALTZBERG DEM	JOE ERRIGO IND	JOE ERRIGO CON	CHRISTINE W. SALTZBERG WOR	SCATTER	BLANK AND VOID
Henrietta	1	580	254	186	12	30	10	0	88
	2	435	186	128	14	26	13	1	67
	3	393	114	156	11	8	12	1	91
	4	412	118	205	8	14	10	1	56
	5	469	199	152	11	16	6	0	85
	6	460	181	166	12	22	8	0	71
	7	382	147	156	7	20	6	0	46
	8	441	176	161	12	11	11	2	68
	9	399	120	156	9	20	7	0	87
	10	454	185	135	12	24	15	4	79
	11	446	140	186	10	18	9	0	83
	12	436	184	163	12	19	5	0	53
	13	557	205	201	12	35	19	0	85
	14	381	149	124	7	19	14	1	67
	15	491	160	168	18	20	23	0	102
	16	349	123	127	12	13	13	0	61
	17	498	207	183	15	23	12	1	57
	18	524	207	175	11	12	12	1	106
	19	426	176	134	14	26	5	1	70
	20	320	137	99	10	14	4	0	56
	21	347	140	125	19	17	7	0	39
	22	601	254	238	12	29	8	1	59
	23	464	162	174	15	14	20	1	78
	24	477	182	186	16	9	10	1	73
	25	418	192	137	7	15	7	0	60
	26	754	295	261	18	49	14	1	116
	27	648	293	208	15	29	7	0	96
	28	519	220	188	11	17	5	1	77
	29	616	225	236	22	16	20	2	95
	30	842	317	328	26	28	21	0	122

MEMBER OF ASSEMBLY  
130TH DISTRICT  
DETAIL

LEGISLATIVE DISTRICT OR TOWN	ELECTION DISTRICT	TOTAL VOTERS	JOE	CHRISTINE	JOE	JOE	CHRISTINE	SCATTER	BLANK AND VOID
			ERRIGO	W. SALTZBERG	ERRIGO	ERRIGO	W. SALTZBERG		
			REP	DEM	IND	CON	WOR		
Henrietta									
	31	331	108	132	12	14	6	2	57
	32	518	210	202	17	8	10	3	68
	33	366	162	122	10	13	10	1	48
	34	309	89	125	10	8	10	1	66
	35	561	234	196	17	20	9	2	83
Henrietta		16,624	6,451	6,019	456	676	378	29	2,615
Mendon									
	1	705	338	220	21	25	14	4	83
	2	556	251	175	21	20	10	2	77
	3	670	335	201	11	32	10	1	80
	4	539	233	180	15	11	10	1	89
	5	644	307	202	19	23	11	0	82
	6	567	267	184	19	18	17	0	62
	7	673	329	208	15	25	4	0	92
	8	292	131	87	7	18	7	0	42
	9	535	270	163	13	23	9	2	55
Mendon		5,181	2,461	1,620	141	195	92	10	662
Pittsford									
	1	414	152	148	10	19	12	6	67
	2	457	168	182	13	15	7	4	68
	3	664	315	229	6	13	4	0	97
	4	571	245	220	8	18	6	1	73
	5	370	120	169	6	8	12	2	53
	6	517	219	200	9	14	7	0	68
	7	257	103	110	3	8	2	1	30
	8	476	258	140	7	18	4	0	49
	9	516	236	196	13	15	7	0	49
	10	899	407	296	20	24	12	2	138

MEMBER OF ASSEMBLY  
130TH DISTRICT  
DETAIL

LEGISLATIVE DISTRICT OR TOWN	ELECTION DISTRICT	TOTAL VOTERS	JOE ERRIGO REP	CHRISTINE W. SALTZBERG DEM	JOE ERRIGO IND	JOE ERRIGO CON	CHRISTINE W. SALTZBERG WOR	SCATTER	BLANK AND VOID
Pittsford	11	448	195	154	6	11	10	0	72
	12	458	228	152	11	12	3	2	50
	13	352	138	146	7	8	0	7	46
	14	368	153	136	12	15	5	1	46
	15	407	155	139	8	11	8	0	86
	16	400	175	153	9	12	2	1	48
	17	633	250	273	15	9	7	5	74
	18	504	189	219	13	9	4	0	70
	19	310	124	112	6	18	8	1	41
	20	482	206	196	10	12	7	3	48
	21	575	219	262	5	10	7	5	67
	22	592	231	245	14	22	4	2	74
	23	430	204	139	8	19	7	0	53
	24	579	283	198	7	14	2	4	71
	25	527	213	214	14	13	1	18	54
	26	490	213	185	6	20	12	4	50
	27	451	212	152	6	15	7	0	59
	28	433	180	175	6	2	7	0	63
	29	461	207	159	10	10	6	4	65
	30	421	192	151	6	8	5	0	59
	31	591	256	234	5	16	3	4	73
	32	506	220	186	11	10	6	3	70
	33	654	324	200	16	14	10	0	90
Pittsford		16,213	6,990	6,070	306	442	204	80	2,121
GRAND TOTAL:		38,018	15,902	13,709	903	1,313	674	119	5,398

MEMBER OF ASSEMBLY  
131ST DISTRICT  
SUMMARY

LEGISLATIVE DISTRICT OR TOWN	TOTAL VOTERS	MICHAEL S. SLATTERY	SUSAN V. JOHN	MICHAEL S. SLATTERY	MICHAEL S. SLATTERY	SUSAN V. JOHN	SCATTER	BLANK AND VOID
		REP	DEM	IND	CON	WOR		
Leg. Dist. 21	4,011	921	2,189	137	105	167	3	489
Leg. Dist. 23	5,661	1,317	3,034	255	117	268	21	649
Leg. Dist. 24	6,023	1,486	3,219	212	144	297	25	640
Leg. Dist. 25	2,027	348	1,162	73	33	121	4	286
Leg. Dist. 26	512	120	291	17	14	19	1	50
Leg. Dist. 28	4,232	1,034	2,157	142	112	154	4	629
Leg. Dist. 29	5,192	1,179	2,719	179	134	159	4	818
CITY	<u>27,658</u>	<u>6,405</u>	<u>14,771</u>	<u>1,015</u>	<u>659</u>	<u>1,185</u>	<u>62</u>	<u>3,561</u>
Chili	15,035	7,387	4,620	569	731	311	10	1,407
Riga	3,017	1,644	752	105	154	48	3	311
Rush	2,135	1,115	632	81	73	43	2	189
Wheatland	2,763	1,283	931	102	116	62	3	266
TOWNS	<u>22,950</u>	<u>11,429</u>	<u>6,935</u>	<u>857</u>	<u>1,074</u>	<u>464</u>	<u>18</u>	<u>2,173</u>
GRAND TOTAL:	<u><u>50,608</u></u>	<u><u>17,834</u></u>	<u><u>21,706</u></u>	<u><u>1,872</u></u>	<u><u>1,733</u></u>	<u><u>1,649</u></u>	<u><u>80</u></u>	<u><u>5,734</u></u>

MEMBER OF ASSEMBLY  
131ST DISTRICT  
DETAIL

LEGISLATIVE DISTRICT OR TOWN	ELECTION DISTRICT	TOTAL VOTERS	MICHAEL	SUSAN	MICHAEL	MICHAEL	SUSAN	SCATTER	BLANK AND VOID
			S. SLATTERY REP	V. JOHN DEM	S. SLATTERY IND	S. SLATTERY CON	V. JOHN WOR		
Leg. Dist. 21									
	3	239	58	118	5	11	7	0	40
	4	258	52	152	7	9	9	0	29
	5/16	458	138	216	23	11	24	1	45
	6	376	70	200	14	4	26	0	62
	9	386	101	208	16	8	10	1	42
	12	428	118	215	16	19	13	1	46
	13	203	24	131	10	3	16	0	19
	15	460	101	270	12	12	15	0	50
	17/28	370	86	200	7	10	18	0	49
	21	347	74	208	5	4	16	0	40
	29	134	29	75	2	2	2	0	24
	31/34	163	29	98	10	4	5	0	17
	32	22	3	11	3	2	1	0	2
	33	167	38	87	7	6	5	0	24
Leg. Dist. 21		4,011	921	2,189	137	105	167	3	489
Leg. Dist. 23									
	1	229	58	126	9	6	8	1	21
	2	492	88	261	22	12	39	0	70
	3	320	71	175	9	11	18	2	34
	5	499	119	250	26	7	24	2	71
	6	257	86	120	12	3	8	4	24
	7	491	117	266	26	2	33	2	45
	8	437	94	250	19	8	18	2	46
	9	279	74	153	10	4	8	0	30
	10	374	93	192	17	6	7	2	57
	11	409	93	233	14	11	15	1	42
	13	303	93	129	20	17	15	1	28
	14	408	89	228	21	6	18	1	45
	15	307	56	166	15	9	9	1	51
	16	446	94	238	23	11	22	0	58
	20	410	92	247	12	4	26	2	27
Leg. Dist. 23		5,661	1,317	3,034	255	117	268	21	649
Leg. Dist. 24									
	1	446	80	271	11	15	30	2	37
	2	341	68	216	6	5	25	4	17
	3	397	99	213	17	10	19	3	36
	4	417	90	238	19	12	15	2	41
	5	391	116	200	19	8	11	1	36
	6	287	93	138	8	6	14	1	27
	7	260	86	117	6	10	9	0	32
	8	408	122	210	12	12	23	0	29
	9	278	101	122	11	11	8	1	24
	10	465	89	247	14	6	44	3	62

MEMBER OF ASSEMBLY  
131ST DISTRICT  
DETAIL

LEGISLATIVE DISTRICT OR TOWN	ELECTION DISTRICT	TOTAL VOTERS	MICHAEL	SUSAN	MICHAEL	MICHAEL	SUSAN	SCATTER	BLANK AND VOID
			S. SLATTERY REP	V. JOHN DEM	S. SLATTERY IND	S. SLATTERY CON	V. JOHN WOR		
Leg. Dist. 24									
	11	311	80	161	10	7	6	0	47
	12	177	45	94	3	1	4	1	29
	13	389	83	224	18	7	21	2	34
	14	443	95	235	22	12	29	0	50
	15	462	100	247	18	10	19	1	67
	16	420	105	222	17	11	17	4	44
	17	131	34	64	1	1	3	0	28
Leg. Dist. 24		6,023	1,486	3,219	212	144	297	25	640
Leg. Dist. 25									
	6	366	46	218	15	6	23	1	57
	12	450	81	243	16	9	39	3	59
	14/24	473	96	267	16	10	24	0	60
	16	95	21	53	1	3	3	0	14
	18	413	79	262	16	2	16	0	38
	23/27-24	230	25	119	9	3	16	0	58
Leg. Dist. 25		2,027	348	1,162	73	33	121	4	286
Leg. Dist. 26									
	1	325	75	188	7	10	13	0	32
	2	158	38	88	6	4	4	1	17
	13	29	7	15	4	0	2	0	1
Leg. Dist. 26		512	120	291	17	14	19	1	50
Leg. Dist. 28									
	1	255	70	130	6	4	7	0	38
	4	425	89	224	17	10	25	0	60
	5	210	78	87	9	2	4	0	30
	7	446	132	217	9	10	15	0	63
	8	336	66	166	9	6	10	0	79
	10	221	55	104	6	12	11	0	33
	11/25	380	76	195	9	10	21	0	69
	13	326	67	177	8	14	13	0	47
	14	351	62	201	14	11	12	1	50
	15	159	35	77	10	3	4	0	30
	16	258	86	116	6	6	9	1	34
	21	245	81	110	12	13	2	0	27
	22	193	29	118	6	2	7	0	31
	23	360	93	196	19	8	11	2	31
	24	67	15	39	2	1	3	0	7
Leg. Dist. 28		4,232	1,034	2,157	142	112	154	4	629
Leg. Dist. 29									
	1	48	10	31	1	2	0	0	4
	3	254	46	154	8	3	9	0	34

MEMBER OF ASSEMBLY  
131ST DISTRICT  
DETAIL

LEGISLATIVE DISTRICT OR TOWN	ELECTION DISTRICT	TOTAL VOTERS	MICHAEL	SUSAN	MICHAEL	MICHAEL	SUSAN	SCATTER	BLANK AND VOID
			S. SLATTERY REP	V. JOHN DEM	S. SLATTERY IND	S. SLATTERY CON	V. JOHN WOR		
Leg. Dist. 29									
	4	403	96	204	11	7	20	0	65
	5	395	87	220	12	15	19	1	41
	6	286	80	137	10	14	10	0	35
	7	45	3	25	1	0	4	0	12
	8	358	83	185	9	5	9	0	67
	9	291	73	147	14	4	5	0	48
	11	269	71	148	6	3	6	0	35
	12	330	68	190	15	10	5	0	42
	14	294	76	148	11	11	9	0	39
	18	305	110	137	12	13	7	0	26
	19	316	53	176	11	6	9	1	60
	21	397	92	191	20	12	11	0	71
	22	171	27	101	4	1	5	1	32
	23	284	34	150	9	2	6	0	83
	24	456	89	238	14	16	18	1	80
	25	290	81	137	11	10	7	0	44
Leg. Dist. 29		<u>5,192</u>	<u>1,179</u>	<u>2,719</u>	<u>179</u>	<u>134</u>	<u>159</u>	<u>4</u>	<u>818</u>
CITY		27,658	6,405	14,771	1,015	659	1,185	62	3,561
Chili									
	1	387	208	110	12	25	4	0	28
	2	532	253	170	21	32	19	0	37
	3	587	275	193	21	27	15	1	55
	4	385	199	99	16	16	5	0	50
	5	410	228	108	19	20	5	0	30
	6	465	218	128	27	24	11	3	54
	7	269	123	80	13	14	7	0	32
	8	426	233	107	21	28	5	1	31
	9	395	197	129	10	23	4	0	32
	10	377	214	83	9	28	11	0	32
	11	570	276	198	18	25	13	1	39
	12	724	357	213	29	27	21	0	77
	13	668	348	205	19	35	11	1	49
	14	476	251	129	16	39	7	0	34
	15	432	237	109	17	22	9	0	38
	16	559	294	182	17	21	4	0	41
	17	930	487	289	33	45	12	0	64
	18	793	400	205	37	40	25	0	86
	19	406	200	131	16	14	8	0	37
	20	684	327	229	22	35	16	0	55
	21	341	172	110	9	15	6	1	28
	22	628	224	257	20	17	17	0	93
	23	388	208	100	10	14	11	0	45
	24	709	319	207	38	34	13	1	97

MEMBER OF ASSEMBLY  
131ST DISTRICT  
DETAIL

LEGISLATIVE DISTRICT OR TOWN	ELECTION DISTRICT	TOTAL VOTERS	MICHAEL	SUSAN	MICHAEL	MICHAEL	SUSAN	SCATTER	BLANK AND VOID
			S. SLATTERY REP	V. JOHN DEM	S. SLATTERY IND	S. SLATTERY CON	V. JOHN WOR		
Chili									
	25	413	137	194	18	18	6	1	39
	26	589	301	163	22	29	17	0	57
	27	431	200	138	18	32	8	0	35
	28	377	181	131	8	5	6	0	46
	29	319	155	98	17	10	6	0	33
	30	341	156	115	15	17	8	0	30
	31	24	9	10	1	0	1	0	3
Chili		15,035	7,387	4,620	569	731	311	10	1,407
Riga									
	1	665	348	172	26	24	15	0	80
	2	512	292	124	14	36	7	0	39
	3	423	210	131	15	14	6	1	46
	4	506	277	124	17	25	14	0	49
	5	476	280	97	15	22	5	1	56
	6	435	237	104	18	33	1	1	41
Riga		3,017	1,644	752	105	154	48	3	311
Rush									
	1	548	296	154	17	16	11	0	54
	2	440	233	126	26	18	7	2	28
	3	556	276	178	25	18	18	0	41
	4	591	310	174	13	21	7	0	66
Rush		2,135	1,115	632	81	73	43	2	189
Wheatland									
	1	531	236	182	28	21	8	2	54
	2	508	255	147	21	21	10	0	54
	3	667	276	266	21	24	24	0	56
	4	522	231	183	20	21	10	0	57
	5	535	285	153	12	29	10	1	45
Wheatland		2,763	1,283	931	102	116	62	3	266
TOWNS		22,950	11,429	6,935	857	1,074	464	18	2,173
GRAND TOTAL:		50,608	17,834	21,706	1,872	1,733	1,649	80	5,734



MEMBER OF ASSEMBLY  
132ND DISTRICT  
SUMMARY

LEGISLATIVE DISTRICT OR TOWN	TOTAL VOTERS	JOSEPH D. MORELLE DEM	SCATTER	BLANK AND VOID
Leg. Dist. 06	2,418	1,137	26	1,255
Leg. Dist. 07	1,203	581	11	611
Leg. Dist. 21	3,087	1,816	35	1,236
Leg. Dist. 23	4,801	2,839	63	1,899
Leg. Dist. 26	4,471	2,348	42	2,081
Leg. Dist. 28	450	243	4	203
CITY	16,430	8,964	181	7,285
Brighton	19,230	11,048	201	7,981
Irondequoit	28,503	14,819	592	13,092
TOWNS	47,733	25,867	793	21,073
GRAND TOTAL:	64,163	34,831	974	28,358

MEMBER OF ASSEMBLY  
132ND DISTRICT  
DETAIL

<u>LEGISLATIVE DISTRICT OR TOWN</u>	<u>ELECTION DISTRICT</u>	<u>TOTAL VOTERS</u>	JOSEPH D. MORELLE <u>DEM</u>	<u>SCATTER</u>	<u>BLANK AND VOID</u>
Leg. Dist. 06					
	1	588	272	2	314
	2	286	141	3	142
	3	365	143	8	214
	4	405	207	5	193
	5	363	178	5	180
	6	411	196	3	212
Leg. Dist. 06		<u>2,418</u>	<u>1,137</u>	<u>26</u>	<u>1,255</u>
Leg. Dist. 07					
	1	544	267	4	273
	2	375	191	4	180
	3	284	123	3	158
Leg. Dist. 07		<u>1,203</u>	<u>581</u>	<u>11</u>	<u>611</u>
Leg. Dist. 21					
	1	434	238	5	191
	2	403	242	3	158
	7	522	293	6	223
	8	191	106	0	85
	10	461	281	7	173
	14	483	279	4	200
	20	198	139	6	53
	24	395	238	4	153
Leg. Dist. 21		<u>3,087</u>	<u>1,816</u>	<u>35</u>	<u>1,236</u>
Leg. Dist. 23					
	4	611	361	5	245
	12	448	267	6	175
	17	480	274	4	202
	18	444	238	1	205
	19	388	228	5	155
	21	355	222	8	125
	22	286	171	6	109
	24	401	238	6	157
	25	508	341	6	161
	26	579	331	13	235
	27	301	168	3	130
Leg. Dist. 23		<u>4,801</u>	<u>2,839</u>	<u>63</u>	<u>1,899</u>
Leg. Dist. 26					
	3	263	126	3	134
	4	310	127	2	181

MEMBER OF ASSEMBLY  
132ND DISTRICT  
DETAIL

LEGISLATIVE DISTRICT OR TOWN	ELECTION DISTRICT	TOTAL VOTERS	JOSEPH D. MORELLE  DEM	SCATTER	BLANK AND VOID
Leg. Dist. 26					
	5	330	177	5	148
	7	366	192	2	172
	8	389	230	0	159
	9	370	188	8	174
	10	426	221	4	201
	11	380	171	4	205
	12	438	249	3	186
	14	370	206	3	161
	15	359	223	7	129
	16	470	238	1	231
	17	0	0	0	0
Leg. Dist. 26		4,471	2,348	42	2,081
Leg. Dist. 28					
	18	433	232	4	197
	19	17	11	0	6
Leg. Dist. 28		450	243	4	203
CITY		16,430	8,964	181	7,285
Brighton					
	1	505	293	11	201
	2	336	153	0	183
	3	389	194	3	192
	4	438	280	8	150
	5	437	275	3	159
	6	615	363	3	249
	7	428	250	3	175
	8	446	220	7	219
	9	379	224	3	152
	10	467	291	9	167
	11	530	300	15	215
	12	545	335	9	201
	13	352	204	3	145
	14	369	224	1	144
	15	368	177	5	186
	16	325	144	3	178
	17	254	167	1	86
	18	420	252	7	161
	19	289	181	4	104
	20	376	220	2	154
	21	383	238	0	145
	22	484	293	3	188
	23	375	247	13	115

MEMBER OF ASSEMBLY  
132ND DISTRICT  
DETAIL

<u>LEGISLATIVE DISTRICT OR TOWN</u>	<u>ELECTION DISTRICT</u>	<u>TOTAL VOTERS</u>	JOSEPH D. MORELLE <u>DEM</u>	<u>SCATTER</u>	<u>BLANK AND VOID</u>
Brighton					
	24	341	186	10	145
	25	344	204	4	136
	26	389	185	6	198
	27	362	232	3	127
	28	570	338	2	230
	29	324	152	7	165
	30	732	403	2	327
	31	372	227	1	144
	32	470	274	3	193
	33	505	295	4	206
	34	416	222	10	184
	35	406	243	10	153
	36	451	237	0	214
	37	511	307	0	204
	38	546	328	2	216
	39	364	197	6	161
	40	690	411	6	273
	41	508	304	1	203
	42	141	80	1	60
	43	496	282	1	213
	44	270	143	0	127
	45	307	148	1	158
	46	205	125	5	75
Brighton		<u>19,230</u>	<u>11,048</u>	<u>201</u>	<u>7,981</u>
Irondequoit					
	1	524	264	9	251
	2	355	185	6	164
	3	524	251	11	262
	4	407	195	3	209
	5	438	246	7	185
	6	595	323	9	263
	7	555	285	11	259
	8	483	229	12	242
	9	474	225	7	242
	10	427	222	6	199
	11	271	125	16	130
	12	378	210	14	154
	13	576	343	8	225
	14	514	259	7	248
	15	507	247	8	252
	16	521	279	13	229
	17	300	164	8	128
	18/71/72	666	332	21	313
	19	514	309	16	189

MEMBER OF ASSEMBLY  
132ND DISTRICT  
DETAIL

<u>LEGISLATIVE DISTRICT OR TOWN</u>	<u>ELECTION DISTRICT</u>	<u>TOTAL VOTERS</u>	JOSEPH D. MORELLE <u>DEM</u>	<u>SCATTER</u>	<u>BLANK AND VOID</u>
Irondequoit					
	20	368	165	9	194
	21	441	243	5	193
	22	459	227	7	225
	23	392	236	13	143
	24	402	206	15	181
	25	445	232	18	195
	26	328	169	8	151
	27	265	117	7	141
	28	353	154	7	192
	29	396	214	8	174
	30	388	189	5	194
	31	411	240	4	167
	32	460	235	7	218
	33	324	177	9	138
	34	631	300	21	310
	35	314	191	11	112
	36	326	183	5	138
	37	354	199	4	151
	38	317	172	3	142
	39	270	139	1	130
	40	264	138	2	124
	41	443	228	11	204
	42	421	205	21	195
	43	345	174	5	166
	44	709	383	8	318
	45	344	192	2	150
	46	454	222	8	224
	47	168	87	9	72
	48	407	194	21	192
	49	381	197	7	177
	50	335	180	4	151
	51	500	235	1	264
	52	513	270	10	233
	53	378	190	1	187
	54	162	90	4	68
	55	481	264	12	205
	56	380	192	11	177
	57	604	323	7	274
	58	473	228	3	242
	59	388	201	15	172
	60	449	216	5	228
	61	530	274	17	239
	62	441	215	8	218
	63	328	168	9	151
	64	245	133	4	108
	65	281	165	14	102

MEMBER OF ASSEMBLY  
132ND DISTRICT  
DETAIL

<u>LEGISLATIVE DISTRICT OR TOWN</u>	<u>ELECTION DISTRICT</u>	<u>TOTAL VOTERS</u>	JOSEPH D. MORELLE <u>DEM</u>	<u>SCATTER</u>	<u>BLANK AND VOID</u>
Irondequoit					
	66	247	144	1	102
	67	355	195	7	153
	68	444	213	3	228
	69	228	144	3	81
	70	132	78	0	54
Irondequoit		<u>28,503</u>	<u>14,819</u>	<u>592</u>	<u>13,092</u>
TOWNS		<u>47,733</u>	<u>25,867</u>	<u>793</u>	<u>21,073</u>
GRAND TOTAL:		<u><u>64,163</u></u>	<u><u>34,831</u></u>	<u><u>974</u></u>	<u><u>28,358</u></u>

MEMBER OF ASSEMBLY  
133RD DISTRICT  
SUMMARY

LEGISLATIVE DISTRICT OR TOWN	TOTAL VOTERS	DAVID F. GANTT DEM	SCATTER	BLANK AND VOID
Leg. Dist. 21	2,239	1,443	7	789
Leg. Dist. 22	5,338	3,618	4	1,716
Leg. Dist. 23	235	133	2	100
Leg. Dist. 25	4,778	3,408	8	1,362
Leg. Dist. 27	9,296	6,377	30	2,889
Leg. Dist. 28	1,351	697	4	650
Leg. Dist. 29	2,088	1,307	2	779
CITY	25,325	16,983	57	8,285
Gates	13,765	5,067	55	8,643
TOWNS	13,765	5,067	55	8,643
GRAND TOTAL:	<u>39,090</u>	<u>22,050</u>	<u>112</u>	<u>16,928</u>

MEMBER OF ASSEMBLY  
133RD DISTRICT  
DETAIL

LEGISLATIVE DISTRICT OR TOWN	ELECTION DISTRICT	TOTAL VOTERS	DAVID F. GANTT		BLANK AND VOID
			DEM	SCATTER	
<u>Leg. Dist. 21</u>					
	11 /29-17	223	134	1	88
	18	314	197	0	117
	19	151	113	0	38
	22	415	255	2	158
	23	287	180	0	107
	25	331	208	3	120
	26	283	200	1	82
	27	210	144	0	66
	30	25	12	0	13
Leg. Dist. 21		<u>2,239</u>	<u>1,443</u>	<u>7</u>	<u>789</u>
<u>Leg. Dist. 22</u>					
	1	416	278	0	138
	2	133	94	0	39
	3	309	196	0	113
	4	132	75	0	57
	5	278	192	0	86
	6	250	176	0	74
	7	162	116	0	46
	8	268	177	0	91
	9	220	154	0	66
	10	214	157	0	57
	11	273	199	0	74
	12	189	137	0	52
	13	123	88	0	35
	14	277	194	0	83
	15	282	207	0	75
	16	139	91	0	48
	17	123	91	0	32
	18	166	113	0	53
	19	200	127	2	71
	20	268	182	0	86
	21	221	153	1	67
	22	328	207	1	120
	23	215	145	0	70
	24	152	69	0	83
Leg. Dist. 22		<u>5,338</u>	<u>3,618</u>	<u>4</u>	<u>1,716</u>
<u>Leg. Dist. 23</u>					
	23	235	133	2	100
Leg. Dist. 23		<u>235</u>	<u>133</u>	<u>2</u>	<u>100</u>
<u>Leg. Dist. 25</u>					
	1	425	274	3	148
	2	307	228	0	79
	3	420	321	0	99
	4	114	65	0	49



MEMBER OF ASSEMBLY  
133RD DISTRICT  
DETAIL

LEGISLATIVE DISTRICT OR TOWN	ELECTION DISTRICT	TOTAL VOTERS	DAVID F. GANTT	SCATTER	BLANK AND VOID
			DEM		
<u>Leg. Dist. 25</u>					
	5	305	245	0	60
	7	333	248	0	85
	8	414	318	0	96
	9	191	151	0	40
	10	341	235	1	105
	11	284	217	0	67
	13	290	239	0	51
	15	255	199	0	56
	17	181	138	0	43
	19	27	16	0	11
	20 /25	415	243	1	171
	21	232	111	1	120
	22	<u>244</u>	<u>160</u>	<u>2</u>	<u>82</u>
Leg. Dist. 25		4,778	3,408	8	1,362
<u>Leg. Dist. 27</u>					
	1	434	285	1	148
	2	396	266	2	128
	3	407	250	2	155
	4	460	297	0	163
	5	449	313	0	136
	6	416	297	1	118
	7	440	279	3	158
	8	449	304	0	145
	9	419	290	4	125
	10	391	247	1	143
	11	447	299	4	144
	12	350	251	0	99
	13	411	301	3	107
	14	304	231	1	72
	15	355	256	0	99
	16	419	285	2	132
	17	211	124	0	87
	18	313	232	0	81
	19	401	300	1	100
	20	260	201	0	59
	21	210	148	3	59
	22	418	307	0	111
	23	256	188	1	67
	27	351	190	0	161
	28	<u>329</u>	<u>236</u>	<u>1</u>	<u>92</u>
Leg. Dist. 27		9,296	6,377	30	2,889
<u>Leg. Dist. 28</u>					
	2	322	157	0	165
	3	240	132	0	108
	6	270	142	3	125

MEMBER OF ASSEMBLY  
133RD DISTRICT  
DETAIL

LEGISLATIVE DISTRICT OR TOWN	ELECTION DISTRICT	TOTAL VOTERS	DAVID F. GANTT	SCATTER	BLANK AND VOID
			DEM		
<u>Leg. Dist. 28</u>					
	9	209	90	0	119
	12	184	109	1	74
	17	126	67	0	59
Leg. Dist. 28		<u>1,351</u>	<u>697</u>	<u>4</u>	<u>650</u>
<u>Leg. Dist. 29</u>					
	2	125	81	0	44
	10	370	229	0	141
	13	324	198	0	126
	15	275	146	1	128
	16	137	76	1	60
	20	477	315	0	162
	26	251	169	0	82
	27	129	93	0	36
Leg. Dist. 29		<u>2,088</u>	<u>1,307</u>	<u>2</u>	<u>779</u>
CITY		<u>25,325</u>	<u>16,983</u>	<u>57</u>	<u>8,285</u>
<u>Gates</u>					
	1	309	123	2	184
	2	389	150	1	238
	3	330	141	1	188
	4	425	159	0	266
	5	485	179	3	303
	6	467	181	2	284
	7	646	226	4	416
	8	333	125	1	207
	9	488	168	2	318
	10	219	79	6	134
	11	319	120	0	199
	12	281	119	0	162
	13	461	169	4	288
	14	320	105	0	215
	15	551	189	2	360
	16	341	136	0	205
	17	385	149	1	235
	18	463	155	3	305
	19	413	145	1	267
	20	406	162	0	244
	21	390	140	0	250
	22	344	120	2	222
	23	398	125	4	269
	24	543	198	2	343
	25	387	126	0	261
	26	497	172	3	322
	27	496	192	2	302
	28	358	128	3	227

MEMBER OF ASSEMBLY  
133RD DISTRICT  
DETAIL

LEGISLATIVE DISTRICT OR TOWN	ELECTION DISTRICT	TOTAL VOTERS	DAVID F. GANTT DEM	SCATTER	BLANK AND VOID
Gates					
	29	412	149	2	261
	30	251	101	1	149
	31	327	130	0	197
	32	459	169	2	288
	33	216	76	0	140
	34	357	130	1	226
	35	299	131	0	168
Gates		<u>13,765</u>	<u>5,067</u>	<u>55</u>	<u>8,643</u>
TOWNS		<u>13,765</u>	<u>5,067</u>	<u>55</u>	<u>8,643</u>
GRAND TOTAL:		<u><u>39,090</u></u>	<u><u>22,050</u></u>	<u><u>112</u></u>	<u><u>16,928</u></u>

MEMBER OF ASSEMBLY  
134TH DISTRICT  
SUMMARY

LEGISLATIVE DISTRICT OR TOWN	TOTAL VOTERS	BILL REILICH REP	LAURIE E. SHEA DEM	BILL REILICH IND	BILL REILICH CON	LAURIE E. SHEA WOR	SCATTER	BLANK AND VOID
Greece	48,418	21,790	12,316	1,511	2,073	872	52	9,804
Ogden	9,914	4,682	2,367	269	542	180	12	1,862
Sweden	5,337	2,250	1,591	144	233	111	7	1,001
GRAND TOTAL:	<u>63,669</u>	<u>28,722</u>	<u>16,274</u>	<u>1,924</u>	<u>2,848</u>	<u>1,163</u>	<u>71</u>	<u>12,667</u>

MEMBER OF ASSEMBLY  
134TH DISTRICT  
DETAIL

LEGISLATIVE DISTRICT OR TOWN	ELECTION DISTRICT	TOTAL VOTERS	BILL REILICH REP	LAURIE E. SHEA DEM	BILL REILICH IND	BILL REILICH CON	LAURIE E. SHEA WOR	SCATTER	BLANK AND VOID
Greece									
	1	393	164	110	15	26	7	0	71
	2	450	212	111	16	24	9	1	77
	3	440	213	118	8	16	4	0	81
	4	343	157	96	5	21	5	0	59
	5	326	151	75	13	9	8	0	70
	6	360	142	89	12	22	14	0	81
	7	477	206	130	13	13	13	0	102
	8	453	200	123	15	15	14	0	86
	9	396	169	105	11	17	7	0	87
	10	377	153	114	13	12	13	1	71
	11	271	98	80	10	10	4	0	69
	12	279	131	73	9	8	5	0	53
	13	369	140	117	18	14	5	0	75
	14	337	155	83	5	18	10	1	65
	15	366	167	90	11	17	4	1	76
	16	280	129	67	12	8	6	1	57
	17	512	276	111	16	23	6	1	79
	18	484	221	130	12	23	9	0	89
	19	376	143	99	22	7	15	0	90
	20	425	186	111	6	21	11	0	90
	21	390	162	110	14	23	6	0	75
	22	331	137	91	10	19	8	0	66
	23	604	235	168	13	23	11	0	154
	24	802	388	189	28	36	9	0	152
	25	457	177	120	17	19	17	0	107
	26	397	156	112	11	22	5	2	89
	27	733	318	182	23	25	24	2	159
	28	549	257	114	23	22	12	2	119
	29	446	186	128	18	22	13	0	79
	30	310	139	77	10	13	6	1	64
	31	366	169	94	5	14	9	1	74
	32	472	178	129	13	22	18	0	112
	33	701	332	147	26	36	11	1	148
	34	448	207	120	20	16	5	0	80
	35	381	168	101	3	26	6	0	77
	36	512	247	121	13	19	1	1	110
	37	317	147	74	9	28	7	0	52
	38	549	249	147	13	30	18	0	92
	39	289	129	81	9	13	3	0	54
	40	365	170	96	8	10	7	0	74
	41	470	223	116	15	17	11	2	86
	42	413	180	124	14	16	8	0	71
	43	665	340	146	22	30	10	2	115
	44	588	258	151	19	13	9	0	138
	45	624	332	134	14	22	11	1	110
	46	313	133	82	8	10	10	0	70

MEMBER OF ASSEMBLY  
134TH DISTRICT  
DETAIL

LEGISLATIVE DISTRICT OR TOWN	ELECTION DISTRICT	TOTAL VOTERS	BILL REILICH REP	LAURIE E. SHEA DEM	BILL REILICH IND	BILL REILICH CON	LAURIE E. SHEA WOR	SCATTER	BLANK AND VOID
Greece									
	47	445	197	120	11	21	9	0	87
	48	362	163	98	14	12	5	0	70
	49	355	164	95	14	14	2	1	65
	50	451	207	112	15	21	15	2	79
	51	276	124	73	11	9	6	0	53
	52	571	250	143	20	29	7	0	122
	53	406	132	142	16	12	13	1	90
	54	481	208	113	21	23	8	0	108
	55	375	179	78	11	21	2	0	84
	56	535	270	119	16	19	8	0	103
	57	548	240	136	10	24	8	2	128
	58	567	268	153	17	16	7	2	104
	59	451	148	183	11	14	7	0	88
	60	408	162	120	13	17	8	1	87
	61	429	167	131	10	25	10	0	86
	62	577	261	152	11	16	8	2	127
	63	480	175	154	17	23	9	0	102
	64	394	184	99	11	9	7	0	84
	65	443	206	116	15	6	3	0	97
	66	307	123	99	6	14	3	0	62
	67	370	187	91	13	17	5	1	56
	68	494	248	106	11	27	5	1	96
	69	307	159	63	6	12	6	1	60
	70	515	251	115	18	18	12	0	101
	71	541	252	142	14	26	4	2	101
	72	526	257	115	19	29	3	1	102
	73	302	137	81	11	7	6	0	60
	74	417	151	138	16	16	10	0	86
	75	388	174	101	11	15	7	0	80
	76	333	163	72	8	21	6	1	62
	77	489	222	117	21	20	9	1	99
	78	350	180	78	9	11	4	0	68
	79	597	280	125	20	27	16	2	127
	80	544	259	91	23	28	12	0	131
	81	312	146	78	10	15	1	1	61
	82	437	160	147	14	20	9	0	87
	83	366	136	124	10	12	7	0	77
	84	533	246	145	18	17	10	0	97
	85	581	272	122	18	37	9	0	123
	86	566	277	132	11	27	3	1	115
	87	391	186	83	15	13	3	1	90
	88	467	218	117	14	24	3	0	91
	89	392	172	97	6	14	5	0	98
	90	526	254	100	17	37	6	0	112
	91	717	358	171	17	31	10	0	130
	92	778	349	205	26	24	17	0	157

MEMBER OF ASSEMBLY  
134TH DISTRICT  
DETAIL

LEGISLATIVE DISTRICT OR TOWN	ELECTION DISTRICT	TOTAL VOTERS	BILL REILICH REP	Laurie E. SHEA DEM	BILL REILICH IND	BILL REILICH CON	Laurie E. SHEA WOR	SCATTER	BLANK AND VOID
Greece									
	93	584	218	205	28	21	10	1	101
	94	435	200	97	16	19	5	0	98
	95	406	164	122	16	11	3	0	90
	96	527	220	139	23	27	5	0	113
	97	630	322	146	20	36	8	1	97
	98	595	254	144	17	25	19	1	135
	99	502	269	98	10	20	5	0	100
	100	554	253	112	29	29	6	1	124
	101	336	149	78	8	12	8	2	79
	102	658	294	139	24	34	12	1	154
	103	555	251	120	16	39	10	0	119
	104	554	256	146	20	14	9	0	109
	105	353	191	84	8	6	6	0	58
	106	423	197	108	10	20	9	0	79
Greece		48,418	21,790	12,316	1,511	2,073	872	52	9,804
Ogden									
	1	467	205	127	13	30	5	1	86
	2	499	238	114	13	22	7	0	105
	3	628	318	159	18	25	7	1	100
	4	469	229	110	11	27	11	1	80
	5	493	231	110	14	36	9	1	92
	6	611	262	159	13	23	12	0	142
	7	286	142	59	9	17	3	0	56
	8	494	227	126	12	25	7	1	96
	9	471	225	107	16	24	10	0	89
	10	459	217	122	10	27	5	1	77
	11	466	226	109	14	30	9	0	78
	12	562	254	128	21	35	12	0	112
	13	504	222	118	19	27	18	1	99
	14	472	220	124	13	30	10	1	74
	15	604	291	133	11	33	7	0	129
	16	316	175	59	4	20	2	0	56
	17	415	197	95	11	16	11	0	85
	18	589	249	166	14	21	13	1	125
	19	521	248	131	14	32	10	2	84
	20	588	306	111	19	42	12	1	97
Ogden		9,914	4,682	2,367	269	542	180	12	1,862
Sweden									
	1	461	215	103	15	20	11	2	95
	2	375	104	147	11	16	12	0	85
	3	631	244	220	17	19	9	1	121
	4	658	279	213	15	31	10	2	108
	5	160	61	54	9	10	4	0	22
	6	479	185	158	15	22	10	0	89

MEMBER OF ASSEMBLY  
134TH DISTRICT  
DETAIL

LEGISLATIVE DISTRICT OR TOWN	ELECTION DISTRICT	TOTAL VOTERS	BILL REILICH REP	LAURIE E. SHEA DEM	BILL REILICH IND	BILL REILICH CON	LAURIE E. SHEA WOR	SCATTER	BLANK AND VOID
Sweden									
	7	514	236	178	10	19	7	1	63
	8	407	172	97	13	23	17	1	84
	9	375	163	103	8	20	9	0	72
	10	634	297	148	22	20	11	0	136
	11	214	66	72	7	13	8	0	48
	12	429	228	98	2	20	3	0	78
Sweden		5,337	2,250	1,591	144	233	111	7	1,001
GRAND TOTAL:		63,669	28,722	16,274	1,924	2,848	1,163	71	12,667



MEMBER OF ASSEMBLY  
135TH DISTRICT  
SUMMARY

LEGISLATIVE DISTRICT OR TOWN	TOTAL VOTERS	MARK C. JOHNS REP	DAVID R. KOON DEM	DAVID R. KOON IND	MARK C. JOHNS CON	DAVID R. KOON WOR	SCATTER	BLANK AND VOID
East Rochester	3,021	693	1,577	162	73	107	1	408
Penfield	20,211	6,642	9,547	805	715	358	43	2,101
Perinton	27,812	8,716	14,187	1,136	882	498	79	2,314
Webster	22,516	7,293	10,470	953	876	455	32	2,437
GRAND TOTAL:	<u>73,560</u>	<u>23,344</u>	<u>35,781</u>	<u>3,056</u>	<u>2,546</u>	<u>1,418</u>	<u>155</u>	<u>7,260</u>

MEMBER OF ASSEMBLY  
135TH DISTRICT  
DETAIL

LEGISLATIVE DISTRICT OR TOWN	ELECTION DISTRICT	TOTAL VOTERS	MARK C. JOHNS REP	DAVID R. KOON DEM	DAVID R. KOON IND	MARK C. JOHNS CON	DAVID R. KOON WOR	SCATTER	BLANK AND VOID
East Rochester									
	1	531	117	274	32	12	20	0	76
	2	443	106	221	20	11	24	0	61
	3	444	93	251	27	10	9	1	53
	4	407	94	218	20	11	7	0	57
	5	382	87	196	22	11	14	0	52
	6	366	74	198	21	10	10	0	53
	7	448	122	219	20	8	23	0	56
East Rochester		3,021	693	1,577	162	73	107	1	408
Penfield									
	1	236	61	117	8	12	2	0	36
	2	528	165	243	19	18	13	1	69
	3	370	131	175	14	17	3	2	28
	4	679	300	254	24	24	12	0	65
	5	494	153	239	21	15	3	2	61
	6	464	178	199	13	16	8	0	50
	7	450	152	206	21	23	10	2	36
	8	476	126	232	26	19	15	1	57
	9	596	187	311	26	17	6	2	47
	10	421	125	203	15	16	16	2	44
	11	332	114	155	16	7	4	2	34
	12	545	212	234	15	16	6	2	60
	13	620	168	310	27	27	8	2	78
	14	595	207	241	27	36	11	3	70
	15	600	215	259	32	11	20	1	62
	16	253	95	119	6	10	8	0	15
	17	535	176	244	22	23	5	0	65
	18	340	110	171	17	15	7	0	20
	19	668	225	341	22	16	13	0	51
	20	604	199	284	30	24	14	1	52
	21	572	177	288	32	17	11	0	47
	22	482	141	262	10	17	8	1	43
	23	658	225	319	31	19	7	2	55
	24	677	260	286	22	25	10	0	74
	25	460	145	224	12	22	10	0	47
	26	350	102	166	14	11	9	1	47
	27	580	194	303	14	19	2	5	43
	28	465	134	227	21	21	2	0	60
	29	689	190	351	38	15	16	4	75
	30	810	303	344	31	36	15	1	80
	31	347	84	179	11	9	11	0	53
	32	353	109	188	14	4	5	1	32
	33	459	157	226	17	22	2	0	35
	34	389	123	176	21	11	4	0	54
	35	569	161	306	21	21	8	0	52

MEMBER OF ASSEMBLY  
135TH DISTRICT  
DETAIL

LEGISLATIVE DISTRICT OR TOWN	ELECTION DISTRICT	TOTAL VOTERS	MARK C. JOHNS REP	DAVID R. KOON DEM	DAVID R. KOON IND	MARK C. JOHNS CON	DAVID R. KOON WOR	SCATTER	BLANK AND VOID
Penfield									
	36	477	145	238	20	7	10	1	56
	37	825	269	377	38	28	25	1	87
	38	371	137	157	7	17	6	0	47
	39	360	117	174	13	13	5	2	36
	40	512	170	219	17	19	8	1	78
Penfield		20,211	6,642	9,547	805	715	358	43	2,101
Perinton									
	1	667	208	331	36	26	12	0	54
	2	630	222	301	21	22	4	4	56
	3	445	141	233	16	15	7	0	33
	4	419	112	222	14	15	19	1	36
	5	299	89	151	7	11	5	0	36
	6	451	129	247	16	16	6	2	35
	7	546	162	299	9	18	12	1	45
	8	500	150	260	25	26	9	1	29
	9	666	201	320	39	24	14	1	67
	10	596	173	306	29	24	13	2	49
	11	385	122	202	24	5	6	0	26
	12	492	137	274	25	15	6	3	32
	13	426	159	202	20	17	7	0	21
	14	501	151	271	16	19	11	2	31
	15	511	143	173	34	15	9	0	137
	16	418	141	220	7	10	5	2	33
	17	516	172	255	19	13	10	1	46
	18	480	132	245	24	15	8	3	53
	19	462	146	223	31	18	12	0	32
	20	488	161	246	12	15	6	3	45
	21	540	161	275	20	18	10	1	55
	22	352	96	206	9	5	10	1	25
	23	523	178	257	24	17	9	0	38
	24	781	238	397	36	21	10	1	78
	25	364	96	197	14	7	20	3	27
	26	541	156	295	29	19	7	4	31
	27	410	124	214	19	19	11	0	23
	28	400	128	213	17	7	3	2	30
	29	317	105	161	11	9	10	0	21
	30	488	153	254	21	17	7	0	36
	31	619	187	335	21	23	9	1	43
	32	463	140	238	19	11	7	0	48
	33	522	168	272	14	19	11	4	34
	34	565	200	259	22	17	7	4	56
	35	444	116	246	20	18	5	0	39
	36	363	108	177	9	10	10	2	47
	37	511	140	277	24	20	8	1	41

MEMBER OF ASSEMBLY  
135TH DISTRICT  
DETAIL

LEGISLATIVE DISTRICT OR TOWN	ELECTION DISTRICT	TOTAL VOTERS	MARK C. JOHNS REP	DAVID R. KOON DEM	DAVID R. KOON IND	MARK C. JOHNS CON	DAVID R. KOON WOR	SCATTER	BLANK AND VOID
Perinton									
	38	626	179	331	29	20	18	0	49
	39	609	173	333	14	22	18	2	47
	40	383	119	203	18	11	11	1	20
	41	342	101	182	13	17	3	0	26
	42	521	135	285	30	15	5	3	48
	43	690	189	379	36	26	16	2	42
	44	411	139	215	11	14	4	2	26
	45	832	293	409	31	25	9	0	65
	46	301	97	148	10	13	6	2	25
	47	530	187	249	26	15	9	1	43
	48	403	130	211	20	8	6	0	28
	49	428	138	237	11	9	3	0	30
	50	227	40	128	11	6	7	0	35
	51	508	202	249	12	16	8	0	21
	52	540	178	256	20	15	14	3	54
	53	421	140	208	21	15	3	1	33
	54	845	310	414	37	12	12	5	55
	55	459	192	204	11	4	8	4	36
	56	635	229	292	22	23	3	3	63
Perinton		27,812	8,716	14,187	1,136	882	498	79	2,314
Webster									
	1	525	155	257	25	28	7	0	53
	2	590	154	281	20	17	23	0	95
	3	455	149	230	18	18	5	0	35
	4	325	104	146	19	15	10	0	31
	5	567	141	296	28	28	12	0	62
	6	520	167	246	17	17	9	1	63
	7	585	158	296	33	24	12	0	62
	8	478	153	222	18	28	6	3	48
	9	671	245	284	24	29	17	2	70
	10	712	262	297	35	29	10	4	75
	11	482	153	231	16	20	8	1	53
	12	631	203	295	38	29	10	0	56
	13	474	183	201	15	11	16	2	46
	14	460	155	224	26	10	12	0	33
	15	376	111	179	14	24	7	0	41
	16	628	178	330	27	19	14	0	60
	17	464	178	192	18	22	12	1	41
	18	411	113	206	24	9	9	0	50
	19	682	237	304	20	27	7	4	83
	20	626	218	275	27	26	6	0	74
	21	639	183	314	30	26	26	0	60
	22	575	173	266	28	22	15	0	71
	23	475	149	240	21	19	12	1	33

MEMBER OF ASSEMBLY  
135TH DISTRICT  
DETAIL

LEGISLATIVE DISTRICT OR TOWN	ELECTION DISTRICT	TOTAL VOTERS	MARK C. JOHNS REP	DAVID R. KOON DEM	DAVID R. KOON IND	MARK C. JOHNS CON	DAVID R. KOON WOR	SCATTER	BLANK AND VOID
Webster									
	24	909	283	425	42	39	20	0	100
	25	558	176	247	21	16	10	0	88
	26	524	178	232	19	19	10	0	66
	27	443	153	189	17	21	6	0	57
	28	506	148	257	26	15	13	0	47
	29	416	136	186	17	20	11	3	43
	30	389	94	196	17	12	10	0	60
	31	464	155	213	13	12	12	0	59
	32	552	163	270	27	18	14	1	59
	33	551	217	227	29	26	6	0	46
	34	320	88	167	18	14	4	0	29
	35	338	112	150	15	17	18	0	26
	36	499	177	229	21	19	4	0	49
	37	654	221	298	25	23	10	1	76
	38	676	203	335	24	26	11	2	75
	39	452	193	190	8	8	5	4	44
	40	659	234	298	13	23	5	1	85
	41	433	153	173	30	20	6	1	50
	42	461	162	207	19	16	11	0	46
	43	361	125	169	11	15	4	0	37
Webster		22,516	7,293	10,470	953	876	455	32	2,437
GRAND TOTAL:		73,560	23,344	35,781	3,056	2,546	1,418	155	7,260

MEMBER OF ASSEMBLY  
139TH DISTRICT  
SUMMARY

LEGISLATIVE DISTRICT OR TOWN	TOTAL VOTERS	CHARLES H. NESBITT  REP	CHARLES H. NESBITT  IND	CHARLES H. NESBITT  CON	SCATTER	BLANK AND VOID
Clarkson	3,004	1,660	155	169	5	1,015
Hamlin	4,137	2,385	227	237	5	1,283
Parma	7,725	4,076	411	445	12	2,781
GRAND TOTAL:	<u>14,866</u>	<u>8,121</u>	<u>793</u>	<u>851</u>	<u>22</u>	<u>5,079</u>

MEMBER OF ASSEMBLY  
139TH DISTRICT  
DETAIL

LEGISLATIVE DISTRICT OR TOWN	ELECTION DISTRICT	TOTAL VOTERS	CHARLES H. NESBITT	CHARLES H. NESBITT	CHARLES H. NESBITT	SCATTER	BLANK AND VOID
			REP	IND	CON		
Clarkson							
	1	564	324	23	37	1	179
	2	467	226	30	18	1	192
	3	477	269	24	16	1	167
	4	636	371	33	38	2	192
	5	489	267	28	35	0	159
	6	371	203	17	25	0	126
Clarkson		3,004	1,660	155	169	5	1,015
Hamlin							
	1	443	211	31	32	1	168
	2	489	303	25	25	1	135
	3	345	186	13	20	0	126
	4	331	200	22	22	0	87
	5	422	237	22	28	1	134
	6	306	175	17	17	2	95
	7	559	333	32	30	0	164
	8	359	192	26	23	0	118
	9	293	166	12	14	0	101
	10	504	333	23	24	0	124
	11	86	49	4	2	0	31
Hamlin		4,137	2,385	227	237	5	1,283
Parma							
	1	556	280	19	32	1	224
	2	656	356	33	40	0	227
	3	459	254	23	27	0	155
	4	506	264	35	31	2	174
	5	383	213	19	25	0	126
	6	252	149	8	12	1	82
	7	496	289	22	31	2	152
	8	535	280	32	34	1	188
	9	553	294	33	25	1	200
	10	526	280	30	46	1	169
	11	529	276	27	26	1	199
	12	567	260	49	24	1	233
	13	699	373	35	25	1	265
	14	501	241	21	33	0	206
	15	507	267	25	34	0	181
Parma		7,725	4,076	411	445	12	2,781
GRAND TOTAL:		14,866	8,121	793	851	22	5,079

COUNTY COURT JUDGE  
(VOTE FOR 2)  
SUMMARY  
(PART 1 OF 2)

LEGISLATIVE DISTRICT OR TOWN	TOTAL VOTERS	JOHN L. DEMARCO	JOHN J. CONNELL	PATRICIA D. MARKS	JOHN J. CONNELL	PATRICIA D. MARKS
		REP	DEM	DEM	IND	IND
Leg. Dist. 06	4,836	820	978	1,079	73	96
Leg. Dist. 07	2,406	374	537	563	42	52
Leg. Dist. 21	18,674	1,881	5,106	5,429	247	265
Leg. Dist. 22	10,676	561	3,308	3,433	114	111
Leg. Dist. 23	21,394	2,423	5,718	6,070	326	389
Leg. Dist. 24	12,046	1,302	3,267	3,425	182	197
Leg. Dist. 25	13,610	751	4,218	4,389	153	183
Leg. Dist. 26	9,966	1,332	2,299	2,496	149	170
Leg. Dist. 27	18,592	1,102	5,850	6,134	213	256
Leg. Dist. 28	12,066	1,394	3,027	3,168	166	193
Leg. Dist. 29	14,560	1,362	3,863	4,028	194	200
CITY	138,826	13,302	38,171	40,214	1,859	2,112
Brighton	38,460	5,709	10,319	10,858	486	558
Chili	30,070	6,195	5,382	5,916	443	500
Clarkson	6,008	1,305	969	1,015	73	90
East Rochester	6,042	1,025	1,144	1,284	80	98
Gates	27,530	5,368	5,194	5,836	332	421
Greece	96,836	19,589	17,113	18,042	1,382	1,613
Hamlin	8,274	1,857	1,244	1,416	116	133
Henrietta	33,248	6,162	6,774	7,249	468	542
Irondequoit	57,006	10,783	12,102	13,178	797	963
Mendon	10,362	2,299	1,887	2,043	146	169
Ogden	19,828	4,393	3,141	3,455	281	323
Parma	15,450	3,302	2,351	2,633	232	262
Penfield	40,422	8,256	7,860	9,080	577	741
Perinton	55,624	11,791	10,725	12,253	730	872
Pittsford	32,426	6,973	6,720	7,270	363	430
Riga	6,034	1,371	918	1,009	79	93
Rush	4,270	894	796	820	63	72
Sweden	10,674	2,036	1,916	2,114	131	188
Webster	45,032	8,835	8,941	9,441	728	807
Wheatland	5,526	1,073	967	1,049	78	97
TOWNS	549,122	109,216	106,463	115,961	7,585	8,972
GRAND TOTAL:	687,948	122,518	144,634	156,175	9,444	11,084



COUNTY COURT JUDGE  
(VOTE FOR 2)  
SUMMARY  
(PART 2 OF 2)

LEGISLATIVE DISTRICT OR TOWN	TOTAL VOTERS	JOHN J. CONNELL	PATRICIA D. MARKS	JOHN J. CONNELL	PATRICIA D. MARKS	SCATTER	BLANK AND VOID
		CON	CON	WOR	WOR		
Leg. Dist. 06	4,836	110	111	62	67	1	1,439
Leg. Dist. 07	2,406	43	55	32	35	0	673
Leg. Dist. 21	18,674	226	240	303	334	1	4,642
Leg. Dist. 22	10,676	73	85	118	131	0	2,742
Leg. Dist. 23	21,394	296	295	374	399	4	5,100
Leg. Dist. 24	12,046	157	159	265	272	1	2,819
Leg. Dist. 25	13,610	86	92	190	204	1	3,343
Leg. Dist. 26	9,966	210	197	132	137	10	2,834
Leg. Dist. 27	18,592	165	179	271	284	1	4,137
Leg. Dist. 28	12,066	160	187	155	159	2	3,455
Leg. Dist. 29	14,560	168	174	140	167	4	4,260
CITY	138,826	1,694	1,774	2,042	2,189	25	35,444
Brighton	38,460	485	551	397	417	10	8,670
Chili	30,070	851	918	237	284	5	9,339
Clarkson	6,008	175	197	57	61	0	2,066
East Rochester	6,042	104	121	58	75	0	2,053
Gates	27,530	600	693	241	280	4	8,561
Greece	96,836	2,376	2,441	777	896	13	32,594
Hamlin	8,274	238	220	80	107	0	2,863
Henrietta	33,248	788	829	271	321	4	9,840
Irondequoit	57,006	1,114	1,233	449	529	17	15,841
Mendon	10,362	255	256	75	85	1	3,146
Ogden	19,828	633	685	141	181	2	6,593
Parma	15,450	478	513	143	153	2	5,381
Penfield	40,422	894	1,017	231	279	8	11,479
Perinton	55,624	1,229	1,361	322	333	9	15,999
Pittsford	32,426	619	686	191	196	7	8,971
Riga	6,034	174	179	43	49	0	2,119
Rush	4,270	96	99	31	39	0	1,360
Sweden	10,674	287	314	93	93	0	3,502
Webster	45,032	1,088	1,178	312	338	5	13,359
Wheatland	5,526	153	141	54	63	0	1,851
TOWNS	549,122	12,637	13,632	4,203	4,779	87	165,587
GRAND TOTAL:	687,948	14,331	15,406	6,245	6,968	112	201,031

COUNTY COURT JUDGE  
(VOTE FOR 2)  
DETAIL  
(PART 1 OF 2)

LEGISLATIVE DISTRICT OR TOWN	ELECTION DISTRICT	TOTAL VOTERS	JOHN L. DEMARCO	JOHN J. CONNELL	PATRICIA D. MARKS	JOHN J. CONNELL	PATRICIA D. MARKS
			REP	DEM	DEM	IND	IND
Leg. Dist. 06							
	1	1,176	195	244	256	16	22
	2	572	96	111	130	9	9
	3	730	145	111	146	13	18
	4	810	126	182	194	14	16
	5	726	122	155	179	6	11
	6	822	136	175	174	15	20
Leg. Dist. 06		4,836	820	978	1,079	73	96
Leg. Dist. 07							
	1	1,088	182	238	247	20	26
	2	750	107	166	192	13	16
	3	568	85	133	124	9	10
Leg. Dist. 07		2,406	374	537	563	42	52
Leg. Dist. 21							
	1	868	100	212	230	14	16
	2	806	88	216	236	11	9
	3	478	51	122	128	5	5
	4	516	63	137	142	9	11
	5/16	916	120	232	249	18	22
	6	752	65	208	206	12	16
	7	1,044	155	253	295	16	16
	8	382	43	95	105	7	3
	9	772	90	207	217	15	10
	10	922	118	262	278	15	11
	11/29-17	446	42	116	118	3	6
	12	856	100	214	232	14	17
	13	406	24	119	118	7	8
	14	966	89	264	262	15	16
	15	920	111	245	261	11	9
	17/28	740	72	188	209	11	5
	18	628	44	190	195	5	2
	19	302	17	107	108	0	1
	20	396	43	111	126	6	5
	21	694	69	209	222	3	6
	22	830	40	249	262	9	10
	23	574	54	154	176	9	12
	24	790	104	207	220	9	11
	25	662	43	198	213	3	9
	26	566	21	186	193	2	7
	27	420	18	126	144	1	3
	29	268	27	72	75	2	3
	30	50	8	12	12	0	0
	31/34	326	25	97	91	11	9
	32	44	5	12	10	2	3
	33	334	32	86	96	2	4
Leg. Dist. 21		18,674	1,881	5,106	5,429	247	265
Leg. Dist. 22							
	1	832	59	265	268	12	8
	2	266	16	76	80	6	4
	3	618	42	191	186	4	7

COUNTY COURT JUDGE  
(VOTE FOR 2)  
DETAIL  
(PART 1 OF 2)

LEGISLATIVE DISTRICT OR TOWN	ELECTION DISTRICT	TOTAL VOTERS	JOHN L. DEMARCO	JOHN J. CONNELL	PATRICIA D. MARKS	JOHN J. CONNELL	PATRICIA D. MARKS
			REP	DEM	DEM	IND	IND
Leg. Dist. 22							
	4	264	14	74	78	4	3
	5	556	31	180	190	4	4
	6	500	13	159	160	7	5
	7	324	12	110	109	2	3
	8	536	34	153	165	6	7
	9	440	21	132	138	4	3
	10	428	20	140	148	6	4
	11	546	22	179	189	3	2
	12	378	9	127	136	2	0
	13	246	6	80	86	4	2
	14	554	38	162	178	3	8
	15	564	17	194	190	7	7
	16	278	20	84	85	4	4
	17	246	12	87	91	3	3
	18	332	18	99	106	2	5
	19	400	26	123	130	3	6
	20	536	29	160	171	5	2
	21	442	15	149	151	5	3
	22	656	39	191	191	5	8
	23	430	27	131	133	11	8
	24	304	21	62	74	2	5
Leg. Dist. 22		10,676	561	3,308	3,433	114	111
Leg. Dist. 23							
	1	458	63	128	127	3	8
	2	984	78	253	263	25	29
	3	640	59	174	185	13	13
	4	1,222	142	329	351	15	15
	5	998	108	234	261	17	21
	6	514	79	132	140	11	10
	7	982	125	240	270	22	20
	8	874	98	237	253	15	22
	9	558	70	155	169	9	11
	10	748	78	191	203	15	16
	11	818	88	241	266	12	9
	12	896	106	245	273	12	9
	13	606	73	152	154	9	7
	14	816	83	219	229	20	11
	15	614	56	163	170	8	12
	16	892	92	233	247	13	20
	17	960	127	243	241	12	18
	18	888	120	211	218	17	22
	19	776	102	181	201	8	13
	20	820	76	246	264	14	12
	21	710	86	199	211	10	14
	22	572	57	164	171	6	14
	23	470	35	133	132	4	11
	24	802	90	206	232	8	12
	25	1,016	100	313	328	9	17
	26	1,158	149	339	345	16	18
	27	602	83	157	166	3	5

COUNTY COURT JUDGE  
(VOTE FOR 2)  
DETAIL  
(PART 1 OF 2)

LEGISLATIVE DISTRICT OR TOWN	ELECTION DISTRICT	TOTAL VOTERS	JOHN L. DEMARCO	JOHN J. CONNELL	PATRICIA D. MARKS	JOHN J. CONNELL	PATRICIA D. MARKS
			REP	DEM	DEM	IND	IND
Leg. Dist. 23		21,394	2,423	5,718	6,070	326	389
Leg. Dist. 24							
	1	892	69	283	299	6	11
	2	682	51	219	226	6	6
	3	794	73	231	231	15	12
	4	834	82	231	236	18	16
	5	782	117	202	229	15	11
	6	574	80	144	153	6	8
	7	520	69	126	141	7	7
	8	816	113	215	221	9	13
	9	556	75	140	140	4	7
	10	930	77	247	257	14	17
	11	622	67	158	157	10	8
	12	354	43	93	101	7	9
	13	778	80	217	235	12	14
	14	886	77	245	245	14	15
	15	924	98	235	250	25	25
	16	840	92	219	246	12	17
	17	262	39	62	58	2	1
Leg. Dist. 24		12,046	1,302	3,267	3,425	182	197
Leg. Dist. 25							
	1	850	72	249	278	9	14
	2	614	19	201	214	6	8
	3	840	36	289	291	9	10
	4	228	11	61	65	0	3
	5	610	14	232	226	4	5
	6	732	40	199	205	11	10
	7	666	11	213	228	9	12
	8	828	23	276	297	11	14
	9	382	10	139	143	3	4
	10	682	25	219	228	9	11
	11	568	17	196	202	7	6
	12	900	59	250	260	13	16
	13	580	9	207	217	5	6
	14/24	946	86	266	282	10	12
	15	510	11	182	179	3	5
	16	190	21	49	56	2	3
	17	362	11	112	119	4	5
	18	826	71	232	241	13	9
	19	54	4	16	14	2	2
	20/25	830	94	225	240	6	8
	21	464	51	123	124	7	4
	22	488	30	159	162	5	9
	23/27-24	460	26	123	118	5	7
Leg. Dist. 25		13,610	751	4,218	4,389	153	183
Leg. Dist. 26							
	1	650	70	176	181	5	12
	2	316	28	89	89	2	3
	3	526	90	104	120	8	6
	4	620	105	114	126	5	10

COUNTY COURT JUDGE  
(VOTE FOR 2)  
DETAIL  
(PART 1 OF 2)

LEGISLATIVE DISTRICT OR TOWN	ELECTION DISTRICT	TOTAL VOTERS	JOHN L. DEMARCO	JOHN J. CONNELL	PATRICIA D. MARKS	JOHN J. CONNELL	PATRICIA D. MARKS
			REP	DEM	DEM	IND	IND
Leg. Dist. 26							
	5	660	96	135	158	10	11
	7	732	118	148	175	16	15
	8	778	101	194	212	7	13
	9	740	95	173	166	13	17
	10	852	102	195	202	16	11
	11	760	117	145	167	14	12
	12	876	106	230	248	14	16
	13	58	8	13	16	1	1
	14	740	106	165	190	10	12
	15	718	73	206	215	17	15
	16	940	117	212	231	11	16
	17	0	0	0	0	0	0
Leg. Dist. 26		9,966	1,332	2,299	2,496	149	170
Leg. Dist. 27							
	1	868	72	262	293	15	10
	2	792	47	243	265	10	12
	3	814	58	233	244	12	12
	4	920	71	279	292	7	11
	5	898	45	282	298	9	14
	6	832	56	270	273	16	17
	7	880	60	277	278	10	9
	8	898	47	268	288	6	8
	9	838	37	267	280	12	16
	10	782	53	238	258	9	8
	11	894	66	284	294	11	14
	12	700	41	211	234	11	10
	13	822	30	286	293	8	10
	14	608	26	207	228	2	4
	15	710	35	220	241	11	12
	16	838	37	268	278	5	9
	17	422	45	117	121	3	3
	18	626	37	206	224	8	12
	19	802	34	269	277	8	11
	20	520	17	177	187	4	9
	21	420	22	139	141	4	5
	22	836	30	277	282	7	12
	23	512	20	170	171	9	7
	27	702	84	186	182	9	12
	28	658	32	214	212	7	9
Leg. Dist. 27		18,592	1,102	5,850	6,134	213	256
Leg. Dist. 28							
	1	510	62	131	128	2	7
	2	644	84	151	165	9	10
	3	480	52	120	127	6	10
	4	850	105	206	225	13	13
	5	420	76	93	98	8	9
	6	540	62	148	150	7	10
	7	892	104	225	222	9	12
	8	672	67	159	162	10	9
	9	418	58	100	100	6	6

COUNTY COURT JUDGE  
(VOTE FOR 2)  
DETAIL  
(PART 1 OF 2)

LEGISLATIVE DISTRICT OR TOWN	ELECTION DISTRICT	TOTAL VOTERS	JOHN L. DEMARCO	JOHN J. CONNELL	PATRICIA D. MARKS	JOHN J. CONNELL	PATRICIA D. MARKS
			REP	DEM	DEM	IND	IND
Leg. Dist. 28							
	10	442	40	111	117	10	10
	11/25	760	76	189	200	7	12
	12	368	36	95	103	8	5
	13	652	66	158	172	12	12
	14	702	63	181	200	5	10
	15	318	28	79	80	3	4
	16	516	78	116	125	3	5
	17	252	23	68	66	5	5
	18	866	110	218	228	20	16
	19	34	0	11	10	0	0
	21	490	69	117	122	10	11
	22	386	36	98	104	6	5
	23	720	88	210	220	5	10
	24	134	11	43	44	2	2
Leg. Dist. 28		12,066	1,394	3,027	3,168	166	193
Leg. Dist. 29							
	1	96	9	28	30	1	1
	2	250	17	66	75	6	4
	3	508	44	148	150	3	6
	4	806	86	227	224	5	7
	5	790	79	208	217	8	8
	6	572	79	142	146	14	13
	7	90	6	22	23	1	2
	8	716	82	195	198	7	5
	9	582	74	139	141	6	8
	10	740	59	209	232	9	10
	11	538	70	141	147	9	9
	12	660	52	183	194	8	8
	13	648	39	172	175	10	16
	14	588	73	161	174	5	4
	15	550	40	134	137	10	10
	16	274	21	75	75	6	4
	18	610	86	150	153	6	9
	19	632	58	166	178	8	5
	20	954	49	276	292	10	15
	21	794	80	211	215	12	17
	22	342	24	98	98	1	2
	23	568	37	118	124	7	6
	24	912	84	223	231	22	15
	25	580	74	139	156	13	8
	26	502	23	150	157	4	5
	27	258	17	82	86	3	3
Leg. Dist. 29		14,560	1,362	3,863	4,028	194	200
CITY		138,826	13,302	38,171	40,214	1,859	2,112
Brighton							
	1	1,010	137	293	293	8	14
	2	672	104	155	159	11	11
	3	778	135	172	194	14	15
	4	876	93	270	273	10	11

COUNTY COURT JUDGE  
(VOTE FOR 2)  
DETAIL  
(PART 1 OF 2)

LEGISLATIVE DISTRICT OR TOWN	ELECTION DISTRICT	TOTAL VOTERS	JOHN L. DEMARCO	JOHN J. CONNELL	PATRICIA D. MARKS	JOHN J. CONNELL	PATRICIA D. MARKS
			REP	DEM	DEM	IND	IND
Brighton							
	5	874	82	266	272	12	15
	6	1,230	206	331	328	14	14
	7	856	123	231	238	9	15
	8	892	201	193	213	12	10
	9	758	110	200	221	9	11
	10	934	132	277	297	15	7
	11	1,060	164	259	291	16	26
	12	1,090	136	334	352	15	11
	13	704	89	207	215	8	7
	14	738	103	194	208	7	10
	15	736	118	171	188	9	10
	16	650	184	118	128	7	10
	17	508	34	159	169	3	3
	18	840	129	225	240	9	13
	19	578	86	175	180	5	7
	20	752	105	200	212	6	4
	21	766	97	214	218	13	15
	22	968	155	266	287	9	9
	23	750	92	233	247	8	14
	24	682	110	174	177	13	16
	25	688	85	207	209	7	5
	26	778	143	169	181	14	16
	27	724	104	213	219	5	7
	28	1,140	177	311	334	18	15
	29	648	127	151	158	9	10
	30	1,464	215	380	372	14	17
	31	744	89	227	228	9	10
	32	940	134	269	272	9	14
	33	1,010	181	276	293	13	12
	34	832	129	199	225	22	19
	35	812	96	219	240	17	22
	36	902	118	212	210	19	21
	37	1,022	134	297	305	9	13
	38	1,092	165	294	308	10	10
	39	728	111	187	203	6	12
	40	1,380	185	403	429	12	15
	41	1,016	147	269	301	14	9
	42	282	36	76	83	4	6
	43	992	172	243	272	14	20
	44	540	81	125	136	8	11
	45	614	103	146	149	9	14
	46	410	52	129	131	2	2
Brighton		38,460	5,709	10,319	10,858	486	558
Chili							
	1	774	160	132	147	12	12
	2	1,064	226	175	206	17	23
	3	1,174	216	229	256	19	22
	4	770	176	120	121	9	11
	5	820	173	141	150	16	11
	6	930	194	167	166	27	24
	7	538	98	101	93	13	11

COUNTY COURT JUDGE  
(VOTE FOR 2)  
DETAIL  
(PART 1 OF 2)

LEGISLATIVE DISTRICT OR TOWN	ELECTION DISTRICT	TOTAL VOTERS	JOHN L. DEMARCO	JOHN J. CONNELL	PATRICIA D. MARKS	JOHN J. CONNELL	PATRICIA D. MARKS
			REP	DEM	DEM	IND	IND
Chili							
	8	852	192	127	161	16	14
	9	790	177	148	151	15	14
	10	754	194	91	95	3	9
	11	1,140	243	206	229	18	17
	12	1,448	302	265	289	13	15
	13	1,336	295	239	275	15	23
	14	952	198	176	199	14	15
	15	864	196	134	167	11	13
	16	1,118	244	211	225	21	16
	17	1,860	388	351	384	19	21
	18	1,586	335	240	253	27	26
	19	812	154	178	183	8	13
	20	1,368	303	245	277	14	16
	21	682	136	131	152	10	12
	22	1,256	222	246	277	14	14
	23	776	165	132	143	6	14
	24	1,418	271	239	258	23	28
	25	826	100	205	222	15	15
	26	1,178	250	201	216	17	22
	27	862	161	151	186	19	22
	28	754	139	152	155	8	10
	29	638	140	119	134	12	17
	30	682	136	124	136	9	18
	31	48	11	6	10	3	2
Chili		30,070	6,195	5,382	5,916	443	500
Clarkson							
	1	1,128	267	165	164	11	15
	2	934	183	158	162	9	11
	3	954	203	182	178	10	13
	4	1,272	286	196	213	14	21
	5	978	207	145	168	14	20
	6	742	159	123	130	15	10
Clarkson		6,008	1,305	969	1,015	73	90
East Rochester							
	1	1,062	159	217	234	12	13
	2	886	153	132	164	11	13
	3	888	157	185	202	12	13
	4	814	154	146	173	9	15
	5	764	130	145	168	13	13
	6	732	111	147	154	11	14
	7	896	161	172	189	12	17
East Rochester		6,042	1,025	1,144	1,284	80	98
Gates							
	1	618	111	124	124	6	6
	2	778	147	139	158	10	18
	3	660	121	137	145	3	2
	4	850	166	162	182	8	14
	5	970	211	209	219	8	13
	6	934	169	179	198	17	20



COUNTY COURT JUDGE  
(VOTE FOR 2)  
DETAIL  
(PART 1 OF 2)

LEGISLATIVE DISTRICT OR TOWN	ELECTION DISTRICT	TOTAL VOTERS	JOHN L. DEMARCO	JOHN J. CONNELL	PATRICIA D. MARKS	JOHN J. CONNELL	PATRICIA D. MARKS
			REP	DEM	DEM	IND	IND
Gates							
	7	1,292	266	232	258	18	22
	8	666	143	114	154	6	5
	9	976	190	164	181	15	21
	10	438	86	84	96	6	4
	11	638	118	124	137	9	7
	12	562	100	119	133	6	6
	13	922	166	173	193	7	9
	14	640	142	105	124	7	10
	15	1,102	241	181	215	15	21
	16	682	124	143	157	8	7
	17	770	161	138	166	8	12
	18	926	212	148	175	7	8
	19	826	157	160	184	8	15
	20	812	147	176	179	9	14
	21	780	163	145	153	6	7
	22	688	126	128	144	10	12
	23	796	142	136	149	14	23
	24	1,086	221	200	230	13	19
	25	774	141	161	172	5	5
	26	994	187	182	204	25	19
	27	992	182	202	217	14	17
	28	716	123	141	161	14	11
	29	824	136	165	173	12	15
	30	502	85	93	114	7	7
	31	654	131	132	161	6	12
	32	918	178	177	202	15	17
	33	432	104	70	83	4	8
	34	714	149	128	147	4	7
	35	598	122	123	148	2	8
Gates		27,530	5,368	5,194	5,836	332	421
Greece							
	1	786	148	160	167	12	11
	2	900	202	151	167	15	24
	3	880	191	147	158	12	15
	4	686	140	130	123	9	6
	5	652	128	109	118	14	13
	6	720	135	120	125	4	13
	7	954	198	157	164	23	23
	8	906	167	146	161	15	15
	9	792	161	134	149	10	12
	10	754	151	135	143	7	14
	11	542	87	110	105	8	6
	12	558	115	96	106	6	5
	13	738	138	152	151	15	14
	14	674	140	102	118	9	7
	15	732	140	125	131	14	7
	16	560	99	113	7	11	8
	17	1,024	242	143	179	14	19
	18	968	189	193	202	14	21
	19	752	120	147	137	14	15
	20	850	168	145	151	12	16

COUNTY COURT JUDGE  
(VOTE FOR 2)  
DETAIL  
(PART 1 OF 2)

LEGISLATIVE DISTRICT OR TOWN	ELECTION DISTRICT	TOTAL VOTERS	JOHN L. DEMARCO	JOHN J. CONNELL	PATRICIA D. MARKS	JOHN J. CONNELL	PATRICIA D. MARKS
			REP	DEM	DEM	IND	IND
Greece							
	21	780	140	146	158	8	15
	22	662	131	120	122	12	11
	23	1,208	206	236	255	13	12
	24	1,604	334	281	311	26	30
	25	914	166	154	167	15	17
	26	794	143	159	163	10	11
	27	1,466	289	265	259	16	22
	28	1,098	229	175	190	21	21
	29	892	168	164	180	12	13
	30	620	113	129	130	5	8
	31	732	150	140	137	6	12
	32	944	146	166	185	9	16
	33	1,402	284	225	245	26	29
	34	896	174	164	176	16	11
	35	762	151	133	133	8	15
	36	1,024	220	177	184	9	12
	37	634	135	120	116	8	11
	38	1,098	231	196	211	14	17
	39	578	112	112	120	6	7
	40	730	144	134	146	8	9
	41	940	167	187	171	15	12
	42	826	147	169	177	8	10
	43	1,330	331	186	209	14	22
	44	1,176	252	192	204	13	19
	45	1,248	295	198	217	10	14
	46	626	126	116	120	10	5
	47	890	169	174	184	17	13
	48	724	137	130	146	20	14
	49	710	146	133	138	12	13
	50	902	171	160	174	18	15
	51	552	106	108	119	8	8
	52	1,142	235	199	212	22	22
	53	812	118	171	185	17	20
	54	962	198	156	181	12	22
	55	750	154	124	120	10	14
	56	1,070	228	193	213	18	16
	57	1,096	225	186	205	15	15
	58	1,134	234	204	213	19	21
	59	902	147	211	209	8	15
	60	816	149	160	166	12	12
	61	858	162	152	173	10	13
	62	1,154	240	198	217	11	13
	63	960	179	187	192	11	10
	64	788	161	142	150	8	12
	65	886	194	158	185	15	22
	66	614	87	139	135	9	8
	67	740	175	129	131	11	12
	68	988	209	170	175	16	18
	69	614	125	119	118	12	13
	70	1,030	216	158	186	13	21
	71	1,082	217	203	201	19	22
	72	1,052	218	177	208	10	17

COUNTY COURT JUDGE  
(VOTE FOR 2)  
DETAIL  
(PART 1 OF 2)

LEGISLATIVE DISTRICT OR TOWN	ELECTION DISTRICT	TOTAL VOTERS	JOHN L. DEMARCO	JOHN J. CONNELL	PATRICIA D. MARKS	JOHN J. CONNELL	PATRICIA D. MARKS
			REP	DEM	DEM	IND	IND
Greece							
	73	604	123	114	113	5	8
	74	834	133	175	180	16	15
	75	776	152	151	140	14	12
	76	666	145	109	114	8	11
	77	978	204	181	190	18	17
	78	700	160	117	136	4	8
	79	1,194	273	175	198	24	21
	80	1,088	239	158	170	11	13
	81	624	138	115	133	6	10
	82	874	141	169	185	9	19
	83	732	128	137	159	12	13
	84	1,066	210	203	202	13	20
	85	1,162	255	180	174	18	26
	86	1,132	243	200	191	15	20
	87	782	172	133	143	10	13
	88	934	175	179	176	16	18
	89	784	159	124	142	7	11
	90	1,052	238	153	161	17	15
	91	1,434	317	248	246	20	22
	92	1,556	328	281	316	24	20
	93	1,168	198	258	269	18	16
	94	870	192	138	155	14	19
	95	812	151	153	160	8	18
	96	1,054	206	192	197	13	22
	97	1,260	306	198	222	18	17
	98	1,190	246	197	230	19	23
	99	1,004	224	154	166	16	15
	100	1,108	239	155	160	23	24
	101	672	156	111	121	8	10
	102	1,316	259	210	223	19	26
	103	1,110	249	167	187	14	15
	104	1,108	224	203	213	20	25
	105	706	181	123	123	8	9
	106	846	182	152	163	8	16
Greece		96,836	19,589	17,113	18,042	1,382	1,613
Hamlin							
	1	886	165	169	191	12	12
	2	978	217	153	173	15	15
	3	690	148	102	110	10	14
	4	662	166	92	103	8	13
	5	844	188	114	130	12	11
	6	612	143	93	104	13	8
	7	1,118	247	171	199	17	16
	8	718	158	105	118	8	13
	9	586	147	78	97	5	8
	10	1,008	251	136	154	14	20
	11	172	27	31	37	2	3
Hamlin		8,274	1,857	1,244	1,416	116	133
Henrietta							
	1	1,160	237	212	239	13	13

COUNTY COURT JUDGE  
(VOTE FOR 2)  
DETAIL  
(PART 1 OF 2)

LEGISLATIVE DISTRICT OR TOWN	ELECTION DISTRICT	TOTAL VOTERS	JOHN L. DEMARCO	JOHN J. CONNELL	PATRICIA D. MARKS	JOHN J. CONNELL	PATRICIA D. MARKS
			REP	DEM	DEM	IND	IND
Henrietta							
	2	870	181	145	149	17	14
	3	786	103	172	181	13	18
	4	824	116	218	221	8	11
	5	938	184	176	200	11	12
	6	920	175	176	200	11	13
	7	764	138	174	178	7	9
	8	882	153	182	196	11	14
	9	798	122	169	193	11	6
	10	908	186	161	179	12	14
	11	892	136	194	207	13	10
	12	872	157	190	205	9	14
	13	1,114	228	212	234	17	20
	14	762	145	136	162	9	9
	15	982	149	192	212	16	19
	16	698	118	139	148	13	16
	17	996	188	218	238	11	13
	18	1,048	188	209	230	5	14
	19	852	152	167	169	12	18
	20	640	130	129	131	15	12
	21	694	111	159	167	20	18
	22	1,202	248	257	281	12	16
	23	928	164	193	220	16	16
	24	954	164	208	213	17	28
	25	836	166	172	176	14	11
	26	1,508	281	310	337	16	20
	27	1,296	279	227	247	20	27
	28	1,038	217	210	220	11	13
	29	1,232	242	252	258	24	30
	30	1,684	310	347	344	26	28
	31	662	94	157	159	8	7
	32	1,036	232	219	241	13	20
	33	732	145	145	146	9	11
	34	618	100	126	136	12	13
	35	1,122	223	221	232	16	15
Henrietta		33,248	6,162	6,774	7,249	468	542
Irondequoit							
	1	1,048	205	211	226	13	9
	2	710	149	165	172	10	9
	3	1,048	180	201	224	18	16
	4	814	157	160	182	16	18
	5	876	139	200	220	16	16
	6	1,190	226	272	296	14	18
	7	1,110	220	253	275	15	18
	8	966	214	195	197	7	18
	9	948	218	164	184	19	21
	10	854	171	189	199	11	16
	11	542	115	96	109	5	11
	12	756	117	164	173	12	16
	13	1,152	199	293	312	14	12
	14	1,028	177	220	239	13	13
	15	1,014	210	211	230	15	16

COUNTY COURT JUDGE  
(VOTE FOR 2)  
DETAIL  
(PART 1 OF 2)

LEGISLATIVE DISTRICT OR TOWN	ELECTION DISTRICT	TOTAL VOTERS	JOHN L. DEMARCO	JOHN J. CONNELL	PATRICIA D. MARKS	JOHN J. CONNELL	PATRICIA D. MARKS
			REP	DEM	DEM	IND	IND
Irondequoit							
	16	1,042	211	219	240	14	19
	17	600	114	130	149	9	9
	18/71/72	1,332	255	279	308	25	26
	19	1,028	143	259	272	10	16
	20	736	161	140	154	22	20
	21	882	171	196	220	13	18
	22	918	181	171	215	19	22
	23	784	137	182	191	13	12
	24	804	155	175	182	9	10
	25	890	158	182	192	13	20
	26	656	129	126	131	10	7
	27	530	102	98	120	14	13
	28	706	139	116	137	11	17
	29	792	120	172	189	13	15
	30	776	147	151	173	19	18
	31	822	135	202	208	12	15
	32	920	194	188	220	21	22
	33	648	102	158	154	12	15
	34	1,262	276	242	263	15	19
	35	628	117	144	155	13	10
	36	652	93	154	171	10	10
	37	708	138	149	165	7	10
	38	634	94	145	161	8	11
	39	540	90	138	133	7	7
	40	528	115	106	121	6	6
	41	886	157	190	199	16	24
	42	842	166	173	184	16	14
	43	690	92	156	150	6	8
	44	1,418	269	334	359	11	16
	45	688	140	159	154	9	11
	46	908	179	175	199	11	15
	47	336	71	77	75	6	5
	48	814	170	152	156	19	19
	49	762	156	152	163	14	20
	50	670	112	153	178	6	10
	51	1,000	184	217	250	8	11
	52	1,026	187	211	227	15	22
	53	756	148	135	163	10	11
	54	324	55	74	79	5	7
	55	962	189	205	221	13	20
	56	760	148	166	178	7	7
	57	1,208	257	251	274	12	14
	58	946	188	176	189	8	17
	59	776	151	161	189	5	12
	60	898	161	184	210	5	11
	61	1,060	202	227	250	10	15
	62	882	184	183	192	12	19
	63	656	142	122	143	8	12
	64	490	92	110	115	8	9
	65	562	102	129	130	6	8
	66	494	72	120	136	6	5
	67	710	141	144	163	8	14

COUNTY COURT JUDGE  
(VOTE FOR 2)  
DETAIL  
(PART 1 OF 2)

LEGISLATIVE DISTRICT OR TOWN	ELECTION DISTRICT	TOTAL VOTERS	JOHN L. DEMARCO	JOHN J. CONNELL	PATRICIA D. MARKS	JOHN J. CONNELL	PATRICIA D. MARKS
			REP	DEM	DEM	IND	IND
Irondequoit							
	68	888	187	169	190	8	7
	69	456	63	119	134	3	3
	70	264	44	62	66	3	3
Irondequoit		57,006	10,783	12,102	13,178	797	963
Mendon							
	1	1,410	325	262	283	21	24
	2	1,112	226	224	240	16	13
	3	1,340	309	250	263	11	16
	4	1,078	209	198	221	19	21
	5	1,288	302	216	244	19	24
	6	1,134	249	218	229	16	22
	7	1,346	319	230	248	13	17
	8	584	108	108	115	11	13
	9	1,070	252	181	200	20	19
Mendon		10,362	2,299	1,887	2,043	146	169
Ogden							
	1	934	187	162	178	16	13
	2	998	193	174	195	17	20
	3	1,256	279	196	207	21	29
	4	938	222	136	161	12	8
	5	986	214	165	165	19	20
	6	1,222	266	203	225	13	15
	7	572	112	88	98	6	11
	8	988	218	148	173	8	10
	9	942	190	162	166	16	14
	10	918	211	150	177	14	17
	11	932	225	134	146	18	18
	12	1,124	248	178	205	21	22
	13	1,008	198	178	180	12	14
	14	944	219	148	173	15	11
	15	1,208	265	186	198	14	21
	16	632	167	79	90	5	6
	17	830	198	126	132	8	13
	18	1,178	256	193	215	13	15
	19	1,042	228	170	196	19	27
	20	1,176	297	165	175	14	19
Ogden		19,828	4,393	3,141	3,455	281	323
Parma							
	1	1,112	239	184	225	8	15
	2	1,312	280	202	226	21	24
	3	918	200	127	139	16	12
	4	1,012	228	140	146	22	27
	5	766	151	127	135	16	13
	6	504	133	68	81	2	5
	7	992	220	138	165	16	18
	8	1,070	228	177	199	15	19
	9	1,106	213	192	208	17	20
	10	1,052	246	134	154	14	12
	11	1,058	218	156	191	22	24

COUNTY COURT JUDGE  
(VOTE FOR 2)  
DETAIL  
(PART 1 OF 2)

LEGISLATIVE DISTRICT OR TOWN	ELECTION DISTRICT	TOTAL VOTERS	JOHN L. DEMARCO	JOHN J. CONNELL	PATRICIA D. MARKS	JOHN J. CONNELL	PATRICIA D. MARKS
			REP	DEM	DEM	IND	IND
Parma							
	12	1,134	216	203	206	17	21
	13	1,398	296	227	240	29	26
	14	1,002	216	141	159	5	8
	15	1,014	218	135	159	12	18
Parma		15,450	3,302	2,351	2,633	232	262
Penfield							
	1	472	72	104	100	5	10
	2	1,056	205	200	249	14	24
	3	740	162	120	153	10	15
	4	1,358	338	205	247	19	21
	5	988	196	209	240	14	12
	6	928	223	149	190	9	15
	7	900	165	182	242	16	21
	8	952	170	193	215	20	24
	9	1,192	228	279	285	21	23
	10	842	156	176	196	8	18
	11	664	128	142	161	8	8
	12	1,090	261	197	225	11	14
	13	1,240	226	256	273	19	20
	14	1,190	251	198	215	25	23
	15	1,200	269	224	264	18	27
	16	506	120	81	100	4	6
	17	1,070	213	204	230	21	24
	18	680	133	141	172	10	11
	19	1,336	280	272	325	13	23
	20	1,208	268	216	250	16	23
	21	1,144	213	261	289	17	24
	22	964	157	250	252	4	10
	23	1,316	275	249	279	24	36
	24	1,354	305	246	295	24	30
	25	920	198	170	201	9	10
	26	700	126	143	153	12	13
	27	1,160	239	244	318	13	14
	28	930	180	181	207	16	19
	29	1,378	238	279	320	28	28
	30	1,620	358	285	332	25	29
	31	694	106	162	189	8	11
	32	706	144	141	167	11	10
	33	918	177	201	228	16	20
	34	778	158	161	168	8	10
	35	1,138	218	229	268	14	25
	36	954	200	185	220	13	20
	37	1,650	350	297	359	24	32
	38	742	166	130	146	10	11
	39	720	162	125	154	9	10
	40	1,024	222	173	203	11	17
Penfield		40,422	8,256	7,860	9,080	577	741
Perinton							
	1	1,334	299	247	293	16	16
	2	1,260	300	234	267	16	21

COUNTY COURT JUDGE  
(VOTE FOR 2)  
DETAIL  
(PART 1 OF 2)

LEGISLATIVE DISTRICT OR TOWN	ELECTION DISTRICT	TOTAL VOTERS	JOHN L. DEMARCO	JOHN J. CONNELL	PATRICIA D. MARKS	JOHN J. CONNELL	PATRICIA D. MARKS
			REP	DEM	DEM	IND	IND
Perinton							
	3	890	185	184	197	6	16
	4	838	147	171	203	12	14
	5	598	125	104	122	11	9
	6	902	159	202	210	9	17
	7	1,092	194	242	263	18	14
	8	1,000	212	193	227	13	13
	9	1,332	279	225	256	20	24
	10	1,192	231	240	266	11	14
	11	770	148	166	184	15	16
	12	984	185	234	252	16	17
	13	852	215	148	181	12	11
	14	1,002	198	220	253	9	6
	15	1,022	189	208	222	14	20
	16	836	158	184	203	6	7
	17	1,032	212	207	239	8	15
	18	960	185	199	216	13	13
	19	924	196	178	203	18	24
	20	976	216	187	216	10	9
	21	1,080	230	189	212	11	16
	22	704	133	163	174	4	4
	23	1,046	223	194	227	12	17
	24	1,562	320	294	347	23	18
	25	728	126	154	164	12	10
	26	1,082	251	192	224	19	22
	27	820	161	174	182	7	14
	28	800	170	156	168	13	16
	29	634	127	130	141	7	10
	30	976	222	173	221	11	18
	31	1,238	273	234	259	17	16
	32	926	177	188	203	18	20
	33	1,044	240	200	228	9	11
	34	1,130	256	189	236	12	20
	35	888	165	189	209	13	14
	36	726	131	149	169	9	11
	37	1,022	200	208	215	15	16
	38	1,252	230	247	295	18	23
	39	1,218	258	217	252	18	18
	40	766	166	143	166	9	15
	41	684	139	132	158	11	11
	42	1,042	191	211	253	11	15
	43	1,380	290	260	320	22	29
	44	822	185	170	200	12	14
	45	1,664	389	281	338	23	20
	46	602	127	126	139	9	8
	47	1,060	264	169	211	17	16
	48	806	175	154	173	13	17
	49	856	195	170	192	7	8
	50	454	62	99	111	5	9
	51	1,016	275	167	204	11	13
	52	1,080	254	193	217	20	15
	53	842	192	158	183	8	15
	54	1,690	413	299	366	21	38



COUNTY COURT JUDGE  
(VOTE FOR 2)  
DETAIL  
(PART 1 OF 2)

LEGISLATIVE DISTRICT OR TOWN	ELECTION DISTRICT	TOTAL VOTERS	JOHN L. DEMARCO	JOHN J. CONNELL	PATRICIA D. MARKS	JOHN J. CONNELL	PATRICIA D. MARKS
			REP	DEM	DEM	IND	IND
Perinton							
	55	918	226	171	192	15	22
	56	1,270	322	209	231	15	17
Perinton		<u>55,624</u>	<u>11,791</u>	<u>10,725</u>	<u>12,253</u>	<u>730</u>	<u>872</u>
Pittsford							
	1	828	161	160	188	7	5
	2	914	180	194	215	15	13
	3	1,328	309	251	281	9	11
	4	1,142	236	237	253	11	14
	5	740	102	186	198	8	11
	6	1,034	218	233	249	12	13
	7	514	91	127	132	9	7
	8	952	257	168	163	12	19
	9	1,032	229	228	247	7	10
	10	1,798	435	318	350	25	25
	11	896	203	170	178	5	7
	12	916	224	160	193	13	15
	13	704	147	152	160	9	14
	14	736	137	170	180	10	10
	15	814	169	143	174	10	10
	16	800	166	165	174	15	16
	17	1,266	248	291	309	9	13
	18	1,008	190	251	276	11	15
	19	620	130	126	137	5	13
	20	964	195	226	237	6	8
	21	1,150	228	274	302	6	8
	22	1,184	229	272	282	10	12
	23	860	201	163	175	9	15
	24	1,158	282	228	239	13	11
	25	1,054	227	239	264	11	14
	26	980	205	196	226	17	19
	27	902	204	171	200	8	6
	28	866	172	192	202	15	17
	29	922	198	171	194	13	21
	30	842	191	176	179	9	8
	31	1,182	265	246	266	11	16
	32	1,012	219	203	209	13	14
	33	1,308	325	233	238	20	20
Pittsford		<u>32,426</u>	<u>6,973</u>	<u>6,720</u>	<u>7,270</u>	<u>363</u>	<u>430</u>
Riga							
	1	1,330	275	211	226	21	23
	2	1,024	241	152	174	17	20
	3	846	174	162	170	7	7
	4	1,012	239	151	169	14	11
	5	952	235	124	142	8	13
	6	870	207	118	128	12	19
Riga		<u>6,034</u>	<u>1,371</u>	<u>918</u>	<u>1,009</u>	<u>79</u>	<u>93</u>
Rush							
	1	1,096	245	185	196	16	15
	2	880	190	155	159	20	24

COUNTY COURT JUDGE  
(VOTE FOR 2)  
DETAIL  
(PART 1 OF 2)

LEGISLATIVE DISTRICT OR TOWN	ELECTION DISTRICT	TOTAL VOTERS	JOHN L. DEMARCO	JOHN J. CONNELL	PATRICIA D. MARKS	JOHN J. CONNELL	PATRICIA D. MARKS
			REP	DEM	DEM	IND	IND
Rush							
	3	1,112	209	227	233	17	23
	4	1,182	250	229	232	10	10
Rush		4,270	894	796	820	63	72
Sweden							
	1	922	175	139	165	15	20
	2	750	102	163	168	7	9
	3	1,262	220	257	278	12	25
	4	1,316	248	256	298	17	22
	5	320	56	76	78	4	4
	6	958	171	176	187	16	26
	7	1,028	203	208	234	10	10
	8	814	182	110	126	12	16
	9	750	152	118	136	9	11
	10	1,268	262	202	218	17	21
	11	428	72	77	76	7	14
	12	858	193	134	150	5	10
Sweden		10,674	2,036	1,916	2,114	131	188
Webster							
	1	1,050	198	219	233	23	20
	2	1,180	218	215	246	17	19
	3	910	181	198	211	15	11
	4	650	118	125	134	15	18
	5	1,134	188	234	244	27	19
	6	1,040	208	215	222	18	18
	7	1,170	190	259	248	21	25
	8	956	171	212	207	12	15
	9	1,342	284	237	271	19	26
	10	1,424	331	243	281	24	24
	11	964	196	197	206	16	23
	12	1,262	251	252	255	20	24
	13	948	164	231	196	18	15
	14	920	166	216	209	13	18
	15	752	141	152	167	11	12
	16	1,256	246	252	275	9	9
	17	928	216	158	165	16	16
	18	822	150	174	183	16	16
	19	1,364	260	272	289	24	27
	20	1,252	263	202	225	19	29
	21	1,278	236	258	258	19	24
	22	1,150	200	242	247	27	24
	23	950	178	210	227	20	19
	24	1,818	375	354	380	21	36
	25	1,116	208	196	231	19	19
	26	1,048	214	196	199	20	19
	27	886	185	150	171	11	14
	28	1,012	194	193	197	20	22
	29	832	155	171	195	12	11
	30	778	110	159	172	7	13
	31	928	174	179	172	8	16
	32	1,104	213	208	227	14	14

COUNTY COURT JUDGE  
(VOTE FOR 2)  
DETAIL  
(PART 1 OF 2)

LEGISLATIVE DISTRICT OR TOWN	ELECTION DISTRICT	TOTAL VOTERS	JOHN L. DEMARCO	JOHN J. CONNELL	PATRICIA D. MARKS	JOHN J. CONNELL	PATRICIA D. MARKS
			REP	DEM	DEM	IND	IND
Webster							
	33	1,102	245	219	246	18	24
	34	640	124	130	142	9	10
	35	676	148	128	125	14	17
	36	998	212	191	209	22	26
	37	1,308	260	273	282	26	27
	38	1,352	235	290	318	20	21
	39	904	232	182	186	9	12
	40	1,318	301	259	272	10	9
	41	866	177	152	167	19	22
	42	922	183	186	199	16	14
	43	722	136	152	152	14	10
Webster		45,032	8,835	8,941	9,441	728	807
Wheatland							
	1	1,062	210	186	215	20	15
	2	1,016	193	178	198	15	19
	3	1,334	240	246	267	17	28
	4	1,044	195	190	193	14	18
	5	1,070	235	167	176	12	17
Wheatland		5,526	1,073	967	1,049	78	97
TOWNS		549,122	109,216	106,463	115,961	7,585	8,972
GRAND TOTAL:		687,948	122,518	144,634	156,175	9,444	11,084

COUNTY COURT JUDGE  
(VOTE FOR 2)  
DETAIL  
(PART 2 OF 2)

LEGISLATIVE DISTRICT OR TOWN	ELECTION DISTRICT	TOTAL VOTERS	JOHN J. CONNELL	PATRICIA D. MARKS	JOHN J. CONNELL	PATRICIA D. MARKS	SCATTER	BLANK AND VOID
			CON	CON	WOR	WOR		
Leg. Dist. 06								
	1	1,176	26	26	14	13	0	364
	2	572	20	19	9	10	0	159
	3	730	20	19	9	10	0	239
	4	810	20	18	9	8	0	223
	5	726	12	15	11	12	1	202
	6	822	12	14	10	14	0	252
		4,836	110	111	62	67	1	1,439
Leg. Dist. 07								
	1	1,088	14	20	19	15	0	307
	2	750	16	18	5	8	0	209
	3	568	13	17	8	12	0	157
		2,406	43	55	32	35	0	673
Leg. Dist. 21								
	1	868	13	15	14	17	0	237
	2	806	11	13	10	12	0	200
	3	478	8	5	5	8	0	141
	4	516	8	9	6	5	0	126
	5/16	916	12	16	21	19	0	207
	6	752	5	7	24	21	0	188
	7	1,044	13	15	11	13	0	257
	8	382	4	5	8	10	0	102
	9	772	6	8	13	12	1	193
	10	922	11	13	7	8	0	199
	11/29-17	446	8	6	6	6	0	135
	12	856	10	15	14	14	0	226
	13	406	5	6	16	16	0	87
	14	966	16	15	11	17	0	261
	15	920	13	11	14	13	0	232
	17/28	740	7	10	17	20	0	201
	18	628	6	6	8	12	0	160
	19	302	1	1	3	2	0	62
	20	396	5	4	14	12	0	70
	21	694	4	7	11	10	0	153
	22	830	12	9	8	12	0	219
	23	574	6	7	12	12	0	132
	24	790	11	15	14	20	0	179
	25	662	8	5	11	14	0	158
	26	566	5	4	10	8	0	130
	27	420	5	2	4	7	0	110
	29	268	3	1	1	4	0	80
	30	50	0	0	0	0	0	18
	31/34	326	2	1	5	5	0	80
	32	44	1	1	0	0	0	10
	33	334	7	8	5	5	0	89
		18,674	226	240	303	334	1	4,642
Leg. Dist. 22								
	1	832	8	13	3	6	0	190
	2	266	0	3	6	4	0	71
	3	618	3	3	5	5	0	172

COUNTY COURT JUDGE  
(VOTE FOR 2)  
DETAIL  
(PART 2 OF 2)

LEGISLATIVE DISTRICT OR TOWN	ELECTION DISTRICT	TOTAL VOTERS	JOHN J. CONNELL	PATRICIA D. MARKS	JOHN J. CONNELL	PATRICIA D. MARKS	SCATTER	BLANK AND VOID
			CON	CON	WOR	WOR		
Leg. Dist. 22								
	4	264	4	2	7	7	0	71
	5	556	7	5	3	4	0	128
	6	500	2	3	6	6	0	139
	7	324	1	2	3	5	0	77
	8	536	2	6	6	7	0	150
	9	440	8	7	2	5	0	120
	10	428	1	1	2	2	0	104
	11	546	4	4	9	13	0	121
	12	378	0	0	2	1	0	101
	13	246	3	3	5	4	0	53
	14	554	3	1	8	7	0	146
	15	564	2	3	10	11	0	123
	16	278	1	3	4	5	0	68
	17	246	3	0	0	0	0	47
	18	332	2	3	5	4	0	88
	19	400	2	2	4	5	0	99
	20	536	3	6	10	9	0	141
	21	442	3	3	4	7	0	102
	22	656	5	5	5	7	0	200
	23	430	3	2	6	3	0	106
	24	304	3	5	3	4	0	125
Leg. Dist. 22		10,676	73	85	118	131	0	2,742
Leg. Dist. 23								
	1	458	5	2	5	4	0	113
	2	984	7	11	29	29	0	260
	3	640	15	11	13	9	0	148
	4	1,222	21	15	22	28	0	284
	5	998	9	11	17	21	0	299
	6	514	9	7	8	7	0	111
	7	982	3	7	25	24	0	246
	8	874	10	6	14	16	0	203
	9	558	4	5	7	6	0	122
	10	748	8	9	7	11	0	210
	11	818	13	9	15	13	0	152
	12	896	11	9	10	7	0	214
	13	606	19	18	13	12	0	149
	14	816	4	8	12	12	0	218
	15	614	5	7	10	12	1	170
	16	892	15	8	13	18	0	233
	17	960	15	21	22	26	0	235
	18	888	23	20	7	11	0	239
	19	776	15	12	13	9	0	222
	20	820	5	5	22	21	0	155
	21	710	9	12	13	13	0	143
	22	572	8	10	17	19	0	106
	23	470	5	4	11	12	0	123
	24	802	8	15	6	10	0	215
	25	1,016	14	16	18	25	2	174
	26	1,158	22	19	20	19	0	211
	27	602	14	18	5	5	1	145

COUNTY COURT JUDGE  
(VOTE FOR 2)  
DETAIL  
(PART 2 OF 2)

LEGISLATIVE DISTRICT OR TOWN	ELECTION DISTRICT	TOTAL VOTERS	JOHN J. CONNELL	PATRICIA D. MARKS	JOHN J. CONNELL	PATRICIA D. MARKS	SCATTER	BLANK AND VOID
			CON	CON	WOR	WOR		
Leg. Dist. 23		21,394	296	295	374	399	4	5,100
Leg. Dist. 24								
	1	892	20	16	23	22	0	143
	2	682	4	4	24	26	0	116
	3	794	8	7	17	18	0	182
	4	834	10	14	10	13	0	204
	5	782	9	9	9	10	0	171
	6	574	12	10	16	13	0	132
	7	520	7	11	8	10	0	134
	8	816	20	18	19	20	0	168
	9	556	13	11	12	11	0	143
	10	930	9	10	39	42	0	218
	11	622	9	9	8	5	0	191
	12	354	0	1	3	3	0	94
	13	778	11	7	21	19	0	162
	14	886	12	12	21	26	0	219
	15	924	3	6	14	14	0	254
	16	840	9	12	20	20	1	192
	17	262	1	2	1	0	0	96
Leg. Dist. 24		12,046	157	159	265	272	1	2,819
Leg. Dist. 25								
	1	850	7	8	8	7	0	198
	2	614	2	2	8	7	0	147
	3	840	4	8	7	7	0	179
	4	228	1	3	0	1	0	83
	5	610	3	1	4	6	0	115
	6	732	4	5	17	15	1	225
	7	666	4	4	9	8	0	168
	8	828	2	2	6	5	0	192
	9	382	2	0	2	3	0	76
	10	682	4	8	7	4	0	167
	11	568	3	1	4	6	0	126
	12	900	12	4	29	41	0	216
	13	580	2	2	5	5	0	122
	14/24	946	6	8	26	26	0	224
	15	510	3	3	5	7	0	112
	16	190	4	5	2	2	0	46
	17	362	1	1	5	5	0	99
	18	826	6	8	15	18	0	213
	19	54	1	1	1	1	0	12
	20/25	830	4	9	5	3	0	236
	21	464	3	3	2	5	0	142
	22	488	4	4	7	7	0	101
	23/27-24	460	4	2	16	15	0	144
Leg. Dist. 25		13,610	86	92	190	204	1	3,343
Leg. Dist. 26								
	1	650	10	9	11	15	0	161
	2	316	3	4	4	5	1	88
	3	526	10	12	5	2	1	168
	4	620	26	26	11	10	0	187

COUNTY COURT JUDGE  
(VOTE FOR 2)  
DETAIL  
(PART 2 OF 2)

LEGISLATIVE DISTRICT OR TOWN	ELECTION DISTRICT	TOTAL VOTERS	JOHN J. CONNELL	PATRICIA D. MARKS	JOHN J. CONNELL	PATRICIA D. MARKS	SCATTER	BLANK AND VOID
			CON	CON	WOR	WOR		
Leg. Dist. 26								
	5	660	21	18	7	6	1	197
	7	732	12	18	8	6	0	216
	8	778	13	11	7	6	0	214
	9	740	27	24	12	13	2	198
	10	852	17	19	21	15	1	253
	11	760	11	9	12	9	1	263
	12	876	10	9	11	18	1	213
	13	58	0	0	3	1	0	15
	14	740	18	12	8	11	0	208
	15	718	15	9	2	3	2	161
	16	940	17	17	10	17	0	292
	17	0	0	0	0	0	0	0
Leg. Dist. 26		9,966	210	197	132	137	10	2,834
Leg. Dist. 27								
	1	868	5	8	8	8	0	187
	2	792	9	8	12	12	0	174
	3	814	13	10	22	23	0	187
	4	920	11	14	15	12	0	208
	5	898	5	10	17	18	0	200
	6	832	10	8	6	9	0	167
	7	880	6	10	15	19	0	196
	8	898	6	6	6	6	0	257
	9	838	8	6	22	25	0	165
	10	782	11	12	14	15	0	164
	11	894	9	6	8	13	0	189
	12	700	6	4	9	7	0	167
	13	822	4	6	5	4	0	176
	14	608	5	6	4	3	0	123
	15	710	3	4	12	10	0	162
	16	838	8	7	17	19	0	190
	17	422	2	6	4	6	0	115
	18	626	4	5	9	8	0	113
	19	802	8	8	14	15	0	158
	20	520	4	2	9	10	0	101
	21	420	7	6	3	4	1	88
	22	836	6	7	18	18	0	179
	23	512	1	2	7	5	0	120
	27	702	6	10	6	8	0	199
	28	658	8	8	9	7	0	152
Leg. Dist. 27		18,592	165	179	271	284	1	4,137
Leg. Dist. 28								
	1	510	9	3	12	12	0	144
	2	644	13	10	5	2	0	195
	3	480	3	7	4	4	0	147
	4	850	11	14	13	14	0	236
	5	420	3	5	2	2	1	123
	6	540	2	4	3	3	0	151
	7	892	10	10	7	12	0	281
	8	672	4	8	10	8	0	235
	9	418	8	8	3	4	0	125

COUNTY COURT JUDGE  
(VOTE FOR 2)  
DETAIL  
(PART 2 OF 2)

LEGISLATIVE DISTRICT OR TOWN	ELECTION DISTRICT	TOTAL VOTERS	JOHN J. CONNELL	PATRICIA D. MARKS	JOHN J. CONNELL	PATRICIA D. MARKS	SCATTER	BLANK AND VOID
			CON	CON	WOR	WOR		
Leg. Dist. 28								
	10	442	9	12	6	6	0	121
	11/25	760	13	13	18	20	0	212
	12	368	3	2	5	7	0	104
	13	652	8	13	9	9	0	193
	14	702	12	15	9	6	1	200
	15	318	4	3	5	3	0	109
	16	516	10	9	6	8	0	156
	17	252	2	5	4	3	0	71
	18	866	12	19	16	14	0	213
	19	34	0	1	0	0	0	12
	21	490	11	11	5	5	0	129
	22	386	1	3	4	6	0	123
	23	720	8	9	8	8	0	154
	24	134	4	3	1	3	0	21
Leg. Dist. 28		12,066	160	187	155	159	2	3,455
Leg. Dist. 29								
	1	96	2	3	0	0	0	22
	2	250	2	2	3	4	0	71
	3	508	6	3	5	5	0	138
	4	806	11	10	6	9	0	221
	5	790	12	14	13	13	0	218
	6	572	10	11	7	9	0	141
	7	90	1	0	3	2	0	30
	8	716	5	4	5	9	0	206
	9	582	3	4	4	6	0	197
	10	740	4	4	4	8	1	200
	11	538	8	8	1	3	0	142
	12	660	8	12	8	6	0	181
	13	648	6	8	4	5	0	213
	14	588	9	6	7	9	0	140
	15	550	7	7	6	5	0	194
	16	274	0	0	8	5	0	80
	18	610	16	10	5	6	0	169
	19	632	4	8	3	6	0	196
	20	954	9	12	12	11	0	268
	21	794	13	7	5	10	0	224
	22	342	1	2	3	2	0	111
	23	568	1	6	2	2	2	263
	24	912	16	18	16	18	0	269
	25	580	7	6	3	4	1	169
	26	502	5	6	5	6	0	141
	27	258	2	3	2	4	0	56
Leg. Dist. 29		14,560	168	174	140	167	4	4,260
CITY		138,826	1,694	1,774	2,042	2,189	25	35,444
Brighton								
	1	1,010	18	14	17	17	0	199
	2	672	11	10	5	6	0	200
	3	778	9	8	7	7	0	217
	4	876	9	9	13	12	0	176



COUNTY COURT JUDGE  
(VOTE FOR 2)  
DETAIL  
(PART 2 OF 2)

LEGISLATIVE DISTRICT OR TOWN	ELECTION DISTRICT	TOTAL VOTERS	JOHN J. CONNELL	PATRICIA D. MARKS	JOHN J. CONNELL	PATRICIA D. MARKS	SCATTER	BLANK AND VOID
			CON	CON	WOR	WOR		
Brighton								
	5	874	7	15	14	17	0	174
	6	1,230	16	20	20	16	0	265
	7	856	12	14	10	12	0	192
	8	892	7	10	5	5	0	236
	9	758	8	8	13	15	1	162
	10	934	11	13	11	11	0	160
	11	1,060	17	15	18	22	0	232
	12	1,090	17	12	8	8	0	197
	13	704	10	10	7	6	0	145
	14	738	12	4	9	9	0	182
	15	736	15	19	6	9	0	191
	16	650	8	12	2	1	0	180
	17	508	1	1	2	4	0	132
	18	840	7	9	14	13	0	181
	19	578	6	7	6	8	0	98
	20	752	12	8	10	15	0	180
	21	766	11	12	9	9	1	167
	22	968	7	10	8	9	0	208
	23	750	7	9	12	11	0	117
	24	682	17	19	8	7	0	141
	25	688	6	6	9	11	0	143
	26	778	19	21	8	8	2	197
	27	724	7	10	9	9	0	141
	28	1,140	5	12	10	11	0	247
	29	648	14	20	1	1	0	157
	30	1,464	10	13	17	13	0	413
	31	744	8	8	6	8	0	151
	32	940	6	11	8	8	0	209
	33	1,010	10	10	8	9	1	197
	34	832	17	17	9	6	1	188
	35	812	11	14	9	10	0	174
	36	902	17	17	9	9	0	270
	37	1,022	7	12	4	7	0	234
	38	1,092	13	14	13	11	0	254
	39	728	12	17	6	8	1	165
	40	1,380	12	16	10	10	1	287
	41	1,016	11	15	7	7	0	236
	42	282	7	7	3	4	0	56
	43	992	19	17	5	6	0	224
	44	540	7	10	5	3	0	154
	45	614	8	10	6	7	0	162
	46	410	4	6	1	2	2	79
Brighton		38,460	485	551	397	417	10	8,670
Chili								
	1	774	34	34	4	4	0	235
	2	1,064	33	38	9	12	0	325
	3	1,174	26	30	13	14	0	349
	4	770	25	24	4	5	0	275
	5	820	24	21	6	10	0	268
	6	930	24	33	11	13	0	271
	7	538	13	18	5	6	0	180

COUNTY COURT JUDGE  
(VOTE FOR 2)  
DETAIL  
(PART 2 OF 2)

LEGISLATIVE DISTRICT OR TOWN	ELECTION DISTRICT	TOTAL VOTERS	JOHN J. CONNELL	PATRICIA D. MARKS	JOHN J. CONNELL	PATRICIA D. MARKS	SCATTER	BLANK AND VOID
			CON	CON	WOR	WOR		
Chili								
	8	852	35	37	4	5	0	261
	9	790	23	20	5	6	0	231
	10	754	42	38	5	7	0	270
	11	1,140	31	34	9	12	2	339
	12	1,448	26	27	17	22	0	472
	13	1,336	39	45	4	9	0	392
	14	952	31	40	4	10	0	265
	15	864	36	38	10	11	0	248
	16	1,118	33	37	3	3	0	325
	17	1,860	47	58	9	13	0	570
	18	1,586	44	45	17	22	0	577
	19	812	16	20	4	5	0	231
	20	1,368	39	39	13	15	0	407
	21	682	14	19	10	7	0	191
	22	1,256	19	20	15	14	0	415
	23	776	25	26	4	7	0	254
	24	1,418	37	47	11	7	0	497
	25	826	21	20	8	11	0	209
	26	1,178	39	38	12	9	0	374
	27	862	28	27	4	5	0	259
	28	754	10	14	6	5	2	253
	29	638	13	13	7	7	1	175
	30	682	24	18	3	7	0	207
	31	48	0	0	1	1	0	14
Chili		30,070	851	918	237	284	5	9,339
Clarkson								
	1	1,128	38	40	9	11	0	408
	2	934	15	24	9	9	0	354
	3	954	21	24	11	10	0	302
	4	1,272	38	38	13	15	0	438
	5	978	43	43	8	9	0	321
	6	742	20	28	7	7	0	243
Clarkson		6,008	175	197	57	61	0	2,066
East Rochester								
	1	1,062	21	28	8	13	0	357
	2	886	17	21	10	13	0	352
	3	888	15	10	6	5	0	283
	4	814	14	12	5	12	0	274
	5	764	15	17	6	10	0	247
	6	732	10	15	7	5	0	258
	7	896	12	18	16	17	0	282
East Rochester		6,042	104	121	58	75	0	2,053
Gates								
	1	618	28	28	7	10	0	174
	2	778	12	16	7	8	0	263
	3	660	14	15	8	11	0	204
	4	850	24	20	7	11	0	256
	5	970	18	28	7	10	0	247
	6	934	16	25	9	12	0	289

COUNTY COURT JUDGE  
(VOTE FOR 2)  
DETAIL  
(PART 2 OF 2)

LEGISLATIVE DISTRICT OR TOWN	ELECTION DISTRICT	TOTAL VOTERS	JOHN J. CONNELL	PATRICIA D. MARKS	JOHN J. CONNELL	PATRICIA D. MARKS	SCATTER	BLANK AND VOID
			CON	CON	WOR	WOR		
Gates								
	7	1,292	35	39	11	7	0	404
	8	666	10	16	3	4	0	211
	9	976	18	26	7	8	1	345
	10	438	8	13	3	4	1	133
	11	638	15	18	8	8	0	194
	12	562	6	13	8	5	0	166
	13	922	24	30	10	15	0	295
	14	640	6	11	3	5	0	227
	15	1,102	27	27	11	12	0	352
	16	682	14	18	2	4	0	205
	17	770	13	18	8	7	0	239
	18	926	19	24	6	9	0	318
	19	826	22	22	6	11	0	241
	20	812	22	23	9	7	0	226
	21	780	12	12	6	6	0	270
	22	688	21	27	3	8	0	209
	23	796	23	31	8	8	0	262
	24	1,086	17	20	10	10	1	345
	25	774	15	16	4	6	0	249
	26	994	30	32	12	12	0	291
	27	992	13	14	9	4	1	319
	28	716	9	10	7	5	0	235
	29	824	26	24	8	13	0	252
	30	502	8	12	8	8	0	160
	31	654	12	7	6	8	0	179
	32	918	32	25	6	9	0	257
	33	432	12	8	4	3	0	136
	34	714	11	16	3	4	0	245
	35	598	8	9	7	8	0	163
Gates		27,530	600	693	241	280	4	8,561
Greece								
	1	786	24	28	5	6	0	225
	2	900	24	23	5	11	0	278
	3	880	17	21	3	11	0	305
	4	686	26	23	5	2	0	222
	5	652	11	11	7	7	0	234
	6	720	20	20	16	14	0	253
	7	954	16	14	10	6	1	342
	8	906	17	20	10	12	0	343
	9	792	17	23	9	8	0	269
	10	754	9	17	12	13	0	253
	11	542	16	12	1	4	0	193
	12	558	10	13	8	11	0	188
	13	738	21	15	2	5	1	224
	14	674	16	18	9	9	0	246
	15	732	24	23	7	7	0	254
	16	560	14	16	2	3	0	287
	17	1,024	32	32	1	4	0	358
	18	968	26	22	10	7	0	284
	19	752	10	10	12	9	0	278
	20	850	21	17	10	11	0	299

COUNTY COURT JUDGE  
(VOTE FOR 2)  
DETAIL  
(PART 2 OF 2)

LEGISLATIVE DISTRICT OR TOWN	ELECTION DISTRICT	TOTAL VOTERS	JOHN J. CONNELL	PATRICIA D. MARKS	JOHN J. CONNELL	PATRICIA D. MARKS	SCATTER	BLANK AND VOID
			CON	CON	WOR	WOR		
Greece								
	21	780	27	27	4	5	0	250
	22	662	17	20	7	6	0	216
	23	1,208	32	28	7	12	0	407
	24	1,604	41	38	11	12	0	520
	25	914	24	26	18	21	0	306
	26	794	16	17	9	7	1	258
	27	1,466	25	34	14	20	0	522
	28	1,098	30	35	12	15	0	370
	29	892	26	22	12	18	0	277
	30	620	10	16	3	5	0	201
	31	732	20	17	10	16	0	224
	32	944	21	22	17	18	0	344
	33	1,402	30	43	10	8	0	502
	34	896	20	20	4	7	0	304
	35	762	24	23	6	8	0	261
	36	1,024	19	20	5	7	1	370
	37	634	25	30	2	5	0	182
	38	1,098	32	26	13	14	0	344
	39	578	14	13	4	3	0	187
	40	730	15	12	6	5	0	251
	41	940	20	28	8	10	0	322
	42	826	14	17	9	11	0	264
	43	1,330	47	54	7	8	0	452
	44	1,176	29	33	7	9	0	418
	45	1,248	30	38	9	10	0	427
	46	626	15	12	10	10	0	202
	47	890	23	30	10	12	0	258
	48	724	8	15	3	2	0	249
	49	710	23	16	1	2	1	225
	50	902	28	26	10	12	0	288
	51	552	11	12	2	3	0	175
	52	1,142	25	34	7	6	0	380
	53	812	13	18	11	7	1	251
	54	962	32	24	10	10	1	316
	55	750	19	18	1	3	0	287
	56	1,070	22	22	5	8	0	345
	57	1,096	23	31	7	9	0	380
	58	1,134	30	31	4	7	0	371
	59	902	15	19	7	5	1	265
	60	816	16	20	8	3	0	270
	61	858	24	24	12	10	0	278
	62	1,154	32	24	4	8	0	407
	63	960	25	22	6	8	0	320
	64	788	15	20	4	4	0	272
	65	886	8	9	5	5	0	285
	66	614	16	13	2	3	0	202
	67	740	23	15	6	6	1	231
	68	988	30	36	6	7	0	321
	69	614	19	11	4	4	0	189
	70	1,030	26	20	13	13	0	364
	71	1,082	30	27	9	9	0	345
	72	1,052	34	33	3	4	0	348

COUNTY COURT JUDGE  
(VOTE FOR 2)  
DETAIL  
(PART 2 OF 2)

LEGISLATIVE DISTRICT OR TOWN	ELECTION DISTRICT	TOTAL VOTERS	JOHN J. CONNELL	PATRICIA D. MARKS	JOHN J. CONNELL	PATRICIA D. MARKS	SCATTER	BLANK AND VOID
			CON	CON	WOR	WOR		
Greece								
	73	604	12	15	4	9	0	201
	74	834	14	22	12	11	0	256
	75	776	13	9	5	8	0	272
	76	666	22	20	6	7	1	223
	77	978	31	23	8	10	0	296
	78	700	8	9	4	5	0	249
	79	1,194	29	32	13	11	2	416
	80	1,088	33	37	10	10	0	407
	81	624	15	14	0	0	0	193
	82	874	24	22	16	15	0	274
	83	732	12	8	5	8	0	250
	84	1,066	20	26	8	7	0	357
	85	1,162	40	44	7	10	0	408
	86	1,132	31	34	3	5	0	390
	87	782	12	14	3	2	0	280
	88	934	31	25	4	7	0	303
	89	784	16	19	4	5	0	297
	90	1,052	34	31	5	6	0	392
	91	1,434	39	28	8	13	1	492
	92	1,556	31	29	11	14	0	502
	93	1,168	25	29	9	12	0	334
	94	870	19	24	6	4	0	299
	95	812	14	16	3	7	0	282
	96	1,054	32	25	6	9	0	352
	97	1,260	43	48	7	5	0	396
	98	1,190	25	28	16	17	0	389
	99	1,004	26	22	10	11	0	360
	100	1,108	20	27	8	10	0	442
	101	672	15	19	5	9	0	218
	102	1,316	27	33	14	16	0	489
	103	1,110	41	32	6	7	0	392
	104	1,108	23	18	10	12	0	360
	105	706	10	20	4	6	0	222
	106	846	25	20	9	8	0	263
Greece		96,836	2,376	2,441	777	896	13	32,594
Hamlin								
	1	886	34	32	8	9	0	254
	2	978	30	22	5	9	0	339
	3	690	18	12	10	10	0	256
	4	662	21	15	4	10	0	230
	5	844	22	24	12	16	0	315
	6	612	14	18	5	8	0	206
	7	1,118	31	28	18	20	0	371
	8	718	18	21	4	6	0	267
	9	586	10	12	4	6	0	219
	10	1,008	36	33	6	9	0	349
	11	172	4	3	4	4	0	57
Hamlin		8,274	238	220	80	107	0	2,863
Henrietta								
	1	1,160	38	52	13	12	0	331

COUNTY COURT JUDGE  
(VOTE FOR 2)  
DETAIL  
(PART 2 OF 2)

LEGISLATIVE DISTRICT OR TOWN	ELECTION DISTRICT	TOTAL VOTERS	JOHN J. CONNELL	PATRICIA D. MARKS	JOHN J. CONNELL	PATRICIA D. MARKS	SCATTER	BLANK AND VOID
			CON	CON	WOR	WOR		
Henrietta								
	2	870	25	26	8	10	0	295
	3	786	11	12	8	9	0	259
	4	824	18	17	10	10	0	195
	5	938	22	20	5	7	0	301
	6	920	27	29	7	4	0	278
	7	764	23	23	2	5	0	205
	8	882	13	19	8	10	0	276
	9	798	20	14	4	9	0	250
	10	908	19	22	8	8	0	299
	11	892	21	19	9	9	0	274
	12	872	26	21	4	5	0	241
	13	1,114	27	24	10	12	0	330
	14	762	13	20	10	12	0	246
	15	982	24	21	18	22	0	309
	16	698	19	20	9	10	0	206
	17	996	27	23	3	5	0	270
	18	1,048	24	24	5	6	0	343
	19	852	30	33	6	6	0	259
	20	640	15	19	3	1	0	185
	21	694	21	23	6	8	0	161
	22	1,202	29	37	5	6	0	311
	23	928	15	20	11	18	0	255
	24	954	15	23	6	8	0	272
	25	836	28	28	4	3	0	234
	26	1,508	52	46	12	11	0	423
	27	1,296	29	28	7	8	0	424
	28	1,038	20	20	3	5	0	319
	29	1,232	23	26	11	13	2	351
	30	1,684	37	40	21	22	0	509
	31	662	22	15	3	5	0	192
	32	1,036	8	13	9	9	0	272
	33	732	16	15	8	14	2	221
	34	618	8	11	9	8	0	195
	35	1,122	23	26	6	11	0	349
Henrietta		33,248	788	829	271	321	4	9,840
Irondequoit								
	1	1,048	16	15	5	10	1	337
	2	710	12	14	4	5	0	170
	3	1,048	19	23	15	15	1	336
	4	814	14	15	7	8	0	237
	5	876	13	15	12	14	0	231
	6	1,190	23	34	12	12	0	283
	7	1,110	29	32	6	9	0	253
	8	966	31	32	9	5	0	258
	9	948	12	10	2	5	0	313
	10	854	16	24	3	7	0	218
	11	542	14	18	4	3	0	167
	12	756	17	22	11	10	0	214
	13	1,152	17	23	11	9	0	262
	14	1,028	15	23	16	11	0	301
	15	1,014	32	32	12	9	0	247

COUNTY COURT JUDGE  
(VOTE FOR 2)  
DETAIL  
(PART 2 OF 2)

LEGISLATIVE DISTRICT OR TOWN	ELECTION DISTRICT	TOTAL VOTERS	JOHN J. CONNELL	PATRICIA D. MARKS	JOHN J. CONNELL	PATRICIA D. MARKS	SCATTER	BLANK AND VOID
			CON	CON	WOR	WOR		
Irondequoit	16	1,042	15	16	6	8	0	294
	17	600	11	11	2	5	0	160
	18/71/72	1,332	24	29	11	14	1	360
	19	1,028	22	20	7	9	0	270
	20	736	18	21	1	3	0	196
	21	882	17	18	4	8	0	217
	22	918	34	31	10	13	1	221
	23	784	11	17	3	6	0	212
	24	804	25	20	7	12	0	209
	25	890	23	23	8	8	0	263
	26	656	6	6	7	6	1	227
	27	530	20	18	5	5	0	135
	28	706	23	21	8	5	0	229
	29	792	9	12	5	7	0	250
	30	776	20	19	10	6	0	213
	31	822	9	12	5	5	0	219
	32	920	14	17	8	8	0	228
	33	648	8	13	4	6	0	176
	34	1,262	26	27	9	9	0	376
	35	628	9	16	7	6	0	151
	36	652	5	7	7	4	0	191
	37	708	13	17	3	6	0	200
	38	634	11	13	7	10	0	174
	39	540	6	2	0	1	0	156
	40	528	12	7	3	5	0	147
	41	886	6	9	7	12	2	264
	42	842	27	28	6	6	1	221
	43	690	9	12	10	10	0	237
	44	1,418	28	30	12	11	2	346
	45	688	9	9	2	1	0	194
	46	908	21	22	9	10	0	267
	47	336	6	9	2	3	0	82
	48	814	23	21	9	9	1	235
	49	762	21	18	7	7	1	203
	50	670	5	8	2	6	0	190
	51	1,000	20	22	5	5	0	278
	52	1,026	19	20	2	8	0	315
	53	756	10	14	7	6	0	252
	54	324	3	7	3	5	0	86
	55	962	20	22	10	14	0	248
	56	760	19	22	6	10	0	197
	57	1,208	20	21	5	10	1	343
	58	946	20	24	14	14	0	296
	59	776	17	17	2	4	0	218
	60	898	22	22	5	5	0	273
	61	1,060	19	18	4	5	0	310
	62	882	24	24	7	11	0	226
	63	656	13	16	3	9	0	188
	64	490	14	20	6	5	1	110
	65	562	8	8	5	5	1	160
	66	494	6	5	2	4	0	138
	67	710	14	14	6	9	0	197

COUNTY COURT JUDGE  
(VOTE FOR 2)  
DETAIL  
(PART 2 OF 2)

LEGISLATIVE DISTRICT OR TOWN	ELECTION DISTRICT	TOTAL VOTERS	JOHN J. CONNELL	PATRICIA D. MARKS	JOHN J. CONNELL	PATRICIA D. MARKS	SCATTER	BLANK AND VOID
			CON	CON	WOR	WOR		
Irondequoit								
	68	888	12	18	5	9	2	281
	69	456	2	3	4	4	0	121
	70	264	6	5	6	5	0	64
		<u>57,006</u>	<u>1,114</u>	<u>1,233</u>	<u>449</u>	<u>529</u>	<u>17</u>	<u>15,841</u>
Mendon								
	1	1,410	36	38	8	10	0	403
	2	1,112	23	23	9	11	0	327
	3	1,340	42	45	6	9	0	389
	4	1,078	18	21	15	15	0	341
	5	1,288	31	30	8	10	0	404
	6	1,134	20	25	14	14	0	327
	7	1,346	35	29	4	6	0	445
	8	584	17	17	5	4	0	186
	9	1,070	33	28	6	6	1	324
		<u>10,362</u>	<u>255</u>	<u>256</u>	<u>75</u>	<u>85</u>	<u>1</u>	<u>3,146</u>
Ogden								
	1	934	36	36	5	5	0	296
	2	998	34	35	8	9	0	313
	3	1,256	34	39	5	9	1	436
	4	938	34	37	9	14	0	305
	5	986	35	36	9	9	1	313
	6	1,222	31	33	9	16	0	411
	7	572	17	19	2	6	0	213
	8	988	36	37	7	10	0	341
	9	942	33	30	5	6	0	320
	10	918	27	24	6	7	0	285
	11	932	32	38	7	9	0	305
	12	1,124	34	47	9	10	0	350
	13	1,008	27	34	10	11	0	344
	14	944	32	33	7	5	0	301
	15	1,208	34	43	10	14	0	423
	16	632	26	26	2	3	0	228
	17	830	20	15	7	8	0	303
	18	1,178	27	34	11	15	0	399
	19	1,042	38	35	6	7	0	316
	20	1,176	46	54	7	8	0	391
		<u>19,828</u>	<u>633</u>	<u>685</u>	<u>141</u>	<u>181</u>	<u>2</u>	<u>6,593</u>
Parma								
	1	1,112	34	36	10	14	0	347
	2	1,312	44	54	6	6	0	449
	3	918	30	37	9	8	0	340
	4	1,012	27	29	10	12	0	371
	5	766	26	34	8	7	0	249
	6	504	13	18	2	2	0	180
	7	992	34	33	16	16	0	336
	8	1,070	33	34	13	8	0	344
	9	1,106	29	28	9	9	2	379
	10	1,052	53	48	6	6	0	379
	11	1,058	30	29	10	13	0	365



COUNTY COURT JUDGE  
(VOTE FOR 2)  
DETAIL  
(PART 2 OF 2)

LEGISLATIVE DISTRICT OR TOWN	ELECTION DISTRICT	TOTAL VOTERS	JOHN J. CONNELL	PATRICIA D. MARKS	JOHN J. CONNELL	PATRICIA D. MARKS	SCATTER	BLANK AND VOID
			CON	CON	WOR	WOR		
Parma								
	12	1,134	23	27	10	16	0	395
	13	1,398	38	33	18	16	0	475
	14	1,002	37	39	10	13	0	374
	15	1,014	27	34	6	7	0	398
Parma		15,450	478	513	143	153	2	5,381
Penfield								
	1	472	10	14	1	3	0	153
	2	1,056	21	23	8	6	0	306
	3	740	20	26	1	3	0	230
	4	1,358	43	41	11	11	0	422
	5	988	16	19	6	6	0	270
	6	928	25	32	8	5	0	272
	7	900	33	33	8	11	0	189
	8	952	9	12	8	11	0	290
	9	1,192	28	35	6	6	2	279
	10	842	16	20	5	8	0	239
	11	664	11	14	2	4	0	186
	12	1,090	24	28	6	6	0	318
	13	1,240	35	32	3	4	0	372
	14	1,190	40	46	6	10	1	375
	15	1,200	20	27	11	13	0	327
	16	506	13	16	4	4	0	158
	17	1,070	26	28	6	9	0	309
	18	680	20	24	7	8	0	154
	19	1,336	23	30	12	9	0	349
	20	1,208	28	31	9	8	1	358
	21	1,144	23	21	7	12	1	276
	22	964	23	23	10	9	0	226
	23	1,316	32	41	4	3	1	372
	24	1,354	35	41	5	6	0	367
	25	920	20	22	7	7	0	276
	26	700	10	15	6	7	0	215
	27	1,160	29	35	1	3	0	264
	28	930	16	23	4	5	0	279
	29	1,378	31	26	13	12	1	402
	30	1,620	38	40	8	11	0	494
	31	694	12	9	6	8	0	183
	32	706	7	11	3	5	1	206
	33	918	17	26	3	7	0	223
	34	778	11	13	0	1	0	248
	35	1,138	26	29	3	3	0	323
	36	954	12	11	2	6	0	285
	37	1,650	38	41	9	12	0	488
	38	742	14	23	3	4	0	235
	39	720	17	20	5	4	0	214
	40	1,024	22	16	4	9	0	347
Penfield		40,422	894	1,017	231	279	8	11,479
Perinton								
	1	1,334	36	35	3	4	0	385
	2	1,260	27	36	3	5	0	351

COUNTY COURT JUDGE  
(VOTE FOR 2)  
DETAIL  
(PART 2 OF 2)

LEGISLATIVE DISTRICT OR TOWN	ELECTION DISTRICT	TOTAL VOTERS	JOHN J. CONNELL	PATRICIA D. MARKS	JOHN J. CONNELL	PATRICIA D. MARKS	SCATTER	BLANK AND VOID
			CON	CON	WOR	WOR		
Perinton								
	3	890	16	19	7	5	0	255
	4	838	15	19	16	13	0	228
	5	598	10	13	4	5	0	195
	6	902	27	23	8	10	0	237
	7	1,092	21	17	6	4	0	313
	8	1,000	25	34	5	5	0	273
	9	1,332	34	41	13	9	0	431
	10	1,192	28	31	7	6	1	357
	11	770	10	9	4	5	0	213
	12	984	18	17	4	6	0	235
	13	852	17	23	3	5	0	237
	14	1,002	21	21	10	9	0	255
	15	1,022	24	24	8	6	0	307
	16	836	11	16	2	4	0	245
	17	1,032	16	16	6	8	0	305
	18	960	25	23	7	8	0	271
	19	924	23	27	8	4	0	243
	20	976	18	21	2	3	1	293
	21	1,080	12	22	6	5	0	377
	22	704	9	13	5	7	0	192
	23	1,046	27	32	6	6	0	302
	24	1,562	32	36	7	5	0	480
	25	728	13	11	17	19	0	202
	26	1,082	34	30	6	6	2	296
	27	820	19	23	6	8	0	226
	28	800	19	14	2	2	0	240
	29	634	8	14	9	8	0	180
	30	976	24	32	4	3	0	268
	31	1,238	27	36	5	4	0	367
	32	926	20	9	5	3	0	283
	33	1,044	28	26	5	8	1	288
	34	1,130	23	28	7	8	0	351
	35	888	22	26	4	5	0	241
	36	726	16	20	4	5	0	212
	37	1,022	27	33	5	5	0	298
	38	1,252	28	31	6	10	0	364
	39	1,218	39	42	14	15	0	345
	40	766	18	21	10	12	0	206
	41	684	22	24	6	2	0	179
	42	1,042	18	19	5	3	1	315
	43	1,380	38	43	8	11	0	359
	44	822	12	13	3	2	1	210
	45	1,664	38	47	8	8	0	512
	46	602	18	15	3	2	0	155
	47	1,060	30	28	2	3	0	320
	48	806	14	22	2	4	0	232
	49	856	12	14	2	3	0	253
	50	454	8	6	4	6	0	144
	51	1,016	25	34	4	4	0	279
	52	1,080	21	19	5	5	1	330
	53	842	24	23	3	4	0	232
	54	1,690	37	34	5	4	0	473

COUNTY COURT JUDGE  
(VOTE FOR 2)  
DETAIL  
(PART 2 OF 2)

LEGISLATIVE DISTRICT OR TOWN	ELECTION DISTRICT	TOTAL VOTERS	JOHN J. CONNELL	PATRICIA D. MARKS	JOHN J. CONNELL	PATRICIA D. MARKS	SCATTER	BLANK AND VOID
			CON	CON	WOR	WOR		
Perinton								
	55	918	19	19	2	2	0	250
	56	1,270	26	37	1	2	1	409
Perinton		55,624	1,229	1,361	322	333	9	15,999
Pittsford								
	1	828	23	22	12	11	0	239
	2	914	15	18	7	6	0	251
	3	1,328	18	24	4	7	0	414
	4	1,142	28	31	7	4	0	321
	5	740	10	13	8	9	1	194
	6	1,034	13	15	4	5	0	272
	7	514	16	8	2	2	0	120
	8	952	18	32	3	4	0	276
	9	1,032	20	19	7	7	0	258
	10	1,798	29	29	11	10	0	566
	11	896	16	14	12	11	0	280
	12	916	18	14	4	5	1	269
	13	704	16	18	5	1	0	182
	14	736	19	23	4	6	0	177
	15	814	20	12	3	4	0	269
	16	800	16	16	2	2	1	227
	17	1,266	15	26	5	7	1	342
	18	1,008	7	14	4	4	0	236
	19	620	22	20	9	7	0	151
	20	964	20	21	7	8	0	236
	21	1,150	9	16	8	7	0	292
	22	1,184	22	27	7	8	0	315
	23	860	25	26	3	6	0	237
	24	1,158	16	24	2	1	0	342
	25	1,054	16	14	0	2	3	264
	26	980	34	39	12	9	0	223
	27	902	28	24	7	6	0	248
	28	866	8	11	4	3	0	242
	29	922	17	21	6	7	0	274
	30	842	17	18	7	7	0	230
	31	1,182	20	27	3	4	0	324
	32	1,012	17	21	7	7	0	302
	33	1,308	31	29	5	9	0	398
Pittsford		32,426	619	686	191	196	7	8,971
Riga								
	1	1,330	31	35	11	12	0	485
	2	1,024	42	35	6	6	0	331
	3	846	21	26	4	3	0	272
	4	1,012	25	25	12	16	0	350
	5	952	27	33	5	6	0	359
	6	870	28	25	5	6	0	322
Riga		6,034	174	179	43	49	0	2,119
Rush								
	1	1,096	20	25	7	9	0	378
	2	880	22	16	5	6	0	283

COUNTY COURT JUDGE  
(VOTE FOR 2)  
DETAIL  
(PART 2 OF 2)

LEGISLATIVE DISTRICT OR TOWN	ELECTION DISTRICT	TOTAL VOTERS	JOHN J. CONNELL	PATRICIA D. MARKS	JOHN J. CONNELL	PATRICIA D. MARKS	SCATTER	BLANK AND VOID
			CON	CON	WOR	WOR		
Rush								
	3	1,112	24	21	13	16	0	329
	4	1,182	30	37	6	8	0	370
		<u>4,270</u>	<u>96</u>	<u>99</u>	<u>31</u>	<u>39</u>	<u>0</u>	<u>1,360</u>
Sweden								
	1	922	31	31	11	10	0	325
	2	750	15	15	9	10	0	252
	3	1,262	24	28	10	11	0	397
	4	1,316	43	37	10	7	0	378
	5	320	10	8	4	2	0	78
	6	958	27	25	9	11	0	310
	7	1,028	26	36	4	4	0	293
	8	814	24	28	13	11	0	292
	9	750	24	26	8	7	0	259
	10	1,268	29	41	6	10	0	462
	11	428	8	11	5	6	0	152
	12	858	26	28	4	4	0	304
		<u>10,674</u>	<u>287</u>	<u>314</u>	<u>93</u>	<u>93</u>	<u>0</u>	<u>3,502</u>
Webster								
	1	1,050	28	30	4	7	0	288
	2	1,180	26	31	14	14	0	380
	3	910	18	27	5	8	0	236
	4	650	17	18	7	4	0	194
	5	1,134	31	35	9	8	0	339
	6	1,040	22	24	5	5	0	303
	7	1,170	27	27	7	7	0	359
	8	956	28	22	4	6	0	279
	9	1,342	36	39	11	12	0	407
	10	1,424	36	49	8	9	2	417
	11	964	23	25	4	8	0	266
	12	1,262	35	33	10	10	0	372
	13	948	23	16	7	9	1	268
	14	920	18	18	5	7	0	250
	15	752	25	22	5	6	0	211
	16	1,256	24	31	16	17	0	377
	17	928	27	32	8	6	2	282
	18	822	16	15	9	8	0	235
	19	1,364	41	48	9	5	0	389
	20	1,252	36	32	5	8	0	433
	21	1,278	36	35	16	14	0	382
	22	1,150	28	31	14	12	0	325
	23	950	26	27	7	8	0	228
	24	1,818	46	55	7	11	0	533
	25	1,116	24	25	7	7	0	380
	26	1,048	29	26	7	8	0	330
	27	886	26	27	2	5	0	295
	28	1,012	19	23	7	9	0	328
	29	832	20	21	6	7	0	234
	30	778	10	15	9	11	0	272
	31	928	20	22	4	7	0	326
	32	1,104	20	27	11	10	0	360

COUNTY COURT JUDGE  
(VOTE FOR 2)  
DETAIL  
(PART 2 OF 2)

LEGISLATIVE DISTRICT OR TOWN	ELECTION DISTRICT	TOTAL VOTERS	JOHN J. CONNELL	PATRICIA D. MARKS	JOHN J. CONNELL	PATRICIA D. MARKS	SCATTER	BLANK AND VOID
			CON	CON	WOR	WOR		
Webster								
	33	1,102	28	28	6	8	0	280
	34	640	16	17	4	3	0	185
	35	676	24	27	13	14	0	166
	36	998	19	20	3	5	0	291
	37	1,308	33	32	4	7	0	364
	38	1,352	33	39	7	10	0	379
	39	904	15	15	3	0	0	250
	40	1,318	24	29	4	1	0	409
	41	866	17	21	9	7	0	275
	42	922	21	27	7	4	0	265
	43	722	17	15	3	6	0	217
Webster		45,032	1,088	1,178	312	338	5	13,359
Wheatland								
	1	1,062	25	28	11	12	0	340
	2	1,016	27	22	12	13	0	339
	3	1,334	36	32	13	18	0	437
	4	1,044	31	26	11	9	0	357
	5	1,070	34	33	7	11	0	378
Wheatland		5,526	153	141	54	63	0	1,851
TOWNS		549,122	12,637	13,632	4,203	4,779	87	165,587
GRAND TOTAL:		687,948	14,331	15,406	6,245	6,968	112	201,031

COUNTY CLERK  
SUMMARY

LEGISLATIVE DISTRICT OR TOWN	TOTAL VOTERS	CHERYL DINOLFO	BOB COOK	CHERYL DINOLFO	CHERYL DINOLFO	BOB COOK	SCATTER	BLANK AND VOID
		REP	DEM	IND	CON	WOR		
Leg. Dist. 06	2,418	1,128	733	104	108	49	0	296
Leg. Dist. 07	1,203	525	395	72	44	23	0	144
Leg. Dist. 21	9,337	2,437	4,578	388	217	315	0	1,402
Leg. Dist. 22	5,338	620	3,228	148	76	125	0	1,141
Leg. Dist. 23	10,697	3,210	4,906	489	262	421	5	1,404
Leg. Dist. 24	6,023	1,745	2,854	272	124	291	1	736
Leg. Dist. 25	6,805	931	4,130	208	83	200	0	1,253
Leg. Dist. 26	4,983	1,763	1,897	229	177	140	4	773
Leg. Dist. 27	9,296	1,445	5,609	327	145	311	1	1,458
Leg. Dist. 28	6,033	1,663	2,704	248	164	159	1	1,094
Leg. Dist. 29	7,280	1,648	3,514	296	184	140	2	1,496
CITY	69,413	17,115	34,548	2,781	1,584	2,174	14	11,197
Brighton	19,230	7,757	7,940	758	431	401	2	1,941
Chili	15,035	8,065	3,549	602	732	255	0	1,832
Clarkson	3,004	1,630	710	116	175	48	0	325
East Rochester	3,021	1,331	864	126	110	63	0	527
Gates	13,765	6,820	3,777	541	626	203	2	1,796
Greece	48,418	25,541	11,446	2,068	2,289	717	3	6,354
Hamlin	4,137	2,350	820	147	213	71	0	536
Henrietta	16,624	7,931	5,075	690	709	267	3	1,949
Irondequoit	28,503	13,916	8,569	1,384	1,075	458	1	3,100
Mendon	5,181	2,914	1,302	170	212	73	0	510
Ogden	9,914	5,492	2,101	411	564	140	0	1,206
Parma	7,725	4,336	1,544	327	413	134	2	969
Penfield	20,211	10,723	5,297	775	789	237	2	2,388
Perinton	27,812	15,176	7,247	1,003	978	320	2	3,086
Pittsford	16,213	8,827	4,665	506	473	165	0	1,577
Riga	3,017	1,723	658	102	140	40	0	354
Rush	2,135	1,176	544	91	67	36	0	221
Sweden	5,337	2,562	1,483	197	256	106	0	733
Webster	22,516	11,737	5,681	884	956	294	2	2,962
Wheatland	2,763	1,427	698	110	130	50	0	348
TOWNS	274,561	141,434	73,970	11,008	11,338	4,078	19	32,714
GRAND TOTAL:	343,974	158,549	108,518	13,789	12,922	6,252	33	43,911

COUNTY CLERK  
DETAIL

LEGISLATIVE DISTRICT OR TOWN	ELECTION DISTRICT	TOTAL VOTERS	CHERYL DINOLFO	BOB COOK	CHERYL DINOLFO	CHERYL DINOLFO	BOB COOK	SCATTER	BLANK AND VOID
			REP	DEM	IND	CON	WOR		
Leg. Dist. 06									
	1	588	295	165	21	27	7	0	73
	2	286	129	88	9	16	9	0	35
	3	365	181	80	24	24	7	0	49
	4	405	178	140	17	19	6	0	45
	5	363	168	120	11	12	8	0	44
	6	411	177	140	22	10	12	0	50
Leg. Dist. 06		2,418	1,128	733	104	108	49	0	296
Leg. Dist. 07									
	1	544	264	161	31	16	8	0	64
	2	375	137	139	28	13	8	0	50
	3	284	124	95	13	15	7	0	30
Leg. Dist. 07		1,203	525	395	72	44	23	0	144
Leg. Dist. 21									
	1	434	127	191	32	11	13	0	60
	2	403	121	178	16	12	15	0	61
	3	239	59	107	11	11	6	0	45
	4	258	67	118	13	12	5	0	43
	5/16	458	144	205	23	12	22	0	52
	6	376	87	175	15	7	21	0	71
	7	522	182	223	32	11	9	0	65
	8	191	44	97	8	4	10	0	28
	9	386	100	196	18	10	12	0	50
	10	461	153	220	13	8	11	0	56
	11/29-17	223	50	109	12	5	6	0	41
	12	428	136	189	22	8	13	0	60
	13	203	31	115	8	2	17	0	30
	14	483	151	208	22	12	15	0	75
	15	460	138	214	14	13	15	0	66
	17/28	370	94	174	18	13	16	0	55
	18	314	57	174	5	6	9	0	63
	19	151	19	105	1	1	3	0	22
	20	198	72	91	11	3	7	0	14
	21	347	98	177	9	9	8	0	46
	22	415	55	246	11	12	10	0	81
	23	287	62	151	10	5	17	0	42
	24	395	147	164	14	11	14	0	45
	25	331	54	186	20	4	12	0	55
	26	283	36	177	6	3	10	0	51
	27	210	24	130	2	4	6	0	44
	29	134	35	62	5	0	4	0	28
	30	25	8	12	0	0	0	0	5
	31/34	163	34	91	11	1	5	0	21
	32	22	5	9	2	2	0	0	4
	33	167	47	84	4	5	4	0	23

COUNTY CLERK  
DETAIL

LEGISLATIVE DISTRICT OR TOWN	ELECTION DISTRICT	TOTAL VOTERS	CHERYL DINOLFO	BOB COOK	CHERYL DINOLFO	CHERYL DINOLFO	BOB COOK	SCATTER	BLANK AND VOID
			REP	DEM	IND	CON	WOR		
Leg. Dist. 21		9,337	2,437	4,578	388	217	315	0	1,402
Leg. Dist. 22									
	1	416	74	237	16	3	12	0	74
	2	133	11	77	4	0	3	0	38
	3	309	43	182	10	2	4	0	68
	4	132	14	72	4	2	7	0	33
	5	278	30	180	6	6	4	0	52
	6	250	11	162	7	4	7	0	59
	7	162	9	106	2	3	3	0	39
	8	268	39	157	5	7	9	0	51
	9	220	25	124	5	7	4	0	55
	10	214	16	143	5	1	1	0	48
	11	273	27	171	9	6	6	0	54
	12	189	12	127	2	0	2	0	46
	13	123	6	83	3	2	5	0	24
	14	277	47	161	5	1	7	0	56
	15	282	26	190	5	2	10	0	49
	16	139	18	83	3	0	4	0	31
	17	123	11	82	8	3	0	0	19
	18	166	15	104	4	1	5	0	37
	19	200	28	117	6	5	3	0	41
	20	268	42	153	9	4	5	0	55
	21	221	17	147	6	2	5	0	44
	22	328	43	187	8	6	9	0	75
	23	215	25	127	11	7	5	0	40
	24	152	31	56	5	2	5	0	53
Leg. Dist. 22		5,338	620	3,228	148	76	125	0	1,141
Leg. Dist. 23									
	1	229	70	106	14	2	10	0	27
	2	492	99	242	22	8	36	0	85
	3	320	76	162	17	10	17	0	38
	4	611	174	290	26	17	24	1	79
	5	499	143	215	33	4	22	0	82
	6	257	95	111	16	3	2	1	29
	7	491	147	231	22	2	30	0	59
	8	437	125	214	17	7	18	0	56
	9	279	80	143	13	5	7	0	31
	10	374	98	171	21	8	11	1	64
	11	409	115	200	19	13	13	0	49
	12	448	137	214	19	12	13	0	53
	13	303	98	121	17	18	12	0	37
	14	408	102	205	16	9	14	0	62
	15	307	79	144	11	7	11	1	54
	16	446	115	207	24	15	16	0	69
	17	480	170	179	25	18	26	0	62
	18	444	166	165	32	15	12	0	54



COUNTY CLERK  
DETAIL

LEGISLATIVE DISTRICT OR TOWN	ELECTION DISTRICT	TOTAL VOTERS	CHERYL DINOLFO	BOB COOK	CHERYL DINOLFO	CHERYL DINOLFO	BOB COOK	SCATTER	BLANK AND VOID
			REP	DEM	IND	CON	WOR		
Leg. Dist. 23									
	19	388	159	134	18	12	9	0	56
	20	410	109	225	9	5	21	0	41
	21	355	109	177	14	7	13	0	35
	22	286	102	122	10	8	16	0	28
	23	235	39	125	11	3	16	0	41
	24	401	111	199	6	8	10	0	67
	25	508	174	241	16	9	18	1	49
	26	579	210	256	28	22	17	0	46
	27	301	108	107	13	15	7	0	51
Leg. Dist. 23		10,697	3,210	4,906	489	262	421	5	1,404
Leg. Dist. 24									
	1	446	89	264	17	12	36	0	28
	2	341	75	192	7	3	25	0	39
	3	397	112	195	21	5	23	0	41
	4	417	107	211	23	11	11	0	54
	5	391	152	161	16	9	11	0	42
	6	287	99	126	13	5	12	0	32
	7	260	84	113	10	9	7	0	37
	8	408	144	185	15	14	18	0	32
	9	278	112	104	8	9	13	0	32
	10	465	120	210	32	8	40	0	55
	11	311	93	137	12	8	5	0	56
	12	177	55	80	11	0	1	0	30
	13	389	110	189	18	5	22	0	45
	14	443	102	223	25	9	26	0	58
	15	462	130	217	20	7	17	0	71
	16	420	118	198	20	9	22	1	52
	17	131	43	49	4	1	2	0	32
Leg. Dist. 24		6,023	1,745	2,854	272	124	291	1	736
Leg. Dist. 25									
	1	425	87	250	11	7	10	0	60
	2	307	22	197	8	3	7	0	70
	3	420	39	296	10	4	7	0	64
	4	114	13	63	1	1	1	0	35
	5	305	17	226	4	2	6	0	50
	6	366	60	184	13	3	21	0	85
	7	333	24	216	7	2	11	0	73
	8	414	26	281	13	4	4	0	86
	9	191	10	142	5	1	2	0	31
	10	341	38	212	13	3	10	0	65
	11	284	14	203	5	2	5	0	55
	12	450	97	225	19	10	32	0	67
	13	290	14	209	9	1	9	0	48
	14/24	473	113	232	24	9	17	0	78
	15	255	12	183	3	4	4	0	49

COUNTY CLERK  
DETAIL

LEGISLATIVE DISTRICT OR TOWN	ELECTION DISTRICT	TOTAL VOTERS	CHERYL DINOLFO	BOB COOK	CHERYL DINOLFO	CHERYL DINOLFO	BOB COOK	SCATTER	BLANK AND VOID
			REP	DEM	IND	CON	WOR		
Leg. Dist. 25									
	16	95	28	43	2	3	3	0	16
	17	181	15	115	4	1	4	0	42
	18	413	77	236	16	9	12	0	63
	19	27	5	17	1	1	1	0	2
	20/25	415	100	222	8	6	6	0	73
	21	232	58	108	12	0	4	0	50
	22	244	41	143	16	4	8	0	32
	23/27-24	230	21	127	4	3	16	0	59
Leg. Dist. 25		6,805	931	4,130	208	83	200	0	1,253
Leg. Dist. 26									
	1	325	77	163	11	11	11	0	52
	2	158	48	71	4	5	8	1	21
	3	263	128	80	7	8	5	0	35
	4	310	142	82	7	20	7	0	52
	5	330	121	125	10	14	7	1	52
	7	366	129	132	20	10	7	0	68
	8	389	123	164	18	10	8	0	66
	9	370	132	130	18	16	16	2	56
	10	426	138	142	27	24	14	0	81
	11	380	194	94	15	14	9	0	54
	12	438	162	178	23	6	14	0	55
	13	29	9	13	1	0	2	0	4
	14	370	106	163	18	14	13	0	56
	15	359	105	176	18	11	6	0	43
	16	470	149	184	32	14	13	0	78
	17	0	0	0	0	0	0	0	0
Leg. Dist. 26		4,983	1,763	1,897	229	177	140	4	773
Leg. Dist. 27									
	1	434	96	244	18	6	9	0	61
	2	396	76	231	14	5	13	0	57
	3	407	78	219	11	8	25	0	66
	4	460	89	255	20	13	16	0	67
	5	449	71	266	18	5	16	0	73
	6	416	70	251	15	8	9	0	63
	7	440	78	251	15	7	18	0	71
	8	449	64	264	12	4	10	0	95
	9	419	46	278	10	4	24	0	57
	10	391	83	210	15	9	15	0	59
	11	447	90	259	25	8	8	0	57
	12	350	52	212	10	6	9	0	61
	13	411	42	266	15	5	9	0	74
	14	304	36	208	4	4	9	0	43
	15	355	36	227	13	3	14	0	62
	16	419	53	262	5	6	21	0	72
	17	211	52	117	6	3	4	0	29

COUNTY CLERK  
DETAIL

LEGISLATIVE DISTRICT OR TOWN	ELECTION DISTRICT	TOTAL VOTERS	CHERYL DINOLFO	BOB COOK	CHERYL DINOLFO	CHERYL DINOLFO	BOB COOK	SCATTER	BLANK AND VOID
			REP	DEM	IND	CON	WOR		
Leg. Dist. 27									
	18	313	40	206	11	2	8	0	46
	19	401	35	271	20	6	15	0	54
	20	260	19	183	7	2	12	0	37
	21	210	30	135	6	5	3	1	30
	22	418	37	271	11	8	20	0	71
	23	256	30	163	14	2	3	0	44
	27	351	97	154	20	8	10	0	62
	28	329	45	206	12	8	11	0	47
Leg. Dist. 27		9,296	1,445	5,609	327	145	311	1	1,458
Leg. Dist. 28									
	1	255	76	129	2	3	9	0	36
	2	322	100	137	10	12	4	0	59
	3	240	55	112	10	7	4	0	52
	4	425	120	185	19	11	8	0	82
	5	210	97	68	8	2	3	0	32
	6	270	82	126	18	2	5	0	37
	7	446	145	191	8	7	8	0	87
	8	336	71	155	9	5	8	0	88
	9	209	62	91	12	5	7	0	32
	10	221	53	94	13	16	9	0	36
	11/25	380	94	169	13	11	16	0	77
	12	184	36	101	5	5	7	0	30
	13	326	73	145	16	14	5	0	73
	14	351	76	178	10	14	7	1	65
	15	159	33	74	8	7	6	0	31
	16	258	100	93	8	7	9	0	41
	17	126	28	59	6	2	5	0	26
	18	433	116	197	26	13	17	0	64
	19	17	0	10	0	0	0	0	7
	21	245	80	96	16	11	6	0	36
	22	193	38	93	12	3	2	0	45
	23	360	110	165	17	6	12	0	50
	24	67	18	36	2	1	2	0	8
Leg. Dist. 28		6,033	1,663	2,704	248	164	159	1	1,094
Leg. Dist. 29									
	1	48	9	27	3	2	0	0	7
	2	125	19	63	5	2	4	0	32
	3	254	49	139	6	6	4	1	49
	4	403	106	183	19	14	6	0	75
	5	395	104	181	14	13	13	0	70
	6	286	88	129	22	11	5	0	31
	7	45	4	21	1	0	2	0	17
	8	358	96	173	9	10	5	0	65
	9	291	89	118	7	7	4	0	66
	10	370	79	191	16	8	6	0	70

COUNTY CLERK  
DETAIL

LEGISLATIVE DISTRICT OR TOWN	ELECTION DISTRICT	TOTAL VOTERS	CHERYL DINOLFO	BOB COOK	CHERYL DINOLFO	CHERYL DINOLFO	BOB COOK	SCATTER	BLANK AND VOID
			REP	DEM	IND	CON	WOR		
Leg. Dist. 29									
	11	269	89	120	15	5	4	0	36
	12	330	66	187	7	11	4	0	55
	13	324	39	170	15	4	5	0	91
	14	294	81	137	16	9	9	0	42
	15	275	55	122	11	9	4	0	74
	16	137	24	68	8	2	8	0	27
	18	305	107	125	9	11	6	0	47
	19	316	71	150	16	7	2	0	70
	20	477	56	278	12	8	13	0	110
	21	397	108	178	27	9	6	0	69
	22	171	27	88	5	3	2	0	46
	23	284	46	114	10	2	3	1	108
	24	456	104	203	22	15	12	0	100
	25	290	87	121	10	9	4	0	59
	26	251	24	149	7	5	5	0	61
	27	129	21	79	4	2	4	0	19
Leg. Dist. 29		7,280	1,648	3,514	296	184	140	2	1,496
CITY		69,413	17,115	34,548	2,781	1,584	2,174	14	11,197
Brighton									
	1	505	223	200	17	8	11	0	46
	2	336	140	121	17	12	9	0	37
	3	389	171	145	12	5	8	0	48
	4	438	152	214	17	8	13	0	34
	5	437	134	224	14	7	16	0	42
	6	615	268	236	24	17	18	0	52
	7	428	173	167	15	18	13	0	42
	8	446	255	124	14	9	4	0	40
	9	379	136	169	17	5	14	0	38
	10	467	193	202	11	9	8	0	44
	11	530	210	207	24	12	20	0	57
	12	545	198	267	21	8	8	0	43
	13	352	156	141	5	12	10	0	28
	14	369	130	160	23	7	9	0	40
	15	368	169	122	12	15	9	0	41
	16	325	198	86	8	4	2	0	27
	17	254	50	156	7	2	2	0	37
	18	420	168	172	22	4	13	0	41
	19	289	116	128	10	13	6	0	16
	20	376	138	151	16	6	11	0	54
	21	383	129	182	20	10	9	0	33
	22	484	200	207	16	5	7	0	49
	23	375	139	180	16	5	10	0	25
	24	341	140	125	19	13	11	1	32
	25	344	123	167	12	4	11	0	27
	26	389	164	138	16	18	8	1	44

COUNTY CLERK  
DETAIL

LEGISLATIVE DISTRICT OR TOWN	ELECTION DISTRICT	TOTAL VOTERS	CHERYL DINOLFO	BOB COOK	CHERYL DINOLFO	CHERYL DINOLFO	BOB COOK	SCATTER	BLANK AND VOID
			REP	DEM	IND	CON	WOR		
Brighton									
	27	362	133	176	8	6	10	0	29
	28	570	242	230	22	7	10	0	59
	29	324	145	122	15	14	4	0	24
	30	732	276	307	27	7	14	0	101
	31	372	156	155	11	9	3	0	38
	32	470	208	179	21	9	7	0	46
	33	505	237	212	13	9	5	0	29
	34	416	189	147	23	16	9	0	32
	35	406	154	170	22	6	10	0	44
	36	451	146	191	16	10	9	0	79
	37	511	183	225	21	8	5	0	69
	38	546	208	239	17	13	10	0	59
	39	364	159	137	18	10	9	0	31
	40	690	266	291	27	11	11	0	84
	41	508	191	218	20	16	6	0	57
	42	141	60	59	5	6	4	0	7
	43	496	210	194	23	18	5	0	46
	44	270	110	99	12	5	1	0	43
	45	307	134	104	25	10	6	0	28
	46	205	77	94	7	5	3	0	19
Brighton		19,230	7,757	7,940	758	431	401	2	1,941
Chili									
	1	387	228	79	10	24	5	0	41
	2	532	289	121	24	38	4	0	56
	3	587	296	168	23	29	12	0	59
	4	385	222	79	13	17	7	0	47
	5	410	240	83	19	17	6	0	45
	6	465	250	101	24	21	11	0	58
	7	269	139	51	17	16	6	0	40
	8	426	248	93	12	25	4	0	44
	9	395	223	92	15	23	2	0	40
	10	377	227	65	10	28	9	0	38
	11	570	294	153	22	23	11	0	67
	12	724	392	170	28	23	17	0	94
	13	668	386	137	23	36	7	0	79
	14	476	270	96	28	36	5	0	41
	15	432	252	83	11	29	9	0	48
	16	559	314	138	22	22	6	0	57
	17	930	539	200	32	40	11	0	108
	18	793	430	162	33	38	18	0	112
	19	406	207	119	16	14	5	0	45
	20	684	366	172	28	26	13	0	79
	21	341	190	78	15	12	7	0	39
	22	628	268	200	17	25	14	0	104
	23	388	221	74	11	18	10	0	54
	24	709	364	160	32	36	10	0	107

COUNTY CLERK  
DETAIL

LEGISLATIVE DISTRICT OR TOWN	ELECTION DISTRICT	TOTAL VOTERS	CHERYL DINOLFO	BOB COOK	CHERYL DINOLFO	CHERYL DINOLFO	BOB COOK	SCATTER	BLANK AND VOID
			REP	DEM	IND	CON	WOR		
Chili									
	25	413	136	166	27	19	7	0	58
	26	589	333	112	28	28	12	0	76
	27	431	203	112	22	31	7	0	56
	28	377	182	114	14	9	5	0	53
	29	319	177	73	15	13	5	0	36
	30	341	167	94	10	16	7	0	47
	31	24	12	4	1	0	3	0	4
Chili		15,035	8,065	3,549	602	732	255	0	1,832
Clarkson									
	1	564	311	127	16	40	6	0	64
	2	467	232	127	14	17	9	0	68
	3	477	260	132	15	13	12	0	45
	4	636	363	125	35	36	11	0	66
	5	489	270	108	20	40	6	0	45
	6	371	194	91	16	29	4	0	37
Clarkson		3,004	1,630	710	116	175	48	0	325
East Rochester									
	1	531	216	173	15	23	12	0	92
	2	443	196	113	21	15	13	0	85
	3	444	185	144	22	11	8	0	74
	4	407	188	112	27	15	3	0	62
	5	382	172	101	14	19	8	0	68
	6	366	159	97	14	9	7	0	80
	7	448	215	124	13	18	12	0	66
East Rochester		3,021	1,331	864	126	110	63	0	527
Gates									
	1	309	154	90	10	24	5	0	26
	2	389	185	111	22	18	7	0	46
	3	330	152	104	17	13	11	0	33
	4	425	206	119	23	24	7	0	46
	5	485	287	114	21	22	5	1	35
	6	467	227	127	21	17	12	0	63
	7	646	346	157	26	26	4	0	87
	8	333	193	65	10	14	1	0	50
	9	488	225	127	25	23	5	0	83
	10	219	113	57	6	7	3	0	33
	11	319	157	94	9	15	5	0	39
	12	281	139	86	9	11	3	0	33
	13	461	225	126	14	25	6	0	65
	14	320	167	76	17	11	4	0	45
	15	551	272	143	20	29	9	0	78
	16	341	148	125	5	17	2	0	44
	17	385	194	105	16	10	7	0	53
	18	463	251	111	15	23	6	0	57

COUNTY CLERK  
DETAIL

LEGISLATIVE DISTRICT OR TOWN	ELECTION DISTRICT	TOTAL VOTERS	CHERYL DINOLFO	BOB COOK	CHERYL DINOLFO	CHERYL DINOLFO	BOB COOK	SCATTER	BLANK AND VOID
			REP	DEM	IND	CON	WOR		
Gates									
	19	413	203	113	12	25	7	0	53
	20	406	179	129	17	26	11	0	44
	21	390	191	110	12	12	6	0	59
	22	344	171	83	19	23	3	0	45
	23	398	178	103	15	27	6	0	69
	24	543	269	145	20	18	9	1	81
	25	387	192	109	17	16	1	0	52
	26	497	260	127	22	25	8	0	55
	27	496	216	161	21	21	7	0	70
	28	358	161	107	17	8	5	0	60
	29	412	187	117	12	31	7	0	58
	30	251	105	80	11	13	8	0	34
	31	327	155	104	15	8	5	0	40
	32	459	231	131	20	17	7	0	53
	33	216	116	58	9	11	2	0	20
	34	357	191	87	7	11	4	0	57
	35	299	174	76	9	5	5	0	30
Gates		13,765	6,820	3,777	541	626	203	2	1,796
Greece									
	1	393	194	107	27	24	7	0	34
	2	450	246	104	21	24	7	0	48
	3	440	240	108	18	17	3	0	54
	4	343	184	75	14	23	4	0	43
	5	326	162	88	10	12	6	0	48
	6	360	179	77	11	24	9	0	60
	7	477	250	116	16	15	8	0	72
	8	453	220	123	21	21	5	0	63
	9	396	197	91	24	16	7	0	61
	10	377	188	104	18	17	7	0	43
	11	271	123	75	12	18	4	0	39
	12	279	137	82	5	10	4	0	41
	13	369	185	96	29	14	4	0	41
	14	337	182	78	14	17	10	0	36
	15	366	200	81	11	19	10	0	45
	16	280	135	80	15	11	2	0	37
	17	512	300	106	15	28	3	0	60
	18	484	256	122	23	30	6	0	47
	19	376	168	116	20	11	9	0	52
	20	425	213	112	14	16	10	0	60
	21	390	178	106	18	24	5	0	59
	22	331	168	81	13	18	4	0	47
	23	604	282	174	22	31	5	0	90
	24	802	453	164	34	37	14	0	100
	25	457	201	113	25	21	17	0	80
	26	397	186	111	15	22	13	0	50
	27	733	367	192	34	32	16	0	92

COUNTY CLERK  
DETAIL

LEGISLATIVE DISTRICT OR TOWN	ELECTION DISTRICT	TOTAL VOTERS	CHERYL DINOLFO	BOB COOK	CHERYL DINOLFO	CHERYL DINOLFO	BOB COOK	SCATTER	BLANK AND VOID
			REP	DEM	IND	CON	WOR		
Greece									
	28	549	299	115	20	29	9	0	77
	29	446	223	114	24	26	11	0	48
	30	310	164	77	11	15	3	0	40
	31	366	195	90	12	16	9	0	44
	32	472	224	121	22	20	13	0	72
	33	701	380	147	31	38	3	0	102
	34	448	238	107	17	23	4	0	59
	35	381	184	90	16	24	7	0	60
	36	512	295	110	15	20	6	1	65
	37	317	176	65	16	26	3	0	31
	38	549	301	135	15	28	12	0	58
	39	289	167	72	9	14	1	0	26
	40	365	190	95	15	12	4	0	49
	41	470	232	111	20	20	12	0	75
	42	413	197	124	16	17	10	0	49
	43	665	397	118	28	39	10	0	73
	44	588	336	118	20	24	4	0	86
	45	624	383	110	21	24	10	0	76
	46	313	160	82	13	14	6	0	38
	47	445	237	114	16	24	4	0	50
	48	362	202	84	17	12	5	0	42
	49	355	188	100	14	17	2	0	34
	50	451	238	97	21	28	12	0	55
	51	276	140	72	15	14	2	0	33
	52	571	306	115	30	30	6	0	84
	53	406	158	135	19	10	11	0	73
	54	481	258	92	24	24	4	0	79
	55	375	210	74	15	24	0	0	52
	56	535	301	115	19	25	8	0	67
	57	548	305	123	18	24	5	0	73
	58	567	304	148	24	21	7	0	63
	59	451	174	169	16	14	11	1	66
	60	408	195	109	22	17	5	1	59
	61	429	211	112	22	20	12	0	52
	62	577	323	136	17	20	5	0	76
	63	480	229	131	21	25	6	0	68
	64	394	205	104	11	12	2	0	60
	65	443	247	108	26	6	3	0	53
	66	307	151	93	5	16	5	0	37
	67	370	214	84	17	22	1	0	32
	68	494	267	95	15	32	5	0	80
	69	307	174	73	19	11	4	0	26
	70	515	297	99	24	24	8	0	63
	71	541	293	123	25	35	7	0	58
	72	526	317	97	20	26	1	0	65
	73	302	156	81	8	8	7	0	42
	74	417	183	128	17	16	10	0	63



COUNTY CLERK  
DETAIL

LEGISLATIVE DISTRICT OR TOWN	ELECTION DISTRICT	TOTAL VOTERS	CHERYL DINOLFO	BOB COOK	CHERYL DINOLFO	CHERYL DINOLFO	BOB COOK	SCATTER	BLANK AND VOID
			REP	DEM	IND	CON	WOR		
Greece									
	75	388	205	102	13	11	6	0	51
	76	333	183	73	11	22	5	0	39
	77	489	256	114	33	23	8	0	55
	78	350	190	71	12	10	7	0	60
	79	597	342	109	34	31	7	0	74
	80	544	293	97	23	35	9	0	87
	81	312	167	84	12	17	1	0	31
	82	437	180	137	26	16	10	0	68
	83	366	173	105	17	13	3	0	55
	84	533	286	134	24	25	5	0	59
	85	581	306	129	22	31	10	0	83
	86	566	318	114	26	31	4	0	73
	87	391	211	74	23	17	4	0	62
	88	467	255	106	16	26	3	0	61
	89	392	199	87	16	19	2	0	69
	90	526	298	89	19	38	8	0	74
	91	717	414	139	28	31	12	0	93
	92	778	406	198	26	23	18	0	107
	93	584	266	191	32	26	11	0	58
	94	435	246	95	23	19	4	0	48
	95	406	206	111	17	14	4	0	54
	96	527	276	133	26	23	4	0	65
	97	630	350	139	28	44	4	0	65
	98	595	311	128	29	22	16	0	89
	99	502	282	105	16	16	7	0	76
	100	554	299	95	36	27	6	0	91
	101	336	184	65	17	15	8	0	47
	102	658	346	132	29	33	10	0	108
	103	555	310	105	20	40	5	0	75
	104	554	321	120	24	21	10	0	58
	105	353	224	68	15	10	3	0	33
	106	423	220	103	18	22	9	0	51
Greece		48,418	25,541	11,446	2,068	2,289	717	3	6,354
Hamlin									
	1	443	214	121	21	28	6	0	53
	2	489	286	93	15	20	7	0	68
	3	345	198	66	6	16	7	0	52
	4	331	198	63	10	13	4	0	43
	5	422	236	73	13	24	10	0	66
	6	306	178	56	16	16	4	0	36
	7	559	329	110	26	30	10	0	54
	8	359	181	81	10	26	9	0	52
	9	293	161	57	8	14	6	0	47
	10	504	327	79	18	25	4	0	51
	11	86	42	21	4	1	4	0	14

COUNTY CLERK  
DETAIL

LEGISLATIVE DISTRICT OR TOWN	ELECTION DISTRICT	TOTAL VOTERS	CHERYL DINOLFO	BOB COOK	CHERYL DINOLFO	CHERYL DINOLFO	BOB COOK	SCATTER	BLANK AND VOID
			REP	DEM	IND	CON	WOR		
Hamlin		4,137	2,350	820	147	213	71	0	536
Henrietta									
	1	580	295	160	18	33	8	0	66
	2	435	247	95	15	24	9	0	45
	3	393	139	149	12	11	7	0	75
	4	412	163	173	15	9	7	0	45
	5	469	237	132	17	18	5	0	60
	6	460	214	147	15	22	9	0	53
	7	382	181	124	13	20	8	0	36
	8	441	215	134	16	17	6	0	53
	9	399	154	141	16	21	4	0	63
	10	454	221	123	16	24	8	0	62
	11	446	181	160	14	20	6	0	65
	12	436	220	135	19	17	4	0	41
	13	557	267	165	18	36	11	0	60
	14	381	181	115	12	19	10	0	44
	15	491	201	159	23	19	18	1	70
	16	349	151	121	13	15	6	0	43
	17	498	237	162	23	18	5	0	53
	18	524	229	163	26	16	8	0	82
	19	426	205	111	21	28	8	0	53
	20	320	162	84	19	14	3	0	38
	21	347	165	101	21	21	7	0	32
	22	601	316	180	18	24	7	0	56
	23	464	194	161	22	18	11	0	58
	24	477	210	156	25	12	9	0	65
	25	418	227	107	19	20	6	0	39
	26	754	374	216	28	47	9	0	80
	27	648	356	153	37	28	4	1	69
	28	519	268	145	22	19	4	0	61
	29	616	283	203	29	18	12	1	70
	30	842	393	270	36	29	17	0	97
	31	331	132	121	18	18	2	0	40
	32	518	295	150	18	10	8	0	37
	33	366	190	107	16	15	4	0	34
	34	309	131	103	20	9	8	0	38
	35	561	297	149	20	20	9	0	66
Henrietta		16,624	7,931	5,075	690	709	267	3	1,949
Irondequoit									
	1	524	256	157	23	12	5	0	71
	2	355	197	103	17	9	4	1	24
	3	524	212	176	31	24	10	0	71
	4	407	208	109	27	11	3	0	49
	5	438	180	147	29	18	14	0	50
	6	595	291	180	27	27	14	0	56
	7	555	299	156	24	23	11	0	42

COUNTY CLERK  
DETAIL

LEGISLATIVE DISTRICT OR TOWN	ELECTION DISTRICT	TOTAL VOTERS	CHERYL DINOLFO	BOB COOK	CHERYL DINOLFO	CHERYL DINOLFO	BOB COOK	SCATTER	BLANK AND VOID
			REP	DEM	IND	CON	WOR		
Irondequoit	8	483	268	118	29	29	5	0	34
	9	474	269	104	26	13	6	0	56
	10	427	234	115	22	13	5	0	38
	11	271	156	58	13	11	3	0	30
	12	378	159	123	17	14	12	0	53
	13	576	259	208	28	22	9	0	50
	14	514	238	161	23	21	12	0	59
	15	507	272	133	29	20	15	0	38
	16	521	269	141	37	16	7	0	51
	17	300	144	101	16	7	5	0	27
	18/71/72	666	307	226	35	28	13	0	57
	19	514	207	187	27	20	10	0	63
	20	368	204	80	25	21	3	0	35
	21	441	202	152	29	17	3	0	38
	22	459	258	106	24	20	12	0	39
	23	392	188	124	17	15	4	0	44
	24	402	195	125	20	22	9	0	31
	25	445	216	127	17	23	8	0	54
	26	328	161	90	17	8	2	0	50
	27	265	132	82	10	15	7	0	19
	28	353	173	79	21	16	4	0	60
	29	396	175	128	21	8	4	0	60
	30	388	204	97	22	18	4	0	43
	31	411	197	135	24	11	7	0	37
	32	460	239	127	30	13	14	0	37
	33	324	143	110	15	13	6	0	37
	34	631	332	180	22	20	5	0	72
	35	314	146	108	15	9	7	0	29
	36	326	106	132	15	9	3	0	61
	37	354	178	116	11	13	6	0	30
	38	317	134	116	13	13	10	0	31
	39	270	117	105	10	6	1	0	31
	40	264	145	78	10	9	5	0	17
	41	443	209	132	20	9	5	0	68
	42	421	209	107	29	24	6	0	46
	43	345	150	95	11	17	6	0	66
	44	709	373	202	27	28	14	0	65
	45	344	163	124	11	9	2	0	35
	46	454	236	122	26	13	8	0	49
	47	168	85	51	9	7	2	0	14
	48	407	221	94	19	16	11	0	46
	49	381	188	105	16	17	7	0	48
	50	335	143	125	15	5	3	0	44
	51	500	267	151	13	14	9	0	46
	52	513	224	170	23	17	8	0	71
	53	378	189	104	21	10	5	0	49
	54	162	62	62	10	7	3	0	18

COUNTY CLERK  
DETAIL

LEGISLATIVE DISTRICT OR TOWN	ELECTION DISTRICT	TOTAL VOTERS	CHERYL DINOLFO	BOB COOK	CHERYL DINOLFO	CHERYL DINOLFO	BOB COOK	SCATTER	BLANK AND VOID
			REP	DEM	IND	CON	WOR		
Irondequoit									
	55	481	259	133	27	16	10	0	36
	56	380	179	123	18	15	6	0	39
	57	604	317	167	28	24	7	0	61
	58	473	234	124	34	22	7	0	52
	59	388	186	116	15	16	3	0	52
	60	449	211	131	14	23	5	0	65
	61	530	269	156	25	25	3	0	52
	62	441	237	115	19	24	7	0	39
	63	328	187	81	12	13	4	0	31
	64	245	124	79	10	11	3	0	18
	65	281	120	94	14	7	2	0	44
	66	247	85	107	4	4	5	0	42
	67	355	155	120	15	16	6	0	43
	68	444	213	135	21	20	6	0	49
	69	228	85	104	7	3	4	0	25
	70	132	66	40	3	6	4	0	13
Irondequoit		28,503	13,916	8,569	1,384	1,075	458	1	3,100
Mendon									
	1	705	395	179	30	32	9	0	60
	2	556	278	172	16	21	6	0	63
	3	670	390	165	12	34	7	0	62
	4	539	271	156	20	18	13	0	61
	5	644	396	145	20	25	9	0	49
	6	567	313	145	24	16	13	0	56
	7	673	417	141	19	23	2	0	71
	8	292	140	81	9	18	6	0	38
	9	535	314	118	20	25	8	0	50
Mendon		5,181	2,914	1,302	170	212	73	0	510
Ogden									
	1	467	236	118	17	32	8	0	56
	2	499	280	103	18	27	7	0	64
	3	628	361	133	32	29	7	0	66
	4	469	273	89	18	28	8	0	53
	5	493	272	104	32	30	8	0	47
	6	611	326	144	23	25	8	0	85
	7	286	152	60	12	20	2	0	40
	8	494	261	120	19	24	4	0	66
	9	471	257	99	15	25	5	0	70
	10	459	249	102	21	28	4	0	55
	11	466	260	96	21	30	9	0	50
	12	562	315	125	21	38	10	0	53
	13	504	249	113	27	27	12	0	76
	14	472	264	113	11	34	4	0	46
	15	604	332	123	29	31	7	0	82
	16	316	204	44	9	22	2	0	35

COUNTY CLERK  
DETAIL

LEGISLATIVE DISTRICT OR TOWN	ELECTION DISTRICT	TOTAL VOTERS	CHERYL DINOLFO	BOB COOK	CHERYL DINOLFO	CHERYL DINOLFO	BOB COOK	SCATTER	BLANK AND VOID
			REP	DEM	IND	CON	WOR		
Ogden									
	17	415	233	81	13	14	5	0	69
	18	589	317	136	24	23	11	0	78
	19	521	299	103	24	38	8	0	49
	20	588	352	95	25	39	11	0	66
Ogden		9,914	5,492	2,101	411	564	140	0	1,206
Parma									
	1	556	311	109	22	35	7	0	72
	2	656	366	126	26	40	7	1	90
	3	459	266	77	23	21	12	0	60
	4	506	291	86	26	20	14	0	69
	5	383	219	81	20	25	5	0	33
	6	252	159	41	7	17	3	0	25
	7	496	295	83	22	21	17	0	58
	8	535	297	117	22	28	3	0	68
	9	553	301	126	25	28	2	1	70
	10	526	310	79	26	39	9	0	63
	11	529	304	112	21	29	11	0	52
	12	567	286	149	29	24	11	0	68
	13	699	394	155	25	26	15	0	84
	14	501	252	111	12	31	9	0	86
	15	507	285	92	21	29	9	0	71
Parma		7,725	4,336	1,544	327	413	134	2	969
Penfield									
	1	236	109	60	12	12	2	0	41
	2	528	248	153	20	25	8	0	74
	3	370	213	82	14	17	3	0	41
	4	679	419	136	24	27	10	0	63
	5	494	246	150	20	16	4	1	57
	6	464	282	94	27	20	4	0	37
	7	450	230	117	21	27	8	0	47
	8	476	213	159	23	11	10	0	60
	9	596	323	178	29	19	4	0	43
	10	421	197	125	17	18	5	0	59
	11	332	172	92	10	12	3	0	43
	12	545	314	131	10	21	5	0	64
	13	620	275	201	27	32	3	0	82
	14	595	312	140	19	34	9	0	81
	15	600	331	148	28	22	8	0	63
	16	253	154	53	9	9	5	0	23
	17	535	281	136	20	24	4	0	70
	18	340	185	95	9	12	8	0	31
	19	668	352	185	18	21	10	0	82
	20	604	324	147	31	22	12	0	68
	21	572	277	185	20	22	9	0	59
	22	482	215	175	20	17	9	0	46

COUNTY CLERK  
DETAIL

LEGISLATIVE DISTRICT OR TOWN	ELECTION DISTRICT	TOTAL VOTERS	CHERYL DINOLFO	BOB COOK	CHERYL DINOLFO	CHERYL DINOLFO	BOB COOK	SCATTER	BLANK AND VOID
			REP	DEM	IND	CON	WOR		
Penfield									
	23	658	369	155	22	23	4	0	85
	24	677	395	155	29	29	9	0	60
	25	460	269	97	12	24	7	0	51
	26	350	190	83	13	13	5	0	46
	27	580	327	149	24	20	4	0	56
	28	465	226	131	17	18	6	0	67
	29	689	336	189	29	18	10	0	107
	30	810	433	197	36	39	7	0	98
	31	347	167	99	14	10	7	0	50
	32	353	185	110	10	4	3	0	41
	33	459	253	119	13	19	5	0	50
	34	389	217	98	12	12	1	0	49
	35	569	287	157	20	28	2	0	75
	36	477	246	135	18	8	3	1	66
	37	825	448	209	44	35	11	0	78
	38	371	214	74	8	16	3	0	56
	39	360	206	80	10	18	1	0	45
	40	512	283	118	16	15	6	0	74
Penfield		20,211	10,723	5,297	775	789	237	2	2,388
Perinton									
	1	667	376	170	18	29	9	0	65
	2	630	389	154	20	21	3	0	43
	3	445	244	118	18	13	6	0	46
	4	419	189	134	13	17	16	0	50
	5	299	140	84	12	12	3	0	48
	6	451	199	158	17	21	8	0	48
	7	546	285	148	18	14	6	0	75
	8	500	273	126	18	23	5	0	55
	9	666	376	137	28	26	7	0	92
	10	596	292	189	20	18	9	1	67
	11	385	190	123	15	4	7	0	46
	12	492	244	164	22	16	3	0	43
	13	426	277	83	18	15	2	0	31
	14	501	263	146	9	19	11	0	53
	15	511	242	146	26	27	6	0	64
	16	418	224	113	8	9	3	0	61
	17	516	283	147	14	11	7	0	54
	18	480	230	142	27	23	4	0	54
	19	462	270	106	16	22	7	0	41
	20	488	275	141	7	17	4	0	44
	21	540	217	151	20	21	5	0	126
	22	352	180	110	11	13	4	0	34
	23	523	290	126	21	21	4	0	61
	24	781	436	177	30	25	6	0	107
	25	364	175	95	20	9	16	0	49
	26	541	300	136	28	24	5	0	48

COUNTY CLERK  
DETAIL

LEGISLATIVE DISTRICT OR TOWN	ELECTION DISTRICT	TOTAL VOTERS	CHERYL DINOLFO	BOB COOK	CHERYL DINOLFO	CHERYL DINOLFO	BOB COOK	SCATTER	BLANK AND VOID
			REP	DEM	IND	CON	WOR		
Perinton									
	27	410	215	102	20	18	6	0	49
	28	400	236	96	16	8	2	0	42
	29	317	181	73	10	10	8	0	35
	30	488	280	108	18	24	1	0	57
	31	619	352	153	19	21	2	0	72
	32	463	240	125	27	9	5	0	57
	33	522	309	130	20	14	7	0	42
	34	565	322	140	16	18	6	0	63
	35	444	239	125	15	14	0	0	51
	36	363	171	117	15	9	4	0	47
	37	511	264	128	24	23	6	0	66
	38	626	305	179	24	24	16	0	78
	39	609	322	157	24	29	16	0	61
	40	383	208	97	13	14	7	0	44
	41	342	192	75	18	19	3	0	35
	42	521	253	158	16	18	8	0	68
	43	690	373	176	24	32	10	0	75
	44	411	243	109	11	12	5	0	31
	45	832	501	184	23	32	5	0	87
	46	301	150	87	9	16	4	0	35
	47	530	312	118	17	17	3	1	62
	48	403	214	113	19	12	4	0	41
	49	428	245	115	14	12	1	0	41
	50	227	76	85	11	3	6	0	46
	51	508	336	96	15	18	1	0	42
	52	540	298	139	20	14	6	0	63
	53	421	237	120	8	17	2	0	37
	54	845	551	174	28	26	5	0	61
	55	459	301	101	18	4	2	0	33
	56	635	391	143	17	21	3	0	60
Perinton		27,812	15,176	7,247	1,003	978	320	2	3,086
Pittsford									
	1	414	203	116	13	19	12	0	51
	2	457	227	148	19	13	7	0	43
	3	664	387	176	12	17	1	0	71
	4	571	310	166	21	18	3	0	53
	5	370	157	144	8	6	6	0	49
	6	517	276	163	22	9	4	0	43
	7	257	138	83	5	8	3	0	20
	8	476	304	99	7	18	4	0	44
	9	516	290	166	15	14	5	0	26
	10	899	513	226	30	25	6	0	99
	11	448	259	100	17	14	9	0	49
	12	458	268	118	14	12	4	0	42
	13	352	178	108	15	8	3	0	40
	14	368	192	117	13	15	4	0	27

COUNTY CLERK  
DETAIL

LEGISLATIVE DISTRICT OR TOWN	ELECTION DISTRICT	TOTAL VOTERS	CHERYL DINOLFO	BOB COOK	CHERYL DINOLFO	CHERYL DINOLFO	BOB COOK	SCATTER	BLANK AND VOID
			REP	DEM	IND	CON	WOR		
Pittsford									
	15	407	203	116	11	12	6	0	59
	16	400	210	119	12	12	2	0	45
	17	633	335	203	17	12	7	0	59
	18	504	228	182	25	6	3	0	60
	19	310	164	75	11	21	6	0	33
	20	482	261	156	9	13	7	0	36
	21	575	290	202	14	11	4	0	54
	22	592	303	192	21	21	9	0	46
	23	430	249	107	13	25	3	0	33
	24	579	347	144	19	15	1	0	53
	25	527	288	169	17	12	2	0	39
	26	490	273	135	12	25	11	0	34
	27	451	248	127	10	18	7	0	41
	28	433	232	133	17	5	4	0	42
	29	461	256	108	25	12	7	0	53
	30	421	243	109	12	6	5	0	46
	31	591	326	170	16	19	2	0	58
	32	506	272	138	16	15	4	0	61
	33	654	397	150	18	17	4	0	68
Pittsford		16,213	8,827	4,665	506	473	165	0	1,577
Riga									
	1	665	372	152	24	22	11	0	84
	2	512	307	107	17	31	3	0	47
	3	423	230	115	13	16	3	0	46
	4	506	279	115	21	23	11	0	57
	5	476	295	80	12	21	4	0	64
	6	435	240	89	15	27	8	0	56
Riga		3,017	1,723	658	102	140	40	0	354
Rush									
	1	548	300	133	24	17	8	0	66
	2	440	259	102	23	15	3	0	38
	3	556	293	161	25	16	14	0	47
	4	591	324	148	19	19	11	0	70
Rush		2,135	1,176	544	91	67	36	0	221
Sweden									
	1	461	242	92	26	26	15	0	60
	2	375	125	142	15	18	9	0	66
	3	631	266	216	25	21	10	0	93
	4	658	319	195	21	32	14	0	77
	5	160	74	59	5	9	0	0	13
	6	479	216	138	20	22	12	0	71
	7	514	261	163	17	20	7	0	46
	8	407	205	90	11	26	14	0	61
	9	375	185	92	11	20	8	0	59



COUNTY CLERK  
DETAIL

LEGISLATIVE DISTRICT OR TOWN	ELECTION DISTRICT	TOTAL VOTERS	CHERYL DINOLFO	BOB COOK	CHERYL DINOLFO	CHERYL DINOLFO	BOB COOK	SCATTER	BLANK AND VOID
			REP	DEM	IND	CON	WOR		
Sweden									
	10	634	343	133	28	27	6	0	97
	11	214	74	74	8	13	5	0	40
	12	429	252	89	10	22	6	0	50
Sweden		5,337	2,562	1,483	197	256	106	0	733
Webster									
	1	525	270	133	20	26	7	0	69
	2	590	271	172	28	22	10	0	87
	3	455	245	123	17	15	3	0	52
	4	325	148	85	28	13	7	0	44
	5	567	260	165	23	29	10	0	80
	6	520	277	142	14	17	8	0	62
	7	585	271	163	19	25	8	0	99
	8	478	250	116	13	27	4	0	68
	9	671	359	153	28	29	11	0	91
	10	712	407	164	28	21	4	2	86
	11	482	262	117	25	25	7	0	46
	12	631	344	147	21	33	9	0	77
	13	474	250	129	16	17	7	0	55
	14	460	244	128	18	12	9	0	49
	15	376	189	93	16	23	5	0	50
	16	628	309	177	23	23	13	0	83
	17	464	269	88	21	24	3	0	59
	18	411	197	121	20	14	7	0	52
	19	682	386	138	32	29	5	0	92
	20	626	341	143	26	27	7	0	82
	21	639	329	160	23	32	10	0	85
	22	575	284	147	24	26	9	0	85
	23	475	238	136	22	18	7	0	54
	24	909	470	213	38	46	16	0	126
	25	558	271	138	24	18	4	0	103
	26	524	274	129	29	15	4	0	73
	27	443	244	100	14	27	4	0	54
	28	506	257	129	25	15	6	0	74
	29	416	216	109	13	18	9	0	51
	30	389	143	126	14	14	7	0	85
	31	464	233	128	15	19	3	0	66
	32	552	292	133	23	26	11	0	67
	33	551	335	113	22	17	8	0	56
	34	320	190	59	12	17	2	0	40
	35	338	181	75	9	23	13	0	37
	36	499	281	112	17	21	6	0	62
	37	654	347	173	26	31	3	0	74
	38	676	321	207	22	34	7	0	85
	39	452	265	115	10	10	2	0	50
	40	659	367	161	19	21	5	0	86
	41	433	223	108	14	23	6	0	59

COUNTY CLERK  
DETAIL

LEGISLATIVE DISTRICT OR TOWN	ELECTION DISTRICT	TOTAL VOTERS	CHERYL DINOLFO	BOB COOK	CHERYL DINOLFO	CHERYL DINOLFO	BOB COOK	SCATTER	BLANK AND VOID
			REP	DEM	IND	CON	WOR		
Webster									
	42	461	232	122	16	18	6	0	67
	43	361	195	91	17	16	2	0	40
Webster		22,516	11,737	5,681	884	956	294	2	2,962
Wheatland									
	1	531	276	127	23	25	10	0	70
	2	508	264	135	19	22	10	0	58
	3	667	334	182	29	27	13	0	82
	4	522	256	144	21	22	7	0	72
	5	535	297	110	18	34	10	0	66
Wheatland		2,763	1,427	698	110	130	50	0	348
TOWNS		274,561	141,434	73,970	11,008	11,338	4,078	19	32,714
GRAND TOTAL:		343,974	158,549	108,518	13,789	12,922	6,252	33	43,911

COUNTY LEGISLATOR  
3RD DISTRICT  
1 YEAR TERM

LEGISLATIVE DISTRICT OR TOWN	ELECTION DISTRICT	TOTAL VOTERS	MARY VALERIO REP	AMY T. CAMPBELL DEM	MARY VALERIO IND	MARY VALERIO CON	AMY T. CAMPBELL WOR	SCATTER	BLANK AND VOID
Chili	1	387	207	87	13	25	5	0	50
	4	385	184	99	10	18	7	0	67
	6	465	230	119	31	22	14	0	49
	7	269	103	87	15	14	6	0	44
	8	426	211	119	11	22	7	0	56
	9	395	206	107	12	19	6	0	45
	10	377	199	85	4	31	9	0	49
	11	570	274	162	15	28	11	0	80
	12	724	369	182	22	31	16	0	104
	13	668	333	196	23	35	11	0	70
	14	476	221	141	14	31	9	0	60
	16	559	284	158	23	27	3	0	64
	17	930	456	272	26	41	11	0	124
	18	793	373	200	17	32	29	0	142
	19	406	180	148	12	9	7	0	50
	20	684	324	201	28	32	13	0	86
	21	341	162	99	16	11	8	0	45
	22	628	236	210	18	20	18	0	126
	23	388	219	79	15	21	7	0	47
	24	709	295	224	17	33	17	0	123
	25	413	120	186	20	18	12	0	57
	26	589	275	144	24	33	12	0	101
	27	431	201	120	16	31	11	0	52
	28	377	165	128	12	6	5	0	61
	29	319	158	86	12	10	7	0	46
	30	341	144	110	13	16	7	0	51
	31	24	11	9	0	0	1	0	3
GRAND TOTAL:		<u>13,074</u>	<u>6,140</u>	<u>3,758</u>	<u>439</u>	<u>616</u>	<u>269</u>	<u>0</u>	<u>1,852</u>

COUNTY LEGISLATOR  
8TH DISTRICT  
1 YEAR TERM

LEGISLATIVE DISTRICT OR TOWN	ELECTION DISTRICT	TOTAL VOTERS	DAVE MALTA	CHRISTOPHER R. GORMAN	DAVE MALTA	DAVE MALTA	CHRISTOPHER R. GORMAN	SCATTER	BLANK AND VOID
			REP	DEM	IND	CON	WOR		
Webster									
	1	525	182	244	9	24	18	0	48
	2	590	218	229	14	18	24	0	87
	3	455	178	199	12	15	10	0	41
	4	325	105	141	12	11	22	0	34
	5	567	181	250	11	24	18	0	83
	9	671	288	245	17	23	17	0	81
	10	712	306	275	17	22	24	2	66
	13	474	203	172	12	13	13	1	60
	14	460	171	218	7	10	18	0	36
	17	464	202	161	10	23	13	0	55
	19	682	284	256	17	28	14	0	83
	20	626	265	225	13	25	13	0	85
	23	475	173	210	10	18	13	0	51
	24	909	348	363	21	33	26	0	118
	25	558	195	202	16	15	16	0	114
	27	443	184	150	10	26	9	0	64
	28	506	172	235	16	11	14	0	58
	29	416	154	155	13	14	13	0	67
	30	389	105	184	8	11	22	0	59
	31	464	185	173	13	13	3	0	77
	32	552	217	210	10	20	14	0	81
	33	551	250	206	15	14	12	0	54
	34	320	131	114	10	15	5	0	45
	36	499	214	192	18	16	4	0	55
	38	676	239	284	16	29	11	0	97
	40	659	284	239	8	22	10	0	96
	41	433	177	159	14	20	14	0	49
	42	461	214	164	9	17	10	0	47
GRAND TOTAL:		<u>14,862</u>	<u>5,825</u>	<u>5,855</u>	<u>358</u>	<u>530</u>	<u>400</u>	<u>3</u>	<u>1,891</u>

COUNTY LEGISLATOR  
9TH DISTRICT  
1 YEAR TERM

LEGISLATIVE DISTRICT OR TOWN	ELECTION DISTRICT	TOTAL VOTERS	TONY LAFOUNTAIN	MEL CALLAN	TONY LAFOUNTAIN	TONY LAFOUNTAIN	MEL CALLAN	SCATTER	BLANK AND VOID
			REP	DEM	IND	CON	WOR		
Penfield	1	236	80	97	5	11	1	0	42
	2	528	223	200	19	22	12	0	52
	3	370	198	110	7	15	4	0	36
	4	679	359	185	17	29	14	0	75
	6	464	246	134	10	19	7	0	48
	7	450	206	175	5	22	14	0	28
	10	421	177	164	14	17	8	0	41
	11	332	151	130	8	12	2	0	29
	14	595	247	225	13	33	12	0	65
	15	600	293	211	14	12	15	1	54
	16	253	137	79	7	8	7	0	15
	18	340	147	135	11	12	5	0	30
	19	668	285	264	15	20	17	0	67
	20	604	270	212	16	21	15	0	70
	21	572	232	240	20	20	8	0	52
	23	658	287	270	12	20	6	0	63
	24	677	324	231	14	28	10	0	70
	25	460	214	151	8	20	6	0	61
	27	580	276	234	10	20	12	0	28
	28	465	179	183	15	15	9	0	64
	29	689	251	299	21	16	19	0	83
	30	810	354	295	16	35	13	0	97
	31	347	123	156	5	6	10	0	47
	32	353	153	140	10	6	5	0	39
	35	569	241	227	11	24	7	0	59
	36	477	201	192	14	5	6	1	58
	37	825	339	298	25	30	12	0	121
	38	371	163	124	3	13	7	0	61
	39	360	167	123	6	14	5	0	45
GRAND TOTAL:		<u>14,753</u>	<u>6,523</u>	<u>5,484</u>	<u>351</u>	<u>525</u>	<u>268</u>	<u>2</u>	<u>1,600</u>

COUNTY LEGISLATOR  
11TH DISTRICT  
1 YEAR TERM

LEGISLATIVE DISTRICT OR TOWN	ELECTION DISTRICT	TOTAL VOTERS	MIKE BARKER  REP	DAVID A. THIEL  DEM	MIKE BARKER  IND	MIKE BARKER  CON	DAVID A. THIEL  WOR	SCATTER	BLANK AND VOID
East Rochester	6	366	125	120	12	10	5	0	94
	7	448	176	143	14	10	20	0	85
East Rochester		814	301	263	26	20	25	0	179
Perinton	4	419	190	138	16	20	10	0	45
	5	299	131	102	11	10	3	0	42
	6	451	191	190	16	21	8	0	25
	7	546	256	195	18	16	8	0	53
	9	666	331	184	27	33	11	0	80
	10	596	233	227	15	22	9	1	89
	11	385	157	139	18	6	7	0	58
	14	501	244	173	11	18	13	0	42
	19	462	222	141	14	15	8	0	62
	24	781	379	236	21	30	7	0	108
	25	364	159	114	14	11	19	0	47
	30	488	248	154	13	20	2	0	51
	31	619	301	192	16	22	4	0	84
	34	565	261	186	14	18	8	0	78
	36	363	150	127	13	10	6	0	57
	37	511	243	157	21	23	6	0	61
	38	626	295	202	21	24	9	0	75
	39	609	280	191	12	32	13	0	81
	42	521	219	193	15	15	4	0	75
	43	690	358	196	29	35	3	0	69
	47	530	300	141	18	20	5	0	46
	48	403	195	132	15	10	4	0	47
	50	227	60	98	6	3	6	0	54
	54	845	441	248	23	24	10	1	98
	56	635	328	186	15	18	6	0	82
Perinton		<u>13,102</u>	<u>6,172</u>	<u>4,242</u>	<u>412</u>	<u>476</u>	<u>189</u>	<u>2</u>	<u>1,609</u>
GRAND TOTAL:		<u>13,916</u>	<u>6,473</u>	<u>4,505</u>	<u>438</u>	<u>496</u>	<u>214</u>	<u>2</u>	<u>1,788</u>

COUNTY LEGISLATOR  
12TH DISTRICT  
1 YEAR TERM

LEGISLATIVE DISTRICT OR TOWN	ELECTION DISTRICT	TOTAL VOTERS	JEFF ADAIR  REP	MICHAEL J. RADIGAN  DEM	JEFF ADAIR  IND	JEFF ADAIR  CON	MICHAEL J. RADIGAN  WOR	SCATTER	BLANK AND VOID
Mendon	1	705	346	225	21	30	11	0	72
	2	556	240	197	12	22	9	0	76
	3	670	357	184	11	36	7	0	75
	4	539	235	183	16	18	10	0	77
	5	644	322	201	14	27	12	0	68
	6	567	269	188	11	22	10	0	67
	7	673	350	186	14	25	4	0	94
	8	292	126	83	12	17	4	0	50
	9	535	270	154	14	26	8	1	62
Mendon Pittsford		5,181	2,515	1,601	125	223	75	1	641
	10	899	420	293	22	18	8	0	138
	17	633	242	304	7	10	11	0	59
	22	592	232	248	11	18	8	0	75
	24	579	304	188	10	13	1	0	63
	26	490	196	215	6	20	16	0	37
	31	591	265	219	12	13	4	0	78
	33	654	322	208	8	16	10	0	90
Pittsford Rush		4,438	1,981	1,675	76	108	58	0	540
	1	548	282	147	13	15	8	0	83
	2	440	231	124	14	14	6	0	51
	3	556	261	174	10	17	16	0	78
	4	591	279	176	10	21	8	0	97
Rush Wheatland		2,135	1,053	621	47	67	38	0	309
	1	531	267	146	21	24	10	0	63
	2	508	277	120	26	22	6	0	57
	3	667	340	178	35	34	12	0	68

COUNTY LEGISLATOR  
12TH DISTRICT  
1 YEAR TERM

LEGISLATIVE DISTRICT OR TOWN	ELECTION DISTRICT	TOTAL VOTERS	JEFF ADAIR  REP	MICHAEL J. RADIGAN  DEM	JEFF ADAIR  IND	JEFF ADAIR  CON	MICHAEL J. RADIGAN  WOR	SCATTER	BLANK AND VOID
Wheatland	4	522	266	130	23	26	9	0	68
	5	535	300	116	17	30	10	0	62
Wheatland		<u>2,763</u>	<u>1,450</u>	<u>690</u>	<u>122</u>	<u>136</u>	<u>47</u>	<u>0</u>	<u>318</u>
GRAND TOTAL:		<u>14,517</u>	<u>6,999</u>	<u>4,587</u>	<u>370</u>	<u>534</u>	<u>218</u>	<u>1</u>	<u>1,808</u>



COUNTY LEGISLATOR  
15TH DISTRICT  
1 YEAR TERM

LEGISLATIVE DISTRICT OR TOWN	ELECTION DISTRICT	TOTAL VOTERS	DAN QUATRO	DOLLY KUJAWA	DAN QUATRO	DAN QUATRO	SCATTER	BLANK AND VOID
			REP	DEM	IND	CON		
Brighton								
	3	389	146	161	10	5	0	67
	8	446	212	147	10	6	0	71
	16	325	187	87	6	5	0	40
	29	324	112	129	12	15	0	56
Brighton		1,484	657	524	38	31	0	234
Penfield								
	5	494	225	154	21	16	0	78
	8	476	182	176	14	14	0	90
	9	596	287	199	24	18	0	68
	12	545	276	141	17	22	0	89
	13	620	243	237	14	34	0	92
	17	535	243	167	12	25	0	88
	22	482	188	199	9	17	0	69
	26	350	142	122	7	10	0	69
	33	459	225	138	15	18	0	63
	34	389	196	99	11	10	0	73
	40	512	260	126	18	16	0	92
Penfield		5,458	2,467	1,758	162	200	0	871
Webster								
	6	520	223	176	12	15	0	94
	7	585	215	226	18	23	0	103
	8	478	191	190	11	28	1	57
	11	482	214	177	10	19	0	62
	12	631	296	210	16	28	0	81
	15	376	149	133	14	18	0	62
	16	628	246	254	9	23	0	96
	18	411	152	178	11	10	0	60
	21	639	279	219	17	25	0	99
	22	575	212	242	16	18	0	87
	26	524	245	154	18	12	0	95
	35	338	154	110	9	17	0	48
	37	654	290	225	25	27	0	87
	39	452	250	131	11	6	0	54
	43	361	156	127	5	17	0	56
Webster		7,654	3,272	2,752	202	286	1	1,141
GRAND TOTAL:		14,596	6,396	5,034	402	517	1	2,246

COUNTY LEGISLATOR  
20TH DISTRICT  
1 YEAR TERM

LEGISLATIVE DISTRICT OR TOWN	ELECTION DISTRICT	TOTAL VOTERS	ROBERT COLBY	ROBERT COLBY	ROBERT COLBY	SCATTER	BLANK AND VOID
			REP	IND	CON		
Chili							
	2	532	253	34	35	0	210
	3	587	264	33	28	0	262
Chili		1,119	517	67	63	0	472
Henrietta							
	3	393	137	33	14	0	209
Henrietta		393	137	33	14	0	209
Ogden							
	1	467	251	26	32	0	158
	2	499	279	28	32	1	159
	4	469	256	32	25	0	156
	6	611	277	20	28	0	286
	9	471	252	28	32	0	159
	10	459	235	31	30	0	163
	11	466	245	27	36	0	158
	13	504	247	40	34	0	183
	14	472	253	21	42	0	156
	15	604	332	26	35	0	211
	17	415	243	17	17	0	138
	18	589	270	39	29	0	251
	19	521	287	22	44	0	168
	20	588	347	38	45	0	158
Ogden		7,135	3,774	395	461	1	2,504
Riga							
	1	665	346	36	34	0	249
	2	512	297	37	34	0	144
	3	423	226	14	22	0	161
	4	506	283	25	18	0	180
	5	476	284	20	26	0	146
	6	435	237	22	33	0	143
Riga		3,017	1,673	154	167	0	1,023
GRAND TOTAL:		11,664	6,101	649	705	1	4,208

COMMISSIONER OF SCHOOLS  
3 YEAR TERM  
SUMMARY

LEGISLATIVE DISTRICT OR TOWN	TOTAL VOTERS	DOMINGO	DAVID	SCATTER	BLANK AND VOID
		GARCIA, SR. DEM	R. ATIAS GRE		
Leg. Dist. 06	2,418	1,078	96	4	1,240
Leg. Dist. 07	1,203	583	39	0	581
Leg. Dist. 21	9,337	5,434	424	4	3,475
Leg. Dist. 22	5,338	3,581	52	1	1,704
Leg. Dist. 23	10,697	5,957	792	6	3,942
Leg. Dist. 24	6,023	3,272	581	3	2,167
Leg. Dist. 25	6,805	4,372	270	0	2,163
Leg. Dist. 26	4,983	2,585	174	8	2,216
Leg. Dist. 27	9,296	6,141	285	5	2,865
Leg. Dist. 28	6,033	3,309	157	2	2,565
Leg. Dist. 29	7,280	4,197	146	1	2,936
GRAND TOTAL:	<u>69,413</u>	<u>40,509</u>	<u>3,016</u>	<u>34</u>	<u>25,854</u>

COMMISSIONER OF SCHOOLS  
3 YEAR TERM  
DETAIL

LEGISLATIVE DISTRICT OR TOWN	ELECTION DISTRICT	TOTAL VOTERS	DOMINGO	DAVID	SCATTER	BLANK AND VOID
			GARCIA, SR.	R. ATIAS		
			DEM	GRE		
Leg. Dist. 06						
	1	588	258	27	0	303
	2	286	135	10	0	141
	3	365	133	23	3	206
	4	405	191	13	0	201
	5	363	176	13	1	173
	6	411	185	10	0	216
		<u>2,418</u>	<u>1,078</u>	<u>96</u>	<u>4</u>	<u>1,240</u>
Leg. Dist. 06						
Leg. Dist. 07						
	1	544	257	24	0	263
	2	375	198	7	0	170
	3	284	128	8	0	148
		<u>1,203</u>	<u>583</u>	<u>39</u>	<u>0</u>	<u>581</u>
Leg. Dist. 07						
Leg. Dist. 21						
	1	434	214	41	1	178
	2	403	226	18	0	159
	3	239	127	4	0	108
	4	258	154	6	0	98
	5 /16	458	263	41	0	154
	6	376	203	34	0	139
	7	522	283	29	0	210
	8	191	105	10	0	76
	9	386	204	29	0	153
	10	461	277	13	0	171
	11 /29-17	223	131	4	0	88
	12	428	217	27	0	184
	13	203	114	26	0	63
	14	483	259	26	0	198
	15	460	278	12	0	170
	17 /28	370	217	14	0	139
	18	314	200	2	0	112
	19	151	109	3	0	39
	20	198	125	8	0	65
	21	347	224	5	1	117
	22	415	261	9	0	145
	23	287	186	7	1	93
	24	395	221	20	0	154
	25	331	200	9	0	122
	26	283	197	4	1	81
	27	210	138	9	0	63
	29	134	76	0	0	58
	30	25	12	1	0	12
	31 /34	163	102	6	0	55
	32	22	14	1	0	7
	33	167	97	6	0	64
		<u>9,337</u>	<u>5,434</u>	<u>424</u>	<u>4</u>	<u>3,475</u>
Leg. Dist. 21						

COMMISSIONER OF SCHOOLS  
3 YEAR TERM  
DETAIL

LEGISLATIVE DISTRICT OR TOWN	ELECTION DISTRICT	TOTAL VOTERS	DOMINGO GARCIA, SR.	DAVID R. ATIAS	SCATTER	BLANK AND VOID
			DEM	GRE		
Leg. Dist. 22	1	416	278	4	0	134
	2	133	87	2	0	44
	3	309	211	1	0	97
	4	132	81	0	0	51
	5	278	192	3	0	83
	6	250	167	2	0	81
	7	162	117	0	0	45
	8	268	173	4	1	90
	9	220	141	1	0	78
	10	214	148	3	0	63
	11	273	188	8	0	77
	12	189	135	1	0	53
	13	123	83	1	0	39
	14	277	181	5	0	91
	15	282	200	2	0	80
	16	139	92	0	0	47
	17	123	90	0	0	33
	18	166	112	1	0	53
	19	200	135	4	0	61
	20	268	185	2	0	81
	21	221	155	1	0	65
	22	328	197	5	0	126
	23	215	148	0	0	67
	24	152	85	2	0	65
Leg. Dist. 22		5,338	3,581	52	1	1,704
Leg. Dist. 23	1	229	138	11	0	80
	2	492	264	50	1	177
	3	320	181	30	0	109
	4	611	364	39	1	207
	5	499	257	55	0	187
	6	257	139	23	1	94
	7	491	273	52	0	166
	8	437	245	43	0	149
	9	279	159	20	0	100
	10	374	202	19	0	153
	11	409	238	31	0	140
	12	448	253	18	0	177
	13	303	172	20	0	111
	14	408	222	42	0	144
	15	307	163	18	1	125
	16	446	247	27	0	172
	17	480	246	26	0	208
	18	444	204	30	0	210
	19	388	189	21	0	178
	20	410	250	29	0	131

COMMISSIONER OF SCHOOLS  
3 YEAR TERM  
DETAIL

LEGISLATIVE DISTRICT OR TOWN	ELECTION DISTRICT	TOTAL VOTERS	DOMINGO GARCIA, SR.	DAVID R. ATIAS	SCATTER	BLANK AND VOID
			DEM	GRE		
<u>Leg. Dist. 23</u>						
	21	355	202	37	1	115
	22	286	182	14	0	90
	23	235	134	23	0	78
	24	401	227	17	0	157
	25	508	310	44	1	153
	26	579	342	41	0	196
	27	301	154	12	0	135
<u>Leg. Dist. 23</u>		10,697	5,957	792	6	3,942
<u>Leg. Dist. 24</u>						
	1	446	264	68	1	113
	2	341	204	42	0	95
	3	397	217	49	0	131
	4	417	221	55	0	141
	5	391	223	25	0	143
	6	287	151	25	0	111
	7	260	142	16	1	101
	8	408	225	34	1	148
	9	278	136	19	0	123
	10	465	243	63	0	159
	11	311	166	8	0	137
	12	177	93	4	0	80
	13	389	205	52	0	132
	14	443	232	54	0	157
	15	462	260	29	0	173
	16	420	224	36	0	160
	17	131	66	2	0	63
<u>Leg. Dist. 24</u>		6,023	3,272	581	3	2,167
<u>Leg. Dist. 25</u>						
	1	425	262	29	0	134
	2	307	211	7	0	89
	3	420	295	3	0	122
	4	114	64	2	0	48
	5	305	231	3	0	71
	6	366	209	27	0	130
	7	333	221	1	0	111
	8	414	296	3	0	115
	9	191	141	2	0	48
	10	341	227	17	0	97
	11	284	208	1	0	75
	12	450	252	53	0	145
	13	290	209	2	0	79
	14 /24	473	270	36	0	167
	15	255	182	1	0	72
	16	95	60	3	0	32
	17	181	118	0	0	63

COMMISSIONER OF SCHOOLS  
3 YEAR TERM  
DETAIL

LEGISLATIVE DISTRICT OR TOWN	ELECTION DISTRICT	TOTAL VOTERS	DOMINGO GARCIA, SR.	DAVID R. ATIAS	SCATTER	BLANK AND VOID
			DEM	GRE		
Leg. Dist. 25						
	18	413	250	16	0	147
	19	27	14	2	0	11
	20 /25	415	237	16	0	162
	21	232	121	18	0	93
	22	244	151	17	0	76
	23 /27-24	230	143	11	0	76
Leg. Dist. 25		6,805	4,372	270	0	2,163
Leg. Dist. 26						
	1	325	198	7	0	120
	2	158	97	1	1	59
	3	263	117	7	0	139
	4	310	134	8	0	168
	5	330	176	10	2	142
	7	366	181	12	0	173
	8	389	218	7	0	164
	9	370	182	26	2	160
	10	426	209	15	0	202
	11	380	160	4	0	216
	12	438	252	23	1	162
	13	29	16	1	0	12
	14	370	209	19	0	142
	15	359	208	18	1	132
	16	470	228	16	1	225
	17	0	0	0	0	0
Leg. Dist. 26		4,983	2,585	174	8	2,216
Leg. Dist. 27						
	1	434	277	23	0	134
	2	396	246	17	1	132
	3	407	237	30	1	139
	4	460	283	24	0	153
	5	449	315	9	0	125
	6	416	282	11	0	123
	7	440	279	20	0	141
	8	449	282	5	0	162
	9	419	291	20	0	108
	10	391	256	13	0	122
	11	447	276	16	1	154
	12	350	235	7	0	108
	13	411	288	11	0	112
	14	304	220	4	0	80
	15	355	249	4	1	101
	16	419	280	10	0	129
	17	211	119	8	0	84
	18	313	224	6	0	83
	19	401	278	9	0	114

COMMISSIONER OF SCHOOLS  
3 YEAR TERM  
DETAIL

LEGISLATIVE DISTRICT OR TOWN	ELECTION DISTRICT	TOTAL VOTERS	DOMINGO GARCIA, SR.	DAVID R. ATIAS	SCATTER	BLANK AND VOID
			DEM	GRE		
<u>Leg. Dist. 27</u>						
	20	260	189	2	0	69
	21	210	145	6	1	58
	22	418	292	5	0	121
	23	256	168	9	0	79
	27	351	205	10	0	136
	28	329	225	6	0	98
		<u>9,296</u>	<u>6,141</u>	<u>285</u>	<u>5</u>	<u>2,865</u>
<u>Leg. Dist. 28</u>						
	1	255	154	5	0	96
	2	322	175	6	0	141
	3	240	136	6	0	98
	4	425	229	10	0	186
	5	210	97	1	0	112
	6	270	147	5	0	118
	7	446	227	11	0	208
	8	336	183	4	0	149
	9	209	106	7	0	96
	10	221	118	14	0	89
	11 /25	380	205	9	0	166
	12	184	115	0	1	68
	13	326	177	8	0	141
	14	351	209	11	1	130
	15	159	90	1	0	68
	16	258	124	6	0	128
	17	126	70	3	0	53
	18	433	238	16	0	179
	19	17	11	0	0	6
	21	245	122	15	0	108
	22	193	114	3	0	76
	23	360	222	13	0	125
	24	67	40	3	0	24
		<u>6,033</u>	<u>3,309</u>	<u>157</u>	<u>2</u>	<u>2,565</u>
<u>Leg. Dist. 29</u>						
	1	48	28	2	0	18
	2	125	77	4	0	44
	3	254	154	8	0	92
	4	403	218	10	0	175
	5	395	232	11	0	152
	6	286	160	10	0	116
	7	45	29	1	0	15
	8	358	205	8	0	145
	9	291	137	5	0	149
	10	370	241	1	0	128
	11	269	161	4	0	104
	12	330	205	3	0	122



COMMISSIONER OF SCHOOLS  
3 YEAR TERM  
DETAIL

LEGISLATIVE DISTRICT OR TOWN	ELECTION DISTRICT	TOTAL VOTERS	DOMINGO GARCIA, SR.  DEM	DAVID R. ATIAS  GRE	SCATTER	BLANK AND VOID
Leg. Dist. 29	13	324	195	2	0	127
	14	294	171	5	0	118
	15	275	150	5	0	120
	16	137	77	4	0	56
	18	305	152	15	0	138
	19	316	191	4	0	121
	20	477	315	8	0	154
	21	397	221	11	0	165
	22	171	105	0	0	66
	23	284	134	2	1	147
	24	456	242	14	0	200
	25	290	144	7	0	139
	26	251	162	2	0	87
	27	129	91	0	0	38
Leg. Dist. 29		<u>7,280</u>	<u>4,197</u>	<u>146</u>	<u>1</u>	<u>2,936</u>
GRAND TOTAL:		<u><u>69,413</u></u>	<u><u>40,509</u></u>	<u><u>3,016</u></u>	<u><u>34</u></u>	<u><u>25,854</u></u>

TOWN OF PENFIELD  
MEMBER OF TOWN COUNCIL - 1 YEAR TERM  
DETAIL

LEGISLATIVE DISTRICT OR TOWN	ELECTION DISTRICT	TOTAL VOTERS	MARCIA M. ROCCO	DAVID C. MENG	MARCIA M. ROCCO	MARCIA M. ROCCO	SCATTER	BLANK AND VOID
			REP	DEM	IND	CON		
Penfield								
	1	236	71	105	6	10	0	44
	2	528	197	232	23	16	0	60
	3	370	163	148	4	16	0	39
	4	679	354	189	19	31	0	86
	5	494	214	171	14	16	0	79
	6	464	240	130	11	20	0	63
	7	450	178	209	8	21	0	34
	8	476	184	171	14	13	0	94
	9	596	256	232	21	13	0	74
	10	421	135	209	8	15	0	54
	11	332	115	161	5	10	0	41
	12	545	264	163	15	23	0	80
	13	620	244	215	21	31	0	109
	14	595	257	203	12	35	0	88
	15	600	261	237	16	14	0	72
	16	253	107	109	6	5	0	26
	17	535	225	195	14	21	0	80
	18	340	128	164	7	10	0	31
	19	668	256	308	14	22	0	68
	20	604	266	204	21	18	0	95
	21	572	204	279	10	22	0	57
	22	482	186	206	8	16	0	66
	23	658	248	319	10	22	0	59
	24	677	326	215	22	26	0	88
	25	460	213	140	11	23	0	73
	26	350	143	114	11	9	0	73
	27	580	222	293	10	19	1	35
	28	465	166	199	14	16	0	70
	29	689	234	313	20	14	0	108
	30	810	345	293	23	37	0	112
	31	347	113	166	8	8	0	52
	32	353	143	148	4	3	0	55
	33	459	199	171	15	17	0	57
	34	389	193	98	7	9	0	82
	35	569	222	246	7	24	0	70
	36	477	187	222	10	7	0	51
	37	825	364	260	35	33	0	133
	38	371	164	121	2	14	0	70
	39	360	154	134	6	17	0	49
	40	512	243	129	15	18	0	107
GRAND TOTAL:		<u>20,211</u>	<u>8,384</u>	<u>7,821</u>	<u>507</u>	<u>714</u>	<u>1</u>	<u>2,784</u>

TOWN OF PERINTON  
MEMBER OF TOWN COUNCIL  
3 YEAR TERM

LEGISLATIVE DISTRICT OR TOWN	ELECTION DISTRICT	TOTAL VOTERS	JOSEPH H. LAFAY	DANIEL J. SULLIVAN	JOSEPH H. LAFAY	JOSEPH H. LAFAY	SCATTER	BLANK AND VOID
			REP	DEM	IND	CON		
Perinton								
	1	667	311	223	16	27	0	90
	2	630	310	194	18	23	0	85
	3	445	194	151	12	12	0	76
	4	419	141	169	12	16	1	80
	5	299	122	98	12	12	0	55
	6	451	164	195	10	20	0	62
	7	546	217	228	6	11	0	84
	8	500	233	159	14	22	0	72
	9	666	308	183	26	27	0	122
	10	596	246	211	14	19	1	105
	11	385	151	146	16	5	0	67
	12	492	197	205	9	19	0	62
	13	426	234	117	14	17	0	44
	14	501	209	205	5	17	0	65
	15	511	195	194	13	19	0	90
	16	418	187	148	5	9	0	69
	17	516	208	200	16	10	0	82
	18	480	184	175	12	21	0	88
	19	462	212	146	19	20	0	65
	20	488	232	157	9	15	0	75
	21	540	226	156	12	19	0	127
	22	352	143	139	5	11	0	54
	23	523	248	165	10	24	0	76
	24	781	363	235	21	27	0	135
	25	364	130	139	12	11	0	72
	26	541	267	161	16	27	0	70
	27	410	191	129	12	17	0	61
	28	400	181	137	10	5	0	67
	29	317	160	89	9	9	0	50
	30	488	217	154	12	18	0	87
	31	619	297	180	16	23	0	103
	32	463	194	157	15	7	0	90
	33	522	263	168	12	12	0	67
	34	565	280	167	12	18	0	88
	35	444	193	150	10	15	0	76
	36	363	145	134	8	12	0	64
	37	511	201	187	19	22	0	82
	38	626	224	243	21	22	0	116
	39	609	269	193	13	26	0	108
	40	383	171	127	9	13	0	63
	41	342	177	86	12	18	0	49
	42	521	206	189	15	19	0	92
	43	690	307	219	18	37	0	109
	44	411	197	146	10	15	0	43
	45	832	427	233	19	34	0	119
	46	301	145	89	9	16	0	42

TOWN OF PERINTON  
MEMBER OF TOWN COUNCIL  
3 YEAR TERM

LEGISLATIVE DISTRICT OR TOWN	ELECTION DISTRICT	TOTAL VOTERS	JOSEPH H. LAFAY	DANIEL J. SULLIVAN	JOSEPH H. LAFAY	JOSEPH H. LAFAY	SCATTER	BLANK AND VOID
			REP	DEM	IND	CON		
Perinton								
	47	530	266	141	12	21	0	90
	48	403	173	140	11	12	0	67
	49	428	206	142	4	14	0	62
	50	227	50	106	7	5	0	59
	51	508	305	129	5	15	0	54
	52	540	246	164	11	16	0	103
	53	421	193	150	12	20	0	46
	54	845	443	232	26	23	0	121
	55	459	258	138	12	3	0	48
	56	635	327	173	15	23	0	97
GRAND TOTAL:		<u>27,812</u>	<u>12,544</u>	<u>9,191</u>	<u>710</u>	<u>970</u>	<u>2</u>	<u>4,395</u>

TOWN OF RIGA  
SUPERINTENDENT OF HIGHWAYS  
1 YEAR TERM

LEGISLATIVE DISTRICT OR TOWN	ELECTION DISTRICT	TOTAL VOTERS	THOMAS P. KLAFEHN REP	THOMAS P. KLAFEHN CON	SCATTER	BLANK AND VOID
Riga	1	665	393	42	1	230
	2	512	318	54	0	140
	3	423	237	28	0	158
	4	506	288	29	0	189
	5	476	293	38	0	145
	6	435	253	44	0	137
GRAND TOTAL:		<u>3,017</u>	<u>1,782</u>	<u>235</u>	<u>1</u>	<u>999</u>

TOWN OF RUSH  
TOWN JUSTICE

<u>LEGISLATIVE DISTRICT OR TOWN</u>	<u>ELECTION DISTRICT</u>	<u>TOTAL VOTERS</u>	HENRY E. KIRCH <u>REP</u>	<u>SCATTER</u>	<u>BLANK AND VOID</u>
Rush	1	548	354	0	194
	2	440	289	0	151
	3	556	343	6	207
	4	591	349	0	242
GRAND TOTAL:		<u>2,135</u>	<u>1,335</u>	<u>6</u>	<u>794</u>

TOWN OF SWEDEN  
TOWN CLERK  
1 YEAR TERM

<u>LEGISLATIVE DISTRICT OR TOWN</u>	<u>ELECTION DISTRICT</u>	<u>TOTAL VOTERS</u>	<u>JANET L. OLIVIERI REP</u>	<u>JANET L. OLIVIERI CON</u>	<u>SCATTER</u>	<u>BLANK AND VOID</u>
Sweden						
	1	461	257	34	0	170
	2	375	139	29	1	206
	3	631	292	40	0	299
	4	658	341	52	2	263
	5	160	72	14	0	74
	6	479	229	41	0	209
	7	514	282	34	1	197
	8	407	215	38	0	154
	9	375	189	34	0	152
	10	634	365	44	1	224
	11	214	89	21	0	104
	12	429	257	29	0	143
GRAND TOTAL:		5,337	2,727	410	5	2,195

TOWN OF SWEDEN  
RECEIVER OF TAXES  
3 YEAR TERM

LEGISLATIVE DISTRICT OR TOWN	ELECTION DISTRICT	TOTAL VOTERS	KAREN M. SWEETING REP	KAREN M. SWEETING CON	SCATTER	BLANK AND VOID
Sweden						
	1	461	273	35	0	153
	2	375	145	28	1	201
	3	631	313	43	0	275
	4	658	358	57	1	242
	5	160	80	15	0	65
	6	479	244	42	0	193
	7	514	298	42	2	172
	8	407	226	45	0	136
	9	375	201	29	0	145
	10	634	379	45	1	209
	11	214	97	22	0	95
	12	429	269	34	0	126
GRAND TOTAL:		<u>5,337</u>	<u>2,883</u>	<u>437</u>	<u>5</u>	<u>2,012</u>



TOWN OF WHEATLAND  
SUPERVISOR  
1 YEAR TERM

LEGISLATIVE DISTRICT OR TOWN	ELECTION DISTRICT	TOTAL VOTERS	LINDA M. DOBSON REP	LINDA M. DOBSON IND	LINDA M. DOBSON CON	SCATTER	BLANK AND VOID
Wheatland							
	1	531	269	33	31	1	197
	2	508	261	32	27	0	188
	3	667	330	32	35	1	269
	4	522	265	31	26	0	200
	5	535	287	17	32	2	197
GRAND TOTAL:		<u>2,763</u>	<u>1,412</u>	<u>145</u>	<u>151</u>	<u>4</u>	<u>1,051</u>

TOWN OF WHEATLAND  
MEMBER OF TOWN COUNCIL  
1 YEAR TERM

<u>LEGISLATIVE DISTRICT OR TOWN</u>	<u>ELECTION DISTRICT</u>	<u>TOTAL VOTERS</u>	<u>EDWARD SHERO REP</u>	<u>EDWARD SHERO CON</u>	<u>SCATTER</u>	<u>BLANK AND VOID</u>
Wheatland						
	1	531	277	46	1	207
	2	508	273	43	0	192
	3	667	326	55	1	285
	4	522	273	33	0	216
	5	535	303	34	2	196
GRAND TOTAL:		<u>2,763</u>	<u>1,452</u>	<u>211</u>	<u>4</u>	<u>1,096</u>

VILLAGE/TOWN OF EAST ROCHESTER  
TOWN JUSTICE

LEGISLATIVE DISTRICT OR TOWN	ELECTION DISTRICT	TOTAL VOTERS	PAUL M. FIORAVANTI REP	J. SCOTT ODORISI DEM	J. SCOTT ODORISI IND	J. SCOTT ODORISI CON	J. SCOTT ODORISI WOR	SCATTER	BLANK AND VOID
East Rochester									
	1	531	205	242	12	20	12	0	40
	2	443	204	177	17	9	15	0	21
	3	444	172	222	17	8	7	0	18
	4	407	169	181	13	12	8	0	24
	5	382	164	168	10	15	8	0	17
	6	366	127	169	15	19	5	0	31
	7	448	184	208	12	10	14	0	20
GRAND TOTAL:		<u>3,021</u>	<u>1,225</u>	<u>1,367</u>	<u>96</u>	<u>93</u>	<u>69</u>	<u>0</u>	<u>171</u>

VOTER TURNOUT  
2004 GENERAL ELECTION  
SUMMARY

LEGISLATIVE DISTRICT OR TOWN	VOTERS ELIGIBLE	VOTED	PERCENT TURNOUT
Leg. Dist. 06	3,135	2,421	77.2
Leg. Dist. 07	1,581	1,206	76.3
Leg. Dist. 21	12,868	9,364	72.8
Leg. Dist. 22	9,448	5,342	56.5
Leg. Dist. 23	13,002	10,795	83.0
Leg. Dist. 24	7,452	6,063	81.4
Leg. Dist. 25	10,184	6,823	67.0
Leg. Dist. 26	6,864	4,997	72.8
Leg. Dist. 27	13,074	9,326	71.3
Leg. Dist. 28	9,493	6,047	63.7
Leg. Dist. 29	11,024	7,298	66.2
CITY	98,125	69,682	71.0
Brighton	22,582	19,350	85.7
Chili	18,456	15,057	81.6
Clarkson	3,692	3,012	81.6
East Rochester	3,842	3,025	78.7
Gates	17,989	13,781	76.6
Greece	61,335	48,475	79.0
Hamlin	5,223	4,144	79.3
Henrietta	20,467	16,659	81.4
Irondequoit	35,016	28,581	81.6
Mendon	6,091	5,197	85.3
Ogden	12,126	9,932	81.9
Parma	9,687	7,737	79.9
Penfield	24,094	20,256	84.1
Perinton	32,570	27,879	85.6
Pittsford	18,996	16,267	85.6
Riga	3,684	3,021	82.0
Rush	2,512	2,141	85.2
Sweden	6,702	5,351	79.8
Webster	26,773	22,548	84.2
Wheatland	3,248	2,765	85.1
TOWNS	335,085	275,178	82.1
GRAND TOTAL:	433,210	344,860	79.6

VOTER TURNOUT  
2004 GENERAL ELECTION  
DETAIL

LEGISLATIVE DISTRICT OR TOWN	ELECTION DISTRICT	VOTERS ELIGIBLE	VOTED	PERCENT TURNOUT
Leg. Dist. 06	1	748	588	78.6
	2	388	286	73.7
	3	472	365	77.3
	4	526	405	77.0
	5	474	364	76.8
	6	527	413	78.4
Leg. Dist. 06		3,135	2,421	77.2
Leg. Dist. 07	1	678	545	80.4
	2	494	377	76.3
	3	409	284	69.4
Leg. Dist. 07		1,581	1,206	76.3
Leg. Dist. 21	1	538	435	80.9
	2	486	405	83.3
	3	326	239	73.3
	4	341	258	75.7
	5 /16	584	458	78.4
	6	530	378	71.3
	7	687	528	76.9
	8	201	192	95.5
	9	451	389	86.3
	10	539	463	85.9
	11 /29-17	358	223	62.3
	12	574	428	74.6
	13	261	203	77.8
	14	602	483	80.2
	15	604	460	76.2
	17 /28	621	371	59.7
	18	555	317	57.1
	19	213	151	70.9
	20	249	198	79.5
	21	515	349	67.8
	22	650	415	63.8
	23	467	287	61.5
	24	468	398	85.0
	25	510	331	64.9
	26	463	283	61.1
	27	345	210	60.9
	29	218	135	61.9
	30	42	25	59.5
	31 /34	237	163	68.8
	32	35	22	62.9
	33	198	167	84.3
Leg. Dist. 21		12,868	9,364	72.8
Leg. Dist. 22	1	644	416	64.6
	2	250	133	53.2
	3	536	309	57.6
	4	280	132	47.1

VOTER TURNOUT  
2004 GENERAL ELECTION  
DETAIL

<u>LEGISLATIVE DISTRICT OR TOWN</u>	<u>ELECTION DISTRICT</u>	<u>VOTERS ELIGIBLE</u>	<u>VOTED</u>	<u>PERCENT TURNOUT</u>
Leg. Dist. 22	5	513	278	54.2
	6	360	250	69.4
	7	279	162	58.1
	8	424	268	63.2
	9	437	220	50.3
	10	386	214	55.4
	11	436	275	63.1
	12	346	189	54.6
	13	243	123	50.6
	14	456	278	61.0
	15	566	282	49.8
	16	287	139	48.4
	17	254	123	48.4
	18	229	166	72.5
	19	396	200	50.5
	20	461	268	58.1
	21	348	221	63.5
	22	614	328	53.4
	23	423	215	50.8
	24	<u>280</u>	<u>153</u>	<u>54.6</u>
Leg. Dist. 22		9,448	5,342	56.5
Leg. Dist. 23	1	259	231	89.2
	2	655	495	75.6
	3	404	324	80.2
	4	699	615	88.0
	5	653	501	76.7
	6	339	260	76.7
	7	589	496	84.2
	8	508	439	86.4
	9	324	284	87.7
	10	461	391	84.8
	11	482	415	86.1
	12	534	453	84.8
	13	381	303	79.5
	14	520	417	80.2
	15	396	314	79.3
	16	537	448	83.4
	17	569	480	84.4
	18	538	444	82.5
	19	482	388	80.5
	20	489	414	84.7
	21	425	356	83.8
	22	341	293	85.9
	23	320	237	74.1
	24	483	401	83.0
	25	588	510	86.7
	26	675	585	86.7
	27	<u>351</u>	<u>301</u>	<u>85.8</u>
Leg. Dist. 23		13,002	10,795	83.0
Leg. Dist. 24				

VOTER TURNOUT  
2004 GENERAL ELECTION  
DETAIL

<u>LEGISLATIVE DISTRICT OR TOWN</u>	<u>ELECTION DISTRICT</u>	<u>VOTERS ELIGIBLE</u>	<u>VOTED</u>	<u>PERCENT TURNOUT</u>
Leg. Dist. 24	1	503	449	89.3
	2	379	343	90.5
	3	478	399	83.5
	4	527	422	80.1
	5	572	393	68.7
	6	331	289	87.3
	7	324	262	80.9
	8	477	417	87.4
	9	325	278	85.5
	10	578	467	80.8
	11	395	311	78.7
	12	219	177	80.8
	13	504	391	77.6
	14	566	446	78.8
	15	601	464	77.2
	16	505	424	84.0
	17	168	131	78.0
Leg. Dist. 24		7,452	6,063	81.4
Leg. Dist. 25	1	518	427	82.4
	2	476	307	64.5
	3	625	420	67.2
	4	169	114	67.5
	5	449	305	67.9
	6	502	367	73.1
	7	558	333	59.7
	8	647	414	64.0
	9	329	191	58.1
	10	483	341	70.6
	11	492	284	57.7
	12	604	453	75.0
	13	563	290	51.5
	14 /24	618	475	76.9
	15	448	255	56.9
	16	125	99	79.2
	17	323	181	56.0
	18	529	415	78.4
	19	45	27	60.0
	20 /25	649	416	64.1
	21	311	233	74.9
	22	321	246	76.6
	23 /27-24	400	230	57.5
Leg. Dist. 25		10,184	6,823	67.0
Leg. Dist. 26	1	523	325	62.1
	2	259	158	61.0
	3	355	264	74.4
	4	390	310	79.5
	5	415	330	79.5
	7	478	366	76.6
	8	510	390	76.5

VOTER TURNOUT  
2004 GENERAL ELECTION  
DETAIL

<u>LEGISLATIVE DISTRICT OR TOWN</u>	<u>ELECTION DISTRICT</u>	<u>VOTERS ELIGIBLE</u>	<u>VOTED</u>	<u>PERCENT TURNOUT</u>
Leg. Dist. 26	9	504	376	74.6
	10	571	427	74.8
	11	496	380	76.6
	12	608	438	72.0
	13	53	29	54.7
	14	546	372	68.1
	15	477	361	75.7
	16	674	471	69.9
	17	5	0	0.0
Leg. Dist. 26		<u>6,864</u>	<u>4,997</u>	<u>72.8</u>
Leg. Dist. 27	1	594	436	73.4
	2	541	399	73.8
	3	501	408	81.4
	4	587	463	78.9
	5	642	451	70.2
	6	609	417	68.5
	7	556	441	79.3
	8	644	450	69.9
	9	576	421	73.1
	10	498	393	78.9
	11	607	448	73.8
	12	502	352	70.1
	13	574	412	71.8
	14	388	304	78.4
	15	496	356	71.8
	16	573	422	73.6
	17	315	211	67.0
	18	492	313	63.6
	19	579	401	69.3
	20	402	260	64.7
	21	294	211	71.8
	22	625	419	67.0
	23	347	258	74.4
	27	516	351	68.0
	28	616	329	53.4
Leg. Dist. 27		<u>13,074</u>	<u>9,326</u>	<u>71.3</u>
Leg. Dist. 28	1	371	255	68.7
	2	527	323	61.3
	3	393	240	61.1
	4	627	426	67.9
	5	286	210	73.4
	6	384	270	70.3
	7	625	446	71.4
	8	531	336	63.3
	9	303	210	69.3
	10	363	222	61.2
	11 /25	669	380	56.8
	12	350	185	52.9
	13	539	326	60.5



VOTER TURNOUT  
2004 GENERAL ELECTION  
DETAIL

LEGISLATIVE DISTRICT OR TOWN	ELECTION DISTRICT	VOTERS ELIGIBLE	VOTED	PERCENT TURNOUT
<u>Leg. Dist. 28</u>				
	14	663	355	53.5
	15	355	160	45.1
	16	372	258	69.4
	17	246	126	51.2
	18	630	434	68.9
	19	19	17	89.5
	21	301	246	81.7
	22	327	193	59.0
	23	502	362	72.1
	24	110	67	60.9
Leg. Dist. 28		9,493	6,047	63.7
<u>Leg. Dist. 29</u>				
	1	90	48	53.3
	2	235	126	53.6
	3	352	255	72.4
	4	571	409	71.6
	5	562	396	70.5
	6	426	286	67.1
	7	86	45	52.3
	8	529	358	67.7
	9	425	292	68.7
	10	613	370	60.4
	11	358	269	75.1
	12	510	330	64.7
	13	565	325	57.5
	14	429	294	68.5
	15	539	275	51.0
	16	250	137	54.8
	18	363	305	84.0
	19	517	318	61.5
	20	764	477	62.4
	21	521	398	76.4
	22	229	171	74.7
	23	333	284	85.3
	24	659	458	69.5
	25	373	292	78.3
	26	499	251	50.3
	27	226	129	57.1
Leg. Dist. 29		11,024	7,298	66.2
CITY		98,125	69,682	71.0
<u>Brighton</u>				
	1	590	509	86.3
	2	422	337	79.9
	3	451	390	86.5
	4	490	443	90.4
	5	506	444	87.7
	6	705	621	88.1
	7	487	429	88.1
	8	530	450	84.9
	9	425	380	89.4

VOTER TURNOUT  
2004 GENERAL ELECTION  
DETAIL

<u>LEGISLATIVE DISTRICT OR TOWN</u>	<u>ELECTION DISTRICT</u>	<u>VOTERS ELIGIBLE</u>	<u>VOTED</u>	<u>PERCENT TURNOUT</u>
Brighton	10	550	474	86.2
	11	601	532	88.5
	12	639	552	86.4
	13	396	353	89.1
	14	461	371	80.5
	15	424	370	87.3
	16	381	328	86.1
	17	339	254	74.9
	18	486	422	86.8
	19	333	291	87.4
	20	445	378	84.9
	21	434	384	88.5
	22	546	485	88.8
	23	428	376	87.9
	24	421	344	81.7
	25	417	350	83.9
	26	453	393	86.8
	27	417	372	89.2
	28	653	573	87.7
	29	373	325	87.1
	30	931	735	78.9
	31	434	373	85.9
	32	540	478	88.5
	33	580	506	87.2
	34	484	417	86.2
	35	497	409	82.3
	36	564	451	80.0
	37	596	512	85.9
	38	614	547	89.1
	39	410	368	89.8
	40	835	693	83.0
	41	619	508	82.1
	42	152	141	92.8
	43	581	497	85.5
	44	313	270	86.3
	45	393	308	78.4
	46	236	207	87.7
		22,582	19,350	85.7
Brighton				
Chili	1	481	387	80.5
	2	646	532	82.4
	3	739	588	79.6
	4	493	385	78.1
	5	518	412	79.5
	6	564	466	82.6
	7	329	269	81.8
	8	509	426	83.7
	9	472	395	83.7
	10	461	379	82.2
	11	732	570	77.9
	12	888	724	81.5

VOTER TURNOUT  
2004 GENERAL ELECTION  
DETAIL

<u>LEGISLATIVE DISTRICT OR TOWN</u>	<u>ELECTION DISTRICT</u>	<u>VOTERS ELIGIBLE</u>	<u>VOTED</u>	<u>PERCENT TURNOUT</u>
Chili	13	780	668	85.6
	14	579	478	82.6
	15	543	435	80.1
	16	669	561	83.9
	17	1,058	933	88.2
	18	944	794	84.1
	19	474	406	85.7
	20	846	684	80.9
	21	408	341	83.6
	22	823	629	76.4
	23	492	389	79.1
	24	856	709	82.8
	25	519	414	79.8
	26	752	591	78.6
	27	538	431	80.1
	28	493	377	76.5
	29	380	319	83.9
	30	434	341	78.6
	31	<u>36</u>	<u>24</u>	<u>66.7</u>
Chili		18,456	15,057	81.6
Clarkson	1	709	564	79.5
	2	604	469	77.6
	3	574	479	83.4
	4	769	640	83.2
	5	601	489	81.4
	6	<u>435</u>	<u>371</u>	<u>85.3</u>
Clarkson		3,692	3,012	81.6
East Rochester	1	726	533	73.4
	2	548	443	80.8
	3	498	445	89.4
	4	534	408	76.4
	5	491	382	77.8
	6	489	366	74.8
	7	<u>556</u>	<u>448</u>	<u>80.6</u>
East Rochester		3,842	3,025	78.7
Gates	1	382	309	80.9
	2	509	390	76.6
	3	478	330	69.0
	4	557	425	76.3
	5	570	486	85.3
	6	579	469	81.0
	7	791	646	81.7
	8	421	333	79.1
	9	624	489	78.4
	10	284	219	77.1
	11	383	319	83.3
	12	371	281	75.7

VOTER TURNOUT  
2004 GENERAL ELECTION  
DETAIL

<u>LEGISLATIVE DISTRICT OR TOWN</u>	<u>ELECTION DISTRICT</u>	<u>VOTERS ELIGIBLE</u>	<u>VOTED</u>	<u>PERCENT TURNOUT</u>
Gates	13	636	461	72.5
	14	443	321	72.5
	15	737	551	74.8
	16	461	341	74.0
	17	543	385	70.9
	18	641	463	72.2
	19	499	416	83.4
	20	518	406	78.4
	21	513	391	76.2
	22	430	345	80.2
	23	514	399	77.6
	24	741	543	73.3
	25	486	388	79.8
	26	625	499	79.8
	27	701	496	70.8
	28	475	358	75.4
	29	547	412	75.3
	30	328	251	76.5
	31	435	327	75.2
	32	561	459	81.8
	33	316	216	68.4
	34	467	358	76.7
	35	423	299	70.7
Gates		17,989	13,781	76.6
Greece	1	484	395	81.6
	2	551	450	81.7
	3	533	441	82.7
	4	427	343	80.3
	5	428	326	76.2
	6	456	360	78.9
	7	621	478	77.0
	8	595	454	76.3
	9	573	397	69.3
	10	514	377	73.3
	11	355	271	76.3
	12	387	279	72.1
	13	445	369	82.9
	14	458	337	73.6
	15	455	366	80.4
	16	345	280	81.2
	17	636	512	80.5
	18	612	484	79.1
	19	519	376	72.4
	20	586	426	72.7
	21	486	391	80.5
	22	427	332	77.8
	23	793	604	76.2
	24	949	802	84.5
	25	604	457	75.7
	26	496	399	80.4

VOTER TURNOUT  
2004 GENERAL ELECTION  
DETAIL

<u>LEGISLATIVE DISTRICT OR TOWN</u>	<u>ELECTION DISTRICT</u>	<u>VOTERS ELIGIBLE</u>	<u>VOTED</u>	<u>PERCENT TURNOUT</u>
Greece				
	27	959	733	76.4
	28	680	549	80.7
	29	543	447	82.3
	30	396	311	78.5
	31	473	367	77.6
	32	639	473	74.0
	33	842	701	83.3
	34	555	448	80.7
	35	480	381	79.4
	36	643	512	79.6
	37	415	317	76.4
	38	700	550	78.6
	39	352	290	82.4
	40	461	367	79.6
	41	595	470	79.0
	42	542	413	76.2
	43	832	665	79.9
	44	704	589	83.7
	45	757	624	82.4
	46	393	313	79.6
	47	530	446	84.2
	48	444	362	81.5
	49	397	358	90.2
	50	545	452	82.9
	51	339	276	81.4
	52	734	571	77.8
	53	559	406	72.6
	54	600	483	80.5
	55	459	375	81.7
	56	666	535	80.3
	57	695	548	78.8
	58	732	567	77.5
	59	631	453	71.8
	60	529	409	77.3
	61	591	429	72.6
	62	738	579	78.5
	63	625	480	76.8
	64	507	394	77.7
	65	581	444	76.4
	66	383	309	80.7
	67	484	372	76.9
	68	606	494	81.5
	69	373	307	82.3
	70	642	515	80.2
	71	665	545	82.0
	72	652	528	81.0
	73	408	302	74.0
	74	567	417	73.5
	75	504	388	77.0
	76	405	333	82.2
	77	626	490	78.3

VOTER TURNOUT  
2004 GENERAL ELECTION  
DETAIL

<u>LEGISLATIVE DISTRICT OR TOWN</u>	<u>ELECTION DISTRICT</u>	<u>VOTERS ELIGIBLE</u>	<u>VOTED</u>	<u>PERCENT TURNOUT</u>
Greece	78	436	350	80.3
	79	700	597	85.3
	80	671	544	81.1
	81	403	312	77.4
	82	608	438	72.0
	83	499	367	73.5
	84	674	533	79.1
	85	749	584	78.0
	86	708	567	80.1
	87	505	391	77.4
	88	578	467	80.8
	89	489	393	80.4
	90	655	526	80.3
	91	868	717	82.6
	92	973	779	80.1
	93	760	584	76.8
	94	561	435	77.5
	95	512	410	80.1
	96	663	527	79.5
	97	756	631	83.5
	98	791	595	75.2
	99	603	502	83.3
	100	706	554	78.5
	101	425	336	79.1
	102	818	658	80.4
	103	661	555	84.0
	104	686	554	80.8
	105	421	353	83.8
	106	543	423	77.9
Greece		61,335	48,475	79.0
Hamlin	1	560	444	79.3
	2	597	490	82.1
	3	419	345	82.3
	4	421	333	79.1
	5	530	424	80.0
	6	384	306	79.7
	7	696	559	80.3
	8	472	359	76.1
	9	413	293	70.9
	10	626	505	80.7
	11	105	86	81.9
Hamlin		5,223	4,144	79.3
Henrietta	1	694	580	83.6
	2	536	435	81.2
	3	500	395	79.0
	4	511	414	81.0
	5	573	469	81.8
	6	574	460	80.1
	7	466	382	82.0

VOTER TURNOUT  
2004 GENERAL ELECTION  
DETAIL

<u>LEGISLATIVE DISTRICT OR TOWN</u>	<u>ELECTION DISTRICT</u>	<u>VOTERS ELIGIBLE</u>	<u>VOTED</u>	<u>PERCENT TURNOUT</u>	
Henrietta	8	569	443	77.9	
	9	519	399	76.9	
	10	576	454	78.8	
	11	583	449	77.0	
	12	519	436	84.0	
	13	665	558	83.9	
	14	475	381	80.2	
	15	626	494	78.9	
	16	442	349	79.0	
	17	603	498	82.6	
	18	656	525	80.0	
	19	554	428	77.3	
	20	401	320	79.8	
	21	416	348	83.7	
	22	687	602	87.6	
	23	604	464	76.8	
	24	623	480	77.0	
	25	494	420	85.0	
	26	913	755	82.7	
	27	764	650	85.1	
	28	615	522	84.9	
	29	724	617	85.2	
	30	1,014	846	83.4	
	31	426	331	77.7	
	32	614	519	84.5	
	33	444	366	82.4	
	34	430	309	71.9	
	35	657	561	85.4	
			<u>20,467</u>	<u>16,659</u>	<u>81.4</u>
	Henrietta				
	Irondequoit	1	654	527	80.6
		2	438	356	81.3
		3	652	524	80.4
		4	494	408	82.6
		5	527	438	83.1
	6	702	596	84.9	
	7	636	558	87.7	
	8	565	484	85.7	
	9	562	474	84.3	
	10	483	430	89.0	
	11	325	272	83.7	
	12	462	379	82.0	
	13	686	577	84.1	
	14	635	517	81.4	
	15	581	510	87.8	
	16	616	523	84.9	
	17	356	300	84.3	
	18 /71/72	848	669	78.9	
	19	656	516	78.7	
	20	415	370	89.2	
	21	522	443	84.9	

VOTER TURNOUT  
2004 GENERAL ELECTION  
DETAIL

<u>LEGISLATIVE DISTRICT OR TOWN</u>	<u>ELECTION DISTRICT</u>	<u>VOTERS ELIGIBLE</u>	<u>VOTED</u>	<u>PERCENT TURNOUT</u>
Irondequoit	22	559	459	82.1
	23	463	392	84.7
	24	475	407	85.7
	25	559	447	80.0
	26	464	329	70.9
	27	323	265	82.0
	28	446	354	79.4
	29	472	396	83.9
	30	458	388	84.7
	31	472	412	87.3
	32	552	460	83.3
	33	399	326	81.7
	34	767	633	82.5
	35	376	314	83.5
	36	465	329	70.8
	37	455	356	78.2
	38	406	317	78.1
	39	378	270	71.4
	40	326	266	81.6
	41	538	443	82.3
	42	491	424	86.4
	43	439	345	78.6
	44	847	709	83.7
	45	437	344	78.7
	46	560	456	81.4
	47	203	168	82.8
	48	483	407	84.3
	49	455	383	84.2
	50	488	336	68.9
	51	575	500	87.0
	52	633	514	81.2
	53	488	378	77.5
	54	217	162	74.7
	55	593	486	82.0
	56	455	380	83.5
	57	724	606	83.7
	58	610	474	77.7
	59	492	389	79.1
	60	529	451	85.3
	61	643	532	82.7
	62	520	441	84.8
	63	407	328	80.6
	64	285	245	86.0
	65	397	282	71.0
	66	400	248	62.0
	67	454	355	78.2
	68	544	444	81.6
	69	310	228	73.5
	70	169	132	78.1
Irondequoit		35,016	28,581	81.6
Mendon				



VOTER TURNOUT  
2004 GENERAL ELECTION  
DETAIL

<u>LEGISLATIVE DISTRICT OR TOWN</u>	<u>ELECTION DISTRICT</u>	<u>VOTERS ELIGIBLE</u>	<u>VOTED</u>	<u>PERCENT TURNOUT</u>
Mendon	1	827	705	85.2
	2	674	559	82.9
	3	777	674	86.7
	4	652	541	83.0
	5	733	646	88.1
	6	647	570	88.1
	7	790	675	85.4
	8	370	292	78.9
	9	621	535	86.2
Mendon		6,091	5,197	85.3
Ogden	1	578	467	80.8
	2	572	502	87.8
	3	754	628	83.3
	4	580	472	81.4
	5	572	493	86.2
	6	737	611	82.9
	7	338	286	84.6
	8	611	494	80.9
	9	583	472	81.0
	10	539	462	85.7
	11	572	467	81.6
	12	683	563	82.4
	13	612	505	82.5
	14	588	472	80.3
	15	760	605	79.6
	16	394	316	80.2
	17	532	415	78.0
	18	768	591	77.0
	19	667	523	78.4
	20	686	588	85.7
Ogden		12,126	9,932	81.9
Parma	1	688	556	80.8
	2	793	656	82.7
	3	577	459	79.5
	4	663	506	76.3
	5	481	384	79.8
	6	308	253	82.1
	7	631	496	78.6
	8	650	536	82.5
	9	687	555	80.8
	10	682	526	77.1
	11	653	530	81.2
	12	744	571	76.7
	13	832	699	84.0
	14	686	502	73.2
	15	612	508	83.0
Parma		9,687	7,737	79.9
Penfield				

VOTER TURNOUT  
2004 GENERAL ELECTION  
DETAIL

<u>LEGISLATIVE DISTRICT OR TOWN</u>	<u>ELECTION DISTRICT</u>	<u>VOTERS ELIGIBLE</u>	<u>VOTED</u>	<u>PERCENT TURNOUT</u>
Penfield	1	301	238	79.1
	2	654	531	81.2
	3	432	370	85.6
	4	821	682	83.1
	5	589	494	83.9
	6	541	465	86.0
	7	510	452	88.6
	8	638	476	74.6
	9	680	600	88.2
	10	494	421	85.2
	11	393	333	84.7
	12	635	547	86.1
	13	759	622	81.9
	14	737	596	80.9
	15	704	600	85.2
	16	287	253	88.2
	17	631	536	84.9
	18	420	341	81.2
	19	779	670	86.0
	20	715	605	84.6
	21	683	572	83.7
	22	578	482	83.4
	23	773	658	85.1
	24	775	678	87.5
	25	552	462	83.7
	26	419	351	83.8
	27	675	582	86.2
	28	572	466	81.5
	29	809	689	85.2
	30	935	815	87.2
	31	445	348	78.2
	32	419	353	84.2
	33	559	459	82.1
	34	468	390	83.3
	35	692	569	82.2
	36	557	477	85.6
	37	986	826	83.8
	38	449	371	82.6
	39	424	362	85.4
	40	604	514	85.1
		24,094	20,256	84.1
Penfield				
Perinton	1	787	669	85.0
	2	761	633	83.2
	3	499	446	89.4
	4	503	421	83.7
	5	362	300	82.9
	6	499	452	90.6
	7	626	547	87.4
	8	581	502	86.4
	9	770	667	86.6

VOTER TURNOUT  
2004 GENERAL ELECTION  
DETAIL

<u>LEGISLATIVE DISTRICT OR TOWN</u>	<u>ELECTION DISTRICT</u>	<u>VOTERS ELIGIBLE</u>	<u>VOTED</u>	<u>PERCENT TURNOUT</u>
Perinton	10	681	596	87.5
	11	455	386	84.8
	12	558	493	88.4
	13	492	429	87.2
	14	571	501	87.7
	15	617	511	82.8
	16	472	418	88.6
	17	593	516	87.0
	18	556	480	86.3
	19	538	462	85.9
	20	549	489	89.1
	21	648	542	83.6
	22	406	352	86.7
	23	622	523	84.1
	24	927	783	84.5
	25	439	364	82.9
	26	616	542	88.0
	27	467	410	87.8
	28	457	400	87.5
	29	362	318	87.8
	30	601	492	81.9
	31	747	621	83.1
	32	578	468	81.0
	33	591	522	88.3
	34	667	566	84.9
	35	534	444	83.1
	36	439	363	82.7
	37	607	511	84.2
	38	762	629	82.5
	39	695	610	87.8
	40	436	388	89.0
	41	393	345	87.8
	42	606	521	86.0
	43	789	692	87.7
	44	489	415	84.9
	45	979	832	85.0
	46	343	301	87.8
	47	612	530	86.6
	48	469	406	86.6
	49	518	428	82.6
	50	328	229	69.8
	51	601	509	84.7
	52	668	542	81.1
	53	502	421	83.9
	54	957	845	88.3
	55	514	462	89.9
	56	731	635	86.9
Perinton		32,570	27,879	85.6
Pittsford	1	487	415	85.2
	2	519	462	89.0

VOTER TURNOUT  
2004 GENERAL ELECTION  
DETAIL

<u>LEGISLATIVE DISTRICT OR TOWN</u>	<u>ELECTION DISTRICT</u>	<u>VOTERS ELIGIBLE</u>	<u>VOTED</u>	<u>PERCENT TURNOUT</u>	
Pittsford	3	755	668	88.5	
	4	671	576	85.8	
	5	426	370	86.9	
	6	601	520	86.5	
	7	292	258	88.4	
	8	568	479	84.3	
	9	592	520	87.8	
	10	1,081	900	83.3	
	11	513	449	87.5	
	12	546	459	84.1	
	13	398	354	88.9	
	14	426	370	86.9	
	15	535	407	76.1	
	16	452	400	88.5	
	17	749	633	84.5	
	18	606	504	83.2	
	19	363	311	85.7	
	20	543	486	89.5	
	21	659	576	87.4	
	22	685	595	86.9	
	23	508	430	84.6	
	24	675	580	85.9	
	25	612	528	86.3	
	26	564	494	87.6	
	27	528	451	85.4	
	28	521	437	83.9	
	29	540	461	85.4	
	30	514	421	81.9	
	31	694	592	85.3	
	32	591	506	85.6	
	33	782	655	83.8	
	Pittsford		<u>18,996</u>	<u>16,267</u>	<u>85.6</u>
	Riga	1	781	667	85.4
2		615	512	83.3	
3		508	424	83.5	
4		638	506	79.3	
5		585	477	81.5	
6		557	435	78.1	
Riga		<u>3,684</u>	<u>3,021</u>	<u>82.0</u>	
Rush	1	654	548	83.8	
	2	500	442	88.4	
	3	661	558	84.4	
	4	697	593	85.1	
Rush		<u>2,512</u>	<u>2,141</u>	<u>85.2</u>	
Sweden	1	603	462	76.6	
	2	507	380	75.0	
	3	784	631	80.5	

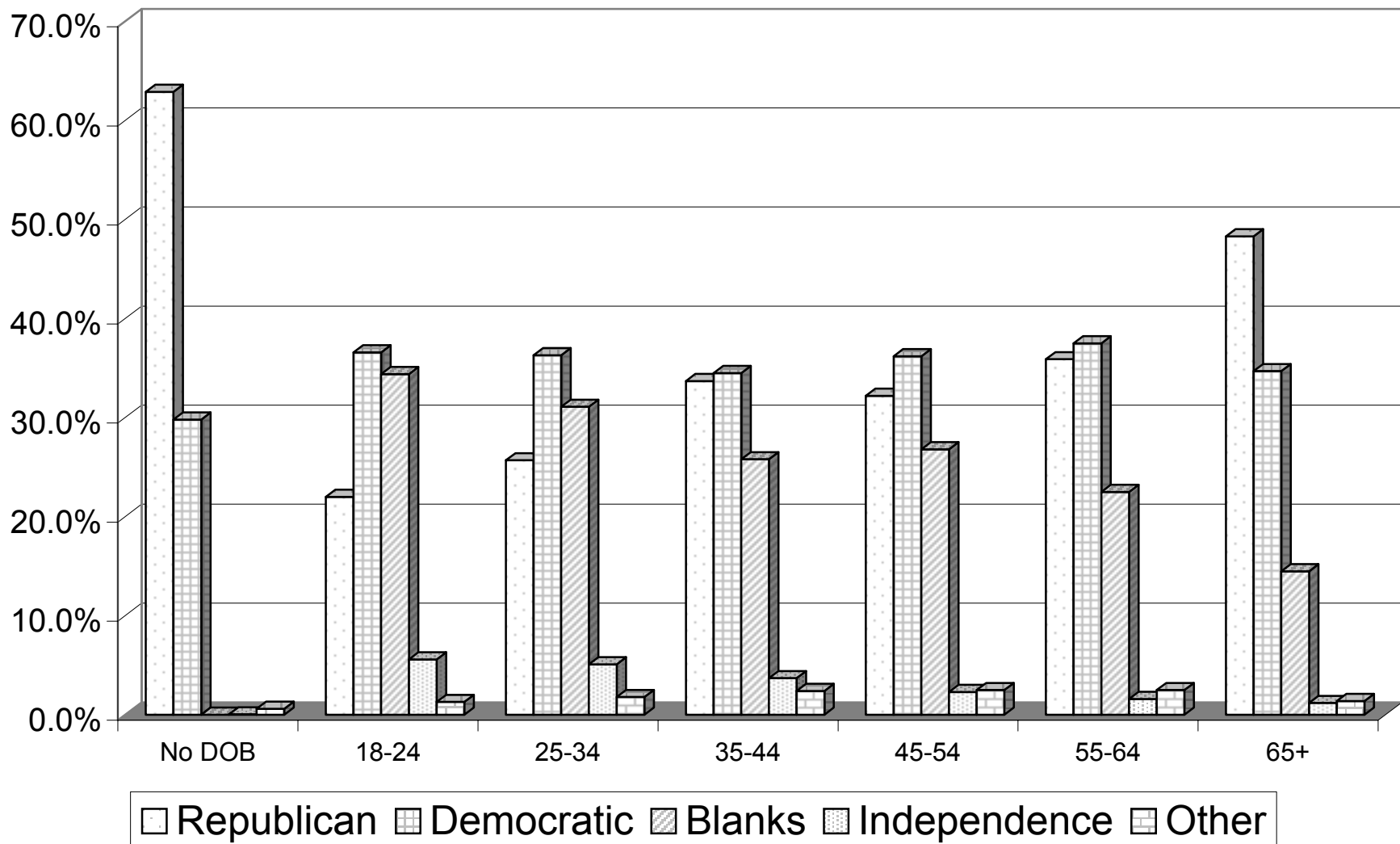
VOTER TURNOUT  
2004 GENERAL ELECTION  
DETAIL

<u>LEGISLATIVE DISTRICT OR TOWN</u>	<u>ELECTION DISTRICT</u>	<u>VOTERS ELIGIBLE</u>	<u>VOTED</u>	<u>PERCENT TURNOUT</u>
Sweden	4	819	658	80.3
	5	193	160	82.9
	6	589	484	82.2
	7	629	515	81.9
	8	502	407	81.1
	9	493	375	76.1
	10	778	634	81.5
	11	297	216	72.7
	12	508	429	84.4
Sweden		6,702	5,351	79.8
Webster	1	598	525	87.8
	2	761	595	78.2
	3	540	455	84.3
	4	413	325	78.7
	5	685	568	82.9
	6	638	521	81.7
	7	710	585	82.4
	8	555	479	86.3
	9	781	671	85.9
	10	798	713	89.3
	11	549	482	87.8
	12	732	631	86.2
	13	563	475	84.4
	14	545	463	85.0
	15	443	376	84.9
	16	732	628	85.8
	17	517	464	89.7
	18	477	411	86.2
	19	811	684	84.3
	20	755	627	83.0
	21	778	639	82.1
	22	690	576	83.5
	23	561	476	84.8
	24	1,085	911	84.0
	25	665	558	83.9
	26	659	524	79.5
	27	541	443	81.9
	28	561	506	90.2
	29	468	416	88.9
	30	512	390	76.2
	31	581	465	80.0
	32	660	552	83.6
	33	658	554	84.2
	34	381	320	84.0
	35	419	339	80.9
	36	593	499	84.1
	37	747	654	87.6
	38	814	676	83.0
	39	519	452	87.1
	40	782	663	84.8

VOTER TURNOUT  
2004 GENERAL ELECTION  
DETAIL

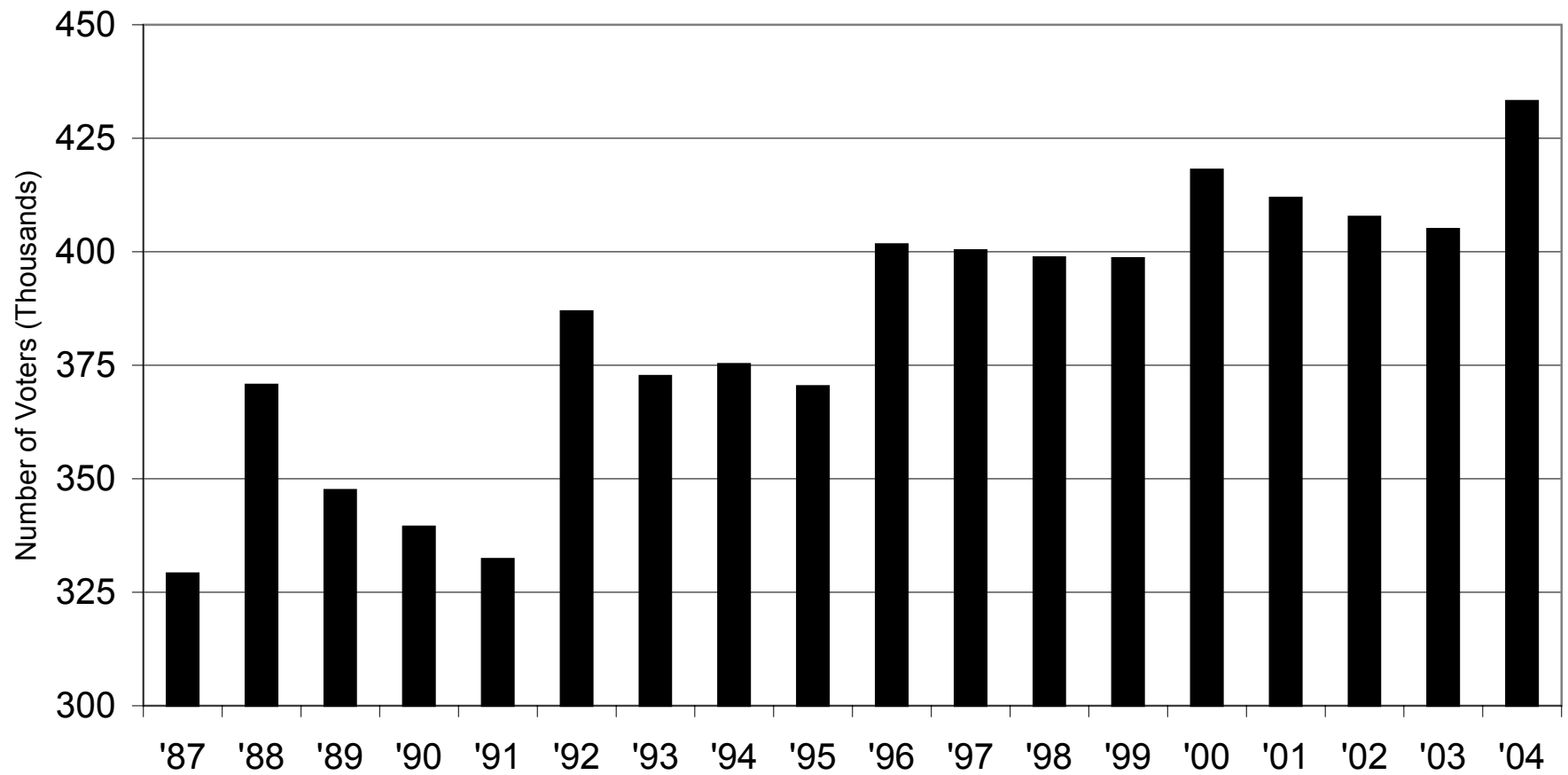
<u>LEGISLATIVE DISTRICT OR TOWN</u>	<u>ELECTION DISTRICT</u>	<u>VOTERS ELIGIBLE</u>	<u>VOTED</u>	<u>PERCENT TURNOUT</u>
Webster	41	527	433	82.2
	42	541	463	85.6
	43	428	361	84.3
Webster		26,773	22,548	84.2
Wheatland	1	601	531	88.4
	2	595	508	85.4
	3	785	668	85.1
	4	622	523	84.1
	5	645	535	82.9
Wheatland		3,248	2,765	85.1
TOWNS		335,085	275,178	82.1
GRAND TOTAL:		433,210	344,860	79.6

# PARTY ENROLLMENT BY AGE



# Voter Registration

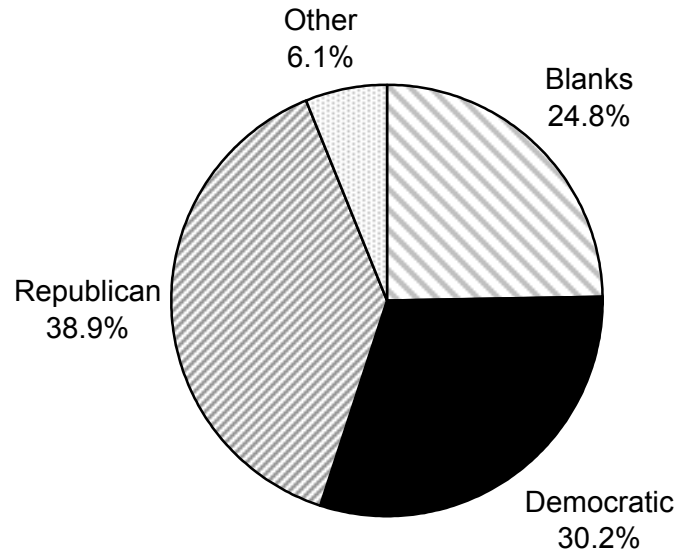
## for 1987-2004 General Elections



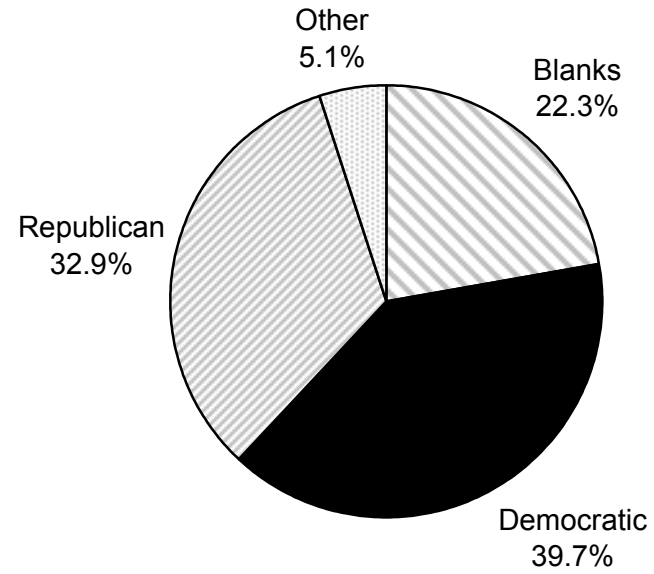


# PROFILE OF PARTY ENROLLMENTS

By Gender



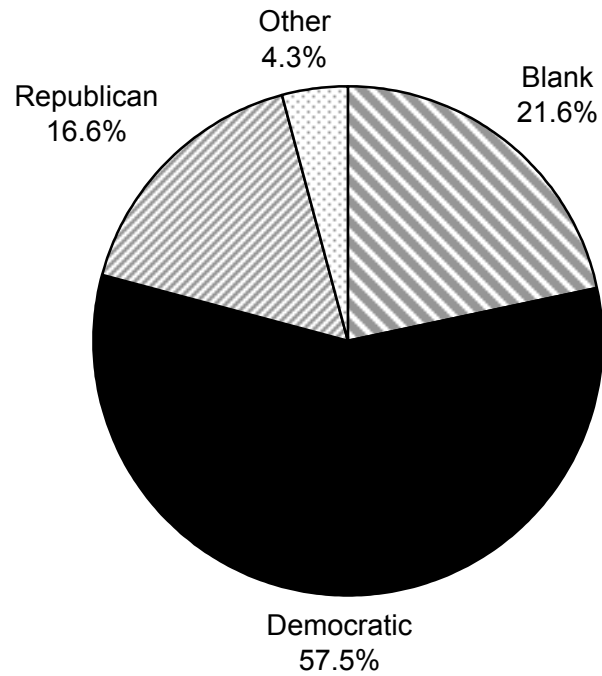
Male



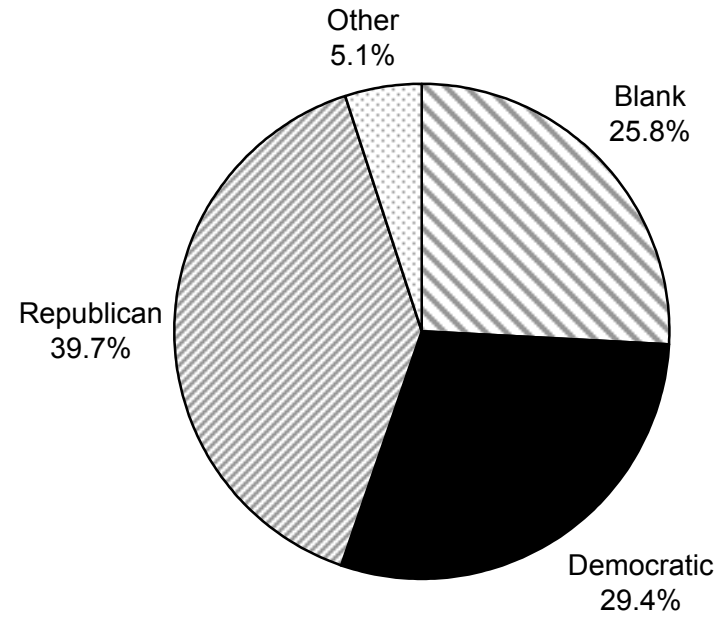
Female

# PROFILE OF PARTY ENROLLMENTS

By Location

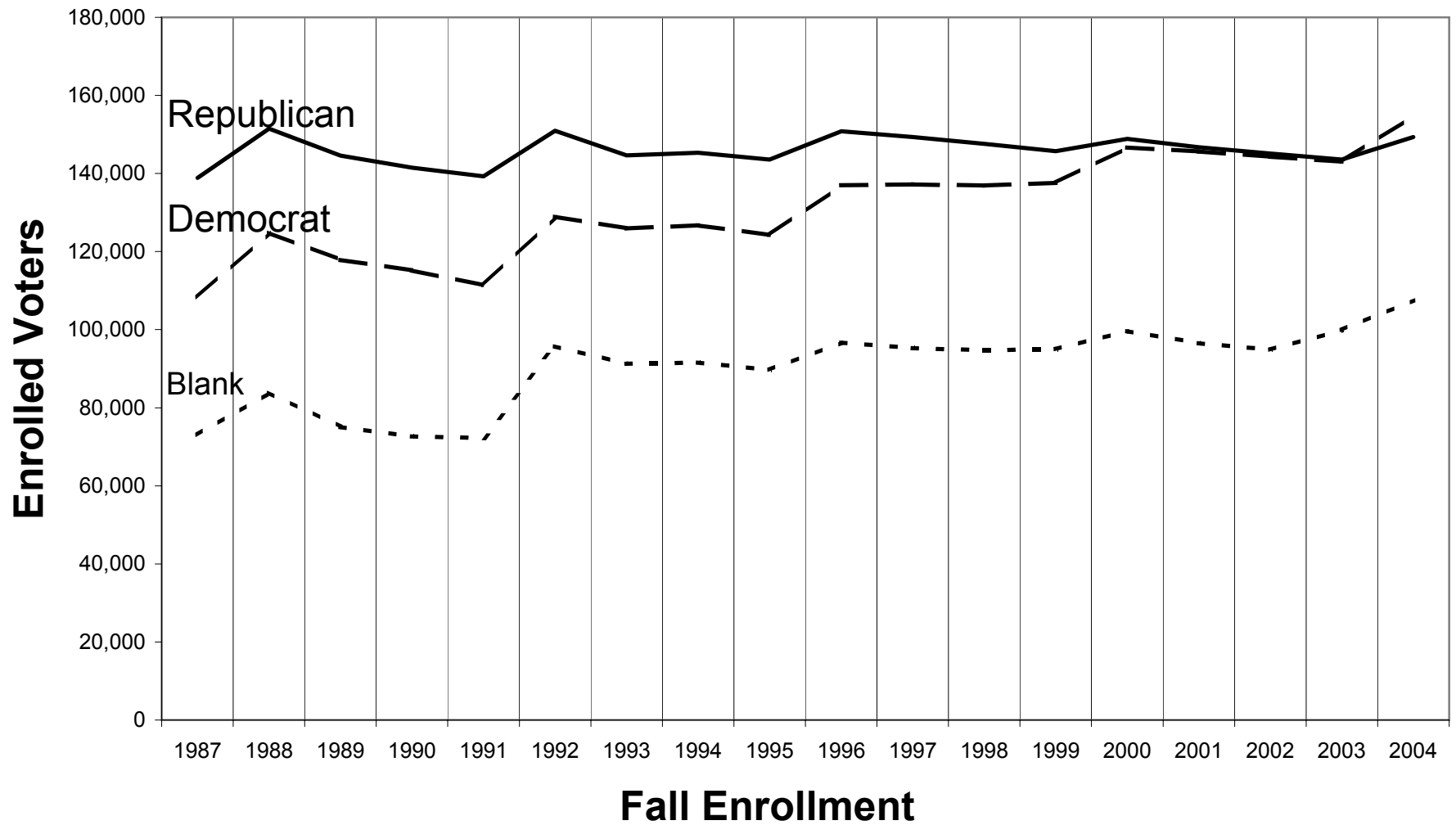


CITY



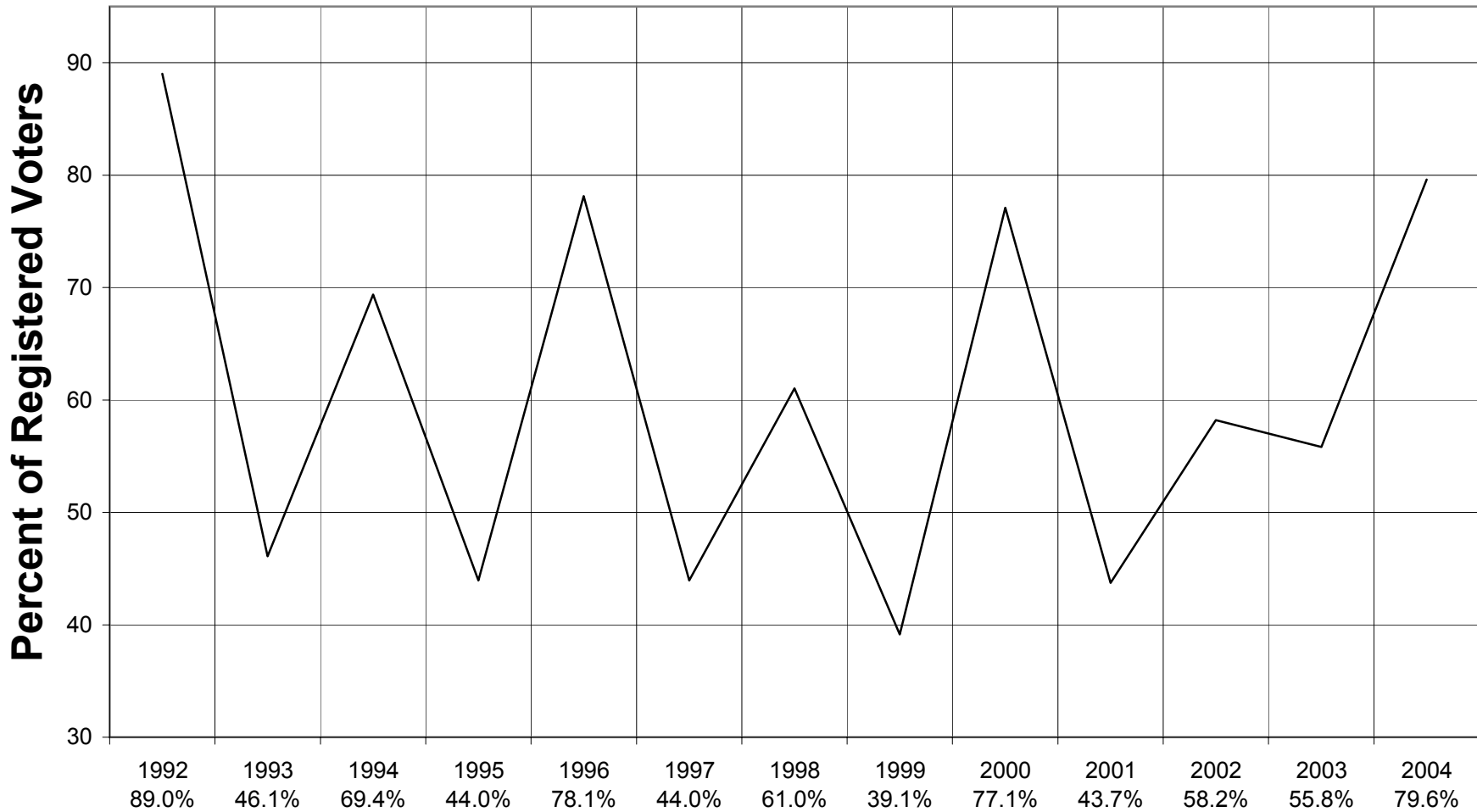
TOWNS

# Party Enrollment Trends



# Voter Turnout for General Election

## 1992 Through 2004



## VOTER TURNOUT HISTORY

Year	Registered Voters	Number Voting	Turnout
2004	433,210	344,860	79.6%
2003	405,192	226,044	55.8%
2002	407,664	236,691	58.1%
2001	411,870	180,140	43.7%
2000	418,041	322,394	77.1%
1999	398,605	156,007	39.1%
1998	398,749	243,338	61.0%
1997	400,304	175,945	44.0%
1996	401,311	313,531	78.1%
1995	370,380	162,805	44.0%
1994	375,974	260,831	69.4%
1993	372,647	171,732	46.1%
1992	386,447	344,009	89.0%
1991	332,460	236,403	71.1%
1990	339,430	226,634	66.8%
1989	347,479	184,047	53.0%
1988	370,663	314,046	84.7%
1987	329,156	215,370	65.4%
1986	339,971	230,498	67.8%
1985	353,149	154,123	43.6%
1984	380,186	320,191	84.2%
1983	348,622	225,376	64.6%
1982	340,165	256,092	75.3%
1981	329,075	194,989	59.3%
1980	349,265	310,042	88.8%
1979	307,673	219,752	71.4%
1978	316,152	222,064	70.2%
1977	326,078	207,501	63.6%
1976	344,627	306,650	89.0%
1975	311,831	233,826	75.0%
1974	323,060	250,686	77.6%
1973	333,863	237,472	71.1%
1972	356,840	322,229	90.3%
1971	315,899	248,127	78.5%
1970	307,866	267,339	86.8%
1969	304,962	234,504	76.9%
1968	322,172	299,390	92.9%
1967	295,320	254,803	86.3%
1966	293,229	251,386	85.7%
1965	296,572	243,672	82.2%
1964	307,806	290,326	94.3%