



MONROE COUNTY BOARD OF ELECTIONS

39 WEST MAIN STREET • ROCHESTER, NEW YORK 14614 • (585) 428-4550
TDD# 428-2390

M. BETSY RELIN
COMMISSIONER

PETER M. QUINN
COMMISSIONER

THOMAS F. FERRARESE
DEPUTY COMMISSIONER

DOUGLAS E. FRENCH
DEPUTY COMMISSIONER

**OFFICIAL CANVASS
OF THE
BOARD OF CANVASSERS
OF THE
COUNTY OF MONROE**

IN RELATION TO THE VOTES GIVEN AT THE PRIMARY ELECTION HELD ON THE
TWENTY FIFTH DAY OF SEPTEMBER AND THE GENERAL ELECTION
HELD IN SAID COUNTY ON THE SIXTH DAY OF NOVEMBER

2001

CONTENTS

Canvass of September Primary Results.....
Canvass of General Election Results.....
Seventh Judicial District Results by County
Listing of Party Abbreviations Appearing in Canvass
Text of Ballot Proposals Submitted to Voters.....
Party Enrollment Graph.....

September 25, 2001 Primary Election Results:

Republican - Member of City Council at Large
Republican - Chili Member of Town Council.....
Republican - Clarkson Town Supervisor
Republican - Clarkson Town Justice.....
Republican - Greece Member of Town Council 2nd Ward.....
Republican - Hamlin Member of Town Council.....
Republican - Irondequoit Town Justice.....
Republican - Mendon Town Justice.....
Republican - Mendon Member of Town Council
Republican - Riga Supervisor.....
Democratic - County Legislator 25th District
Democratic - County Legislator 28th District
Independence - Irondequoit Town Justice.....
Conservative - Chili Supervisor
Conservative - Clarkson Supervisor.....
Conservative - Clarkson Town Justice.....
Conservative - Hamlin Supervisor
Conservative - Henrietta Supervisor
Conservative - Irondequoit Town Justice.....
Conservative - Mendon Town Justice.....

November 6, 2001 General Election Results:

Justice of the Supreme Court 7th Judicial District.....
Family Court Judge
County Clerk
County Sheriff
County Legislator 1st District.....
County Legislator 2nd District.....
County Legislator 3rd District.....
County Legislator 4th District
County Legislator 5th District
County Legislator 6th District
County Legislator 7th District.....

County Legislator 8th District
County Legislator 9th District
County Legislator 10th District
County Legislator 11th District
County Legislator 12th District
County Legislator 13th District
County Legislator 14th District
County Legislator 15th District
County Legislator 16th District
County Legislator 17th District
County Legislator 18th District
County Legislator 19th District
County Legislator 20th District
County Legislator 21st District.....
County Legislator 22nd District.....
County Legislator 23rd District
County Legislator 24th District
County Legislator 25th District
County Legislator 26th District
County Legislator 27th District
County Legislator 28th District
County Legislator 29th District
Mayor, City of Rochester
City Court Judge.....
Member of City Council at Large.....
Commissioner of Schools.....
Brighton Town Offices
Chili Town Offices
Clarkson Town Offices.....
East Rochester Village Offices.....
Gates Town Offices
Greece Town Offices.....
Hamlin Town Offices
Henrietta Town Offices
Irondequoit Town Offices
Mendon Town Offices.....
Ogden Town Offices
Parma Town Offices
Penfield Town Offices.....
Perinton Town Offices
Pittsford Town Offices
Riga Town Offices
Rush Town Offices.....
Sweden Town Offices
Webster Town Offices.....

Wheatland Town Offices.....

State Proposal One, An Amendment - Gender Neutral Constitutional Revision.....

Rush Town Proposal Two - Town Hall Project

Voter Turnout - 2001 General Election.....

Profile of Registered Voters by Party

Party Enrollment by Age

Voter Registration 1984-2001

Party Enrollment by Gender

Party Enrollment by Location.....

Party Enrollment Trends.....

Voter Turnout General Election

Voter Turnout History

CANVASS OF PRIMARY ELECTION RESULTS

We, M. Betsy Relin and Peter M. Quinn, Board of Elections of the County of Monroe, having canvassed the votes cast at the Primary Election held in this state on the 25th day of September, 2001, do hereby certify that the following votes were received:

REPUBLICAN PARTY

MEMBER OF CITY COUNCIL - AT LARGE

Christopher S. Tillett	1,238 Votes
Marion L. Miles	976 Votes
Jason Pielaet	690 Votes
Jerome L. Wilson	1,068 Votes
Luis R. Zamot	901 Votes
Anthony Giordano	892 Votes
Paul A. Dreas	791 Votes
Michael P. McManus	975 Votes

CHILI MEMBER OF TOWN COUNCIL

J. Donald Faso	734 Votes
Edward Merante	591 Votes
Mary C. Sperr	694 Votes

CLARKSON TOWN SUPERVISOR

Paul M. Kimball	425 Votes
Christa L. Filipowicz	280 Votes

CLARKSON TOWN JUSTICE

Allyn S. Hammel	463 Votes
Cynthia T. Chasse	213 Votes

GREECE MEMBER OF TOWN COUNCIL - 2ND WARD

Curtis H. Rossow	309 Votes
Bob Bilsky	797 Votes

HAMLIN MEMBER OF TOWN COUNCIL

Shirley M. Hollink	429 Votes
Paul S. Rath	531 Votes
David G. Rose	411 Votes

IRONDEQUOIT TOWN JUSTICE

Christopher J. Enos	1,485 Votes
John L. DeMarco	1,555 Votes
Joseph T. Genier	1,361 Votes

MENDON TOWN JUSTICE

Steven E. Malone 353 Votes
Alan L. Ross 424 Votes

MENDON MEMBER OF TOWN COUNCIL

Donald T. Irvine 423 Votes
Roy A. Cluff 488 Votes
Paul S. Tichenor 521 Votes

RIGA SUPERVISOR

William L. Wittman 168 Votes
Timothy W. Rowe 343 Votes

DEMOCRATIC PARTY

COUNTY LEGISLATOR, 25TH DISTRICT - 4 YEAR TERM

Floyd James 306 Votes
Calvin Lee 675 Votes

COUNTY LEGISLATOR, 28TH DISTRICT - 4 YEAR TERM

Thomas F. Brennan 279 Votes
Carla M. Palumbo 442 Votes

INDEPENDENCE PARTY

IRONDEQUOIT TOWN JUSTICE

P. Keely Costello 19 Votes
Joseph T. Genier 28 Votes
John L. DeMarco 31 Votes
Christopher J. Enos 34 Votes

CONSERVATIVE PARTY

CHILI SUPERVISOR

George A. Goodwin, Jr. 88 Votes
Stephen W. Hendershott 50 Votes

CLARKSON SUPERVISOR

Christa L. Filipowicz. 14 Votes
Paul M. Kimball 7 Votes

CLARKSON TOWN JUSTICE

Allyn S. Hammel 12 Votes

Cynthia T. Chasse 8 Votes

HAMLIN SUPERVISOR

Austin F. Warner, III 24 Votes

Opportunity To Ballot(David Rose) 4 Votes

HENRIETTA SUPERVISOR

James R. Breese 54 Votes

John J. Howland 188 Votes

IRONDEQUOIT TOWN JUSTICE

John L. DeMarco 129 Votes

Joseph T. Genier 139 Votes

P. Keely Costello 72 Votes

Christopher J. Enos 122 Votes

MENDON TOWN JUSTICE

Steven E. Malone 11 Votes

Alan L. Ross 22 Votes

CANVASS OF GENERAL ELECTION RESULTS

We, M. Betsy Relin and Peter M. Quinn, Board of Elections of the County of Monroe, having canvassed the votes cast at the General Election held in this state on the 6th day of November, 2001, hereby certify that the following candidates received the votes set opposite their names:

State Supreme Court Justice - 7th Judicial District

Republican-Conservative, Mary Doyle	66,432 Votes
Democratic-Judicial Integrity, Joseph D. Valentino	102,320 Votes

Family Court Judge

Republican-Conservative, Ann Marie Taddeo	105,149 Votes
Democratic, Anthony Leavy.....	54,244 Votes

County Clerk

Republican-Conservative, Maggie Brooks.....	125,981 Votes
Democratic, Eftihia Bourtis.....	44,359 Votes

County Sheriff

Republican, Patrick M. O'Flynn	105,109 Votes
Democratic-Conservative, Vincent F. Faggiano	65,147 Votes
Independence, Thomas H. Vasile.....	2,879 Votes
Green, James Caldwell.....	1,835 Votes

County Legislator 1st District - 4 Year

Republican, Peter N. McCann.....	4,194 Votes
----------------------------------	-------------

County Legislator 2nd District - 4 Year

Republican-Conservative, Wayne Zyra.....	3,678 Votes
--	-------------

County Legislator 3rd District - 4 Year

Republican-Conservative, Tracy L. Logel.....	3,737 Votes
Democratic-Independence-Working Families, George E. Mancuso, Jr.....	2,767 Votes

County Legislator 4th District - 4 Year

Republican-Conservative, Mark W. Assini.....	4,334 Votes
Democratic-Working Families, Robert Brown	1,895 Votes

County Legislator 5th District - 4 Year

Republican-Conservative, Mark J. Cassetti	4,570 Votes
---	-------------

County Legislator 6th District - 4 Year

Republican-Independence, Fred Ancello	2,843 Votes
Democratic-Conservative, Frederick J. Amato	2,962 Votes

County Legislator 7th District - 4 Year

Republican-Conservative, Doug Dobson.....	4,041 Votes
---	-------------

County Legislator 8th District - 4 Year

Republican-Conservative, Sean T. Hanna..... 5,212 Votes
Democratic, Kevin Robert Burchell..... 1,944 Votes

County Legislator 9th District - 4 Year

Republican-Independence, George C. Wiedemer 4,605 Votes
Democratic, Gary P. Lehmann 2,173 Votes
Conservative, Michael J. McManus..... 228 Votes

County Legislator 10th District - 4 Year

Republican-Conservative, Bill Smith..... 4,421 Votes
Democratic, Thomas J. Wega 1,824 Votes

County Legislator 11th District - 4 Year

Republican-Conservative, Pieter W. Smeenk 3,775 Votes
Democratic, David A. Thiel 2,544 Votes

County Legislator 12th District - 4 Year

Republican-Conservative, Karla F. Boyce 4,365 Votes
Democratic-Independence, John Morelli 3,161 Votes

County Legislator 13th District - 4 Year

Republican-Conservative, Jack Driscoll 4,414 Votes
Democratic, Linda M. Terrell..... 2,138 Votes

County Legislator 14th District - 4 Year

Republican-Conservative, Janice A. Baylis 2,629 Votes
Democratic, Lynda M. Garner Goldstein 4,951 Votes

County Legislator 15th District - 4 Year

Republican-Independence, Raymond A. Santirocco..... 4,705 Votes
Democratic, Celia Oxley 2,485 Votes
Conservative, William L. Mazzullo 285 Votes

County Legislator 16th District - 4 Year

Republican-Independence-Conservative, Stacey Romeo..... 4,280 Votes
Democratic-Working Families, Stephanie Aldersley..... 4,346 Votes

County Legislator 17th District - 4 Year

Republican-Independence-Conservative, Cheryl Loria Dinolfo 3,404 Votes
Democratic-Working Families, Jay Ricci 3,860 Votes

County Legislator 18th District - 4 Year

Republican-Conservative, A. Michael Hanna..... 5,445 Votes
Democratic, Robert E. Antonitis 1,706 Votes

County Legislator 19th District - 4 Year

Republican-Conservative, Bill Reilich..... 4,413 Votes

County Legislator 20th District - 4 Year

Republican-Conservative, Dennis A. Pelletier..... 4,092 Votes

County Legislator 21st District - 4 Year

Republican, Matthew P. Kreutz 1,127 Votes

Democratic-Independence-Working Families, Christopher J. Wilmot..... 3,112 Votes

County Legislator 22nd District - 4 Year

Democratic, Ronnie Thomas..... 1,757 Votes

County Legislator 23rd District - 4 Year

Democratic-Working Families, William J. Benet..... 3,789 Votes

County Legislator 24th District - 4 Year

Democratic, Kevin B. Murray..... 3,467 Votes

County Legislator 25th District - 4 Year

Democratic, Calvin Lee..... 2,596 Votes

County Legislator 26th District - 4 Year

Republican-Conservative, John J. Ferlicca 2,345 Votes

Democratic-United Neighbors Party, Mitchell Rowe 2,512 Votes

County Legislator 27th District - 4 Year

Democratic, H. Todd Bullard..... 3,568 Votes

County Legislator 28th District - 4 Year

Republican-Conservative, Jim Roose 1,504 Votes

Democratic-Independence-Working Families, Carla M. Palumbo 1,739 Votes

County Legislator 29th District - 4 Year

Republican, Luis Rivera..... 846 Votes

Democratic-Independence-Liberal-Working Families, Jose A. Cruz 2,307 Votes

Mayor, City of Rochester

Republican-Conservative, Luis A. Perez 7,919 Votes

Democratic, William A. Johnson, Jr. 27,121 Votes

City Court Judge

Democratic, Melchor E. Castro..... 22,432 Votes

Member of City Council - At Large

Republican, Christopher S. Tillett.....	8,417 Votes
Republican, Marion L. Miles	7,768 Votes
Republican, Jerome L. Wilson	7,818 Votes
Republican, Luis R. Zamot.....	7,432 Votes
Republican, Michael P. McManus	8,071 Votes
Democratic, Gladys Santiago	21,549 Votes
Democratic, Tim O. Mains.....	22,069 Votes
Democratic, Nancy K. Griswold	21,533 Votes
Democratic, Wade S. Norwood.....	21,766 Votes
Democratic, Brian F. Curran	21,528 Votes
Green, Jesse J. Lenney.....	843 Votes
Green, Susan E. Mihalyi.....	960 Votes
Green, Ronald R. Ring	773 Votes
Green, Bonnie G. Cannan.....	1,002 Votes

Commissioner of Schools

Republican, Eugene VanVoorhis	8,751 Votes
Republican, Peter Shaw.....	8,595 Votes
Republican, Delores A. Forest	8,974 Votes
Democratic, Robert E. Brown	20,200 Votes
Democratic, Darryl W. Porter	21,301 Votes
Democratic, James R. Bowers.....	19,585 Votes
Green, David W. Hursh.....	1,415 Votes

Brighton Supervisor

Republican-Conservative, Guy Roberts	3,417 Votes
Democratic, Sandra L. Frankel.....	7,488 Votes

Brighton Town Clerk

Democratic, Susan Kramarsky	7,391 Votes
-----------------------------------	-------------

Brighton Town Justice

Republican-Conservative, James E. Morris	6,589 Votes
--	-------------

Brighton Member of Town Council

Republican-Conservative, Leslye D. Blair	3,709 Votes
Republican-Conservative, Allen S. Bernstein.....	4,636 Votes
Democratic, James R. Vogel	6,834 Votes
Democratic, Jill Vigdorfeldman.....	5,894 Votes

Chili Supervisor

Republican, Stephen W. Hendershott	3,585 Votes
Democratic, Jason R. Elliotto.....	3,424 Votes
Conservative, George A. Goodwin, Jr.	695 Votes

Chili Town Clerk

Republican-Conservative, Richard J. Brongo 5,483 Votes

Chili Town Justice

Republican-Conservative, Melvin L. Olver 5,366 Votes

Chili Member of Town Council

Republican-Independence, J. Donald Faso 3,762 Votes

Republican-Independence, Mary C. Sperr 4,000 Votes

Democratic-Conservative, James J. Powers..... 3,870 Votes

Democratic-Conservative, George J. Barnett..... 3,039 Votes

Ind. Of Chili, Edward Merante..... 258 Votes

Clarkson Supervisor

Republican, Paul M. Kimball..... 928 Votes

Conservative, Christa L. Filipowicz..... 568 Votes

Clarkson Town Justice

Republican-Conservative, Allyn S. Hammel 1,147 Votes

Independence, Cynthia T. Chasse 246 Votes

Clarkson Member of Town Council

Republican, Duane A. Marshall 1,147 Votes

Republican, Allan T. Hoy..... 1,142 Votes

Clarkson Superintendent of Highways

Republican, David J. Goodwin 1,240 Votes

East Rochester Village Trustee-4 Year

Republican-Conservative, Michael J. Flanigan..... 1,007 Votes

Republican-Conservative, Paul M. Fioravanti 1,166 Votes

Democratic-Independence, Terrence C. Brown-Steiner..... 549 Votes

Democratic-Independence, Noreen R. Gallagher..... 473 Votes

East Rochester Village Trustee-2 Year

Republican-Conservative, Tony Argento..... 1,010 Votes

Democratic-Independence, Dennis J. Greco 590 Votes

Gates Supervisor

Republican-Conservative, Ralph J. Esposito 5,492 Votes

Gates Town Justice

Republican-Conservative, Peter P. Pupatelli..... 5,059 Votes

Gates Member of Town Council

Republican-Conservative, John J. Maggio..... 5,118 Votes

Republican-Conservative, Elaine P. Tette..... 5,026 Votes

Greece Supervisor

Republican-Conservative, John T. Auberger 17,570 Votes

Greece Town Justice

Republican-Conservative, Vincent B. Campbell 16,476 Votes

Greece Member of Town Council - 1st Ward

Republican-Conservative, Jim Smith..... 4,242 Votes

Greece Member of Town Council - 2nd Ward

Republican-Conservative, Bob Bilsky 4,277 Votes

Greece Member of Town Council - 3rd Ward

Republican-Conservative, Jerry Helfer 4,110 Votes

Greece Member of Town Council - 4th Ward

Republican-Conservative, Rick Antelli..... 4,012 Votes

Greece Receiver of Taxes

Republican-Conservative, Kathleen A. Taylor 17,407 Votes

Hamlin Supervisor

Republican-Conservative, Austin F. Warner, III..... 1,676 Votes

Hamlin Town Justice

Republican-Conservative, Richard W. Moffett..... 1,591 Votes

Hamlin Member of Town Council

Republican-Democratic-Conservative, Shirley M. Hollink. 1,660 Votes

Republican-Conservative, Paul S. Rath 1,627 Votes

Hamlin Superintendent of Highways

Republican-Conservative, Thomas R. Ingraham..... 1,642 Votes

Henrietta Supervisor

Republican, James R. Breese 4,732 Votes

Democratic-Conservative, John J. Howland 3,912 Votes

Henrietta Member of Town Council

Republican-Independence, Janet B. Zinck. 4,763 Votes

Republican-Independence Michael B. Yudelson 4,836 Votes

Democratic-Conservative, Tom Dietz..... 3,774 Votes

Democratic-Conservative, Ray Ottman..... 3,319 Votes

Irondequoit Supervisor

Republican-Conservative, David W. Schantz 12,174 Votes

Democratic, James M. Markovics..... 4,393 Votes

Irondequoit Town Justice

Republican-Independence, Christopher J. Enos.....	8,166 Votes
Republican-Independence-Conservative, John L. DeMarco.....	8,534 Votes
Democratic-Conservative, Joseph T. Genier.....	9,458 Votes
Democratic, P. Keely Costello	6,320 Votes

Irondequoit Member of Town Council

Republican-Conservative, Graceann V. Frederico.....	8,686 Votes
Republican-Conservative, Rudy P. Cali.....	8,878 Votes
Democratic, Joseph W. Wierzbowski	6,586 Votes
Democratic, Nancy Semal.....	6,988 Votes

Mendon Supervisor

Republican-Conservative, Jeanne A. Loberg.....	1,929 Votes
--	-------------

Mendon Town Clerk

Republican-Conservative, James P. Merzke.....	2,100 Votes
---	-------------

Mendon Town Justice

Republican-Conservative, Alan L. Ross.....	1,529 Votes
Democratic, Steven E. Malone.....	1,044 Votes

Mendon Member of Town Council

Republican, Roy A. Cluff.....	1,767 Votes
Republican-Conservative, Paul S. Tichenor	1,908 Votes
Conservative, Donald T. Irvine	632 Votes

Mendon Superintendent of Highways

Republican-Conservative, Wilbur T. Shone	2,062 Votes
--	-------------

Ogden Supervisor

Republican-Conservative, Gay H. Lenhard.....	3,340 Votes
--	-------------

Ogden Town Justice

Republican-Conservative, David A. Murante.....	3,309 Votes
--	-------------

Ogden Member of Town Council

Republican-Conservative, Thomas J. Cole.....	3,291 Votes
Republican-Conservative, Thomas J. Uschold	3,227 Votes

Ogden Superintendent of Highways

Republican-Conservative, David H. Widger.....	3,367 Votes
---	-------------

Parma Supervisor

Republican, Richard A. Lemcke	2,649 Votes
-------------------------------------	-------------

Parma Town Clerk

Republican, Carol A. Kluth.....	2,654 Votes
---------------------------------	-------------

Parma Town Justice - 4 Year

Republican-Conservative, James E. Maley, Jr. 1,988 Votes
Independence, Kathleen F. Mullaly..... 821 Votes

Parma Town Justice - 2 Year

Republican-Conservative, Michael A. Sciortino..... 2,588 Votes

Parma Member of Town Council - 4 Year

Republican, Kenneth R. Blackburn..... 2,501 Votes
Republican, Anne L. Forberg 2,449 Votes

Parma Member of Town Council - 2 Year

Republican, Joseph A. Reinschmidt..... 2,465 Votes

Parma Superintendent of Highways

Republican, Brian F. Speer..... 2,574 Votes

Penfield Supervisor

Republican-Conservative, Channing H. Philbrick 5,485 Votes
Democratic, John Wilkie..... 4,440 Votes

Penfield Town Clerk

Republican-Conservative, Cassie Williams 7,528 Votes

Penfield Town Justice

Republican-Conservative, Sidney T. Farber. 7,394 Votes

Penfield Member of Town Council

Republican-Conservative, James H. Peters..... 5,943 Votes
Republican-Conservative, R. Anthony LaFountain 6,749 Votes
Democratic, Michael R. Whittemore 4,297 Votes

Perinton Supervisor

Republican-Conservative, James E. Smith 10,566 Votes

Perinton Town Clerk

Republican-Conservative, Susan C. Roberts..... 9,622 Votes
Democratic, Nora E. Tuthill-Glueck 2,839 Votes

Perinton Town Justice

Republican-Conservative, Michael H. Arnold..... 8,246 Votes
Democratic, Joi Cary..... 4,421 Votes

Perinton Member of Town Council

Republican-Conservative, David C. Glossner..... 8,861 Votes
Republican-Conservative, Patricia S. Knapp 10,034 Votes
Democratic, Eileen F. Spence 3,931 Votes

Pittsford Supervisor

Republican-Conservative, William A. Carpenter 6,177 Votes

Pittsford Town Justice

Republican-Conservative, F. Robert Michel..... 6,014 Votes

Pittsford Member of Town Council

Republican-Conservative, Henry F. Marini 5,918 Votes

Republican-Conservative, Sandra F. Zutes 5,910 Votes

Riga Supervisor

Republican-Conservative, Timothy W. Rowe 1,159 Votes

Riga Town Clerk

Republican-Conservative, Jean E. Ott..... 1,227 Votes

Riga Town Justice

Republican-Conservative, Joseph J. Steinwachs..... 1,193 Votes

Riga Member of Town Council

Republican-Conservative, Peter M. Brundage 1,156 Votes

Republican-Conservative, Pamela A. Moore 1,179 Votes

Riga Superintendent of Highways

Republican-Conservative, Peter C. Neidrauer 1,167 Votes

Rush Supervisor

Republican-Conservative, William R. Udicious 1,064 Votes

Rush Member of Town Council

Republican-Conservative, William A. Riepe..... 1,010 Votes

Republican-Conservative, Donald F. Knab, Jr..... 990 Votes

Sweden Supervisor

Republican-Conservative, Nat O. Lester, III..... 1,931 Votes

Sweden Town Clerk

Republican-Conservative, Gail A. DeToy..... 1,891 Votes

Sweden Town Justice

Republican-Conservative, William J. Cody..... 1,909 Votes

Sweden Member of Town Council

Republican-Conservative, Robert A. Carges 1,495 Votes

Republican-Conservative, Danielle L. Windus-Cook..... 1,523 Votes

Democratic, Mary A. Battisti 1,122 Votes

Democratic, Robert B. Cherrington 1,018 Votes

Webster Supervisor

Republican-Conservative, Cathryn C. Thomas 6,223 Votes
Democratic-New Vision For Webster, Dolly Kujawa 5,302 Votes

Webster Town Justice

Republican-Conservative, Thomas J. DiSalvo..... 6,668 Votes
Democratic-New Vision For Webster, Charles F. Burkwit 4,621 Votes

Webster Member of Town Council

Republican-Independence, Bill Rampe. 5,883 Votes
Republican-Independence, James F. Carlevatti..... 6,036 Votes
Democratic-Conservative, Carole A. Barnabas..... 5,400 Votes
Democratic-Conservative, Peter A. Chatfield 5,109 Votes

Wheatland Supervisor

Republican-Conservative, Jeffrey R. Adair..... 1,258 Votes
Democratic-Wheatland First, Christine Pearl 452 Votes

Wheatland Town Justice

Republican-Conservative, Timothy Hallock..... 1,208 Votes
Democratic-Wheatland First, Joyce J. Cross..... 490 Votes

Wheatland Member of Town Council - 4 Year

Republican, Linda M. Dobson 982 Votes
Republican-Conservative, Henry W. Williams, Jr. 1,030 Votes
Democratic-Wheatland First, Thomas J. Abbott..... 674 Votes
Democratic-Wheatland First, Roger D. DeWitt 645 Votes

Wheatland Member of Town Council - 2 Year

Republican, Steven R. Trexler 1,085 Votes
Democratic-Wheatland First, Michael J. Grasso..... 536 Votes

Wheatland Superintendent of Highways

Republican, Howard C. Hazelton..... 938 Votes
Democratic-Wheatland First, Peter L. Burns 779 Votes

Statewide Proposal Number One, an Amendment - Gender-Neutral Constitutional Revision

Yes..... 51,119 Votes
No..... 42,937 Votes

Proposal Number Two, Town of Rush - Town Hall Project

Yes..... 608 Votes
No..... 619 Votes

SEVENTH JUDICIAL DISTRICT

Results of November 6, 2001 General Election by County

Mary Doyle

<u>County</u>	<u>Republican</u>	<u>Conservative</u>
Cayuga	9,034	842
Livingston	6,522	675
Monroe	58,867	7,565
Ontario	9,496	1,140
Seneca	3,953	326
Steuben	8,641	726
Wayne	8,661	1,035
Yates	2,277	186
	-----	-----
Totals	107,451	12,495

Joseph D. Valentino

<u>County</u>	<u>Democratic</u>	<u>Judicial Integrity</u>
Cayuga	6,946	274
Livingston	5,120	400
Monroe	100,065	2,255
Ontario	8,543	288
Seneca	2,605	142
Steuben	2,571	286
Wayne	5,392	269
Yates	998	83
	-----	-----
Totals	132,240	3,997

PARTY ABBREVIATIONS APPEARING IN CANVASS

CON	Conservative
DEM	Democratic
GRE	Green
IND	Independence
IOC	Ind. Of Chili
JUD	Judicial Integrity
LIB	Liberal
NVW	New Vision for Webster
REP	Republican
UNP	United Neighbors
WF	Wheatland First
WOR	Working Families

TEXT OF PROPOSALS SUBMITTED TO THE VOTERS

November 6, 2001

***PROPOSAL NUMBER ONE, AN AMENDMENT
GENDER-NEUTRAL CONSTITUTIONAL REVISION***

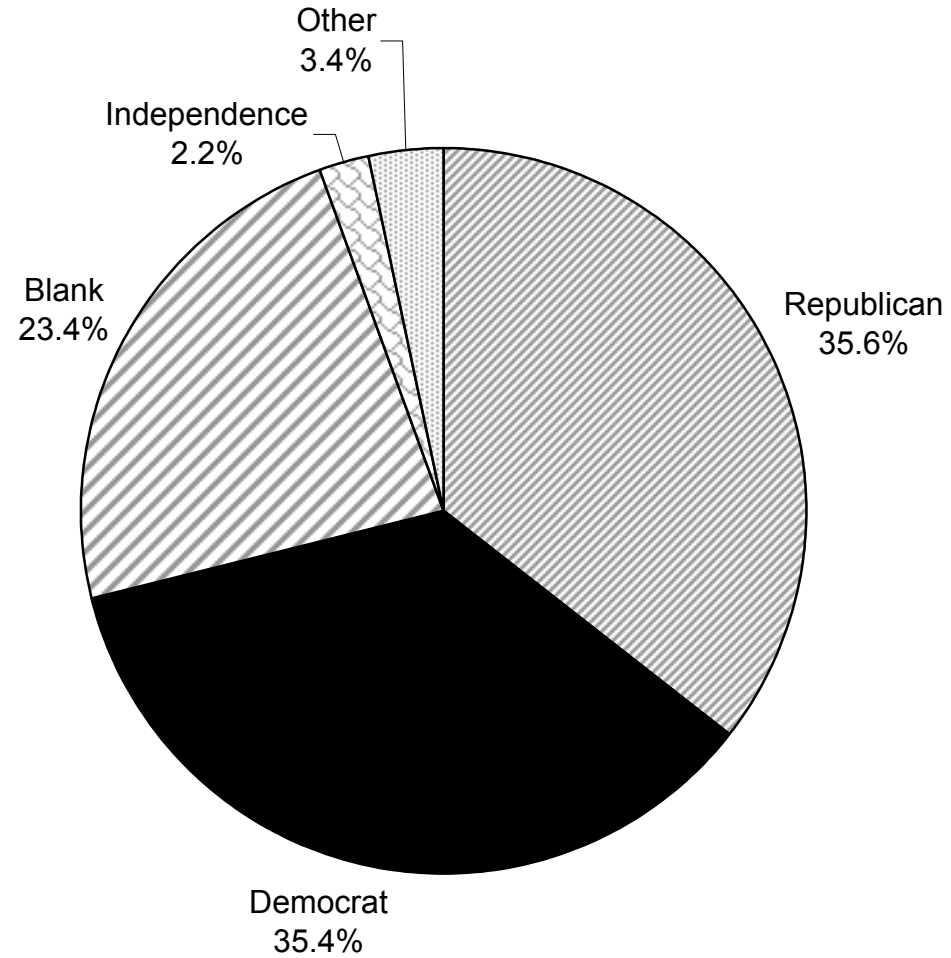
Shall the proposed amendment making the Constitution gender-neutral, by revising references to the masculine form to include either an additional feminine reference or to replace the masculine form of the term with a gender-neutral term be approved?

PROPOSAL NUMBER TWO, TOWN OF RUSH, TOWN HALL PROJECT

Shall the electors of the Town of Rush, New York approve the resolutions adopted by the Town Board authorizing the Town to (i) reconstruct existing Town Hall including additions to Town Library (the Town Hall Project), develop park and recreational areas adjacent to existing Town Hall (the Town Park Project) and construct a new Community Center adjacent to existing Town Hall, (ii) issue general obligation indebtedness not to exceed \$2,400,000 to pay a portion of the costs of such projects and (iii) make expenditures from the town's Town Hall Capital Reserve Fund (the Town Hall Fund) and the Town Recreational Capital Fund (Town Recreation Fund), collectively, not to exceed \$300,000 to pay a portion of the costs of the Town Hall Project and Town Park Project and transfer any portion of any unexpended amounts in the Town Hall Fund to the credit of the Town Recreational Fund?

PROFILE OF PARTY ENROLLMENT

County of Monroe



ROCHESTER CITY COUNCIL
 REPUBLICAN PRIMARY
 SUMMARY - PART 1 OF 2
 (VOTE FOR 5)

LEGISLATIVE DISTRICT OR TOWN	TOTAL VOTERS	CHRISTOPHER S. TILLET	MARION L. MILES	JASON PIELAET	JEROME L. WILSON	LUIS R. ZAMOT
		3A	4A	5A	6A	7A
Leg. Dist. 06	580	76	68	57	60	52
Leg. Dist. 07	355	53	46	34	47	39
Leg. Dist. 21	1,305	191	159	98	176	128
Leg. Dist. 22	270	35	29	21	34	24
Leg. Dist. 23	1,170	178	115	79	148	140
Leg. Dist. 24	770	109	85	64	101	77
Leg. Dist. 25	6,130	77	67	42	81	58
Leg. Dist. 26	805	121	98	73	94	88
Leg. Dist. 27	670	110	72	45	89	88
Leg. Dist. 28	4,775	154	125	98	130	109
Leg. Dist. 29	930	134	112	79	108	98
GRAND TOTAL:	17,760	1,238	976	690	1,068	901

ROCHESTER CITY COUNCIL
 REPUBLICAN PRIMARY
 SUMMARY - PART 2 OF 2
 (VOTE FOR 5)

LEGISLATIVE DISTRICT OR TOWN	TOTAL VOTERS	ANTHONY GIORDANO 8A	PAUL A. DREAS 9A	MICHAEL P. MCMANUS 10A	SCATTER
Leg. Dist. 06	580	71	51	79	0
Leg. Dist. 07	355	37	26	43	0
Leg. Dist. 21	1,305	139	121	161	0
Leg. Dist. 22	270	30	23	29	0
Leg. Dist. 23	1,170	116	124	138	0
Leg. Dist. 24	770	73	75	96	0
Leg. Dist. 25	6,130	55	50	60	1
Leg. Dist. 26	805	95	69	86	0
Leg. Dist. 27	670	57	72	70	1
Leg. Dist. 28	4,775	117	90	115	0
Leg. Dist. 29	930	102	90	98	1
GRAND TOTAL:	<u><u>17,760</u></u>	<u><u>892</u></u>	<u><u>791</u></u>	<u><u>975</u></u>	<u><u>3</u></u>

ROCHESTER CITY COUNCIL
 REPUBLICAN PRIMARY
 (VOTE FOR 5)
 DETAIL - PART 1 OF 2

LEGISLATIVE DISTRICT OR TOWN	ELECTION DISTRICT	TOTAL VOTERS	CHRISTOPHER	MARION	JASON	JEROME	LUIS
			S. TILLET	L. MILES	PIELAET	L. WILSON	R. ZAMOT
			3A	4A	5A	6A	7A
Leg. Dist. 06	1/4/5	335	39	38	37	28	27
	2/3	170	27	21	14	24	19
	6	75	10	9	6	8	6
Leg. Dist. 06		580	76	68	57	60	52
Leg. Dist. 07	1	140	19	19	11	17	15
	2	115	16	16	11	15	14
	3	100	18	11	12	15	10
Leg. Dist. 07		355	53	46	34	47	39
Leg. Dist. 21	1/24	150	23	22	14	14	15
	2/10	135	21	19	5	20	10
	3/4/15	110	14	14	8	11	8
	5/16/23	70	8	10	5	6	5
	6	15	3	3	3	2	1
	7	75	10	8	6	8	6
	8/17/19/21	160	29	18	13	21	17
	9	30	5	4	4	5	4
	11/22-1/22-25/22-26	85	10	5	6	14	12
	12	80	11	12	5	11	6
	13/23-15/23-23	50	6	3	3	8	7
	14	60	9	9	8	10	5
	18	45	5	4	3	7	6
	20/23-13	170	28	20	11	27	19
	22/28	50	8	5	2	8	4
	25/27	10	1	2	2	2	2
	26	10	0	1	0	2	1
Leg. Dist. 21		1,305	191	159	98	176	128

ROCHESTER CITY COUNCIL
 REPUBLICAN PRIMARY
 (VOTE FOR 5)
 DETAIL - PART 1 OF 2

LEGISLATIVE DISTRICT OR TOWN	ELECTION DISTRICT	TOTAL VOTERS	CHRISTOPHER	MARION	JASON	JEROME	LUIS
			S. TILLET	L. MILES	PIELAET	L. WILSON	R. ZAMOT
			3A	4A	5A	6A	7A
Leg. Dist. 22	2/13	5	0	0	0	1	0
	3	20	3	3	2	2	3
	4/16/19	20	2	1	1	3	3
	5/29-26	25	4	4	2	2	4
	6	5	1	1	0	1	0
	7	20	1	3	1	2	1
	8/22	70	10	7	4	8	5
	9/20	10	1	1	1	1	1
	10/17	30	4	3	3	3	1
	11/21	25	3	1	2	5	3
	12/23	5	0	1	0	1	0
	14/15	35	6	4	5	5	3
	18	0	0	0	0	0	0
Leg. Dist. 22		<u>270</u>	<u>35</u>	<u>29</u>	<u>21</u>	<u>34</u>	<u>24</u>
Leg. Dist. 23	1	80	13	5	5	11	8
	2	45	8	5	4	7	6
	3/7/11	75	11	6	3	8	10
	4/12/22	130	19	6	11	17	14
	5	75	12	6	6	8	11
	6/9/10/20	155	23	16	10	25	24
	8/14	45	9	5	2	8	7
	16/24-16	55	8	7	2	11	5
	17/18/19/27	170	22	17	10	19	19
	21	50	6	9	3	6	6
	24	110	15	16	9	10	14
	25/26	180	32	17	14	18	16
Leg. Dist. 23		<u>1,170</u>	<u>178</u>	<u>115</u>	<u>79</u>	<u>148</u>	<u>140</u>

ROCHESTER CITY COUNCIL
 REPUBLICAN PRIMARY
 (VOTE FOR 5)
 DETAIL - PART 1 OF 2

LEGISLATIVE DISTRICT OR TOWN	ELECTION DISTRICT	TOTAL VOTERS	CHRISTOPHER	MARION	JASON	JEROME	LUIS
			S. TILLET	L. MILES	PIELAET	L. WILSON	R. ZAMOT
			3A	4A	5A	6A	7A
Leg. Dist. 24	1/13	100	15	13	9	11	9
	2/3	85	14	11	7	12	9
	4/19	40	6	2	2	6	6
	5/6	125	18	14	7	16	12
	7	40	6	4	3	8	4
	8/9	60	7	5	7	9	4
	10	25	4	3	2	4	1
	11/12	105	14	11	13	10	7
	14	25	3	2	2	3	4
	15/17	155	20	18	11	20	20
	18	10	2	2	1	2	1
Leg. Dist. 24		<u>770</u>	<u>109</u>	<u>85</u>	<u>64</u>	<u>101</u>	<u>77</u>
Leg. Dist. 25	1	235	4	5	3	5	4
	2	290	0	0	0	0	0
	3	530	8	5	1	7	2
	4	475	0	0	0	0	0
	5/10	525	2	2	1	2	1
	6	350	9	11	9	10	10
	7/13	630	2	3	2	3	2
	8/27-9	490	5	5	2	9	7
	9/11	510	1	1	0	3	1
	12	420	5	5	2	6	2
	14	255	7	3	2	6	3
	15/27-18	265	2	5	2	2	4
	16	30	2	1	0	2	2
	17	200	0	0	0	1	0
	18	10	0	0	0	0	0
	19	340	16	12	11	12	9
	20	505	7	4	3	8	6
	21	70	7	5	4	5	5
Leg. Dist. 25		<u>6,130</u>	<u>77</u>	<u>67</u>	<u>42</u>	<u>81</u>	<u>58</u>

ROCHESTER CITY COUNCIL
 REPUBLICAN PRIMARY
 (VOTE FOR 5)
 DETAIL - PART 1 OF 2

LEGISLATIVE DISTRICT OR TOWN	ELECTION DISTRICT	TOTAL VOTERS	CHRISTOPHER	MARION	JASON	JEROME	LUIS
			S. TILLET	L. MILES	PIELAET	L. WILSON	R. ZAMOT
			3A	4A	5A	6A	7A
Leg. Dist. 26	1	40	5	5	4	4	6
	3/4/5/11	290	37	35	26	31	35
	6/7/8/13	125	20	20	16	14	12
	9/14	145	25	13	14	18	17
	10/15	80	15	11	6	12	5
	16	80	12	10	5	7	9
	17/29-18	45	7	4	2	8	4
Leg. Dist. 26		805	121	98	73	94	88
Leg. Dist. 27	1/2/11/26	95	15	7	4	15	17
	3/24/25	40	7	3	3	6	7
	4/5	145	27	12	6	22	25
	6/17	85	16	16	9	8	6
	7/10	90	14	8	8	8	11
	8/22	35	7	6	4	5	3
	12	30	3	3	0	3	3
	13/15	40	6	2	4	6	5
	14/21	30	5	4	3	4	3
	16/19/23	50	4	8	3	7	5
	20	5	1	0	0	0	1
	28	10	2	0	0	2	1
	29	15	3	3	1	3	1
Leg. Dist. 27		670	110	72	45	89	88

ROCHESTER CITY COUNCIL
 REPUBLICAN PRIMARY
 (VOTE FOR 5)
 DETAIL - PART 1 OF 2

LEGISLATIVE DISTRICT OR TOWN	ELECTION DISTRICT	TOTAL VOTERS	CHRISTOPHER	MARION	JASON	JEROME	LUIS
			S. TILLET	L. MILES	PIELAET	L. WILSON	R. ZAMOT
			3A	4A	5A	6A	7A
Leg. Dist. 28	1/5/16/19/20	635	15	13	11	10	12
	2/27-27	345	7	7	2	8	4
	3	180	4	4	2	4	4
	4	345	11	9	4	8	7
	6/9	460	16	18	12	13	16
	7	250	8	4	6	6	7
	8/15	460	13	11	11	12	11
	10/26-2	125	6	4	6	2	2
	11/13	445	13	7	8	12	6
	12/22-24	85	0	0	0	1	0
	14/22	295	4	1	1	2	2
	17	220	12	12	8	9	6
	18	180	6	5	1	5	6
	21/26-12	365	29	21	19	24	15
	23	385	10	9	7	14	11
Leg. Dist. 28		4,775	154	125	98	130	109
Leg. Dist. 29	1/2/20	65	10	6	4	9	7
	3/5/10	135	17	13	11	13	13
	4	35	3	3	2	3	4
	6/7/11/14/15/17	105	15	11	11	11	9
	8/9/12	150	21	19	14	16	14
	13	25	5	3	1	5	2
	16/19	40	8	7	5	7	6
	21	40	6	6	3	4	3
	22	60	8	5	5	7	8
	23	75	10	10	5	9	7
	24	75	11	11	6	8	11
	25	125	20	18	12	16	14
Leg. Dist. 29		930	134	112	79	108	98
GRAND TOTAL:		17,760	1,238	976	690	1,068	901

ROCHESTER CITY COUNCIL
 REPUBLICAN PRIMARY
 (VOTE FOR 5)
 DETAIL - PART 2 OF 2

<u>LEGISLATIVE DISTRICT OR TOWN</u>	<u>ELECTION DISTRICT</u>	<u>TOTAL VOTERS</u>	ANTHONY GIORDANO <u>8A</u>	PAUL A. DREAS <u>9A</u>	MICHAEL P. MCMANUS <u>10A</u>	<u>SCATTER</u>
Leg. Dist. 06	1/4/5	335	46	30	49	0
	2/3	170	15	16	18	0
	6	75	10	5	12	0
Leg. Dist. 06		<u>580</u>	<u>71</u>	<u>51</u>	<u>79</u>	<u>0</u>
Leg. Dist. 07	1	140	14	11	19	0
	2	115	14	8	15	0
	3	100	9	7	9	0
Leg. Dist. 07		<u>355</u>	<u>37</u>	<u>26</u>	<u>43</u>	<u>0</u>
Leg. Dist. 21	1/24	150	18	16	21	0
	2/10	135	12	11	16	0
	3/4/15	110	17	8	15	0
	5/16/23	70	9	6	11	0
	6	15	1	0	1	0
	7	75	9	6	7	0
	8/17/19/21	160	14	17	19	0
	9	30	2	2	4	0
	11/22-1/22-25/22-26	85	8	9	8	0
	12	80	5	7	10	0
	13/23-15/23-23	50	5	7	9	0
	14	60	6	3	8	0
	18	45	7	7	6	0
	20/23-13	170	20	17	19	0
	22/28	50	4	5	6	0
	25/27	10	1	0	0	0
	26	10	1	0	1	0
Leg. Dist. 21		<u>1,305</u>	<u>139</u>	<u>121</u>	<u>161</u>	<u>0</u>

ROCHESTER CITY COUNCIL
 REPUBLICAN PRIMARY
 (VOTE FOR 5)
 DETAIL - PART 2 OF 2

<u>LEGISLATIVE DISTRICT OR TOWN</u>	<u>ELECTION DISTRICT</u>	<u>TOTAL VOTERS</u>	ANTHONY GIORDANO <u>8A</u>	PAUL A. DREAS <u>9A</u>	MICHAEL P. MCMANUS <u>10A</u>	<u>SCATTER</u>
Leg. Dist. 22	2/13	5	0	0	0	0
	3	20	1	0	1	0
	4/16/19	20	2	4	2	0
	5/29-26	25	4	0	4	0
	6	5	1	1	0	0
	7	20	1	3	1	0
	8/22	70	8	7	8	0
	9/20	10	0	0	1	0
	10/17	30	5	3	5	0
	11/21	25	3	3	2	0
	12/23	5	1	0	1	0
	14/15	35	4	2	4	0
	18	0	0	0	0	0
Leg. Dist. 22		<u>270</u>	<u>30</u>	<u>23</u>	<u>29</u>	<u>0</u>
Leg. Dist. 23	1	80	10	7	10	0
	2	45	3	4	3	0
	3/7/11	75	5	10	9	0
	4/12/22	130	15	15	14	0
	5	75	7	3	9	0
	6/9/10/20	155	11	19	15	0
	8/14	45	2	6	2	0
	16/24-16	55	8	5	9	0
	17/18/19/27	170	19	17	26	0
	21	50	6	5	4	0
	24	110	10	14	11	0
	25/26	180	20	19	26	0
Leg. Dist. 23		<u>1,170</u>	<u>116</u>	<u>124</u>	<u>138</u>	<u>0</u>

ROCHESTER CITY COUNCIL
 REPUBLICAN PRIMARY
 (VOTE FOR 5)
 DETAIL - PART 2 OF 2

<u>LEGISLATIVE DISTRICT OR TOWN</u>	<u>ELECTION DISTRICT</u>	<u>TOTAL VOTERS</u>	<u>ANTHONY GIORDANO 8A</u>	<u>PAUL A. DREAS 9A</u>	<u>MICHAEL P. MCMANUS 10A</u>	<u>SCATTER</u>
Leg. Dist. 24	1/13	100	10	11	10	0
	2/3	85	8	10	10	0
	4/19	40	3	4	4	0
	5/6	125	10	11	18	0
	7	40	1	6	5	0
	8/9	60	8	5	7	0
	10	25	1	3	3	0
	11/12	105	13	8	15	0
	14	25	3	3	3	0
	15/17	155	16	13	20	0
	18	10	0	1	1	0
Leg. Dist. 24		<u>770</u>	<u>73</u>	<u>75</u>	<u>96</u>	<u>0</u>
Leg. Dist. 25	1	235	6	3	4	0
	2	290	1	0	0	0
	3	530	5	4	6	0
	4	475	0	0	0	0
	5/10	525	0	1	1	0
	6	350	8	6	8	1
	7/13	630	0	1	1	0
	8/27-9	490	4	4	5	0
	9/11	510	0	1	0	0
	12	420	5	4	4	0
	14	255	3	5	5	0
	15/27-18	265	6	2	6	0
	16	30	2	2	0	0
	17	200	0	0	0	0
	18	10	0	0	0	0
	19	340	4	7	8	0
	20	505	4	5	4	0
	21	70	7	5	8	0
Leg. Dist. 25		<u>6,130</u>	<u>55</u>	<u>50</u>	<u>60</u>	<u>1</u>

ROCHESTER CITY COUNCIL
 REPUBLICAN PRIMARY
 (VOTE FOR 5)
 DETAIL - PART 2 OF 2

<u>LEGISLATIVE DISTRICT OR TOWN</u>	<u>ELECTION DISTRICT</u>	<u>TOTAL VOTERS</u>	<u>ANTHONY GIORDANO 8A</u>	<u>PAUL A. DREAS 9A</u>	<u>MICHAEL P. MCMANUS 10A</u>	<u>SCATTER</u>
Leg. Dist. 26	1	40	6	2	4	0
	3/4/5/11	290	35	27	29	0
	6/7/8/13	125	14	6	16	0
	9/14	145	16	13	13	0
	10/15	80	9	7	9	0
	16	80	11	8	10	0
	17/29-18	45	4	6	5	0
Leg. Dist. 26		<u>805</u>	<u>95</u>	<u>69</u>	<u>86</u>	<u>0</u>
Leg. Dist. 27	1/2/11/26	95	6	11	11	0
	3/24/25	40	2	6	4	0
	4/5	145	10	18	11	0
	6/17	85	13	3	13	0
	7/10	90	8	11	10	0
	8/22	35	4	1	5	0
	12	30	2	4	4	0
	13/15	40	1	6	3	0
	14/21	30	2	4	2	1
	16/19/23	50	6	4	5	0
	20	5	0	1	0	0
	28	10	1	2	1	0
	29	15	2	1	1	0
Leg. Dist. 27		<u>670</u>	<u>57</u>	<u>72</u>	<u>70</u>	<u>1</u>

ROCHESTER CITY COUNCIL
 REPUBLICAN PRIMARY
 (VOTE FOR 5)
 DETAIL - PART 2 OF 2

<u>LEGISLATIVE DISTRICT OR TOWN</u>	<u>ELECTION DISTRICT</u>	<u>TOTAL VOTERS</u>	ANTHONY GIORDANO <u>8A</u>	PAUL A. DREAS <u>9A</u>	MICHAEL P. MCMANUS <u>10A</u>	<u>SCATTER</u>
Leg. Dist. 28	1/5/16/19/20	635	12	8	13	0
	2/27-27	345	9	6	7	0
	3	180	3	1	3	0
	4	345	6	6	5	0
	6/9	460	16	11	16	0
	7	250	6	4	4	0
	8/15	460	3	9	7	0
	10/26-2	125	6	4	6	0
	11/13	445	10	7	9	0
	12/22-24	85	0	0	0	0
	14/22	295	1	1	1	0
	17	220	13	8	11	0
	18	180	3	3	2	0
	21/26-12	365	18	15	19	0
	23	385	11	7	12	0
Leg. Dist. 28		<u>4,775</u>	<u>117</u>	<u>90</u>	<u>115</u>	<u>0</u>
Leg. Dist. 29	1/2/20	65	9	9	5	0
	3/5/10	135	19	11	15	1
	4	35	3	3	3	0
	6/7/11/14/15/17	105	13	13	14	0
	8/9/12	150	19	17	19	0
	13	25	2	3	3	0
	16/19	40	0	3	3	0
	21	40	4	4	2	0
	22	60	5	4	3	0
	23	75	6	5	9	0
	24	75	10	7	10	0
	25	125	12	11	12	0
Leg. Dist. 29		<u>930</u>	<u>102</u>	<u>90</u>	<u>98</u>	<u>1</u>
GRAND TOTAL:		<u><u>17,760</u></u>	<u><u>892</u></u>	<u><u>791</u></u>	<u><u>975</u></u>	<u><u>3</u></u>

TOWN OF CHILI
MEMBER OF COUNCIL
REPUBLICAN PRIMARY
(VOTE FOR 2)

<u>LEGISLATIVE DISTRICT OR TOWN</u>	<u>ELECTION DISTRICT</u>	<u>TOTAL VOTERS</u>	J. DONALD FASO <u>3A</u>	EDWARD MERANTE <u>4A</u>	MARY C. SPERR <u>5A</u>	<u>SCATTER</u>
CHILI	1/19/27	274	76	58	81	0
	2	146	26	36	35	0
	3	86	22	26	15	0
	4/18/26	244	57	62	54	0
	5	72	22	9	19	0
	6/9	164	49	41	43	0
	7/15	136	33	28	44	0
	8/10	224	77	36	78	0
	11/12	172	47	43	42	0
	13/21	184	54	39	49	0
	14/24	258	75	59	72	0
	16	100	31	20	27	0
	17	204	65	50	56	0
	20/25/28	128	30	35	26	0
	22	96	27	20	25	0
	23/29	108	31	22	21	0
	30	38	12	7	7	0
GRAND TOTAL:		2,634	734	591	694	0

TOWN OF CLARKSON
 SUPERVISOR
 REPUBLICAN PRIMARY

<u>LEGISLATIVE DISTRICT OR TOWN</u>	<u>ELECTION DISTRICT</u>	<u>TOTAL VOTERS</u>	<u>PAUL M. KIMBALL 1A</u>	<u>CHRISTA L. FILIPOWICZ 2A</u>	<u>SCATTER</u>
CLARKSON	1/2	290	166	113	0
	3/4/5	438	259	167	0
GRAND TOTAL:		<u>728</u>	<u>425</u>	<u>280</u>	<u>0</u>

TOWN OF CLARKSON
TOWN JUSTICE
REPUBLICAN PRIMARY

<u>LEGISLATIVE DISTRICT OR TOWN</u>	<u>ELECTION DISTRICT</u>	<u>TOTAL VOTERS</u>	<u>ALLYN S. HAMMEL 3A</u>	<u>CYNTHIA T. CHASSE 4A</u>	<u>SCATTER</u>
CLARKSON	1/2	290	171	96	0
	3/4/5	438	292	117	0
GRAND TOTAL:		<u>728</u>	<u>463</u>	<u>213</u>	<u>0</u>

TOWN OF GREECE
 MEMBER OF COUNCIL
 2ND WARD
 REPUBLICAN PRIMARY

<u>LEGISLATIVE DISTRICT OR TOWN GREECE</u>	<u>ELECTION DISTRICT</u>	<u>TOTAL VOTERS</u>	<u>CURTIS H. ROSSOW 1A</u>	<u>BOB BILSKY 2A</u>	<u>SCATTER</u>
	3	48	9	39	0
	4/13/75/96	143	33	110	0
	15	45	13	32	0
	18/69	90	23	67	0
	29/66	92	25	67	0
	36/42	79	28	51	0
	39	14	4	10	0
	49/55	64	23	41	0
	50/56	134	29	105	0
	52/73	65	31	34	0
	53/62	49	11	38	0
	58	50	7	43	0
	60/95	57	22	35	0
	64/80	100	24	76	0
	72/88	62	25	37	0
	101	14	2	12	0
GRAND TOTAL:		<u><u>1,106</u></u>	<u><u>309</u></u>	<u><u>797</u></u>	<u><u>0</u></u>

TOWN OF HAMLIN
MEMBER OF COUNCIL
REPUBLICAN PRIMARY
(VOTE FOR 2)

LEGISLATIVE DISTRICT OR TOWN	ELECTION DISTRICT	TOTAL VOTERS	SHIRLEY M. HOLLINK 2A	PAUL S. RATH 3A	DAVID G. ROSE 4A	SCATTER
HAMLIN	1/6	180	45	53	38	0
	2/5	324	92	116	87	0
	3/7	334	68	114	107	0
	4	186	66	52	46	0
	8	170	57	59	35	0
	9	150	44	56	38	0
	10	224	57	81	60	0
GRAND TOTAL:		<u>1,568</u>	<u>429</u>	<u>531</u>	<u>411</u>	<u>0</u>

TOWN OF IRONDEQUOIT
TOWN JUSTICE
REPUBLICAN PRIMARY
(VOTE FOR 2)

LEGISLATIVE DISTRICT OR TOWN	ELECTION DISTRICT	TOTAL VOTERS	CHRISTOPHER J. ENOS	JOHN L. DEMARCO	JOSEPH T. GENIER	SCATTER
			1A	2A	3A	
IRONDEQUOIT	1/37	170	50	54	29	0
	2/9/40	206	64	59	50	0
	3	114	30	28	23	0
	4/46	226	35	42	73	0
	5/19/52	162	54	55	16	0
	6/7/16/22	516	101	103	178	1
	8/10/20	362	84	104	99	0
	11/34/41/61	346	113	103	62	0
	12/23/29/35/43	222	69	73	31	0
	13/24	210	59	54	48	0
	14/28	120	35	29	25	0
	15/30/49	368	77	89	99	0
	17/32/58	272	64	69	61	0
	18/26/54	158	40	47	25	0
	21/31/64	236	50	60	65	0
	25/33/44	312	76	82	81	0
	27/42/63	264	64	64	74	0
	36/50/66/69	142	46	56	16	0
	38/55/56	224	68	69	42	0
	39	42	16	19	6	0
	45/48/68	284	75	78	64	0
	47/51/62	302	64	64	98	0
	53	82	24	28	11	0
	57/65/67	248	77	77	50	0
	59/60	170	50	49	35	0
GRAND TOTAL:		<u>5,758</u>	<u>1,485</u>	<u>1,555</u>	<u>1,361</u>	<u>1</u>

TOWN OF MENDON
TOWN JUSTICE
REPUBLICAN PRIMARY

<u>LEGISLATIVE DISTRICT OR TOWN</u>	<u>ELECTION DISTRICT</u>	<u>TOTAL VOTERS</u>	<u>STEVEN E. MALONE 1A</u>	<u>ALAN L. ROSS 2A</u>	<u>SCATTER</u>
MENDON	1/8	135	58	74	0
	2/4	217	76	129	0
	3/9	215	108	89	0
	5/6	162	58	93	0
	7	104	53	39	0
GRAND TOTAL:		<u><u>833</u></u>	<u><u>353</u></u>	<u><u>424</u></u>	<u><u>0</u></u>

TOWN OF MENDON
MEMBER OF COUNCIL
(VOTE FOR 2)
REPUBLICAN PRIMARY

<u>LEGISLATIVE DISTRICT OR TOWN</u>	<u>ELECTION DISTRICT</u>	<u>TOTAL VOTERS</u>	<u>DONALD T. IRVINE 3A</u>	<u>ROY A. CLUFF 4A</u>	<u>PAUL S. TICHENOR 5A</u>	<u>SCATTER</u>
MENDON	1/8	270	70	78	85	0
	2/4	434	119	121	132	0
	3/9	430	103	133	137	0
	5/6	324	80	97	107	0
	7	208	51	59	60	0
GRAND TOTAL:		<u><u>1,666</u></u>	<u><u>423</u></u>	<u><u>488</u></u>	<u><u>521</u></u>	<u><u>0</u></u>

TOWN OF RIGA
 SUPERVISOR
 REPUBLICAN PRIMARY

<u>LEGISLATIVE DISTRICT OR TOWN</u>	<u>ELECTION DISTRICT</u>	<u>TOTAL VOTERS</u>	<u>WILLIAM L. WITTMAN 1A</u>	<u>TIMOTHY W. ROWE 2A</u>	<u>SCATTER</u>
RIGA	1/6	178	63	115	0
	2/3/4/5	333	105	228	0
GRAND TOTAL:		<u>511</u>	<u>168</u>	<u>343</u>	<u>0</u>

COUNTY LEGISLATOR
25TH DISTRICT
4 YEAR TERM
DEMOCRATIC PRIMARY

<u>LEGISLATIVE DISTRICT OR TOWN</u>	<u>ELECTION DISTRICT</u>	<u>TOTAL VOTERS</u>	<u>FLOYD JAMES 1B</u>	<u>CALVIN LEE 2B</u>	<u>SCATTER</u>
Leg. Dist. 25					
	1	47	9	30	0
	2	58	25	32	0
	3	106	36	62	0
	4	95	11	13	0
	5/10	105	17	85	0
	6	70	17	36	0
	7/13	126	37	85	0
	8/27-9	98	18	68	0
	9/11	102	45	53	0
	12	84	5	22	0
	14	51	6	37	0
	15/27-18	53	10	36	0
	16	6	2	0	0
	17	40	9	28	0
	18	2	2	0	0
	19	68	16	35	0
	20	101	41	49	0
	21	14	0	4	0
GRAND TOTAL:		<u><u>1,226</u></u>	<u><u>306</u></u>	<u><u>675</u></u>	<u><u>0</u></u>

COUNTY LEGISLATOR
28TH DISTRICT
4 YEAR TERM
DEMOCRATIC PRIMARY

<u>LEGISLATIVE DISTRICT OR TOWN</u>	<u>ELECTION DISTRICT</u>	<u>TOTAL VOTERS</u>	<u>THOMAS F. BRENNAN 1B</u>	<u>CARLA M. PALUMBO 2B</u>	<u>SCATTER</u>
Leg. Dist. 28					
	1/5/16/19/20	127	34	69	0
	2/27-27	69	30	24	0
	3	36	11	20	0
	4	69	24	32	0
	6/9	92	20	45	0
	7	50	11	27	0
	8/15	92	24	47	2
	10/26-2	25	13	3	0
	11/13	89	32	39	0
	12/22-24	17	5	10	0
	14/22	59	27	28	0
	17	44	10	15	0
	18	36	8	18	0
	21/26-12	73	9	28	0
	23	77	21	37	0
GRAND TOTAL:		955	279	442	2

TOWN OF IRONDEQUOIT
TOWN JUSTICE
INDEPENDENCE PRIMARY
(VOTE FOR 2)

LEGISLATIVE DISTRICT OR TOWN	ELECTION DISTRICT	TOTAL VOTERS	P. KEELY COSTELLO	JOSEPH T. GENIER	JOHN L. DEMARCO	CHRISTOPHER J. ENOS	SCATTER
			1C	2C	3C	4C	
IRONDEQUOIT	1/37	170	0	0	2	2	0
	2/9/40	206	1	0	2	3	0
	3	114	0	0	1	1	0
	4/46	226	2	4	3	2	0
	5/19/52	162	3	3	1	1	0
	6/7/16/22	516	0	1	0	0	0
	8/10/20	362	2	3	0	0	0
	11/34/41/61	346	2	1	2	1	0
	12/23/29/35/43	222	1	1	2	1	0
	13/24	210	0	1	0	1	0
	14/28	120	0	1	0	0	0
	15/30/49	368	0	0	3	3	0
	17/32/58	272	1	4	0	2	0
	18/26/54	158	1	0	0	1	0
	21/31/64	236	1	2	3	2	0
	25/33/44	312	3	2	1	3	0
	27/42/63	264	1	2	0	0	0
	36/50/66/69	142	0	2	5	4	0
	38/55/56	224	0	0	2	2	0
	39	42	0	0	0	0	0
	45/48/68	284	0	1	2	2	0
	47/51/62	302	1	0	0	1	0
	53	82	0	0	0	0	0
	57/65/67	248	0	0	1	1	0
	59/60	170	0	0	1	1	0
GRAND TOTAL:		<u>5,758</u>	<u>19</u>	<u>28</u>	<u>31</u>	<u>34</u>	<u>0</u>

TOWN OF CHILI
SUPERVISOR
CONSERVATIVE PRIMARY

<u>LEGISLATIVE DISTRICT OR TOWN</u>	<u>ELECTION DISTRICT</u>	<u>TOTAL VOTERS</u>	GEORGE A. GOODWIN, JR.	STEPHEN W. HENDERSHOTT	<u>SCATTER</u>
			<u>1D</u>	<u>2D</u>	
CHILI	1/19/27	137	5	7	0
	2	73	12	0	0
	3	43	2	3	0
	4/18/26	122	11	6	0
	5	36	2	4	0
	6/9	82	4	1	0
	7/15	68	3	5	0
	8/10	112	9	2	0
	11/12	86	9	1	0
	13/21	92	5	3	0
	14/24	129	6	3	0
	16	50	3	1	0
	17	102	3	3	0
	20/25/28	64	2	3	0
	22	48	2	3	0
	23/29	54	7	4	0
	30	19	3	1	0
GRAND TOTAL:		<u><u>1,317</u></u>	<u><u>88</u></u>	<u><u>50</u></u>	<u><u>0</u></u>

TOWN OF CLARKSON
 SUPERVISOR
 CONSERVATIVE PRIMARY

<u>LEGISLATIVE DISTRICT OR TOWN</u>	<u>ELECTION DISTRICT</u>	<u>TOTAL VOTERS</u>	<u>CHRISTA L. FILIPOWICZ 1D</u>	<u>PAUL M. KIMBALL 2D</u>	<u>SCATTER</u>
CLARKSON	1/2	290	7	2	0
	3/4/5	438	7	5	0
GRAND TOTAL:		<u><u>728</u></u>	<u><u>14</u></u>	<u><u>7</u></u>	<u><u>0</u></u>

TOWN OF CLARKSON
TOWN JUSTICE
CONSERVATIVE PRIMARY

<u>LEGISLATIVE DISTRICT OR TOWN</u>	<u>ELECTION DISTRICT</u>	<u>TOTAL VOTERS</u>	<u>ALLYN S. HAMMEL 3D</u>	<u>CYNTHIA T. CHASSE 4D</u>	<u>SCATTER</u>
CLARKSON	1/2	290	5	3	0
	3/4/5	438	7	5	0
GRAND TOTAL:		<u>728</u>	<u>12</u>	<u>8</u>	<u>0</u>

TOWN OF HAMLIN
 SUPERVISOR
 CONSERVATIVE PRIMARY

<u>LEGISLATIVE DISTRICT OR TOWN</u>	<u>ELECTION DISTRICT</u>	<u>TOTAL VOTERS</u>	AUSTIN F. WARNER, III <u>1D</u>	<u>SCATTER</u>
HAMLIN	1/6	90	7	3
	2/5	162	4	0
	3/7	167	5	0
	4	93	1	1
	8	85	1	0
	9	75	1	0
	10	112	5	0
GRAND TOTAL:		<u><u>784</u></u>	<u><u>24</u></u>	<u><u>4</u></u>

TOWN OF HENRIETTA
SUPERVISOR
CONSERVATIVE PRIMARY

LEGISLATIVE DISTRICT OR TOWN	ELECTION DISTRICT	TOTAL VOTERS	JAMES R. BREESE 1D	JOHN J. HOWLAND 2D	SCATTER
HENRIETTA	1/4/5/6/7/8/10/12/17/21/22/25/31/32	106	27	79	0
	2/3/9/13/14/19/24/29/30/33	56	14	42	0
	11/15/16/18/20/23/26/27/28/34	80	13	67	0
GRAND TOTAL:		<u>242</u>	<u>54</u>	<u>188</u>	<u>0</u>

TOWN OF IRONDEQUOIT
TOWN JUSTICE
CONSERVATIVE PRIMARY
(VOTE FOR 2)

LEGISLATIVE DISTRICT OR TOWN	ELECTION DISTRICT	TOTAL VOTERS	JOHN L. DEMARCO	JOSEPH T. GENIER	P. KEELY COSTELLO	CHRISTOPHER J. ENOS	SCATTER
			1D	2D	3D	4D	
IRONDEQUOIT	1/37	170	8	6	0	10	0
	2/9/40	206	0	2	3	1	0
	3	114	6	4	3	4	0
	4/46	226	7	7	1	3	0
	5/19/52	162	5	7	2	4	0
	6/7/16/22	516	3	17	5	8	0
	8/10/20	362	6	5	3	5	0
	11/34/41/61	346	9	7	3	8	0
	12/23/29/35/43	222	10	3	2	10	0
	13/24	210	5	8	6	4	0
	14/28	120	5	4	2	5	0
	15/30/49	368	8	11	4	10	0
	17/32/58	272	11	14	7	7	0
	18/26/54	158	12	2	3	11	0
	21/31/64	236	3	4	6	1	0
	25/33/44	312	5	3	4	7	0
	27/42/63	264	6	6	1	5	0
	36/50/66/69	142	3	1	0	2	0
	38/55/56	224	1	9	5	2	0
	39	42	0	0	0	0	0
	45/48/68	284	3	4	6	4	0
	47/51/62	302	4	6	1	3	0
	53	82	0	4	1	0	0
	57/65/67	248	6	2	3	4	0
	59/60	170	3	3	1	4	0
GRAND TOTAL:		<u>5,758</u>	<u>129</u>	<u>139</u>	<u>72</u>	<u>122</u>	<u>0</u>

TOWN OF MENDON
TOWN JUSTICE
CONSERVATIVE PRIMARY

LEGISLATIVE DISTRICT OR TOWN	ELECTION DISTRICT	TOTAL VOTERS	STEVEN E. MALONE 1D	ALAN L. ROSS 2D	SCATTER
<u>MENDON</u>					
	1 /8	135	0	1	0
	2 /4	217	3	4	0
	3 /9	215	3	5	0
	5 /6	162	0	7	0
	7	104	5	5	0
 GRAND TOTAL:		<u><u>833</u></u>	<u><u>11</u></u>	<u><u>22</u></u>	<u><u>0</u></u>

STATE SUPREME COURT JUSTICE
7TH JUDICIAL DISTRICT
SUMMARY

LEGISLATIVE DISTRICT OR TOWN	TOTAL VOTERS	MARY DOYLE	JOSEPH D. VALENTINO	MARY DOYLE	JOSEPH D. VALENTINO	SCATTER	BLANK AND VOID
		REP	DEM	CON	JUD		
Leg. Dist. 06	1,391	429	795	63	24	0	80
Leg. Dist. 07	744	227	436	26	6	0	49
Leg. Dist. 21	4,794	1,026	3,236	118	71	1	342
Leg. Dist. 22	2,510	236	1,899	47	18	0	310
Leg. Dist. 23	5,160	1,065	3,638	132	105	1	219
Leg. Dist. 24	3,295	711	2,180	93	67	0	244
Leg. Dist. 25	3,568	399	2,691	78	47	0	353
Leg. Dist. 26	2,849	762	1,727	110	51	1	198
Leg. Dist. 27	5,039	642	3,822	116	58	0	401
Leg. Dist. 28	3,494	859	2,094	128	81	0	332
Leg. Dist. 29	3,840	731	2,543	98	69	0	399
CITY	36,684	7,087	25,061	1,009	597	3	2,927
Brighton	11,306	3,205	7,227	270	134	1	469
Chili	8,112	2,893	4,209	428	78	1	503
Clarkson	1,591	677	643	129	14	0	128
East Rochester	1,714	637	828	71	24	0	154
Gates	7,439	2,607	3,953	291	91	0	497
Greece	22,587	8,120	11,637	1,213	279	4	1,334
Hamlin	1,997	983	750	101	27	0	136
Henrietta	8,924	3,382	4,354	500	106	0	582
Irondequoit	18,072	5,350	10,487	684	237	1	1,313
Mendon	2,787	1,059	1,350	161	27	2	188
Ogden	4,312	1,710	2,023	292	49	1	237
Parma	3,376	1,434	1,439	208	48	0	247
Penfield	10,481	3,883	5,522	440	109	0	527
Perinton	13,447	5,437	6,801	553	135	0	521
Pittsford	7,900	2,978	4,246	264	98	0	314
Riga	1,485	679	632	86	14	0	74
Rush	1,448	564	694	65	16	0	109
Sweden	2,740	1,060	1,303	142	33	1	201
Webster	11,954	4,500	6,089	591	119	1	654
Wheatland	1,784	722	817	67	20	0	158
TOWNS	143,456	51,880	75,004	6,556	1,658	12	8,346
GRAND TOTAL:	<u>180,140</u>	<u>58,967</u>	<u>100,065</u>	<u>7,565</u>	<u>2,255</u>	<u>15</u>	<u>11,273</u>

STATE SUPREME COURT JUSTICE
7TH JUDICIAL DISTRICT
DETAIL

LEGISLATIVE DISTRICT OR TOWN	ELECTION DISTRICT	TOTAL VOTERS	MARY DOYLE	JOSEPH D. VALENTINO	MARY DOYLE	JOSEPH D. VALENTINO	SCATTER	BLANK AND VOID
			REP	DEM	CON	JUD		
Leg. Dist. 06								
	1	365	109	214	14	6	0	22
	2	150	44	83	9	3	0	11
	3	217	79	109	9	6	0	14
	4	212	65	125	8	5	0	9
	5	233	64	134	15	3	0	17
	6	214	68	130	8	1	0	7
Leg. Dist. 06		1,391	429	795	63	24	0	80
Leg. Dist. 07								
	1	322	103	185	9	4	0	21
	2	248	50	167	10	1	0	20
	3	174	74	84	7	1	0	8
Leg. Dist. 07		744	227	436	26	6	0	49
Leg. Dist. 21								
	1	247	61	157	8	3	1	17
	2	191	35	139	5	4	0	8
	3	126	27	85	2	1	0	11
	4	198	42	129	5	4	0	18
	5	143	34	96	2	2	0	9
	6	157	33	108	1	2	0	13
	7	307	74	199	12	3	0	19
	8	208	42	142	5	5	0	14
	9	160	36	109	3	2	0	10
	10	296	92	186	3	3	0	12
	11	176	30	124	3	1	0	18
	12	292	78	177	11	3	0	23
	13	64	5	47	1	4	0	7
	14	246	56	159	9	5	0	17
	15	135	26	94	5	2	0	8
	16	120	32	73	3	3	0	9
	17	233	39	164	6	4	0	20
	18	158	24	117	3	1	0	13
	19	134	24	101	0	1	0	8
	20	190	57	113	7	1	0	12
	21	121	27	87	1	0	0	6
	22/28	181	39	124	4	2	0	12
	23	53	8	42	1	0	0	2
	24	308	73	193	8	9	0	25
	25	109	10	82	4	2	0	11
	26	141	13	113	1	2	0	12
	27	100	9	76	5	2	0	8
Leg. Dist. 21		4,794	1,026	3,236	118	71	1	342

STATE SUPREME COURT JUSTICE
7TH JUDICIAL DISTRICT
DETAIL

LEGISLATIVE DISTRICT OR TOWN	ELECTION DISTRICT	TOTAL VOTERS	MARY DOYLE	JOSEPH D. VALENTINO	MARY DOYLE	JOSEPH D. VALENTINO	SCATTER	BLANK AND VOID
			REP	DEM	CON	JUD		
Leg. Dist. 22	1/25	221	36	156	7	0	0	22
	2	52	5	40	1	1	0	5
	3	143	17	101	1	0	0	24
	4	84	6	63	2	3	0	10
	5	139	10	111	3	0	0	15
	6	109	4	84	2	0	0	19
	7	78	4	68	0	0	0	6
	8	126	14	87	5	1	0	19
	9	92	6	73	1	1	0	11
	10	112	9	90	4	2	0	7
	11	137	15	106	1	0	0	15
	12	78	2	62	1	1	0	12
	13	54	2	44	0	0	0	8
	14	144	20	97	2	1	0	24
	15	118	4	97	2	0	0	15
	16	59	6	46	1	1	0	5
	17	54	7	38	1	1	0	7
	18	72	7	53	2	0	0	10
	19	82	2	69	3	0	0	8
	20	104	9	85	4	0	0	6
	21	130	13	100	0	0	0	17
	22	140	21	99	0	2	0	18
	23	87	3	66	2	0	0	16
	24	70	10	46	2	3	0	9
	26	25	4	18	0	1	0	2
Leg. Dist. 22		2,510	236	1,899	47	18	0	310
Leg. Dist. 23								
	1	145	28	106	5	3	1	2
	2	182	32	132	7	6	0	5
	3	130	25	91	3	3	0	8
	4	214	34	165	5	3	0	7
	5	193	41	135	5	2	0	10
	6	130	34	89	3	2	0	2
	7	186	38	133	2	7	0	6
	8	169	30	119	6	6	0	8
	9	112	21	83	1	2	0	5
	10	152	21	119	2	4	0	6
	11	214	40	157	6	5	0	6
	12	274	51	213	1	1	0	8
	13	268	61	179	4	5	0	19
	14	140	29	101	3	2	0	5

STATE SUPREME COURT JUSTICE
7TH JUDICIAL DISTRICT
DETAIL

LEGISLATIVE DISTRICT OR TOWN	ELECTION DISTRICT	TOTAL VOTERS	MARY DOYLE	JOSEPH D. VALENTINO	MARY DOYLE	JOSEPH D. VALENTINO	SCATTER	BLANK AND VOID
			REP	DEM	CON	JUD		
<u>Leg. Dist. 23</u>								
	15	93	15	65	2	3	0	8
	16	147	39	97	2	3	0	6
	17	247	62	155	15	5	0	10
	18	156	36	106	7	3	0	4
	19	227	70	134	6	2	0	15
	20	252	52	179	7	7	0	7
	21	209	38	156	4	4	0	7
	22	182	39	132	4	2	0	5
	23	91	12	66	1	7	0	5
	24	253	67	153	10	6	0	17
	25	308	48	239	9	6	0	6
	26	315	64	225	5	3	0	18
	27	171	38	109	7	3	0	14
Leg. Dist. 23		5,160	1,065	3,638	132	105	1	219
<u>Leg. Dist. 24</u>								
	1	274	33	212	5	7	0	17
	2	217	36	158	2	5	0	16
	3	224	41	157	9	7	0	10
	4	220	45	147	3	5	0	20
	5	180	37	124	7	3	0	9
	6	138	46	80	4	1	0	7
	7	170	61	92	4	1	0	12
	8	190	39	122	12	7	0	10
	9	148	28	97	6	3	0	14
	10	37	11	20	3	0	0	3
	11	205	53	115	8	2	0	27
	12	130	34	80	3	0	0	13
	13	180	30	126	5	4	0	15
	14	202	33	146	6	3	0	14
	15	203	49	114	6	7	0	27
	16	194	39	143	3	3	0	6
	17	54	9	36	3	0	0	6
	18	95	47	43	2	0	0	3
	19	234	40	168	2	9	0	15
Leg. Dist. 24		3,295	711	2,180	93	67	0	244
<u>Leg. Dist. 25</u>								
	1	307	31	246	8	6	0	16
	2	163	12	124	3	1	0	23
	3	274	30	205	3	0	0	36
	4	64	3	45	2	2	0	12
	5	142	11	117	1	0	0	13

STATE SUPREME COURT JUSTICE
7TH JUDICIAL DISTRICT
DETAIL

LEGISLATIVE DISTRICT OR TOWN	ELECTION DISTRICT	TOTAL VOTERS	MARY DOYLE	JOSEPH D. VALENTINO	MARY DOYLE	JOSEPH D. VALENTINO	SCATTER	BLANK AND VOID
			REP	DEM	CON	JUD		
<u>Leg. Dist. 25</u>								
	6	189	36	124	7	5	0	17
	7	191	8	152	9	2	0	20
	8	241	16	198	2	1	0	24
	9	138	5	118	0	1	0	14
	10	210	10	179	1	4	0	16
	11	156	8	128	1	0	0	19
	12	210	44	140	8	6	0	12
	13	171	7	141	3	1	0	19
	14	236	44	168	7	4	0	13
	15	154	4	123	2	2	0	23
	16	83	41	31	3	1	0	7
	17	121	5	100	1	0	0	15
	18	10	3	6	0	0	0	1
	19	217	36	147	8	4	0	22
	20	195	30	130	8	2	0	25
	21	96	15	69	1	5	0	6
<u>Leg. Dist. 25</u>		3,568	399	2,691	78	47	0	353
<u>Leg. Dist. 26</u>								
	1	161	37	102	5	1	0	16
	2	117	26	77	5	3	0	6
	3	237	80	122	14	3	0	18
	4	194	60	103	14	3	0	14
	5	187	54	118	4	1	1	9
	6/7	204	65	117	10	1	0	11
	8	204	46	131	4	8	0	15
	9	226	49	144	11	6	0	16
	10	163	38	104	8	2	0	11
	11	243	86	126	9	3	0	19
	12	344	78	220	7	12	0	27
	14	172	43	108	9	4	0	8
	15	208	37	147	8	1	0	15
	16	186	63	105	2	3	0	13
	17	3	0	3	0	0	0	0
<u>Leg. Dist. 26</u>		2,849	762	1,727	110	51	1	198
<u>Leg. Dist. 27</u>								
	1	233	36	174	3	1	0	19
	2	227	32	173	7	2	0	13
	3/24/25	202	34	148	4	3	0	13
	4	277	36	209	5	5	0	22
	5	294	33	228	7	1	0	25
	6	212	37	144	13	2	0	16

STATE SUPREME COURT JUSTICE
7TH JUDICIAL DISTRICT
DETAIL

LEGISLATIVE DISTRICT OR TOWN	ELECTION DISTRICT	TOTAL VOTERS	MARY DOYLE	JOSEPH D. VALENTINO	MARY DOYLE	JOSEPH D. VALENTINO	SCATTER	BLANK AND VOID
			REP	DEM	CON	JUD		
Leg. Dist. 27								
	7	232	36	173	1	5	0	17
	8	195	29	149	7	1	0	9
	9	250	21	202	2	5	0	20
	10	212	39	153	3	3	0	14
	11	236	43	166	8	2	0	17
	12	218	18	173	6	4	0	17
	13	197	18	161	2	1	0	15
	14	167	18	133	4	2	0	10
	15	204	17	163	5	0	0	19
	16	254	35	192	4	1	0	22
	17	104	26	65	4	3	0	6
	18	130	13	110	1	1	0	5
	19	218	17	170	6	5	0	20
	20	157	11	120	3	1	0	22
	21	120	12	94	5	0	0	9
	22	138	8	115	2	1	0	12
	23	139	10	110	2	1	0	16
	27	121	21	86	1	1	0	12
	28	182	18	125	8	5	0	26
	29	120	24	86	3	2	0	5
Leg. Dist. 27		5,039	642	3,822	116	58	0	401
Leg. Dist. 28								
	1/19	150	32	99	1	3	0	15
	2	202	45	125	8	4	0	20
	3	145	22	97	5	3	0	18
	4	237	55	139	14	3	0	26
	5	168	43	106	6	2	0	11
	6	170	40	111	4	3	0	12
	7	217	60	126	5	6	0	20
	8	187	57	91	7	6	0	26
	9	171	38	101	4	6	0	22
	10	110	36	57	5	4	0	8
	11	138	40	84	3	2	0	9
	12	90	21	60	3	2	0	4
	13	193	47	109	9	4	0	24
	14	166	34	101	6	6	0	19
	15	100	37	44	4	6	0	9
	16	168	45	98	8	3	0	14
	17	157	47	80	9	2	0	19
	18	158	32	106	4	1	0	15
	21	224	55	137	11	7	0	14

STATE SUPREME COURT JUSTICE
7TH JUDICIAL DISTRICT
DETAIL

LEGISLATIVE DISTRICT OR TOWN	ELECTION DISTRICT	TOTAL VOTERS	MARY DOYLE	JOSEPH D. VALENTINO	MARY DOYLE	JOSEPH D. VALENTINO	SCATTER	BLANK AND VOID
			REP	DEM	CON	JUD		
Leg. Dist. 28								
	22	101	18	69	1	2	0	11
	23	242	55	154	11	6	0	16
Leg. Dist. 28		3,494	859	2,094	128	81	0	332
Leg. Dist. 29								
	1	54	13	37	0	0	0	4
	2	38	1	31	1	0	0	5
	3	122	23	83	2	4	0	10
	4	196	43	129	3	4	0	17
	5	264	68	153	5	4	0	34
	6/7	196	45	125	7	1	0	18
	8	243	57	157	5	5	0	19
	9	176	43	105	4	5	0	19
	10	155	17	112	4	1	0	21
	11	149	42	88	4	1	0	14
	12	223	39	152	11	0	0	21
	13	139	14	106	1	2	0	16
	14/15/17	164	29	108	8	3	0	16
	16	64	8	46	1	0	0	9
	18	179	34	132	0	9	0	4
	19	127	34	70	4	5	0	14
	20	205	29	146	2	3	0	25
	21	197	18	143	11	7	0	18
	22	128	16	91	3	4	0	14
	23	204	27	128	9	3	0	37
	24	216	46	141	8	4	0	17
	25	213	59	127	4	0	0	23
	26	188	26	133	1	4	0	24
Leg. Dist. 29		3,840	731	2,543	98	69	0	399
CITY		36,684	7,087	25,061	1,009	597	3	2,927
Brighton								
	1	298	95	180	9	5	0	9
	2	189	70	104	4	2	0	9
	3	262	102	140	7	1	0	12
	4	261	63	180	5	3	0	10
	5	235	46	174	5	5	0	5
	6	369	113	220	19	4	1	12
	7	215	50	141	10	4	0	10
	8	291	99	178	5	3	0	6
	9	250	61	171	4	6	0	8
	10	293	83	195	4	5	0	6

STATE SUPREME COURT JUSTICE
7TH JUDICIAL DISTRICT
DETAIL

LEGISLATIVE DISTRICT OR TOWN	ELECTION DISTRICT	TOTAL VOTERS	MARY DOYLE	JOSEPH D. VALENTINO	MARY DOYLE	JOSEPH D. VALENTINO	SCATTER	BLANK AND VOID
			REP	DEM	CON	JUD		
Brighton	11	276	83	174	7	6	0	6
	12	369	92	251	9	3	0	14
	13	236	59	160	2	3	0	12
	14	126	34	82	4	2	0	4
	15	229	75	123	14	4	0	13
	16	203	89	106	5	1	0	2
	17	164	32	105	2	2	0	23
	18	229	64	149	4	3	0	9
	19	288	78	199	3	2	0	6
	20	175	48	109	6	1	0	11
	21	312	78	209	7	2	0	16
	22	281	72	196	2	2	0	9
	23	268	71	179	0	3	0	15
	24	209	76	111	7	6	0	9
	25	215	49	150	4	3	0	9
	26	211	64	127	6	3	0	11
	27	243	48	174	6	6	0	9
	28	308	79	210	5	4	0	10
	29	191	74	99	4	0	0	14
	30	458	188	231	5	4	0	30
	31	240	56	162	4	6	0	12
	32	325	85	207	7	2	0	24
	33	250	68	166	6	4	0	6
	34	256	75	146	17	3	0	15
	35	245	59	172	7	2	0	5
	36	160	50	97	4	3	0	6
	37	263	54	184	9	4	0	12
	38	244	65	165	2	0	0	12
	39	231	68	143	8	1	0	11
	40	430	102	300	4	6	0	18
	41	287	71	203	5	0	0	8
	42	94	26	59	8	0	0	1
	43	280	82	178	6	2	0	12
	44	98	36	56	2	0	0	4
	45	137	41	85	6	3	0	2
	46	112	32	77	1	0	0	2
Brighton		11,306	3,205	7,227	270	134	1	469
Chili	1	257	82	141	14	4	0	16
	2	327	113	173	15	6	0	20
	3	284	99	152	10	3	0	20

STATE SUPREME COURT JUSTICE
7TH JUDICIAL DISTRICT
DETAIL

LEGISLATIVE DISTRICT OR TOWN	ELECTION DISTRICT	TOTAL VOTERS	MARY DOYLE	JOSEPH D. VALENTINO	MARY DOYLE	JOSEPH D. VALENTINO	SCATTER	BLANK AND VOID
			REP	DEM	CON	JUD		
Chili								
	4	181	58	96	15	3	0	9
	5	263	98	138	9	5	0	13
	6	296	109	154	13	0	0	20
	7	153	57	80	8	2	0	6
	8	247	112	115	10	0	0	10
	9	249	103	110	14	5	0	17
	10	241	94	104	27	2	0	14
	11	321	125	158	15	4	1	18
	12	352	128	173	20	2	0	29
	13	346	116	195	19	2	0	14
	14	298	90	164	17	4	0	23
	15	280	92	155	10	1	0	22
	16	326	132	161	16	1	0	16
	17	551	202	287	20	4	0	38
	18	312	116	159	16	6	0	15
	19	243	77	139	7	1	0	19
	20	304	95	171	22	1	0	15
	21	220	67	121	15	0	0	17
	22	293	104	154	13	5	0	17
	23	188	73	92	14	1	0	8
	24	289	107	149	12	1	0	20
	25	193	56	112	9	0	0	16
	26	296	104	151	24	3	0	14
	27	263	93	139	16	4	0	11
	28	184	59	97	7	3	0	18
	29	200	68	100	10	2	0	20
	30	155	64	69	11	3	0	8
Chili		8,112	2,893	4,209	428	78	1	503
Clarkson								
	1	415	157	184	46	0	0	28
	2	258	112	97	12	2	0	35
	3	286	126	120	19	4	0	17
	4	314	131	134	19	3	0	27
	5	318	151	108	33	5	0	21
Clarkson		1,591	677	643	129	14	0	128
East Rochester								
	1	252	88	121	14	3	0	26
	2	259	107	108	15	2	0	27
	3	298	110	151	11	5	0	21
	4	235	87	110	8	2	0	28
	5	200	70	101	7	5	0	17

STATE SUPREME COURT JUSTICE
7TH JUDICIAL DISTRICT
DETAIL

LEGISLATIVE DISTRICT OR TOWN	ELECTION DISTRICT	TOTAL VOTERS	MARY DOYLE	JOSEPH D. VALENTINO	MARY DOYLE	JOSEPH D. VALENTINO	SCATTER	BLANK AND VOID
			REP	DEM	CON	JUD		
Greece	1	225	66	130	14	3	0	12
	2	190	77	103	8	0	0	2
	3	221	79	130	5	2	0	5
	4	163	52	89	12	2	0	8
	5	165	64	84	4	0	0	13
	6	200	65	101	11	3	0	20
	7	234	105	102	8	3	1	15
	8	211	95	87	13	1	0	15
	9	203	61	101	13	3	0	25
	10	175	78	79	4	2	0	12
	11	102	32	53	8	2	0	7
	12	165	73	73	9	2	0	8
	13	235	71	136	12	3	0	13
	14	175	58	94	11	2	0	10
	15	164	58	86	6	3	0	11
	16	134	45	71	9	1	0	8
	17	221	83	113	12	4	0	9
	18	243	90	119	16	5	0	13
	19	172	71	75	8	2	0	16
	20	187	63	84	21	5	0	14
	21	252	105	104	14	5	0	24
	22	196	88	84	4	3	0	17
	23	273	92	136	13	1	0	31
	24	322	112	169	18	5	0	18
	25	202	69	106	11	3	0	13
	26	191	66	99	16	4	0	6
	27	265	95	132	14	5	0	19
	28	219	82	109	12	6	0	10
	29	217	73	127	8	3	0	6
	30	201	79	101	13	1	0	7
	31	227	89	114	9	6	0	9
	32	234	71	128	15	6	3	11
	33	251	79	144	14	2	0	12
	34	230	98	97	18	1	0	16
	35	201	71	100	19	3	0	8
	36	270	87	151	13	4	0	15
	37	169	61	85	13	1	0	9
	38	247	85	133	20	3	0	6
	39	113	40	60	7	1	0	5
	40	214	81	102	8	6	0	17
	41	226	80	122	9	1	0	14

STATE SUPREME COURT JUSTICE
7TH JUDICIAL DISTRICT
DETAIL

LEGISLATIVE DISTRICT OR TOWN	ELECTION DISTRICT	TOTAL VOTERS	MARY DOYLE	JOSEPH D. VALENTINO	MARY DOYLE	JOSEPH D. VALENTINO	SCATTER	BLANK AND VOID
			REP	DEM	CON	JUD		
Greece								
	42	195	66	103	9	0	0	17
	43	272	112	129	19	2	0	10
	44	250	85	139	17	1	0	8
	45	186	70	93	9	2	0	12
	46	139	59	68	6	1	0	5
	47	243	80	133	12	5	0	13
	48	181	76	87	7	0	0	11
	49	197	71	107	9	0	0	10
	50	223	79	120	10	2	0	12
	51	164	50	97	7	4	0	6
	52	266	99	133	18	2	0	14
	53	153	50	84	9	3	0	7
	54	188	68	99	12	3	0	6
	55	205	73	102	19	0	0	11
	56	278	105	144	10	2	0	17
	57	212	54	125	8	6	0	19
	58	227	80	129	10	0	0	8
	59	146	48	84	8	2	0	4
	60	209	66	114	14	1	0	14
	61	226	72	120	10	2	0	22
	62	282	97	152	9	2	0	22
	63	269	122	126	10	1	0	10
	64	201	89	91	10	1	0	10
	65	278	121	129	6	2	0	20
	66	145	59	71	7	0	0	8
	67	205	69	120	9	3	0	4
	68	302	100	154	20	5	0	23
	69	183	64	101	8	2	0	8
	70	192	81	85	14	5	0	7
	71	272	104	130	17	2	0	19
	72	215	70	116	15	2	0	12
	73	141	54	68	7	1	0	11
	74	151	48	78	12	2	0	11
	75	184	65	91	10	4	0	14
	76	157	65	79	9	0	0	4
	77	273	94	144	17	4	0	14
	78	220	106	86	11	4	0	13
	79	192	71	101	12	3	0	5
	80	253	86	116	26	1	0	24
	81	206	61	121	6	3	0	15
	82	158	48	91	9	2	0	8

STATE SUPREME COURT JUSTICE
7TH JUDICIAL DISTRICT
DETAIL

LEGISLATIVE DISTRICT OR TOWN	ELECTION DISTRICT	TOTAL VOTERS	MARY DOYLE	JOSEPH D. VALENTINO	MARY DOYLE	JOSEPH D. VALENTINO	SCATTER	BLANK AND VOID
			REP	DEM	CON	JUD		
<u>Greece</u>								
	83	177	59	93	13	0	0	12
	84	275	90	159	8	5	0	13
	85	238	106	101	15	1	0	15
	86	276	105	141	16	0	0	14
	87	212	85	97	12	8	0	10
	88	187	63	104	11	1	0	8
	89	169	49	92	8	6	0	14
	90	146	50	76	6	4	0	10
	91	310	127	149	15	3	0	16
	92	366	111	207	14	10	0	24
	93	278	74	166	19	2	0	17
	94	194	65	103	13	4	0	9
	95	159	57	79	6	1	0	16
	96	243	67	144	14	3	0	15
	97	311	115	169	14	4	0	9
	98	245	97	118	10	3	0	17
	99	217	94	87	15	3	0	18
	100	223	86	110	12	2	0	13
	101	149	39	95	6	1	0	8
	102	263	100	127	10	4	0	22
	103	222	76	122	9	1	0	14
	104	234	79	129	9	2	0	15
	105	181	55	94	8	4	0	20
	106	168	45	102	11	2	0	8
Greece		<u>22,587</u>	<u>8,120</u>	<u>11,637</u>	<u>1,213</u>	<u>279</u>	<u>4</u>	<u>1,334</u>
<u>Hamlin</u>								
	1	184	88	71	15	2	0	8
	2	249	137	88	11	5	0	8
	3	208	98	80	13	2	0	15
	4	175	74	79	8	1	0	13
	5	180	87	58	9	4	0	22
	6	135	58	58	5	2	0	12
	7	279	120	126	9	3	0	21
	8	174	90	63	9	5	0	7
	9	154	88	44	9	0	0	13
	10	259	143	83	13	3	0	17
Hamlin		<u>1,997</u>	<u>983</u>	<u>750</u>	<u>101</u>	<u>27</u>	<u>0</u>	<u>136</u>
<u>Henrietta</u>								
	1	337	130	164	17	2	0	24
	2	215	83	107	14	1	0	10
	3	155	73	71	4	0	0	7

STATE SUPREME COURT JUSTICE
7TH JUDICIAL DISTRICT
DETAIL

LEGISLATIVE DISTRICT OR TOWN	ELECTION DISTRICT	TOTAL VOTERS	MARY DOYLE	JOSEPH D. VALENTINO	MARY DOYLE	JOSEPH D. VALENTINO	SCATTER	BLANK AND VOID
			REP	DEM	CON	JUD		
Henrietta	4	214	72	114	10	6	0	12
	5	280	105	138	16	4	0	17
	6	312	123	139	26	1	0	23
	7	258	97	131	12	3	0	15
	8	274	95	142	11	1	0	25
	9	210	78	102	9	1	0	20
	10	280	108	128	15	6	0	23
	11	211	72	102	14	3	0	20
	12	281	104	148	14	3	0	12
	13	236	77	129	19	1	0	10
	14	193	67	97	9	5	0	15
	15	274	102	124	18	9	0	21
	16	208	78	102	10	1	0	17
	17	315	120	152	21	6	0	16
	18	316	110	162	16	4	0	24
	19	217	79	107	14	3	0	14
	20	362	148	164	20	1	0	29
	21	231	81	125	17	2	0	6
	22	354	138	179	12	5	0	20
	23	231	88	106	21	1	0	15
	24	226	78	124	7	1	0	16
	25	305	132	149	8	2	0	14
	26	347	132	161	25	2	0	27
	27	327	126	153	21	3	0	24
	28	305	128	137	18	3	0	19
	29	241	93	122	13	2	0	11
	30	362	143	158	28	8	0	25
	31	168	65	78	11	2	0	12
	32	283	103	150	12	4	0	14
	33	215	90	102	9	4	0	10
	34	181	64	87	9	6	0	15
Henrietta		8,924	3,382	4,354	500	106	0	582
Irondequoit	1	329	105	173	16	5	0	30
	2	235	75	131	5	5	0	19
	3	314	112	149	20	3	0	30
	4	255	84	132	12	5	0	22
	5	247	57	163	13	1	0	13
	6	325	75	218	8	3	0	21
	7	401	111	246	13	1	0	30
	8	308	88	187	14	6	0	13

STATE SUPREME COURT JUSTICE
7TH JUDICIAL DISTRICT
DETAIL

LEGISLATIVE DISTRICT OR TOWN	ELECTION DISTRICT	TOTAL VOTERS	MARY DOYLE	JOSEPH D. VALENTINO	MARY DOYLE	JOSEPH D. VALENTINO	SCATTER	BLANK AND VOID
			REP	DEM	CON	JUD		
Irondequoit	9	304	77	188	6	3	0	30
	10	291	98	170	5	3	0	15
	11	192	65	101	8	2	0	16
	12	222	63	122	14	2	0	21
	13	276	55	195	9	4	0	13
	14	261	87	143	13	1	0	17
	15	350	101	194	18	7	0	30
	16	338	107	194	9	3	0	25
	17	217	62	132	6	5	0	12
	18	299	99	165	13	3	0	19
	19	266	61	175	14	4	0	12
	20	272	89	139	15	4	0	25
	21	251	65	170	6	2	0	8
	22	284	87	170	7	4	0	16
	23	270	76	164	8	4	0	18
	24	303	73	195	17	6	0	12
	25	252	71	144	13	2	0	22
	26	209	67	119	4	0	0	19
	27	170	44	108	7	2	0	9
	28	227	70	118	13	4	0	22
	29	199	66	108	7	3	0	15
	30	247	70	142	11	6	0	18
	31	284	80	183	8	2	0	11
	32	299	90	173	13	6	0	17
	33	205	66	114	8	6	0	11
	34	358	120	205	10	7	0	16
	35	195	67	105	5	4	0	14
	36	176	52	97	2	3	1	21
	37	242	70	141	8	1	0	22
	38	217	66	124	4	4	0	19
	39	192	77	86	7	1	0	21
	40	167	51	92	9	3	0	12
	41	284	73	175	6	6	0	24
	42	277	93	151	12	4	0	17
	43	230	66	132	9	6	0	17
	44	565	169	343	11	7	0	35
	45	220	69	127	7	0	0	17
	46	286	82	157	14	5	0	28
	47	130	41	77	6	1	0	5
	48	296	105	163	13	1	0	14
	49	240	81	120	16	2	0	21

STATE SUPREME COURT JUSTICE
7TH JUDICIAL DISTRICT
DETAIL

LEGISLATIVE DISTRICT OR TOWN	ELECTION DISTRICT	TOTAL VOTERS	MARY DOYLE	JOSEPH D. VALENTINO	MARY DOYLE	JOSEPH D. VALENTINO	SCATTER	BLANK AND VOID
			REP	DEM	CON	JUD		
Irondequoit								
	50	209	54	123	7	5	0	20
	51	331	93	201	11	3	0	23
	52	260	75	158	4	5	0	18
	53	250	77	141	6	5	0	21
	54	140	41	76	7	4	0	12
	55	304	70	194	11	5	0	24
	56	273	83	162	9	3	0	16
	57	385	122	219	13	6	0	25
	58	298	84	164	16	4	0	30
	59	243	83	117	15	3	0	25
	60	274	87	150	11	4	0	22
	61	350	115	191	13	2	0	29
	62	285	71	181	15	5	0	13
	63	182	60	99	7	1	0	15
	64	295	79	170	19	1	0	26
	65	172	42	113	4	3	0	10
	66	147	37	93	2	1	0	14
	67	263	77	153	11	1	0	21
	68	293	92	174	6	2	0	19
	69	141	30	88	5	2	0	16
Irondequoit		18,072	5,350	10,487	684	237	1	1,313
Mendon								
	1	327	118	169	17	7	0	16
	2	355	147	153	19	2	0	34
	3	371	164	165	16	3	1	22
	4	307	107	147	23	2	0	28
	5	333	130	154	23	6	0	20
	6	296	107	151	18	2	1	17
	7	335	113	186	18	1	0	17
	8	160	56	82	11	1	0	10
	9	303	117	143	16	3	0	24
Mendon		2,787	1,059	1,350	161	27	2	188
Ogden								
	1	258	115	107	18	2	0	16
	2	248	95	122	16	0	0	15
	3	273	110	133	12	1	0	17
	4	212	94	96	11	1	0	10
	5	240	98	107	17	1	1	16
	6	231	91	108	14	5	0	13
	7	125	49	60	6	1	0	9
	8	196	78	88	16	3	0	11

STATE SUPREME COURT JUSTICE
7TH JUDICIAL DISTRICT
DETAIL

LEGISLATIVE DISTRICT OR TOWN	ELECTION DISTRICT	TOTAL VOTERS	MARY DOYLE	JOSEPH D. VALENTINO	MARY DOYLE	JOSEPH D. VALENTINO	SCATTER	BLANK AND VOID
			REP	DEM	CON	JUD		
Ogden								
	9	263	117	110	16	1	0	19
	10	211	74	100	23	6	0	8
	11	199	87	92	8	3	0	9
	12	193	56	103	20	5	0	9
	13	223	75	116	17	4	0	11
	14	139	53	66	12	2	0	6
	15	264	106	122	17	4	0	15
	16	135	57	65	4	4	0	5
	17	187	63	101	9	1	0	13
	18	225	79	116	21	2	0	7
	19	219	98	92	17	2	0	10
	20	271	115	119	18	1	0	18
Ogden		4,312	1,710	2,023	292	49	1	237
Parma								
	1	256	119	105	10	9	0	13
	2	284	117	127	21	3	0	16
	3	173	85	71	6	0	0	11
	4	259	126	99	13	1	0	20
	5	185	74	82	12	3	0	14
	6	127	51	56	9	2	0	9
	7	226	93	100	10	3	0	20
	8	232	99	94	16	4	0	19
	9	240	88	104	20	6	0	22
	10	258	111	110	16	3	0	18
	11	232	95	106	19	2	0	10
	12	237	88	117	13	0	0	19
	13	246	100	113	10	3	0	20
	14	206	97	70	16	6	0	17
	15	215	91	85	17	3	0	19
Parma		3,376	1,434	1,439	208	48	0	247
Penfield								
	1	148	55	70	13	0	0	10
	2	269	98	140	14	3	0	14
	3	269	108	127	20	1	0	13
	4	276	115	126	23	4	0	8
	5	287	101	161	12	3	0	10
	6	231	83	128	6	5	0	9
	7	211	76	106	11	3	0	15
	8	311	123	152	7	3	0	26
	9	373	128	220	6	7	0	12
	10	261	92	136	8	2	0	23

STATE SUPREME COURT JUSTICE
7TH JUDICIAL DISTRICT
DETAIL

LEGISLATIVE DISTRICT OR TOWN	ELECTION DISTRICT	TOTAL VOTERS	MARY DOYLE	JOSEPH D. VALENTINO	MARY DOYLE	JOSEPH D. VALENTINO	SCATTER	BLANK AND VOID
			REP	DEM	CON	JUD		
Penfield	11	193	76	98	8	0	0	11
	12	342	138	175	11	2	0	16
	13	308	113	158	12	3	0	22
	14	232	99	104	15	4	0	10
	15	302	129	145	9	8	0	11
	16	236	95	119	8	3	0	11
	17	302	104	161	14	3	0	20
	18	210	64	122	11	4	0	9
	19	382	129	220	12	2	0	19
	20	297	124	140	15	3	0	15
	21	291	93	168	14	6	0	10
	22	323	115	168	21	2	0	17
	23	383	146	202	14	5	0	16
	24	351	139	179	14	5	0	14
	25	266	84	158	9	0	0	15
	26	175	69	91	6	1	0	8
	27	352	136	178	19	4	0	15
	28	189	61	111	7	2	0	8
	29	302	97	167	9	1	0	28
	30	397	159	201	17	3	0	17
	31	173	60	102	3	2	0	6
	32	219	84	108	9	4	0	14
	33	199	65	118	6	3	0	7
	34	382	139	210	12	1	0	20
	35	255	101	129	12	1	0	12
	36	203	80	103	6	3	0	11
	37	271	95	147	14	1	0	14
	38	171	54	104	7	0	0	6
	39	139	56	70	6	2	0	5
Penfield		10,481	3,883	5,522	440	109	0	527
Perinton	1	293	124	143	20	1	0	5
	2	283	108	151	10	3	0	11
	3	265	112	135	8	1	0	9
	4	244	108	110	8	5	0	13
	5	194	60	107	14	3	0	10
	6	247	78	141	12	4	0	12
	7	308	103	181	8	4	0	12
	8	252	114	124	9	1	0	4
	9	343	135	167	23	8	0	10
	10	297	114	151	12	3	0	17

STATE SUPREME COURT JUSTICE
7TH JUDICIAL DISTRICT
DETAIL

LEGISLATIVE DISTRICT OR TOWN	ELECTION DISTRICT	TOTAL VOTERS	MARY DOYLE	JOSEPH D. VALENTINO	MARY DOYLE	JOSEPH D. VALENTINO	SCATTER	BLANK AND VOID
			REP	DEM	CON	JUD		
Perinton	11	211	83	115	5	0	0	8
	12	268	73	170	10	4	0	11
	13	196	76	100	12	5	0	3
	14	277	115	138	15	6	0	3
	15	218	83	110	8	4	0	13
	16	210	85	115	3	2	0	5
	17	230	99	118	7	0	0	6
	18	240	81	142	11	1	0	5
	19	262	115	125	12	5	0	5
	20	283	128	125	15	3	0	12
	21	284	126	122	10	5	0	21
	22	175	85	76	7	1	0	6
	23	266	112	129	10	3	0	12
	24	458	201	212	16	3	0	26
	25	234	80	125	10	6	0	13
	26	291	119	145	13	1	0	13
	27	252	118	117	6	3	0	8
	28	211	90	102	7	2	0	10
	29	171	77	83	5	1	0	5
	30	226	95	109	11	3	0	8
	31	316	114	178	13	2	0	9
	32	228	92	117	5	3	0	11
	33	271	127	123	11	1	0	9
	34	279	103	158	5	2	0	11
	35	209	93	99	6	3	0	8
	36	139	57	69	7	2	0	4
	37	238	101	107	18	3	0	9
	38	227	89	119	6	1	0	12
	39	241	100	111	16	1	0	13
	40	195	64	111	11	4	0	5
	41	168	73	87	2	0	0	6
	42	209	73	117	7	4	0	8
	43	355	153	164	19	2	0	17
	44	206	79	115	4	1	0	7
	45	356	158	174	12	3	0	9
	46	143	56	70	11	0	0	6
	47	218	95	105	10	2	0	6
	48	164	58	88	11	1	0	6
	49	186	78	91	8	0	0	9
	50	101	21	69	6	2	0	3
	51	207	105	90	5	1	0	6

STATE SUPREME COURT JUSTICE
7TH JUDICIAL DISTRICT
DETAIL

LEGISLATIVE DISTRICT OR TOWN	ELECTION DISTRICT	TOTAL VOTERS	MARY DOYLE	JOSEPH D. VALENTINO	MARY DOYLE	JOSEPH D. VALENTINO	SCATTER	BLANK AND VOID
			REP	DEM	CON	JUD		
Perinton								
	52	208	87	102	4	0	0	15
	53	211	77	118	6	1	0	9
	54	232	99	112	9	1	0	11
	55	238	99	122	11	1	0	5
	56	213	89	97	13	3	0	11
Perinton		13,447	5,437	6,801	553	135	0	521
Pittsford								
	1	221	80	112	7	5	0	17
	2	240	79	142	8	2	0	9
	3	338	172	149	6	2	0	9
	4	255	119	118	4	4	0	10
	5	200	67	110	9	1	0	13
	6	308	105	173	7	5	0	18
	7	147	48	93	2	1	0	3
	8	273	98	155	10	4	0	6
	9	308	119	166	9	5	0	9
	10	287	95	167	12	3	0	10
	11	257	88	146	11	1	0	11
	12	182	75	83	8	6	0	10
	13	214	74	127	7	1	0	5
	14	225	76	124	10	5	0	10
	15	157	61	75	7	2	0	12
	16	185	82	83	10	2	0	8
	17	307	111	179	6	2	0	9
	18	242	84	140	4	0	0	14
	19	180	82	84	7	1	0	6
	20	256	93	138	9	2	0	14
	21	261	97	140	14	5	0	5
	22	331	131	171	11	2	0	16
	23	249	101	120	12	4	0	12
	24	246	108	117	8	5	0	8
	25	209	58	136	6	3	0	6
	26	303	105	171	14	3	0	10
	27	224	74	134	5	3	0	8
	28	176	55	108	4	3	0	6
	29	215	80	121	3	6	0	5
	30	178	69	101	2	3	0	3
	31	241	92	130	6	3	0	10
	32	243	84	137	7	1	0	14
	33	242	116	96	19	3	0	8
Pittsford		7,900	2,978	4,246	264	98	0	314

STATE SUPREME COURT JUSTICE
7TH JUDICIAL DISTRICT
DETAIL

LEGISLATIVE DISTRICT OR TOWN	ELECTION DISTRICT	TOTAL VOTERS	MARY DOYLE	JOSEPH D. VALENTINO	MARY DOYLE	JOSEPH D. VALENTINO	SCATTER	BLANK AND VOID
			REP	DEM	CON	JUD		
Riga								
	1	311	143	131	18	4	0	15
	2	255	131	101	14	2	0	7
	3	210	95	98	8	1	0	8
	4	252	111	110	12	2	0	17
	5	225	101	98	14	3	0	9
	6	232	98	94	20	2	0	18
		1,485	679	632	86	14	0	74
Riga Rush								
	1	357	156	158	10	4	0	29
	2	299	108	147	20	4	0	20
	3	410	169	197	15	3	0	26
	4	382	131	192	20	5	0	34
		1,448	564	694	65	16	0	109
Rush Sweden								
	1	252	88	123	16	5	0	20
	2	149	51	78	7	1	0	12
	3	341	118	179	10	1	0	33
	4	306	121	146	19	1	0	19
	5	95	26	60	6	1	0	2
	6	257	109	112	18	3	0	15
	7	338	126	169	17	5	0	21
	8	189	79	83	14	1	0	12
	9	185	81	73	7	4	0	20
	10	327	134	151	15	5	0	22
	11	90	37	36	3	4	1	9
	12	211	90	93	10	2	0	16
		2,740	1,060	1,303	142	33	1	201
Sweden Webster								
	1	323	110	165	19	5	0	24
	2	300	115	152	6	6	0	21
	3	279	93	153	14	3	0	16
	4	197	59	104	12	6	0	16
	5	335	113	185	17	7	0	13
	6	272	108	126	13	3	0	22
	7	369	149	178	16	1	0	25
	8	296	97	159	21	1	0	18
	9	366	138	194	14	6	0	14
	10	250	85	136	11	4	0	14
	11	313	121	161	15	0	0	16
	12	438	172	213	27	4	0	22
	13	308	122	164	8	3	0	11

STATE SUPREME COURT JUSTICE
7TH JUDICIAL DISTRICT
DETAIL

LEGISLATIVE DISTRICT OR TOWN	ELECTION DISTRICT	TOTAL VOTERS	MARY DOYLE	JOSEPH D. VALENTINO	MARY DOYLE	JOSEPH D. VALENTINO	SCATTER	BLANK AND VOID
			REP	DEM	CON	JUD		
Webster								
	14	305	110	164	9	2	0	20
	15	207	61	112	17	2	0	15
	16	347	131	181	18	3	0	14
	17	457	189	221	25	5	0	17
	18	268	106	138	7	2	0	15
	19	354	150	160	23	0	0	21
	20	302	116	135	22	8	0	21
	21	385	127	209	17	2	1	29
	22	279	116	135	13	3	0	12
	23	294	100	167	18	0	0	9
	24	353	145	175	16	3	0	14
	25	221	88	107	11	0	0	15
	26	248	82	127	23	0	0	16
	27	233	105	99	14	4	0	11
	28	222	80	121	8	4	0	9
	29	248	89	133	13	1	0	12
	30	186	76	91	9	3	0	7
	31	228	84	113	8	1	0	22
	32	264	98	140	10	2	0	14
	33	343	130	174	23	2	0	14
	34	157	66	79	4	1	0	7
	35	220	81	109	15	0	0	15
	36	285	125	125	19	4	0	12
	37	307	110	154	15	2	0	26
	38	369	129	210	13	0	0	17
	39	273	117	135	6	3	0	12
	40	322	131	160	6	7	0	18
	41	231	76	125	16	6	0	8
Webster		11,954	4,500	6,089	591	119	1	654
Wheatland								
	1	376	152	169	11	5	0	39
	2	336	132	162	10	2	0	30
	3	429	163	210	17	6	0	33
	4	275	119	120	14	1	0	21
	5	368	156	156	15	6	0	35
Wheatland		1,784	722	817	67	20	0	158
TOWNS		143,456	51,880	75,004	6,556	1,658	12	8,346
GRAND TOTAL:		180,140	58,967	100,065	7,565	2,255	15	11,273

FAMILY COURT JUDGE
SUMMARY

LEGISLATIVE DISTRICT OR TOWN	TOTAL VOTERS	ANN MARIE TADDEO	ANTHONY LEAVY	ANN MARIE TADDEO	SCATTER	BLANK AND VOID
		REP	DEM	CON		
Leg. Dist. 06	1,391	719	389	92	0	191
Leg. Dist. 07	744	338	256	40	0	110
Leg. Dist. 21	4,794	1,764	2,272	169	0	589
Leg. Dist. 22	2,510	343	1,682	49	0	436
Leg. Dist. 23	5,160	2,244	2,174	220	1	521
Leg. Dist. 24	3,295	1,284	1,431	125	0	455
Leg. Dist. 25	3,568	628	2,320	80	0	540
Leg. Dist. 26	2,849	1,243	1,048	180	1	377
Leg. Dist. 27	5,039	1,097	3,169	140	0	633
Leg. Dist. 28	3,494	1,290	1,436	162	3	603
Leg. Dist. 29	3,840	1,108	1,902	130	0	700
CITY	36,684	12,058	18,079	1,387	5	5,155
Brighton	11,306	5,622	4,356	385	1	942
Chili	8,112	4,448	2,135	617	1	911
Clarkson	1,591	908	304	139	0	240
East Rochester	1,714	946	411	91	0	266
Gates	7,439	4,167	1,914	429	0	929
Greece	22,587	13,053	5,029	1,793	1	2,711
Hamlin	1,997	1,280	344	132	0	241
Henrietta	8,924	4,777	2,519	636	0	992
Irondequoit	18,072	9,395	5,243	1,093	0	2,341
Mendon	2,787	1,604	625	220	0	338
Ogden	4,312	2,565	869	408	1	469
Parma	3,376	2,017	607	283	0	469
Penfield	10,481	6,444	2,430	635	2	970
Perinton	13,447	8,690	2,929	778	1	1,049
Pittsford	7,900	5,142	1,758	371	0	629
Riga	1,485	949	267	109	0	160
Rush	1,448	830	336	86	0	196
Sweden	2,740	1,461	751	181	0	347
Webster	11,954	7,122	2,895	818	1	1,118
Wheatland	1,784	991	443	89	0	261
TOWNS	143,456	82,411	36,165	9,293	8	15,579
GRAND TOTAL:	180,140	94,469	54,244	10,680	13	20,734

FAMILY COURT JUDGE
DETAIL

LEGISLATIVE DISTRICT OR TOWN	ELECTION DISTRICT	TOTAL VOTERS	ANN MARIE TADDEO	ANTHONY LEAVY	ANN MARIE TADDEO	SCATTER	BLANK AND VOID
			REP	DEM	CON		
Leg. Dist. 06							
	1	365	183	101	16	0	65
	2	150	71	50	11	0	18
	3	217	128	43	15	0	31
	4	212	110	61	21	0	20
	5	233	105	74	20	0	34
	6	214	122	60	9	0	23
Leg. Dist. 06		1,391	719	389	92	0	191
Leg. Dist. 07							
	1	322	173	82	20	0	47
	2	248	79	121	8	0	40
	3	174	86	53	12	0	23
Leg. Dist. 07		744	338	256	40	0	110
Leg. Dist. 21							
	1	247	104	105	13	0	25
	2	191	88	78	7	0	18
	3	126	44	63	6	0	13
	4	198	88	71	12	0	27
	5	143	59	62	8	0	14
	6	157	55	74	0	0	28
	7	307	134	124	13	0	36
	8	208	79	106	6	0	17
	9	160	69	64	6	0	21
	10	296	159	109	1	0	27
	11	176	54	92	5	0	25
	12	292	103	132	13	0	44
	13	64	16	40	1	0	7
	14	246	108	95	12	0	31
	15	135	52	58	7	0	18
	16	120	48	55	5	0	12
	17	233	73	128	12	0	20
	18	158	29	101	2	0	26
	19	134	30	83	3	0	18
	20	190	82	82	6	0	20
	21	121	46	61	1	0	13
	22/28	181	36	113	6	0	26
	23	53	14	34	2	0	3
	24	308	138	106	11	0	53
	25	109	18	70	5	0	16
	26	141	17	99	4	0	21
	27	100	21	67	2	0	10
Leg. Dist. 21		4,794	1,764	2,272	169	0	589
Leg. Dist. 22							
	1/25	221	56	119	7	0	39

FAMILY COURT JUDGE
DETAIL

LEGISLATIVE DISTRICT OR TOWN	ELECTION DISTRICT	TOTAL VOTERS	ANN MARIE TADDEO	ANTHONY LEAVY	ANN MARIE TADDEO	SCATTER	BLANK AND VOID
			REP	DEM	CON		
Leg. Dist. 22	2	52	7	38	1	0	6
	3	143	21	79	1	0	42
	4	84	5	61	1	0	17
	5	139	15	93	3	0	28
	6	109	3	81	0	0	25
	7	78	3	60	2	0	13
	8	126	28	79	4	0	15
	9	92	6	67	2	0	17
	10	112	11	78	6	0	17
	11	137	23	92	3	0	19
	12	78	4	56	1	0	17
	13	54	5	40	0	0	9
	14	144	24	92	3	0	25
	15	118	9	84	2	0	23
	16	59	10	39	1	0	9
	17	54	10	34	2	0	8
	18	72	8	50	0	0	14
	19	82	10	61	3	0	8
	20	104	14	76	3	0	11
	21	130	17	92	2	0	19
	22	140	27	91	0	0	22
	23	87	11	63	1	0	12
	24	70	15	37	0	0	18
	26	25	1	20	1	0	3
Leg. Dist. 22		2,510	343	1,682	49	0	436
Leg. Dist. 23	1	145	63	73	2	1	6
	2	182	49	107	6	0	20
	3	130	46	60	9	0	15
	4	214	81	103	8	0	22
	5	193	77	88	7	0	21
	6	130	52	58	4	0	16
	7	186	72	88	6	0	20
	8	169	63	81	7	0	18
	9	112	55	46	3	0	8
	10	152	65	70	3	0	14
	11	214	89	91	7	0	27
	12	274	122	120	3	0	29
	13	268	116	109	15	0	28
	14	140	51	71	4	0	14
	15	93	28	52	4	0	9
	16	147	55	71	6	0	15
	17	247	126	77	15	0	29

FAMILY COURT JUDGE
DETAIL

LEGISLATIVE DISTRICT OR TOWN	ELECTION DISTRICT	TOTAL VOTERS	ANN MARIE TADDEO	ANTHONY LEAVY	ANN MARIE TADDEO	SCATTER	BLANK AND VOID
			REP	DEM	CON		
<u>Leg. Dist. 23</u>							
	18	156	75	59	12	0	10
	19	227	108	72	13	0	34
	20	252	111	111	8	0	22
	21	209	101	79	9	0	20
	22	182	85	74	5	0	18
	23	91	26	48	7	0	10
	24	253	115	102	9	0	27
	25	308	157	113	16	0	22
	26	315	162	107	20	0	26
	27	171	94	44	12	0	21
Leg. Dist. 23		<u>5,160</u>	<u>2,244</u>	<u>2,174</u>	<u>220</u>	<u>1</u>	<u>521</u>
<u>Leg. Dist. 24</u>							
	1	274	86	144	12	0	32
	2	217	85	100	6	0	26
	3	224	88	99	10	0	27
	4	220	81	102	8	0	29
	5	180	83	69	11	0	17
	6	138	73	44	5	0	16
	7	170	85	59	6	0	20
	8	190	85	71	13	0	21
	9	148	63	58	9	0	18
	10	37	18	12	2	0	5
	11	205	66	88	9	0	42
	12	130	44	53	1	0	32
	13	180	59	98	5	0	18
	14	202	73	95	8	0	26
	15	203	70	80	7	0	46
	16	194	74	91	5	0	24
	17	54	20	24	1	0	9
	18	95	45	38	2	0	10
	19	234	86	106	5	0	37
Leg. Dist. 24		<u>3,295</u>	<u>1,284</u>	<u>1,431</u>	<u>125</u>	<u>0</u>	<u>455</u>
<u>Leg. Dist. 25</u>							
	1	307	69	193	12	0	33
	2	163	17	111	1	0	34
	3	274	39	177	6	0	52
	4	64	8	43	0	0	13
	5	142	10	114	1	0	17
	6	189	52	99	7	0	31
	7	191	11	135	4	0	41
	8	241	17	191	1	0	32
	9	138	10	109	2	0	17
	10	210	30	155	4	0	21

FAMILY COURT JUDGE
DETAIL

LEGISLATIVE DISTRICT OR TOWN	ELECTION DISTRICT	TOTAL VOTERS	ANN MARIE TADDEO	ANTHONY LEAVY	ANN MARIE TADDEO	SCATTER	BLANK AND VOID
			REP	DEM	CON		
Leg. Dist. 25	11	156	11	119	1	0	25
	12	210	72	103	13	0	22
	13	171	12	134	2	0	23
	14	236	87	116	6	0	27
	15	154	4	117	0	0	33
	16	83	43	27	3	0	10
	17	121	9	95	0	0	17
	18	10	7	3	0	0	0
	19	217	48	121	7	0	41
	20	195	37	110	7	0	41
	21	96	35	48	3	0	10
Leg. Dist. 25		3,568	628	2,320	80	0	540
Leg. Dist. 26	1	161	61	62	9	0	29
	2	117	37	54	8	0	18
	3	237	110	76	16	0	35
	4	194	104	47	17	0	26
	5	187	96	65	11	1	14
	6/7	204	97	74	13	0	20
	8	204	63	101	10	0	30
	9	226	107	76	18	0	25
	10	163	55	73	14	0	21
	11	243	126	67	14	0	36
	12	344	136	142	22	0	44
	14	172	74	58	13	0	27
	15	208	81	83	12	0	32
	16	186	96	68	3	0	19
	17	3	0	2	0	0	1
Leg. Dist. 26		2,849	1,243	1,048	180	1	377
Leg. Dist. 27	1	233	64	128	9	0	32
	2	227	55	136	7	0	29
	3/24/25	202	60	123	4	0	15
	4	277	87	149	12	0	29
	5	294	53	197	5	0	39
	6	212	60	120	8	0	24
	7	232	57	144	4	0	27
	8	195	45	123	6	0	21
	9	250	43	172	3	0	32
	10	212	59	125	5	0	23
	11	236	73	126	8	0	29
	12	218	44	142	5	0	27
	13	197	29	137	3	0	28

FAMILY COURT JUDGE
DETAIL

LEGISLATIVE DISTRICT OR TOWN	ELECTION DISTRICT	TOTAL VOTERS	ANN MARIE TADDEO	ANTHONY LEAVY	ANN MARIE TADDEO	SCATTER	BLANK AND VOID
			REP	DEM	CON		
Leg. Dist. 27							
	14	167	25	116	4	0	22
	15	204	24	143	7	0	30
	16	254	52	170	4	0	28
	17	104	37	51	3	0	13
	18	130	22	95	4	0	9
	19	218	26	154	13	0	25
	20	157	14	111	3	0	29
	21	120	23	74	6	0	17
	22	138	18	99	4	0	17
	23	139	14	100	0	0	25
	27	121	42	56	2	0	21
	28	182	24	117	7	0	34
	29	120	47	61	4	0	8
Leg. Dist. 27		5,039	1,097	3,169	140	0	633
Leg. Dist. 28							
	1/19	150	46	71	6	0	27
	2	202	72	88	9	0	33
	3	145	30	73	8	0	34
	4	237	86	96	12	0	43
	5	168	73	57	6	1	31
	6	170	65	68	6	0	31
	7	217	90	73	7	0	47
	8	187	52	73	8	1	53
	9	171	80	54	6	0	31
	10	110	46	45	8	0	11
	11	138	60	56	2	0	20
	12	90	25	51	0	0	14
	13	193	63	87	12	0	31
	14	166	49	80	11	0	26
	15	100	46	28	7	0	19
	16	168	75	54	11	0	28
	17	157	60	60	8	0	29
	18	158	51	82	5	0	20
	21	224	97	81	15	1	30
	22	101	32	55	4	0	10
	23	242	92	104	11	0	35
Leg. Dist. 28		3,494	1,290	1,436	162	3	603
Leg. Dist. 29							
	1	54	17	32	0	0	5
	2	38	2	29	0	0	7
	3	122	28	72	4	0	18
	4	196	68	86	4	0	38
	5	264	89	114	10	0	51

FAMILY COURT JUDGE
DETAIL

LEGISLATIVE DISTRICT OR TOWN	ELECTION DISTRICT	TOTAL VOTERS	ANN MARIE TADDEO	ANTHONY LEAVY	ANN MARIE TADDEO	SCATTER	BLANK AND VOID
			REP	DEM	CON		
Leg. Dist. 29	6/7	196	74	87	7	0	28
	8	243	83	117	8	0	35
	9	176	59	78	8	0	31
	10	155	36	83	7	0	29
	11	149	66	61	3	0	19
	12	223	55	112	11	0	45
	13	139	21	88	1	0	29
	14/15/17	164	54	70	11	0	29
	16	64	15	37	1	0	11
	18	179	91	56	9	0	23
	19	127	42	56	3	0	26
	20	205	36	132	3	0	34
	21	197	58	98	12	0	29
	22	128	15	83	3	0	27
	23	204	26	100	4	0	74
	24	216	75	97	12	0	32
	25	213	71	91	5	0	46
	26	188	27	123	4	0	34
Leg. Dist. 29		<u>3,840</u>	<u>1,108</u>	<u>1,902</u>	<u>130</u>	<u>0</u>	<u>700</u>
CITY		36,684	12,058	18,079	1,387	5	5,155
Brighton	1	298	161	111	8	0	18
	2	189	106	60	4	0	19
	3	262	152	77	8	0	25
	4	261	112	121	7	0	21
	5	235	96	114	7	0	18
	6	369	200	123	19	0	27
	7	215	106	80	11	0	18
	8	291	185	79	11	0	16
	9	250	120	99	13	0	18
	10	293	161	104	9	0	19
	11	276	156	89	12	0	19
	12	369	167	156	10	0	36
	13	236	122	86	8	0	20
	14	126	41	60	9	0	16
	15	229	133	58	13	0	25
	16	203	144	44	5	0	10
	17	164	38	97	2	0	27
	18	229	102	95	7	0	25
	19	288	146	118	7	0	17
	20	175	78	68	7	0	22
	21	312	142	138	11	0	21
	22	281	151	99	5	0	26

FAMILY COURT JUDGE
DETAIL

LEGISLATIVE DISTRICT OR TOWN	ELECTION DISTRICT	TOTAL VOTERS	ANN MARIE TADDEO	ANTHONY LEAVY	ANN MARIE TADDEO	SCATTER	BLANK AND VOID
			REP	DEM	CON		
Brighton	23	268	138	111	3	0	16
	24	209	111	63	7	0	28
	25	215	98	100	4	0	13
	26	211	99	82	8	0	22
	27	243	114	106	11	0	12
	28	308	165	116	7	0	20
	29	191	112	56	7	0	16
	30	458	225	176	6	0	51
	31	240	127	86	6	1	20
	32	325	153	132	10	0	30
	33	250	115	112	7	0	16
	34	256	129	84	18	0	25
	35	245	91	125	11	0	18
	36	160	67	71	5	0	17
	37	263	111	122	14	0	16
	38	244	117	95	6	0	26
	39	231	122	78	12	0	19
	40	430	210	177	9	0	34
	41	287	137	126	5	0	19
	42	94	50	30	7	0	7
	43	280	149	92	14	0	25
	44	98	52	34	3	0	9
	45	137	56	60	11	0	10
	46	112	55	46	1	0	10
Brighton		11,306	5,622	4,356	385	1	942
Chili	1	257	156	53	25	0	23
	2	327	184	87	20	0	36
	3	284	160	77	20	0	27
	4	181	92	50	23	0	16
	5	263	153	61	15	0	34
	6	296	172	73	20	0	31
	7	153	79	49	10	0	15
	8	247	157	57	12	0	21
	9	249	144	53	20	0	32
	10	241	121	55	37	0	28
	11	321	184	80	27	1	29
	12	352	192	81	27	0	52
	13	346	215	79	25	0	27
	14	298	149	82	30	0	37
	15	280	171	53	22	0	34
	16	326	174	94	27	0	31
	17	551	317	144	28	0	62

FAMILY COURT JUDGE
DETAIL

LEGISLATIVE DISTRICT OR TOWN	ELECTION DISTRICT	TOTAL VOTERS	ANN MARIE TADDEO	ANTHONY LEAVY	ANN MARIE TADDEO	SCATTER	BLANK AND VOID
			REP	DEM	CON		
Chili							
	18	312	184	67	26	0	35
	19	243	129	71	12	0	31
	20	304	165	87	23	0	29
	21	220	118	58	17	0	27
	22	293	138	105	17	0	33
	23	188	108	43	16	0	21
	24	289	150	90	15	0	34
	25	193	81	71	13	0	28
	26	296	163	71	31	0	31
	27	263	143	71	23	0	26
	28	184	70	76	9	0	29
	29	200	102	54	13	0	31
	30	155	77	43	14	0	21
Chili		8,112	4,448	2,135	617	1	911
Clarkson							
	1	415	231	83	51	0	50
	2	258	129	51	12	0	66
	3	286	170	61	23	0	32
	4	314	189	57	23	0	45
	5	318	189	52	30	0	47
Clarkson		1,591	908	304	139	0	240
East Rochester							
	1	252	137	50	18	0	47
	2	259	149	59	16	0	35
	3	298	167	79	14	0	38
	4	235	131	58	8	0	38
	5	200	106	47	10	0	37
	6	219	120	54	11	0	34
	7	251	136	64	14	0	37
East Rochester		1,714	946	411	91	0	266
Gates							
	1	177	87	44	19	0	27
	2	236	149	53	8	0	26
	3	150	62	66	6	0	16
	4	254	133	67	20	0	34
	5	354	229	77	7	0	41
	6	261	157	56	13	0	35
	7	272	172	60	13	0	27
	8	184	109	42	10	0	23
	9	295	159	69	10	0	57
	10	141	78	40	5	0	18
	11	174	98	41	13	0	22
	12	159	80	54	8	0	17

FAMILY COURT JUDGE
DETAIL

LEGISLATIVE DISTRICT OR TOWN	ELECTION DISTRICT	TOTAL VOTERS	ANN MARIE TADDEO	ANTHONY LEAVY	ANN MARIE TADDEO	SCATTER	BLANK AND VOID	
			REP	DEM	CON			
Gates	13	241	131	62	11	0	37	
	14	216	125	50	5	0	36	
	15	280	166	57	18	0	39	
	16	190	106	47	15	0	22	
	17	196	97	68	11	0	20	
	18	208	121	47	18	0	22	
	19	225	120	57	14	0	34	
	20	217	124	62	9	0	22	
	21	218	133	46	9	0	30	
	22	194	112	31	22	0	29	
	23	228	119	64	24	0	21	
	24	188	106	47	13	0	22	
	25	252	150	53	10	0	39	
	26	246	133	64	23	0	26	
	27	237	114	81	13	0	29	
	28	198	112	60	7	0	19	
	29	222	119	68	13	0	22	
	30	138	61	46	7	0	24	
	31	174	104	32	12	0	26	
	32	263	149	75	19	0	20	
	33	133	74	40	12	0	7	
	34	170	100	45	7	0	18	
	35	148	78	43	5	0	22	
	Gates		7,439	4,167	1,914	429	0	929
	Greece	1	225	119	63	17	0	26
		2	190	135	30	14	0	11
		3	221	127	60	12	0	22
		4	163	89	40	15	0	19
		5	165	93	36	8	0	28
		6	200	103	58	17	0	22
		7	234	142	48	13	0	31
		8	211	131	38	19	0	23
		9	203	112	48	15	0	28
		10	175	99	45	11	0	20
		11	102	49	28	7	0	18
12		165	87	42	20	0	16	
13		235	118	61	18	1	37	
14		175	82	46	13	0	34	
15		164	100	29	10	0	25	
16		134	71	29	11	0	23	
17		221	140	38	16	0	27	
18		243	150	50	19	0	24	

FAMILY COURT JUDGE
DETAIL

LEGISLATIVE DISTRICT OR TOWN	ELECTION DISTRICT	TOTAL VOTERS	ANN MARIE TADDEO	ANTHONY LEAVY	ANN MARIE TADDEO	SCATTER	BLANK AND VOID
			REP	DEM	CON		
Greece	19	172	106	34	9	0	23
	20	187	96	37	22	0	32
	21	252	140	57	22	0	33
	22	196	110	45	10	0	31
	23	273	143	62	22	0	46
	24	322	201	58	25	0	38
	25	202	103	54	12	0	33
	26	191	105	46	16	0	24
	27	265	149	66	22	0	28
	28	219	148	41	17	0	13
	29	217	136	52	12	0	17
	30	201	109	53	13	0	26
	31	227	143	51	12	0	21
	32	234	109	67	23	0	35
	33	251	162	47	22	0	20
	34	230	144	28	33	0	25
	35	201	110	46	22	0	23
	36	270	160	64	19	0	27
	37	169	95	38	16	0	20
	38	247	141	59	20	0	27
	39	113	61	29	14	0	9
	40	214	119	51	14	0	30
	41	226	125	52	17	0	32
	42	195	102	56	10	0	27
	43	272	164	39	30	0	39
	44	250	155	52	19	0	24
	45	186	111	38	11	0	26
	46	139	75	36	9	0	19
	47	243	133	73	16	0	21
	48	181	104	46	8	0	23
	49	197	131	37	11	0	18
	50	223	126	58	20	0	19
	51	164	94	42	11	0	17
	52	266	161	49	24	0	32
	53	153	70	46	18	0	19
	54	188	111	42	18	0	17
	55	205	116	34	28	0	27
	56	278	171	62	14	0	31
	57	212	105	53	19	0	35
	58	227	137	45	16	0	29
	59	146	70	51	12	0	13
	60	209	100	64	16	0	29
	61	226	114	67	13	0	32

FAMILY COURT JUDGE
DETAIL

LEGISLATIVE DISTRICT OR TOWN	ELECTION DISTRICT	TOTAL VOTERS	ANN MARIE TADDEO	ANTHONY LEAVY	ANN MARIE TADDEO	SCATTER	BLANK AND VOID
			REP	DEM	CON		
Greece	62	282	165	63	10	0	44
	63	269	144	68	22	0	35
	64	201	126	37	14	0	24
	65	278	170	57	11	0	40
	66	145	86	27	15	0	17
	67	205	122	50	18	0	15
	68	302	161	62	40	0	39
	69	183	114	40	8	0	21
	70	192	127	35	16	0	14
	71	272	165	52	25	0	30
	72	215	136	30	21	0	28
	73	141	77	39	9	0	16
	74	151	78	40	15	0	18
	75	184	106	40	11	0	27
	76	157	99	32	15	0	11
	77	273	147	60	21	0	45
	78	220	127	51	13	0	29
	79	192	109	45	15	0	23
	80	253	146	41	26	0	40
	81	206	119	42	13	0	32
	82	158	74	48	18	0	18
	83	177	101	42	18	0	16
	84	275	162	69	20	0	24
	85	238	140	46	23	0	29
	86	276	177	50	19	0	30
	87	212	129	35	19	0	29
	88	187	108	43	21	0	15
	89	169	90	38	17	0	24
	90	146	84	28	12	0	22
	91	310	214	46	24	0	26
	92	366	198	97	27	0	44
	93	278	145	85	22	0	26
	94	194	112	42	18	0	22
	95	159	83	32	11	0	33
	96	243	142	44	24	0	33
	97	311	207	58	19	0	27
	98	245	130	62	18	0	35
	99	217	139	36	22	0	20
	100	223	137	45	15	0	26
	101	149	84	38	11	0	16
	102	263	161	58	21	0	23
	103	222	135	45	16	0	26
	104	234	151	49	20	0	14

FAMILY COURT JUDGE
DETAIL

LEGISLATIVE DISTRICT OR TOWN	ELECTION DISTRICT	TOTAL VOTERS	ANN MARIE TADDEO	ANTHONY LEAVY	ANN MARIE TADDEO	SCATTER	BLANK AND VOID
			REP	DEM	CON		
Greece	105	181	118	24	14	0	25
	106	168	96	42	14	0	16
Greece		22,587	13,053	5,029	1,793	1	2,711
Hamlin	1	184	114	38	17	0	15
	2	249	180	36	14	0	19
	3	208	127	39	15	0	27
	4	175	115	25	10	0	25
	5	180	113	26	13	0	28
	6	135	76	28	10	0	21
	7	279	174	52	16	0	37
	8	174	101	38	13	0	22
	9	154	100	27	9	0	18
	10	259	180	35	15	0	29
Hamlin		1,997	1,280	344	132	0	241
Henrietta	1	337	196	84	26	0	31
	2	215	114	59	15	0	27
	3	155	95	42	7	0	11
	4	214	95	79	14	0	26
	5	280	162	68	17	0	33
	6	312	160	84	32	0	36
	7	258	141	80	12	0	25
	8	274	137	78	18	0	41
	9	210	101	70	10	0	29
	10	280	140	70	21	0	49
	11	211	96	70	18	0	27
	12	281	158	86	18	0	19
	13	236	115	82	21	0	18
	14	193	98	59	14	0	22
	15	274	134	70	26	0	44
	16	208	103	68	16	0	21
	17	315	178	87	22	0	28
	18	316	150	106	19	0	41
	19	217	124	60	18	0	15
	20	362	210	78	27	0	47
	21	231	132	66	15	0	18
	22	354	208	88	22	0	36
	23	231	115	69	23	0	24
	24	226	115	84	6	0	21
	25	305	194	66	11	0	34
	26	347	183	86	34	0	44
	27	327	175	89	32	0	31

FAMILY COURT JUDGE
DETAIL

LEGISLATIVE DISTRICT OR TOWN	ELECTION DISTRICT	TOTAL VOTERS	ANN MARIE TADDEO	ANTHONY LEAVY	ANN MARIE TADDEO	SCATTER	BLANK AND VOID
			REP	DEM	CON		
Henrietta	28	305	183	69	23	0	30
	29	241	125	74	13	0	29
	30	362	184	103	31	0	44
	31	168	81	51	14	0	22
	32	283	169	70	19	0	25
	33	215	119	64	13	0	19
	34	181	87	60	9	0	25
Henrietta		8,924	4,777	2,519	636	0	992
Irondequoit	1	329	170	90	20	0	49
	2	235	128	66	10	0	31
	3	314	143	101	24	0	46
	4	255	128	84	15	0	28
	5	247	116	82	16	0	33
	6	325	170	101	20	0	34
	7	401	208	121	20	0	52
	8	308	182	79	19	0	28
	9	304	160	72	15	0	57
	10	291	186	67	11	0	27
	11	192	113	40	13	0	26
	12	222	119	50	20	0	33
	13	276	144	90	12	0	30
	14	261	118	90	18	0	35
	15	350	183	93	29	0	45
	16	338	182	93	20	0	43
	17	217	116	61	13	0	27
	18	299	163	85	19	0	32
	19	266	117	98	16	0	35
	20	272	157	64	21	0	30
	21	251	120	90	20	0	21
	22	284	157	73	17	0	37
	23	270	144	81	14	0	31
	24	303	137	102	30	0	34
	25	252	125	67	18	0	42
	26	209	106	73	6	0	24
	27	170	90	54	13	0	13
	28	227	115	59	18	0	35
	29	199	104	62	8	0	25
	30	247	123	67	22	0	35
	31	284	143	90	25	0	26
	32	299	159	87	19	0	34
	33	205	116	52	15	0	22
	34	358	243	70	19	0	26

FAMILY COURT JUDGE
DETAIL

LEGISLATIVE DISTRICT OR TOWN	ELECTION DISTRICT	TOTAL VOTERS	ANN MARIE TADDEO	ANTHONY LEAVY	ANN MARIE TADDEO	SCATTER	BLANK AND VOID
			REP	DEM	CON		
Irondequoit	35	195	100	54	13	0	28
	36	176	80	57	3	0	36
	37	242	123	77	16	0	26
	38	217	108	63	10	0	36
	39	192	81	61	6	0	44
	40	167	88	48	15	0	16
	41	284	145	83	15	0	41
	42	277	140	84	23	0	30
	43	230	113	67	14	0	36
	44	565	333	155	20	0	57
	45	220	105	76	10	0	29
	46	286	142	89	17	0	38
	47	130	67	36	12	0	15
	48	296	173	72	15	0	36
	49	240	133	68	14	0	25
	50	209	98	73	9	0	29
	51	331	186	90	14	0	41
	52	260	120	89	17	0	34
	53	250	132	64	12	0	42
	54	140	64	37	11	0	28
	55	304	155	82	26	0	41
	56	273	145	89	13	0	26
	57	385	219	94	18	0	54
	58	298	149	80	25	0	44
	59	243	123	66	15	0	39
	60	274	125	92	14	0	43
	61	350	207	71	28	0	44
	62	285	121	112	15	0	37
	63	182	96	54	10	0	22
	64	295	157	70	32	0	36
	65	172	75	63	6	0	28
	66	147	59	58	2	0	28
	67	263	129	78	19	0	37
	68	293	165	81	7	0	40
	69	141	54	56	2	0	29
Irondequoit		18,072	9,395	5,243	1,093	0	2,341
Mendon	1	327	179	77	22	0	49
	2	355	201	83	24	0	47
	3	371	243	65	30	0	33
	4	307	149	77	30	0	51
	5	333	211	66	27	0	29
	6	296	167	72	28	0	29

FAMILY COURT JUDGE
DETAIL

LEGISLATIVE DISTRICT OR TOWN	ELECTION DISTRICT	TOTAL VOTERS	ANN MARIE TADDEO	ANTHONY LEAVY	ANN MARIE TADDEO	SCATTER	BLANK AND VOID
			REP	DEM	CON		
Mendon	7	335	188	79	26	0	42
	8	160	94	35	11	0	20
	9	303	172	71	22	0	38
Mendon		<u>2,787</u>	<u>1,604</u>	<u>625</u>	<u>220</u>	<u>0</u>	<u>338</u>
Ogden	1	258	168	43	20	0	27
	2	248	153	45	23	0	27
	3	273	167	56	20	0	30
	4	212	141	34	21	0	16
	5	240	144	43	18	1	34
	6	231	134	50	18	0	29
	7	125	75	31	9	0	10
	8	196	109	50	20	0	17
	9	263	155	52	24	0	32
	10	211	113	44	28	0	26
	11	199	112	42	21	0	24
	12	193	95	40	27	0	31
	13	223	130	44	25	0	24
	14	139	84	26	22	0	7
	15	264	144	61	24	0	35
	16	135	100	18	8	0	9
	17	187	112	42	11	0	22
	18	225	128	55	26	0	16
	19	219	139	40	20	0	20
	20	271	162	53	23	0	33
Ogden		<u>4,312</u>	<u>2,565</u>	<u>869</u>	<u>408</u>	<u>1</u>	<u>469</u>
Parma	1	256	152	45	19	0	40
	2	284	168	65	20	0	31
	3	173	116	23	12	0	22
	4	259	162	43	17	0	37
	5	185	104	37	20	0	24
	6	127	70	17	18	0	22
	7	226	151	35	13	0	27
	8	232	143	39	23	0	27
	9	240	131	48	22	0	39
	10	258	153	44	23	0	38
	11	232	137	45	29	0	21
	12	237	130	52	16	0	39
	13	246	147	49	13	0	37
	14	206	123	30	22	0	31
	15	215	130	35	16	0	34
Parma		<u>3,376</u>	<u>2,017</u>	<u>607</u>	<u>283</u>	<u>0</u>	<u>469</u>

FAMILY COURT JUDGE
DETAIL

LEGISLATIVE DISTRICT OR TOWN	ELECTION DISTRICT	TOTAL VOTERS	ANN MARIE TADDEO	ANTHONY LEAVY	ANN MARIE TADDEO	SCATTER	BLANK AND VOID
			REP	DEM	CON		
Penfield	1	148	86	33	14	0	15
	2	269	170	59	19	0	21
	3	269	165	56	21	0	27
	4	276	180	47	27	0	22
	5	287	177	70	16	1	23
	6	231	156	36	13	0	26
	7	211	134	40	17	0	20
	8	311	167	96	11	0	37
	9	373	230	95	16	0	32
	10	261	147	67	15	0	32
	11	193	112	44	12	0	25
	12	342	230	75	20	0	17
	13	308	174	83	17	0	34
	14	232	128	62	19	0	23
	15	302	210	58	12	0	22
	16	236	149	53	13	0	21
	17	302	195	55	27	0	25
	18	210	121	58	17	0	14
	19	382	233	97	19	0	33
	20	297	192	64	21	0	20
	21	291	169	67	23	0	32
	22	323	191	74	23	0	35
	23	383	246	86	22	0	29
	24	351	220	76	28	0	27
	25	266	169	60	11	0	26
	26	175	117	26	7	0	25
	27	352	221	75	22	0	34
	28	189	109	54	10	0	16
	29	302	161	87	13	0	41
	30	397	255	86	19	0	37
	31	173	107	44	7	0	15
	32	219	138	55	12	0	14
	33	199	122	51	11	0	15
	34	382	233	81	25	0	43
	35	255	148	69	10	0	28
	36	203	134	44	9	0	16
	37	271	157	69	17	0	28
	38	171	109	38	10	0	14
	39	139	82	40	10	1	6
Penfield		10,481	6,444	2,430	635	2	970
Perinton	1	293	195	52	28	0	18
	2	283	187	61	13	0	22

FAMILY COURT JUDGE
DETAIL

LEGISLATIVE DISTRICT OR TOWN	ELECTION DISTRICT	TOTAL VOTERS	ANN MARIE TADDEO	ANTHONY LEAVY	ANN MARIE TADDEO	SCATTER	BLANK AND VOID
			REP	DEM	CON		
Perinton	3	265	172	59	15	0	19
	4	244	144	69	10	0	21
	5	194	104	57	15	0	18
	6	247	139	64	15	0	29
	7	308	202	67	14	0	25
	8	252	172	56	13	0	11
	9	343	233	52	34	0	24
	10	297	185	68	13	0	31
	11	211	133	57	8	0	13
	12	268	170	59	16	1	22
	13	196	130	39	16	0	11
	14	277	168	64	24	0	21
	15	218	132	50	15	0	21
	16	210	152	32	6	0	20
	17	230	151	62	9	0	8
	18	240	143	56	13	0	28
	19	262	173	55	21	0	13
	20	283	184	64	16	0	19
	21	284	162	74	9	0	39
	22	175	126	25	14	0	10
	23	266	181	50	9	0	26
	24	458	309	84	25	0	40
	25	234	134	55	20	0	25
	26	291	197	59	17	0	18
	27	252	185	35	12	0	20
	28	211	144	43	11	0	13
	29	171	120	32	4	0	15
	30	226	151	46	18	0	11
	31	316	209	60	22	0	25
	32	228	132	63	6	0	27
	33	271	183	49	16	0	23
	34	279	195	57	7	0	20
	35	209	132	48	12	0	17
	36	139	95	27	9	0	8
	37	238	145	61	19	0	13
	38	227	138	67	6	0	16
	39	241	158	46	16	0	21
	40	195	127	43	13	0	12
	41	168	118	27	8	0	15
	42	209	114	67	10	0	18
	43	355	219	79	30	0	27
	44	206	139	49	9	0	9
	45	356	246	70	17	0	23

FAMILY COURT JUDGE
DETAIL

LEGISLATIVE DISTRICT OR TOWN	ELECTION DISTRICT	TOTAL VOTERS	ANN MARIE TADDEO	ANTHONY LEAVY	ANN MARIE TADDEO	SCATTER	BLANK AND VOID
			REP	DEM	CON		
Perinton	46	143	91	24	15	0	13
	47	218	143	47	13	0	15
	48	164	99	37	10	0	18
	49	186	128	32	11	0	15
	50	101	31	59	4	0	7
	51	207	158	29	9	0	11
	52	208	129	52	6	0	21
	53	211	123	58	12	0	18
	54	232	154	45	16	0	17
	55	238	170	44	12	0	12
	56	213	136	43	17	0	17
Perinton		13,447	8,690	2,929	778	1	1,049
Pittsford	1	221	122	58	13	0	28
	2	240	153	57	12	0	18
	3	338	239	64	7	0	28
	4	255	186	42	8	0	19
	5	200	119	55	10	0	16
	6	308	172	96	8	0	32
	7	147	99	32	4	0	12
	8	273	196	49	12	0	16
	9	308	208	62	15	0	23
	10	287	181	60	19	0	27
	11	257	170	44	14	0	29
	12	182	115	43	11	0	13
	13	214	138	60	7	0	9
	14	225	145	48	15	0	17
	15	157	92	36	10	0	19
	16	185	130	31	11	0	13
	17	307	188	83	15	0	21
	18	242	149	64	4	0	25
	19	180	122	39	10	0	9
	20	256	178	53	11	0	14
	21	261	161	67	13	0	20
	22	331	209	78	19	0	25
	23	249	179	40	16	0	14
	24	246	172	43	12	0	19
	25	209	130	57	9	0	13
	26	303	184	76	21	0	22
	27	224	154	45	11	0	14
	28	176	107	48	8	0	13
	29	215	146	39	7	0	23
	30	178	120	42	2	0	14

FAMILY COURT JUDGE
DETAIL

LEGISLATIVE DISTRICT OR TOWN	ELECTION DISTRICT	TOTAL VOTERS	ANN MARIE TADDEO	ANTHONY LEAVY	ANN MARIE TADDEO	SCATTER	BLANK AND VOID
			REP	DEM	CON		
Pittsford							
	31	241	153	62	8	0	18
	32	243	155	48	10	0	30
	33	242	170	37	19	0	16
Pittsford		<u>7,900</u>	<u>5,142</u>	<u>1,758</u>	<u>371</u>	<u>0</u>	<u>629</u>
Riga							
	1	311	201	50	24	0	36
	2	255	168	46	19	0	22
	3	210	146	35	8	0	21
	4	252	162	41	17	0	32
	5	225	139	48	16	0	22
	6	232	133	47	25	0	27
Riga		<u>1,485</u>	<u>949</u>	<u>267</u>	<u>109</u>	<u>0</u>	<u>160</u>
Rush							
	1	357	213	76	11	0	57
	2	299	166	73	22	0	38
	3	410	237	97	30	0	46
	4	382	214	90	23	0	55
Rush		<u>1,448</u>	<u>830</u>	<u>336</u>	<u>86</u>	<u>0</u>	<u>196</u>
Sweden							
	1	252	131	69	21	0	31
	2	149	70	52	8	0	19
	3	341	165	116	15	0	45
	4	306	161	89	23	0	33
	5	95	45	34	6	0	10
	6	257	134	69	26	0	28
	7	338	180	98	22	0	38
	8	189	111	42	15	0	21
	9	185	106	40	10	0	29
	10	327	187	75	19	0	46
	11	90	41	29	3	0	17
	12	211	130	38	13	0	30
Sweden		<u>2,740</u>	<u>1,461</u>	<u>751</u>	<u>181</u>	<u>0</u>	<u>347</u>
Webster							
	1	323	176	88	29	0	30
	2	300	164	91	17	0	28
	3	279	135	93	21	0	30
	4	197	96	62	13	0	26
	5	335	180	88	28	0	39
	6	272	173	53	16	0	30
	7	369	218	97	20	0	34
	8	296	166	76	20	0	34
	9	366	243	75	23	0	25
	10	250	164	51	16	0	19

FAMILY COURT JUDGE
DETAIL

LEGISLATIVE DISTRICT OR TOWN	ELECTION DISTRICT	TOTAL VOTERS	ANN MARIE TADDEO	ANTHONY LEAVY	ANN MARIE TADDEO	SCATTER	BLANK AND VOID	
			REP	DEM	CON			
Webster	11	313	194	72	19	1	27	
	12	438	269	88	36	0	45	
	13	308	184	88	16	0	20	
	14	305	174	81	16	0	34	
	15	207	111	52	19	0	25	
	16	347	198	89	22	0	38	
	17	457	290	97	39	0	31	
	18	268	151	71	16	0	30	
	19	354	228	66	22	0	38	
	20	302	162	74	35	0	31	
	21	385	234	87	26	0	38	
	22	279	167	72	13	0	27	
	23	294	185	73	21	0	15	
	24	353	209	89	20	0	35	
	25	221	128	63	13	0	17	
	26	248	151	43	27	0	27	
	27	233	152	44	18	0	19	
	28	222	135	51	13	0	23	
	29	248	153	58	21	0	16	
	30	186	105	59	10	0	12	
	31	228	132	41	15	0	40	
	32	264	153	64	17	0	30	
	33	343	201	83	34	0	25	
	34	157	110	28	6	0	13	
	35	220	127	58	20	0	15	
	36	285	189	56	28	0	12	
	37	307	180	80	18	0	29	
	38	369	206	113	17	0	33	
	39	273	185	62	9	0	17	
	40	322	198	73	13	0	38	
	41	231	146	46	16	0	23	
	Webster		11,954	7,122	2,895	818	1	1,118
	Wheatland	1	376	209	96	15	0	56
		2	336	183	87	11	0	55
		3	429	214	128	20	0	67
		4	275	153	63	20	0	39
		5	368	232	69	23	0	44
	Wheatland		1,784	991	443	89	0	261
	TOWNS		143,456	82,411	36,165	9,293	8	15,579
	GRAND TOTAL:		180,140	94,469	54,244	10,680	13	20,734

COUNTY CLERK
SUMMARY

LEGISLATIVE DISTRICT OR TOWN	TOTAL VOTERS	MAGGIE BROOKS	EFTIHIA BOURTIS	MAGGIE BROOKS	SCATTER	BLANK AND VOID
		REP	DEM	CON		
Leg. Dist. 06	1,391	880	310	116	0	85
Leg. Dist. 07	744	444	209	46	0	45
Leg. Dist. 21	4,794	2,261	1,977	217	2	337
Leg. Dist. 22	2,510	499	1,551	90	0	370
Leg. Dist. 23	5,160	2,668	1,979	233	1	279
Leg. Dist. 24	3,295	1,630	1,280	136	2	247
Leg. Dist. 25	3,568	864	2,110	137	0	457
Leg. Dist. 26	2,849	1,641	827	207	1	173
Leg. Dist. 27	5,039	1,547	2,820	225	0	447
Leg. Dist. 28	3,494	1,675	1,199	223	0	397
Leg. Dist. 29	3,840	1,568	1,627	201	0	444
CITY	36,684	15,677	15,889	1,831	6	3,281
Brighton	11,306	6,733	3,721	418	1	433
Chili	8,112	5,537	1,561	668	1	345
Clarkson	1,591	1,139	205	166	0	81
East Rochester	1,714	1,144	335	117	0	118
Gates	7,439	4,879	1,561	502	0	497
Greece	22,587	15,552	3,961	1,977	0	1,097
Hamlin	1,997	1,539	210	157	0	91
Henrietta	8,924	5,973	1,800	749	0	402
Irondequoit	18,072	11,727	4,076	1,241	1	1,027
Mendon	2,787	1,897	491	261	0	138
Ogden	4,312	3,112	613	438	1	148
Parma	3,376	2,514	380	341	0	141
Penfield	10,481	7,294	2,103	663	2	419
Perinton	13,447	9,805	2,440	831	0	371
Pittsford	7,900	5,695	1,494	408	0	303
Riga	1,485	1,117	187	122	0	59
Rush	1,448	1,028	246	97	0	77
Sweden	2,740	1,812	556	211	0	161
Webster	11,954	8,394	2,171	895	1	493
Wheatland	1,784	1,196	359	124	0	105
TOWNS	143,456	98,087	28,470	10,386	7	6,506
GRAND TOTAL:	180,140	113,764	44,359	12,217	13	9,787

COUNTY CLERK
DETAIL

LEGISLATIVE DISTRICT OR TOWN	ELECTION DISTRICT	TOTAL VOTERS	MAGGIE BROOKS	EFTIHIA BOURTIS	MAGGIE BROOKS	SCATTER	BLANK AND VOID
			REP	DEM	CON		
Leg. Dist. 06							
	1	365	221	94	22	0	28
	2	150	80	46	14	0	10
	3	217	147	36	21	0	13
	4	212	147	37	23	0	5
	5	233	140	56	25	0	12
	6	214	145	41	11	0	17
Leg. Dist. 06		1,391	880	310	116	0	85
Leg. Dist. 07							
	1	322	207	74	21	0	20
	2	248	128	89	12	0	19
	3	174	109	46	13	0	6
Leg. Dist. 07		744	444	209	46	0	45
Leg. Dist. 21							
	1	247	120	100	15	0	12
	2	191	103	68	8	0	12
	3	126	53	52	8	0	13
	4	198	97	72	11	0	18
	5	143	71	59	6	0	7
	6	157	73	71	1	0	12
	7	307	184	93	15	0	15
	8	208	106	88	7	0	7
	9	160	82	63	5	0	10
	10	296	174	101	7	0	14
	11	176	70	87	6	0	13
	12	292	144	102	22	0	24
	13	64	13	40	3	2	6
	14	246	140	78	10	0	18
	15	135	73	44	9	0	9
	16	120	59	44	7	0	10
	17	233	96	111	13	0	13
	18	158	55	81	6	0	16
	19	134	49	71	5	0	9
	20	190	116	55	8	0	11
	21	121	61	51	2	0	7
	22/28	181	58	93	9	0	21
	23	53	19	31	2	0	1
	24	308	164	106	15	0	23
	25	109	27	66	7	0	9
	26	141	30	89	2	0	20
	27	100	24	61	8	0	7
Leg. Dist. 21		4,794	2,261	1,977	217	2	337
Leg. Dist. 22							
	1/25	221	81	105	10	0	25
	2	52	6	37	2	0	7
	3	143	20	81	4	0	38
	4	84	10	58	5	0	11
	5	139	23	91	3	0	22
	6	109	12	74	4	0	19
	7	78	6	56	1	0	15
	8	126	37	66	6	0	17

COUNTY CLERK
DETAIL

LEGISLATIVE DISTRICT OR TOWN	ELECTION DISTRICT	TOTAL VOTERS	MAGGIE BROOKS	EFTIHIA BOURTIS	MAGGIE BROOKS	SCATTER	BLANK AND VOID
			REP	DEM	CON		
Leg. Dist. 22							
	9	92	14	59	4	0	15
	10	112	15	81	5	0	11
	11	137	37	86	2	0	12
	12	78	12	50	1	0	15
	13	54	4	39	1	0	10
	14	144	28	81	7	0	28
	15	118	17	81	5	0	15
	16	59	15	35	3	0	6
	17	54	13	32	4	0	5
	18	72	11	48	1	0	12
	19	82	16	57	4	0	5
	20	104	23	67	3	0	11
	21	130	21	90	2	0	17
	22	140	40	79	5	0	16
	23	87	14	53	3	0	17
	24	70	18	31	2	0	19
	26	25	6	14	3	0	2
Leg. Dist. 22		2,510	499	1,551	90	0	370
Leg. Dist. 23							
	1	145	71	67	2	1	4
	2	182	77	88	5	0	12
	3	130	56	56	7	0	11
	4	214	118	80	7	0	9
	5	193	92	85	7	0	9
	6	130	64	54	5	0	7
	7	186	87	84	6	0	9
	8	169	68	77	12	0	12
	9	112	60	45	3	0	4
	10	152	67	71	4	0	10
	11	214	102	91	8	0	13
	12	274	141	110	10	0	13
	13	268	158	82	14	0	14
	14	140	67	61	3	0	9
	15	93	40	38	5	0	10
	16	147	76	53	10	0	8
	17	247	151	70	16	0	10
	18	156	96	44	9	0	7
	19	227	148	53	15	0	11
	20	252	111	121	7	0	13
	21	209	113	74	9	0	13
	22	182	91	81	3	0	7
	23	91	32	45	7	0	7
	24	253	136	90	12	0	15
	25	308	167	112	17	0	12
	26	315	175	105	14	0	21
	27	171	104	42	16	0	9
Leg. Dist. 23		5,160	2,668	1,979	233	1	279
Leg. Dist. 24							
	1	274	107	132	15	0	20
	2	217	93	99	6	0	19
	3	224	99	101	7	0	17

COUNTY CLERK
DETAIL

LEGISLATIVE DISTRICT OR TOWN	ELECTION DISTRICT	TOTAL VOTERS	MAGGIE BROOKS	EFTIHIA BOURTIS	MAGGIE BROOKS	SCATTER	BLANK AND VOID
			REP	DEM	CON		
Leg. Dist. 24							
	4	220	112	80	13	0	15
	5	180	105	58	8	1	8
	6	138	82	37	7	1	11
	7	170	109	49	4	0	8
	8	190	101	62	15	0	12
	9	148	82	44	11	0	11
	10	37	22	8	3	0	4
	11	205	92	81	10	0	22
	12	130	68	47	3	0	12
	13	180	82	78	8	0	12
	14	202	91	90	8	0	13
	15	203	101	70	4	0	28
	16	194	93	89	5	0	7
	17	54	29	18	3	0	4
	18	95	53	34	1	0	7
	19	234	109	103	5	0	17
Leg. Dist. 24		3,295	1,630	1,280	136	2	247
Leg. Dist. 25							
	1	307	94	175	14	0	24
	2	163	28	97	6	0	32
	3	274	58	160	11	0	45
	4	64	9	37	2	0	16
	5	142	19	104	6	0	13
	6	189	74	77	10	0	28
	7	191	25	116	7	0	43
	8	241	28	180	5	0	28
	9	138	16	105	1	0	16
	10	210	38	147	3	0	22
	11	156	20	110	5	0	21
	12	210	87	97	13	0	13
	13	171	17	129	6	0	19
	14	236	93	112	12	0	19
	15	154	25	103	6	0	20
	16	83	52	21	3	0	7
	17	121	16	85	1	0	19
	18	10	6	3	0	0	1
	19	217	73	106	9	0	29
	20	195	50	97	12	0	36
	21	96	36	49	5	0	6
Leg. Dist. 25		3,568	864	2,110	137	0	457
Leg. Dist. 26							
	1	161	88	52	7	0	14
	2	117	55	46	10	0	6
	3	237	144	57	22	0	14
	4	194	127	40	18	0	9
	5	187	117	54	7	1	8
	6/7	204	132	51	10	0	11
	8	204	100	79	13	0	12
	9	226	122	66	21	0	17
	10	163	85	50	19	0	9
	11	243	173	39	18	0	13

COUNTY CLERK
DETAIL

LEGISLATIVE DISTRICT OR TOWN	ELECTION DISTRICT	TOTAL VOTERS	MAGGIE BROOKS	EFTIHIA BOURTIS	MAGGIE BROOKS	SCATTER	BLANK AND VOID
			REP	DEM	CON		
Leg. Dist. 26							
	12	344	174	121	19	0	30
	14	172	97	53	14	0	8
	15	208	112	64	19	0	13
	16	186	114	55	8	0	9
	17	3	1	0	2	0	0
Leg. Dist. 26		2,849	1,641	827	207	1	173
Leg. Dist. 27							
	1	233	96	95	16	0	26
	2	227	83	122	8	0	14
	3/24/25	202	62	111	7	0	22
	4	277	103	139	14	0	21
	5	294	85	172	7	0	30
	6	212	85	95	16	0	16
	7	232	79	129	10	0	14
	8	195	63	111	8	0	13
	9	250	69	154	8	0	19
	10	212	77	111	9	0	15
	11	236	95	114	8	0	19
	12	218	69	123	8	0	18
	13	197	49	123	5	0	20
	14	167	46	105	7	0	9
	15	204	43	123	10	0	28
	16	254	74	153	12	0	15
	17	104	37	51	6	0	10
	18	130	29	90	5	0	6
	19	218	47	137	12	0	22
	20	157	27	99	11	0	20
	21	120	29	73	7	0	11
	22	138	33	85	5	0	15
	23	139	31	88	4	0	16
	27	121	50	56	3	0	12
	28	182	33	109	11	0	29
	29	120	53	52	8	0	7
Leg. Dist. 27		5,039	1,547	2,820	225	0	447
Leg. Dist. 28							
	1/19	150	52	67	8	0	23
	2	202	93	75	12	0	22
	3	145	62	52	10	0	21
	4	237	114	81	10	0	32
	5	168	88	50	12	0	18
	6	170	83	55	7	0	25
	7	217	107	73	15	0	22
	8	187	74	62	19	0	32
	9	171	91	51	9	0	20
	10	110	68	29	9	0	4
	11	138	57	55	6	0	20
	12	90	28	48	1	0	13
	13	193	80	70	18	0	25
	14	166	68	64	11	0	23
	15	100	52	26	8	0	14
	16	168	88	51	14	0	15

COUNTY CLERK
DETAIL

LEGISLATIVE DISTRICT OR TOWN	ELECTION DISTRICT	TOTAL VOTERS	MAGGIE BROOKS	EFTIHIA BOURTIS	MAGGIE BROOKS	SCATTER	BLANK AND VOID
			REP	DEM	CON		
Leg. Dist. 28							
	17	157	94	35	11	0	17
	18	158	76	63	7	0	12
	21	224	132	65	16	0	11
	22	101	43	43	5	0	10
	23	242	125	84	15	0	18
Leg. Dist. 28		3,494	1,675	1,199	223	0	397
Leg. Dist. 29							
	1	54	21	28	1	0	4
	2	38	5	24	3	0	6
	3	122	47	56	8	0	11
	4	196	99	62	9	0	26
	5	264	127	99	9	0	29
	6/7	196	103	66	7	0	20
	8	243	110	100	11	0	22
	9	176	91	63	8	0	14
	10	155	50	78	9	0	18
	11	149	81	50	8	0	10
	12	223	81	103	16	0	23
	13	139	25	81	6	0	27
	14/15/17	164	82	53	12	0	17
	16	64	18	34	4	0	8
	18	179	104	48	8	0	19
	19	127	52	55	9	0	11
	20	205	53	114	8	0	30
	21	197	81	78	16	0	22
	22	128	22	84	7	0	15
	23	204	54	90	8	0	52
	24	216	103	81	16	0	16
	25	213	112	71	9	0	21
	26	188	47	109	9	0	23
Leg. Dist. 29		3,840	1,568	1,627	201	0	444
CITY		36,684	15,677	15,889	1,831	6	3,281
Brighton							
	1	298	185	97	8	0	8
	2	189	124	49	4	0	12
	3	262	167	69	10	0	16
	4	261	144	99	5	0	13
	5	235	111	109	9	0	6
	6	369	219	111	20	1	18
	7	215	128	67	13	0	7
	8	291	209	69	8	0	5
	9	250	140	93	11	0	6
	10	293	173	99	11	0	10
	11	276	196	60	13	0	7
	12	369	204	141	9	0	15
	13	236	144	74	8	0	10
	14	126	69	42	9	0	6
	15	229	151	54	17	0	7
	16	203	158	37	5	0	3

COUNTY CLERK
DETAIL

LEGISLATIVE DISTRICT OR TOWN	ELECTION DISTRICT	TOTAL VOTERS	MAGGIE BROOKS	EFTIHIA BOURTIS	MAGGIE BROOKS	SCATTER	BLANK AND VOID
			REP	DEM	CON		
Brighton							
	17	164	54	86	4	0	20
	18	229	127	87	8	0	7
	19	288	181	93	7	0	7
	20	175	98	66	5	0	6
	21	312	174	115	12	0	11
	22	281	186	76	7	0	12
	23	268	152	107	2	0	7
	24	209	143	44	9	0	13
	25	215	109	96	7	0	3
	26	211	117	74	10	0	10
	27	243	132	94	9	0	8
	28	308	188	101	10	0	9
	29	191	123	53	8	0	7
	30	458	277	147	10	0	24
	31	240	150	75	6	0	9
	32	325	183	110	12	0	20
	33	250	161	77	7	0	5
	34	256	162	65	20	0	9
	35	245	127	102	9	0	7
	36	160	89	52	5	0	14
	37	263	135	106	17	0	5
	38	244	141	85	6	0	12
	39	231	137	73	13	0	8
	40	430	259	144	13	0	14
	41	287	165	106	6	0	10
	42	94	69	17	6	0	2
	43	280	167	89	13	0	11
	44	98	62	27	4	0	5
	45	137	77	44	12	0	4
	46	112	66	40	1	0	5
Brighton		11,306	6,733	3,721	418	1	433
Chili							
	1	257	182	39	22	0	14
	2	327	239	52	22	0	14
	3	284	193	60	17	0	14
	4	181	109	42	24	0	6
	5	263	193	50	13	0	7
	6	296	208	59	23	0	6
	7	153	104	34	12	0	3
	8	247	182	40	16	0	9
	9	249	169	43	21	0	16
	10	241	154	39	39	0	9
	11	321	226	53	28	1	13
	12	352	239	64	28	0	21
	13	346	244	69	25	0	8
	14	298	207	44	31	0	16
	15	280	207	36	26	0	11
	16	326	223	68	20	0	15
	17	551	385	103	34	0	29
	18	312	206	59	31	0	16
	19	243	169	54	12	0	8

COUNTY CLERK
DETAIL

LEGISLATIVE DISTRICT OR TOWN	ELECTION DISTRICT	TOTAL VOTERS	MAGGIE BROOKS	EFTIHIA BOURTIS	MAGGIE BROOKS	SCATTER	BLANK AND VOID
			REP	DEM	CON		
Chili							
	20	304	204	65	22	0	13
	21	220	152	36	21	0	11
	22	293	179	76	25	0	13
	23	188	132	34	16	0	6
	24	289	199	55	21	0	14
	25	193	126	47	13	0	7
	26	296	198	52	39	0	7
	27	263	179	51	26	0	7
	28	184	111	53	11	0	9
	29	200	123	47	17	0	13
	30	155	95	37	13	0	10
Chili		8,112	5,537	1,561	668	1	345
Clarkson							
	1	415	279	64	54	0	18
	2	258	180	39	17	0	22
	3	286	205	42	23	0	16
	4	314	243	30	31	0	10
	5	318	232	30	41	0	15
Clarkson		1,591	1,139	205	166	0	81
East Rochester							
	1	252	161	50	23	0	18
	2	259	176	46	18	0	19
	3	298	199	64	18	0	17
	4	235	170	34	15	0	16
	5	200	135	38	10	0	17
	6	219	138	48	18	0	15
	7	251	165	55	15	0	16
East Rochester		1,714	1,144	335	117	0	118
Gates							
	1	177	115	36	19	0	7
	2	236	170	37	11	0	18
	3	150	76	52	11	0	11
	4	254	156	55	25	0	18
	5	354	262	58	15	0	19
	6	261	181	53	14	0	13
	7	272	190	56	16	0	10
	8	184	127	33	15	0	9
	9	295	180	56	14	0	45
	10	141	96	29	6	0	10
	11	174	123	22	19	0	10
	12	159	110	31	10	0	8
	13	241	147	55	16	0	23
	14	216	140	44	10	0	22
	15	280	195	46	15	0	24
	16	190	124	42	16	0	8
	17	196	127	43	13	0	13
	18	208	141	38	17	0	12
	19	225	145	54	18	0	8
	20	217	153	47	8	0	9
	21	218	147	35	13	0	23

COUNTY CLERK
DETAIL

LEGISLATIVE DISTRICT OR TOWN	ELECTION DISTRICT	TOTAL VOTERS	MAGGIE BROOKS	EFTIHIA BOURTIS	MAGGIE BROOKS	SCATTER	BLANK AND VOID
			REP	DEM	CON		
Gates							
	22	194	123	34	23	0	14
	23	228	145	52	22	0	9
	24	188	123	36	19	0	10
	25	252	168	52	13	0	19
	26	246	156	58	19	0	13
	27	237	136	64	21	0	16
	28	198	133	47	8	0	10
	29	222	127	66	16	0	13
	30	138	74	42	7	0	15
	31	174	111	34	13	0	16
	32	263	178	55	15	0	15
	33	133	88	25	12	0	8
	34	170	114	41	9	0	6
	35	148	98	33	4	0	13
Gates		7,439	4,879	1,561	502	0	497
Greece							
	1	225	144	54	15	0	12
	2	190	149	27	12	0	2
	3	221	162	38	17	0	4
	4	163	114	23	20	0	6
	5	165	123	23	12	0	7
	6	200	137	37	20	0	6
	7	234	174	32	15	0	13
	8	211	161	21	21	0	8
	9	203	135	43	17	0	8
	10	175	120	35	12	0	8
	11	102	67	21	8	0	6
	12	165	109	29	17	0	10
	13	235	148	49	22	0	16
	14	175	113	37	14	0	11
	15	164	124	19	14	0	7
	16	134	98	19	9	0	8
	17	221	156	33	17	0	15
	18	243	177	35	21	0	10
	19	172	116	32	14	0	10
	20	187	120	27	26	0	14
	21	252	172	38	27	0	15
	22	196	139	33	12	0	12
	23	273	172	51	25	0	25
	24	322	228	49	25	0	20
	25	202	135	41	13	0	13
	26	191	129	36	15	0	11
	27	265	167	58	27	0	13
	28	219	172	23	16	0	8
	29	217	144	52	16	0	5
	30	201	139	39	12	0	11
	31	227	166	39	13	0	9
	32	234	145	57	27	0	5
	33	251	167	52	21	0	11
	34	230	159	27	33	0	11
	35	201	131	35	26	0	9

COUNTY CLERK
DETAIL

LEGISLATIVE DISTRICT OR TOWN	ELECTION DISTRICT	TOTAL VOTERS	MAGGIE BROOKS	EFTIHIA BOURTIS	MAGGIE BROOKS	SCATTER	BLANK AND VOID
			REP	DEM	CON		
Greece							
	36	270	191	41	23	0	15
	37	169	119	25	22	0	3
	38	247	159	53	24	0	11
	39	113	75	22	13	0	3
	40	214	156	37	13	0	8
	41	226	156	46	16	0	8
	42	195	136	36	11	0	12
	43	272	194	36	34	0	8
	44	250	178	35	25	0	12
	45	186	131	35	10	0	10
	46	139	96	27	10	0	6
	47	243	170	43	20	0	10
	48	181	121	40	11	0	9
	49	197	137	42	10	0	8
	50	223	157	35	22	0	9
	51	164	110	36	12	0	6
	52	266	179	48	30	0	9
	53	153	93	33	18	0	9
	54	188	121	35	22	0	10
	55	205	140	25	31	0	9
	56	278	189	53	22	0	14
	57	212	132	46	22	0	12
	58	227	159	47	13	0	8
	59	146	89	42	10	0	5
	60	209	127	52	21	0	9
	61	226	142	50	17	0	17
	62	282	197	53	17	0	15
	63	269	183	57	19	0	10
	64	201	147	29	11	0	14
	65	278	195	55	11	0	17
	66	145	100	21	17	0	7
	67	205	127	48	20	0	10
	68	302	199	51	31	0	21
	69	183	131	36	6	0	10
	70	192	139	26	20	0	7
	71	272	194	37	29	0	12
	72	215	160	22	24	0	9
	73	141	93	32	8	0	8
	74	151	108	21	16	0	6
	75	184	135	30	9	0	10
	76	157	114	27	12	0	4
	77	273	181	49	25	0	18
	78	220	155	43	15	0	7
	79	192	132	33	19	0	8
	80	253	181	23	34	0	15
	81	206	148	34	16	0	8
	82	158	96	40	17	0	5
	83	177	121	35	13	0	8
	84	275	201	43	20	0	11
	85	238	164	31	28	0	15
	86	276	203	40	19	0	14
	87	212	149	29	19	0	15

COUNTY CLERK
DETAIL

LEGISLATIVE DISTRICT OR TOWN	ELECTION DISTRICT	TOTAL VOTERS	MAGGIE BROOKS	EFTIHIA BOURTIS	MAGGIE BROOKS	SCATTER	BLANK AND VOID
			REP	DEM	CON		
Greece							
	88	187	124	39	22	0	2
	89	169	114	24	22	0	9
	90	146	102	21	13	0	10
	91	310	239	33	27	0	11
	92	366	239	76	32	0	19
	93	278	171	65	26	0	16
	94	194	126	41	17	0	10
	95	159	108	27	13	0	11
	96	243	169	27	27	0	20
	97	311	232	49	19	0	11
	98	245	157	52	21	0	15
	99	217	157	31	23	0	6
	100	223	151	32	21	0	19
	101	149	103	28	13	0	5
	102	263	191	40	21	0	11
	103	222	150	39	20	0	13
	104	234	156	49	21	0	8
	105	181	132	23	13	0	13
	106	168	109	36	18	0	5
Greece		22,587	15,552	3,961	1,977	0	1,097
Hamlin							
	1	184	129	26	21	0	8
	2	249	196	24	19	0	10
	3	208	168	20	16	0	4
	4	175	133	14	13	0	15
	5	180	129	18	15	0	18
	6	135	99	17	10	0	9
	7	279	205	40	20	0	14
	8	174	136	21	13	0	4
	9	154	121	15	12	0	6
	10	259	223	15	18	0	3
Hamlin		1,997	1,539	210	157	0	91
Henrietta							
	1	337	235	60	28	0	14
	2	215	154	34	18	0	9
	3	155	111	32	7	0	5
	4	214	137	50	14	0	13
	5	280	197	50	25	0	8
	6	312	196	66	38	0	12
	7	258	170	56	19	0	13
	8	274	178	63	17	0	16
	9	210	125	49	18	0	18
	10	280	187	49	27	0	17
	11	211	127	51	21	0	12
	12	281	188	65	19	0	9
	13	236	150	59	23	0	4
	14	193	132	37	18	0	6
	15	274	169	53	32	0	20
	16	208	135	43	15	0	15
	17	315	211	71	24	0	9
	18	316	201	65	27	0	23

COUNTY CLERK
DETAIL

LEGISLATIVE DISTRICT OR TOWN	ELECTION DISTRICT	TOTAL VOTERS	MAGGIE BROOKS	EFTIHIA BOURTIS	MAGGIE BROOKS	SCATTER	BLANK AND VOID
			REP	DEM	CON		
Henrietta	19	217	152	32	26	0	7
	20	362	266	51	26	0	19
	21	231	161	47	16	0	7
	22	354	248	70	21	0	15
	23	231	140	52	24	0	15
	24	226	156	52	8	0	10
	25	305	230	48	17	0	10
	26	347	238	57	41	0	11
	27	327	224	58	34	0	11
	28	305	216	52	24	0	13
	29	241	150	63	15	0	13
	30	362	233	77	42	0	10
	31	168	108	40	15	0	5
	32	283	186	63	25	0	9
	33	215	143	46	12	0	14
	34	181	119	39	13	0	10
Henrietta		8,924	5,973	1,800	749	0	402
Irondequoit	1	329	215	73	25	0	16
	2	235	151	58	11	0	15
	3	314	206	64	26	0	18
	4	255	175	53	17	0	10
	5	247	148	72	11	0	16
	6	325	216	72	26	0	11
	7	401	270	88	23	0	20
	8	308	214	57	23	0	14
	9	304	208	56	16	0	24
	10	291	224	44	15	0	8
	11	192	136	32	10	0	14
	12	222	145	38	21	0	18
	13	276	185	65	13	0	13
	14	261	177	52	20	0	12
	15	350	244	62	31	0	13
	16	338	225	74	25	0	14
	17	217	149	38	16	0	14
	18	299	200	64	23	0	12
	19	266	164	67	20	0	15
	20	272	192	48	25	0	7
	21	251	147	79	16	0	9
	22	284	197	52	20	0	15
	23	270	174	61	18	0	17
	24	303	173	86	30	0	14
	25	252	151	58	22	0	21
	26	209	134	52	8	0	15
	27	170	117	32	13	0	8
	28	227	146	46	20	0	15
	29	199	146	34	7	0	12
	30	247	168	40	23	0	16
	31	284	178	73	23	0	10
	32	299	199	67	21	0	12
	33	205	139	41	14	0	11

COUNTY CLERK
DETAIL

LEGISLATIVE DISTRICT OR TOWN	ELECTION DISTRICT	TOTAL VOTERS	MAGGIE BROOKS	EFTIHIA BOURTIS	MAGGIE BROOKS	SCATTER	BLANK AND VOID
			REP	DEM	CON		
Irondequoit							
	34	358	247	70	21	0	20
	35	195	134	39	11	0	11
	36	176	104	53	7	0	12
	37	242	155	61	11	0	15
	38	217	134	56	9	0	18
	39	192	104	55	11	0	22
	40	167	112	36	14	0	5
	41	284	165	79	14	0	26
	42	277	185	58	20	0	14
	43	230	142	57	20	0	11
	44	565	385	124	26	0	30
	45	220	144	51	13	0	12
	46	286	182	62	21	0	21
	47	130	85	26	14	0	5
	48	296	209	60	14	0	13
	49	240	141	61	25	0	13
	50	209	108	69	13	0	19
	51	331	219	76	21	0	15
	52	260	146	74	19	0	21
	53	250	150	56	19	0	25
	54	140	85	32	11	0	12
	55	304	195	69	24	0	16
	56	273	176	72	14	0	11
	57	385	258	83	27	0	17
	58	298	189	59	31	0	19
	59	243	155	49	22	0	17
	60	274	184	64	16	1	9
	61	350	238	70	23	0	19
	62	285	179	73	24	0	9
	63	182	123	36	14	0	9
	64	295	182	72	31	0	10
	65	172	88	53	8	0	23
	66	147	82	46	4	0	15
	67	263	161	64	20	0	18
	68	293	191	67	13	0	22
	69	141	77	46	4	0	14
Irondequoit		18,072	11,727	4,076	1,241	1	1,027
Mendon							
	1	327	233	56	23	0	15
	2	355	231	68	31	0	25
	3	371	269	59	36	0	7
	4	307	196	62	30	0	19
	5	333	233	50	33	0	17
	6	296	188	66	30	0	12
	7	335	233	48	38	0	16
	8	160	105	28	13	0	14
	9	303	209	54	27	0	13
Mendon		2,787	1,897	491	261	0	138
Ogden							
	1	258	195	34	22	0	7
	2	248	182	35	27	0	4

COUNTY CLERK
DETAIL

LEGISLATIVE DISTRICT OR TOWN	ELECTION DISTRICT	TOTAL VOTERS	MAGGIE BROOKS	EFTIHIA BOURTIS	MAGGIE BROOKS	SCATTER	BLANK AND VOID
			REP	DEM	CON		
Ogden	3	273	209	30	23	0	11
	4	212	169	19	22	0	2
	5	240	178	31	21	1	9
	6	231	154	46	21	0	10
	7	125	89	21	8	0	7
	8	196	130	36	23	0	7
	9	263	189	35	26	0	13
	10	211	139	35	32	0	5
	11	199	146	28	22	0	3
	12	193	129	23	29	0	12
	13	223	148	41	27	0	7
	14	139	96	19	21	0	3
	15	264	186	38	28	0	12
	16	135	112	10	8	0	5
	17	187	136	31	12	0	8
	18	225	150	41	23	0	11
	19	219	171	25	19	0	4
	20	271	204	35	24	0	8
Ogden		4,312	3,112	613	438	1	148
Parma	1	256	185	34	23	0	14
	2	284	213	34	29	0	8
	3	173	142	10	13	0	8
	4	259	209	21	21	0	8
	5	185	136	21	22	0	6
	6	127	81	18	22	0	6
	7	226	177	23	16	0	10
	8	232	171	29	24	0	8
	9	240	167	32	32	0	9
	10	258	204	17	25	0	12
	11	232	163	31	29	0	9
	12	237	168	35	20	0	14
	13	246	183	37	18	0	8
	14	206	152	18	24	0	12
	15	215	163	20	23	0	9
Parma		3,376	2,514	380	341	0	141
Penfield	1	148	97	30	15	0	6
	2	269	187	52	19	0	11
	3	269	193	41	23	0	12
	4	276	193	44	29	0	10
	5	287	192	66	17	0	12
	6	231	174	39	12	0	6
	7	211	150	37	17	0	7
	8	311	199	81	16	0	15
	9	373	241	104	17	0	11
	10	261	163	61	20	0	17
	11	193	146	27	12	0	8
	12	342	252	64	18	0	8
	13	308	201	67	19	0	21
	14	232	163	35	22	0	12

COUNTY CLERK
DETAIL

LEGISLATIVE DISTRICT OR TOWN	ELECTION DISTRICT	TOTAL VOTERS	MAGGIE BROOKS	EFTIHIA BOURTIS	MAGGIE BROOKS	SCATTER	BLANK AND VOID
			REP	DEM	CON		
Penfield	15	302	230	49	13	0	10
	16	236	167	47	15	0	7
	17	302	212	55	28	0	7
	18	210	140	49	17	0	4
	19	382	272	82	18	0	10
	20	297	214	57	19	0	7
	21	291	202	56	23	0	10
	22	323	209	78	22	0	14
	23	383	269	78	21	0	15
	24	351	256	63	22	0	10
	25	266	189	52	11	0	14
	26	175	134	27	8	0	6
	27	352	256	58	20	1	17
	28	189	123	46	14	0	6
	29	302	198	65	18	0	21
	30	397	291	63	22	0	21
	31	173	117	40	8	0	8
	32	219	162	42	8	0	7
	33	199	134	44	14	0	7
	34	382	247	91	22	0	22
	35	255	178	51	15	0	11
	36	203	132	51	12	0	8
	37	271	191	50	17	0	13
	38	171	127	32	8	0	4
	39	139	93	29	12	1	4
Penfield		10,481	7,294	2,103	663	2	419
Perinton	1	293	217	42	31	0	3
	2	283	206	54	15	0	8
	3	265	191	56	13	0	5
	4	244	163	63	11	0	7
	5	194	122	43	18	0	11
	6	247	165	58	13	0	11
	7	308	225	62	15	0	6
	8	252	189	47	12	0	4
	9	343	245	57	35	0	6
	10	297	210	57	16	0	14
	11	211	147	50	10	0	4
	12	268	189	59	16	0	4
	13	196	153	24	17	0	2
	14	277	196	52	24	0	5
	15	218	153	44	15	0	6
	16	210	172	31	4	0	3
	17	230	171	46	12	0	1
	18	240	167	48	18	0	7
	19	262	193	43	19	0	7
	20	283	205	50	20	0	8
	21	284	208	49	14	0	13
	22	175	132	24	12	0	7
	23	266	210	39	12	0	5
	24	458	329	82	28	0	19

COUNTY CLERK
DETAIL

LEGISLATIVE DISTRICT OR TOWN	ELECTION DISTRICT	TOTAL VOTERS	MAGGIE BROOKS	EFTIHIA BOURTIS	MAGGIE BROOKS	SCATTER	BLANK AND VOID
			REP	DEM	CON		
Perinton	25	234	160	41	20	0	13
	26	291	206	55	19	0	11
	27	252	207	31	11	0	3
	28	211	159	35	13	0	4
	29	171	137	18	10	0	6
	30	226	170	32	23	0	1
	31	316	227	61	18	0	10
	32	228	158	57	6	0	7
	33	271	205	44	14	0	8
	34	279	206	54	12	0	7
	35	209	150	37	17	0	5
	36	139	100	27	10	0	2
	37	238	174	34	25	0	5
	38	227	163	46	8	0	10
	39	241	179	38	18	0	6
	40	195	141	39	15	0	0
	41	168	141	17	6	0	4
	42	209	144	41	13	0	11
	43	355	250	63	29	0	13
	44	206	144	49	7	0	6
	45	356	285	43	18	0	10
	46	143	98	26	13	0	6
	47	218	166	34	13	0	5
	48	164	117	31	12	0	4
	49	186	141	30	8	0	7
	50	101	43	49	4	0	5
	51	207	174	20	10	0	3
	52	208	142	45	8	0	13
	53	211	135	63	10	0	3
	54	232	173	41	11	0	7
	55	238	185	32	15	0	6
	56	213	167	27	15	0	4
Perinton		13,447	9,805	2,440	831	0	371
Pittsford	1	221	148	50	13	0	10
	2	240	169	47	11	0	13
	3	338	253	59	10	0	16
	4	255	199	36	11	0	9
	5	200	135	42	14	0	9
	6	308	214	68	10	0	16
	7	147	115	24	4	0	4
	8	273	208	44	12	0	9
	9	308	223	61	15	0	9
	10	287	208	49	19	0	11
	11	257	195	39	15	0	8
	12	182	122	42	13	0	5
	13	214	154	49	8	0	3
	14	225	150	47	16	0	12
	15	157	97	38	14	0	8
	16	185	139	28	12	0	6
	17	307	207	75	14	0	11

COUNTY CLERK
DETAIL

LEGISLATIVE DISTRICT OR TOWN	ELECTION DISTRICT	TOTAL VOTERS	MAGGIE BROOKS	EFTIHIA BOURTIS	MAGGIE BROOKS	SCATTER	BLANK AND VOID
			REP	DEM	CON		
Pittsford							
	18	242	176	52	5	0	9
	19	180	143	24	9	0	4
	20	256	177	61	12	0	6
	21	261	178	55	15	0	13
	22	331	236	60	23	0	12
	23	249	187	34	16	0	12
	24	246	188	38	9	0	11
	25	209	147	45	9	0	8
	26	303	213	53	25	0	12
	27	224	167	43	10	0	4
	28	176	113	46	9	0	8
	29	215	168	29	9	0	9
	30	178	137	34	2	0	5
	31	241	175	43	13	0	10
	32	243	169	52	11	0	11
	33	242	185	27	20	0	10
Pittsford		7,900	5,695	1,494	408	0	303
Riga							
	1	311	225	47	26	0	13
	2	255	200	25	22	0	8
	3	210	167	28	9	0	6
	4	252	190	25	20	0	17
	5	225	170	25	23	0	7
	6	232	165	37	22	0	8
Riga		1,485	1,117	187	122	0	59
Rush							
	1	357	259	58	18	0	22
	2	299	214	44	25	0	16
	3	410	288	72	28	0	22
	4	382	267	72	26	0	17
Rush		1,448	1,028	246	97	0	77
Sweden							
	1	252	173	47	19	0	13
	2	149	86	43	12	0	8
	3	341	209	78	21	0	33
	4	306	202	70	20	0	14
	5	95	56	27	7	0	5
	6	257	169	50	30	0	8
	7	338	213	78	28	0	19
	8	189	136	29	17	0	7
	9	185	126	29	14	0	16
	10	327	229	57	25	0	16
	11	90	53	21	5	0	11
	12	211	160	27	13	0	11
Sweden		2,740	1,812	556	211	0	161
Webster							
	1	323	210	63	32	0	18
	2	300	205	61	19	0	15
	3	279	178	67	23	0	11
	4	197	130	42	15	0	10

COUNTY CLERK
DETAIL

LEGISLATIVE DISTRICT OR TOWN	ELECTION DISTRICT	TOTAL VOTERS	MAGGIE BROOKS	EFTIHIA BOURTIS	MAGGIE BROOKS	SCATTER	BLANK AND VOID
			REP	DEM	CON		
Webster							
	5	335	225	67	28	0	15
	6	272	195	41	19	0	17
	7	369	246	81	25	0	17
	8	296	208	53	22	0	13
	9	366	267	60	24	0	15
	10	250	191	39	15	0	5
	11	313	222	53	26	0	12
	12	438	309	65	38	0	26
	13	308	209	80	13	0	6
	14	305	218	52	18	0	17
	15	207	136	39	21	0	11
	16	347	236	76	25	0	10
	17	457	326	82	38	0	11
	18	268	182	54	13	0	19
	19	354	257	52	25	0	20
	20	302	207	52	36	0	7
	21	385	269	74	28	1	13
	22	279	205	53	14	0	7
	23	294	211	54	22	0	7
	24	353	250	68	25	0	10
	25	221	154	46	11	0	10
	26	248	177	29	30	0	12
	27	233	180	26	19	0	8
	28	222	164	36	14	0	8
	29	248	172	42	23	0	11
	30	186	118	44	15	0	9
	31	228	161	35	13	0	19
	32	264	188	41	20	0	15
	33	343	244	52	38	0	9
	34	157	118	27	8	0	4
	35	220	158	31	22	0	9
	36	285	214	36	29	0	6
	37	307	218	57	20	0	12
	38	369	243	89	22	0	15
	39	273	207	44	16	0	6
	40	322	226	66	11	0	19
	41	231	160	42	20	0	9
Webster		11,954	8,394	2,171	895	1	493
Wheatland							
	1	376	245	81	21	0	29
	2	336	233	66	19	0	18
	3	429	274	103	29	0	23
	4	275	181	52	25	0	17
	5	368	263	57	30	0	18
Wheatland		1,784	1,196	359	124	0	105
TOWNS		143,456	98,087	28,470	10,386	7	6,506
GRAND TOTAL:		180,140	113,764	44,359	12,217	13	9,787

SHERIFF
SUMMARY

LEGISLATIVE DISTRICT OR TOWN	TOTAL VOTERS	PATRICK	VINCENT	THOMAS	VINCENT	JAMES	SCATTER	BLANK AND VOID
		M. O'FLYNN REP	F. FAGGIANO DEM	H. VASILE IND	F. FAGGIANO CON	CALDWELL GRE		
Leg. Dist. 06	1,391	793	452	25	62	20	0	39
Leg. Dist. 07	744	418	267	11	24	7	0	17
Leg. Dist. 21	4,794	1,962	2,287	110	114	117	0	204
Leg. Dist. 22	2,510	438	1,616	52	37	35	0	332
Leg. Dist. 23	5,160	2,512	2,092	95	123	187	1	150
Leg. Dist. 24	3,295	1,529	1,360	86	59	142	1	118
Leg. Dist. 25	3,568	811	2,152	85	51	124	0	345
Leg. Dist. 26	2,849	1,478	1,091	37	89	30	1	123
Leg. Dist. 27	5,039	1,332	3,083	90	91	105	0	338
Leg. Dist. 28	3,494	1,457	1,565	72	106	42	0	252
Leg. Dist. 29	3,840	1,398	1,924	82	70	62	0	304
CITY	36,684	14,128	17,889	745	826	871	3	2,222
Brighton	11,306	6,439	4,088	150	210	176	1	242
Chili	8,112	5,065	2,346	157	318	42	0	184
Clarkson	1,591	1,040	394	13	84	13	0	47
East Rochester	1,714	1,001	536	52	56	12	0	57
Gates	7,439	4,168	2,593	151	313	40	0	174
Greece	22,587	14,383	6,471	298	971	110	1	353
Hamlin	1,997	1,368	438	26	102	14	0	49
Henrietta	8,924	5,135	3,032	125	384	54	0	194
Irondequoit	18,072	10,990	5,568	247	608	105	1	553
Mendon	2,787	1,824	715	31	120	21	1	75
Ogden	4,312	2,854	1,068	73	239	20	0	58
Parma	3,376	2,329	776	48	159	10	0	54
Penfield	10,481	6,940	2,771	201	316	66	1	186
Perinton	13,447	9,338	3,303	152	401	80	0	173
Pittsford	7,900	5,559	1,909	82	181	59	0	110
Riga	1,485	1,011	351	19	76	9	0	19
Rush	1,448	886	407	21	65	20	0	49
Sweden	2,740	1,675	808	35	114	34	0	74
Webster	11,954	7,861	3,156	228	405	71	1	232
Wheatland	1,784	1,115	506	25	74	8	0	56
TOWNS	143,456	90,981	41,236	2,134	5,196	964	6	2,939
GRAND TOTAL:	180,140	105,109	59,125	2,879	6,022	1,835	9	5,161

SHERIFF
DETAIL

LEGISLATIVE DISTRICT OR TOWN	ELECTION DISTRICT	TOTAL VOTERS	PATRICK	VINCENT	THOMAS	VINCENT	JAMES	SCATTER	BLANK AND VOID
			M. O'FLYNN REP	F. FAGGIANO DEM	H. VASILE IND	F. FAGGIANO CON	CALDWELL GRE		
Leg. Dist. 06									
	1	365	212	118	10	11	3	0	11
	2	150	64	61	6	9	3	0	7
	3	217	135	59	1	12	4	0	6
	4	212	124	69	1	14	2	0	2
	5	233	133	81	5	11	1	0	2
	6	214	125	64	2	5	7	0	11
Leg. Dist. 06		1,391	793	452	25	62	20	0	39
Leg. Dist. 07									
	1	322	196	103	3	13	3	0	4
	2	248	111	115	7	6	1	0	8
	3	174	111	49	1	5	3	0	5
Leg. Dist. 07		744	418	267	11	24	7	0	17
Leg. Dist. 21									
	1	247	109	110	5	5	11	0	7
	2	191	94	79	2	8	3	0	5
	3	126	44	70	0	4	2	0	6
	4	198	81	94	5	8	2	0	8
	5	143	63	67	5	2	3	0	3
	6	157	65	74	5	0	5	0	8
	7	307	137	134	5	12	7	0	12
	8	208	84	100	7	4	7	0	6
	9	160	73	68	6	3	5	0	5
	10	296	176	108	3	2	4	0	3
	11	176	53	98	4	4	4	0	13
	12	292	140	114	4	9	8	0	17
	13	64	11	38	2	0	10	0	3
	14	246	120	98	11	6	3	0	8
	15	135	68	54	1	5	1	0	6
	16	120	48	51	7	5	4	0	5
	17	233	71	132	7	10	5	0	8
	18	158	41	92	2	2	2	0	19
	19	134	38	83	6	1	1	0	5
	20	190	93	74	4	10	3	0	6
	21	121	49	59	6	1	3	0	3
	22/28	181	53	106	2	0	8	0	12
	23	53	20	30	1	0	0	0	2
	24	308	156	122	5	8	6	0	11
	25	109	26	69	2	3	2	0	7
	26	141	28	93	2	2	6	0	10
	27	100	21	70	1	0	2	0	6
Leg. Dist. 21		4,794	1,962	2,287	110	114	117	0	204
Leg. Dist. 22									
	1/25	221	61	127	6	4	4	0	19
	2	52	10	33	2	1	0	0	6

SHERIFF
DETAIL

LEGISLATIVE DISTRICT OR TOWN	ELECTION DISTRICT	TOTAL VOTERS	PATRICK	VINCENT	THOMAS	VINCENT	JAMES	BLANK AND VOID	
			M. O'FLYNN REP	F. FAGGIANO DEM	H. VASILE IND	F. FAGGIANO CON	CALDWELL GRE		SCATTER
Leg. Dist. 22									
	3	143	24	84	0	2	0	0	33
	4	84	9	58	2	0	0	0	15
	5	139	19	95	3	2	3	0	17
	6	109	10	77	1	0	1	0	20
	7	78	5	58	0	0	0	0	15
	8	126	18	84	2	2	3	0	17
	9	92	12	60	3	3	0	0	14
	10	112	15	82	0	2	5	0	8
	11	137	36	79	4	2	1	0	15
	12	78	8	51	6	1	1	0	11
	13	54	3	40	1	0	0	0	10
	14	144	32	81	4	1	2	0	24
	15	118	13	88	1	3	1	0	12
	16	59	13	35	1	2	1	0	7
	17	54	12	34	1	1	1	0	5
	18	72	6	52	2	0	1	0	11
	19	82	12	57	0	1	5	0	7
	20	104	20	69	1	3	1	0	10
	21	130	20	90	1	1	0	0	18
	22	140	35	83	6	1	1	0	14
	23	87	17	52	4	1	2	0	11
	24	70	21	32	1	3	1	0	12
	26	25	7	15	0	1	1	0	1
Leg. Dist. 22		2,510	438	1,616	52	37	35	0	332
Leg. Dist. 23									
	1	145	72	63	2	1	6	1	0
	2	182	64	87	1	3	16	0	11
	3	130	59	46	2	4	14	0	5
	4	214	95	102	2	4	5	0	6
	5	193	86	75	5	2	15	0	10
	6	130	54	59	2	6	7	0	2
	7	186	70	90	7	3	9	0	7
	8	169	78	71	7	2	7	0	4
	9	112	54	50	0	1	3	0	4
	10	152	54	82	1	1	8	0	6
	11	214	109	87	3	2	6	0	7
	12	274	131	123	2	5	6	0	7
	13	268	135	101	9	10	4	0	9
	14	140	54	67	4	3	11	0	1
	15	93	33	43	0	3	9	0	5
	16	147	73	60	4	4	6	0	0
	17	247	154	78	2	7	4	0	2
	18	156	95	47	1	5	3	0	5
	19	227	120	83	3	13	3	0	5

SHERIFF
DETAIL

LEGISLATIVE DISTRICT OR TOWN	ELECTION DISTRICT	TOTAL VOTERS	PATRICK	VINCENT	THOMAS	VINCENT	JAMES	SCATTER	BLANK
			M. O'FLYNN REP	F. FAGGIANO DEM	H. VASILE IND	F. FAGGIANO CON	CALDWELL GRE		AND VOID
Leg. Dist. 23									
	20	252	117	109	6	4	8	0	8
	21	209	113	76	6	6	5	0	3
	22	182	95	70	4	0	7	0	6
	23	91	26	44	4	6	6	0	5
	24	253	136	91	6	6	5	0	9
	25	308	159	125	3	9	6	0	6
	26	315	174	112	6	7	5	0	11
	27	171	102	51	3	6	3	0	6
		5,160	2,512	2,092	95	123	187	1	150
Leg. Dist. 23									
Leg. Dist. 24									
	1	274	122	124	2	4	10	0	12
	2	217	93	95	9	3	11	1	5
	3	224	90	109	6	1	11	0	7
	4	220	86	101	5	3	13	0	12
	5	180	92	68	7	5	6	0	2
	6	138	90	42	1	1	3	0	1
	7	170	99	50	8	3	3	0	7
	8	190	98	69	3	3	11	0	6
	9	148	72	58	2	5	7	0	4
	10	37	26	9	0	0	0	0	2
	11	205	114	71	2	5	2	0	11
	12	130	71	50	0	1	1	0	7
	13	180	80	77	3	5	10	0	5
	14	202	80	87	7	6	18	0	4
	15	203	82	89	11	3	7	0	11
	16	194	82	85	8	2	10	0	7
	17	54	20	23	4	2	3	0	2
	18	95	45	43	2	2	0	0	3
	19	234	87	110	6	5	16	0	10
		3,295	1,529	1,360	86	59	142	1	118
Leg. Dist. 24									
Leg. Dist. 25									
	1	307	93	168	9	5	11	0	21
	2	163	23	105	1	3	6	0	25
	3	274	51	175	5	2	4	0	37
	4	64	5	36	3	0	5	0	15
	5	142	17	112	0	0	2	0	11
	6	189	62	94	5	5	12	0	11
	7	191	26	119	3	4	4	0	35
	8	241	25	182	3	2	2	0	27
	9	138	9	115	0	0	0	0	14
	10	210	37	143	6	0	7	0	17
	11	156	16	111	4	3	5	0	17
	12	210	95	80	8	4	19	0	4
	13	171	17	128	5	2	2	0	17

SHERIFF
DETAIL

LEGISLATIVE DISTRICT OR TOWN	ELECTION DISTRICT	TOTAL VOTERS	PATRICK	VINCENT	THOMAS	VINCENT	JAMES	SCATTER	BLANK AND VOID
			M. O'FLYNN REP	F. FAGGIANO DEM	H. VASILE IND	F. FAGGIANO CON	CALDWELL GRE		
Leg. Dist. 25									
	14	236	90	110	7	7	12	0	10
	15	154	20	107	1	0	3	0	23
	16	83	45	24	1	3	9	0	1
	17	121	13	88	3	0	3	0	14
	18	10	5	4	0	0	0	0	1
	19	217	71	105	10	4	11	0	16
	20	195	52	103	7	5	4	0	24
	21	96	39	43	4	2	3	0	5
		<u>3,568</u>	<u>811</u>	<u>2,152</u>	<u>85</u>	<u>51</u>	<u>124</u>	<u>0</u>	<u>345</u>
Leg. Dist. 25									
Leg. Dist. 26									
	1	161	82	61	1	3	4	0	10
	2	117	53	56	3	2	1	0	2
	3	237	128	78	0	13	3	0	15
	4	194	125	48	3	9	1	0	8
	5	187	100	73	3	3	1	1	6
	6/7	204	114	83	0	1	0	0	6
	8	204	98	88	3	4	3	0	8
	9	226	125	80	5	7	2	0	7
	10	163	81	61	5	7	3	0	6
	11	243	161	68	2	8	0	0	4
	12	344	149	161	2	7	6	0	19
	14	172	85	65	2	7	0	0	13
	15	208	82	91	6	10	5	0	14
	16	186	94	78	2	6	1	0	5
	17	3	1	0	0	2	0	0	0
		<u>2,849</u>	<u>1,478</u>	<u>1,091</u>	<u>37</u>	<u>89</u>	<u>30</u>	<u>1</u>	<u>123</u>
Leg. Dist. 26									
Leg. Dist. 27									
	1	233	90	122	5	2	2	0	12
	2	227	70	126	6	4	9	0	12
	3/24/25	202	59	119	4	3	5	0	12
	4	277	87	157	7	4	11	0	11
	5	294	69	196	1	3	8	0	17
	6	212	67	113	2	9	4	0	17
	7	232	66	139	9	3	3	0	12
	8	195	58	116	2	5	2	0	12
	9	250	75	145	2	5	8	0	15
	10	212	78	120	2	2	0	0	10
	11	236	80	130	6	3	3	0	14
	12	218	48	143	6	3	5	0	13
	13	197	38	137	3	4	1	0	14
	14	167	35	111	3	7	3	0	8
	15	204	40	133	4	1	4	0	22
	16	254	57	163	3	3	8	0	20
	17	104	36	59	2	1	1	0	5

SHERIFF
DETAIL

LEGISLATIVE DISTRICT OR TOWN	ELECTION DISTRICT	TOTAL VOTERS	PATRICK	VINCENT	THOMAS	VINCENT	JAMES	SCATTER	BLANK AND VOID
			M. O'FLYNN REP	F. FAGGIANO DEM	H. VASILE IND	F. FAGGIANO CON	CALDWELL GRE		
Leg. Dist. 27									
	18	130	23	95	2	1	5	0	4
	19	218	37	143	3	7	5	0	23
	20	157	20	110	5	4	1	0	17
	21	120	25	81	1	3	2	0	8
	22	138	26	97	2	2	0	0	11
	23	139	28	90	1	0	7	0	13
	27	121	45	59	1	2	1	0	13
	28	182	24	121	8	6	4	0	19
	29	120	51	58	0	4	3	0	4
		<u>5,039</u>	<u>1,332</u>	<u>3,083</u>	<u>90</u>	<u>91</u>	<u>105</u>	<u>0</u>	<u>338</u>
Leg. Dist. 27									
Leg. Dist. 28									
	1/19	150	58	72	2	5	0	0	13
	2	202	82	97	4	6	1	0	12
	3	145	51	70	1	4	2	0	17
	4	237	98	108	6	4	3	0	18
	5	168	74	77	4	6	1	0	6
	6	170	62	85	6	3	1	0	13
	7	217	97	91	6	7	1	0	15
	8	187	58	83	6	8	5	0	27
	9	171	82	64	3	8	2	0	12
	10	110	64	34	3	3	2	0	4
	11	138	54	64	3	3	6	0	8
	12	90	29	50	0	2	0	0	9
	13	193	79	85	2	7	1	0	19
	14	166	57	87	5	5	3	0	9
	15	100	44	35	1	7	1	0	12
	16	168	69	73	4	8	0	0	14
	17	157	73	57	3	6	3	0	15
	18	158	66	84	0	1	1	0	6
	21	224	113	94	2	7	4	0	4
	22	101	35	50	5	1	3	0	7
	23	242	112	105	6	5	2	0	12
		<u>3,494</u>	<u>1,457</u>	<u>1,565</u>	<u>72</u>	<u>106</u>	<u>42</u>	<u>0</u>	<u>252</u>
Leg. Dist. 28									
Leg. Dist. 29									
	1	54	18	31	0	1	2	0	2
	2	38	4	27	1	0	1	0	5
	3	122	49	60	0	0	4	0	9
	4	196	87	94	2	1	2	0	10
	5	264	122	108	5	3	2	0	24
	6/7	196	86	91	7	4	1	0	7
	8	243	98	118	6	1	5	0	15
	9	176	84	78	6	2	2	0	4
	10	155	42	90	1	2	3	0	17
	11	149	69	66	3	4	0	0	7

SHERIFF
DETAIL

LEGISLATIVE DISTRICT OR TOWN	ELECTION DISTRICT	TOTAL VOTERS	PATRICK	VINCENT	THOMAS	VINCENT	JAMES	BLANK AND VOID	
			M. O'FLYNN REP	F. FAGGIANO DEM	H. VASILE IND	F. FAGGIANO CON	CALDWELL GRE		SCATTER
Leg. Dist. 29									
	12	223	72	120	7	5	2	0	17
	13	139	25	82	3	3	1	0	25
	14/15/17	164	70	72	5	5	4	0	8
	16	64	17	31	3	3	4	0	6
	18	179	92	68	4	5	7	0	3
	19	127	53	65	2	0	1	0	6
	20	205	51	117	6	0	11	0	20
	21	197	67	100	3	10	2	0	15
	22	128	15	90	4	0	2	0	17
	23	204	60	99	2	5	0	0	38
	24	216	84	99	7	10	2	0	14
	25	213	92	97	2	4	2	0	16
	26	188	41	121	3	2	2	0	19
Leg. Dist. 29		3,840	1,398	1,924	82	70	62	0	304
CITY		36,684	14,128	17,889	745	826	871	3	2,222
Brighton									
	1	298	166	106	4	5	7	0	10
	2	189	111	62	3	5	5	0	3
	3	262	174	66	6	5	8	0	3
	4	261	133	112	3	3	5	0	5
	5	235	109	105	2	5	7	0	7
	6	369	234	111	1	7	8	0	8
	7	215	127	72	1	4	9	0	2
	8	291	207	74	3	2	2	0	3
	9	250	152	77	3	5	6	0	7
	10	293	175	97	2	9	4	0	6
	11	276	175	80	3	8	8	0	2
	12	369	197	151	1	4	5	0	11
	13	236	141	78	3	3	4	0	7
	14	126	56	54	1	6	6	0	3
	15	229	140	66	5	10	4	0	4
	16	203	164	32	0	2	2	0	3
	17	164	55	92	0	3	1	0	13
	18	229	129	84	5	1	4	0	6
	19	288	172	100	3	5	4	0	4
	20	175	87	72	3	4	2	0	7
	21	312	152	131	9	9	5	0	6
	22	281	169	101	1	3	0	0	7
	23	268	147	101	3	4	6	0	7
	24	209	137	58	6	3	2	0	3
	25	215	96	105	3	3	7	0	1
	26	211	120	76	4	5	3	0	3
	27	243	122	107	2	5	4	0	3

SHERIFF
DETAIL

LEGISLATIVE DISTRICT OR TOWN	ELECTION DISTRICT	TOTAL VOTERS	PATRICK M. O'FLYNN REP	VINCENT F. FAGGIANO DEM	THOMAS H. VASILE IND	VINCENT F. FAGGIANO CON	JAMES CALDWELL GRE	SCATTER	BLANK AND VOID
Brighton	28	308	178	113	2	4	5	0	6
	29	191	120	59	4	0	1	0	7
	30	458	259	161	8	3	6	0	21
	31	240	152	74	4	3	2	0	5
	32	325	183	117	7	6	4	0	8
	33	250	140	99	1	3	2	0	5
	34	256	159	73	10	12	2	0	0
	35	245	131	98	3	6	3	0	4
	36	160	85	61	1	4	6	0	3
	37	263	133	108	4	7	7	0	4
	38	244	138	94	0	1	1	0	10
	39	231	130	88	4	4	2	0	3
	40	430	228	181	5	7	1	0	8
	41	287	144	131	4	5	0	0	3
	42	94	58	29	2	3	1	0	1
	43	280	159	100	3	8	2	0	8
	44	98	62	32	2	1	1	0	0
	45	137	76	52	3	3	1	1	1
	46	112	57	48	3	2	1	0	1
Brighton		11,306	6,439	4,088	150	210	176	1	242
Chili	1	257	165	69	2	16	2	0	3
	2	327	207	93	7	8	1	0	11
	3	284	184	73	5	11	4	0	7
	4	181	101	53	8	14	1	0	4
	5	263	178	70	3	6	2	0	4
	6	296	184	93	8	7	0	0	4
	7	153	112	33	0	5	0	0	3
	8	247	174	56	5	4	3	0	5
	9	249	159	68	5	7	2	0	8
	10	241	150	58	3	22	1	0	7
	11	321	205	89	2	14	1	0	10
	12	352	223	101	5	15	0	0	8
	13	346	222	97	5	16	0	0	6
	14	298	183	88	2	14	1	0	10
	15	280	178	87	4	9	0	0	2
	16	326	210	89	7	9	2	0	9
	17	551	354	142	29	13	2	0	11
	18	312	172	95	10	20	3	0	12
	19	243	155	73	2	9	1	0	3
	20	304	184	93	7	8	6	0	6
	21	220	143	54	2	8	2	0	11
	22	293	164	97	6	15	4	0	7
	23	188	120	53	1	9	0	0	5

SHERIFF
DETAIL

LEGISLATIVE DISTRICT OR TOWN	ELECTION DISTRICT	TOTAL VOTERS	PATRICK M. O'FLYNN REP	VINCENT F. FAGGIANO DEM	THOMAS H. VASILE IND	VINCENT F. FAGGIANO CON	JAMES CALDWELL GRE	SCATTER	BLANK AND VOID
Chili	24	289	178	92	7	6	0	0	6
	25	193	104	70	7	7	3	0	2
	26	296	186	94	3	11	0	0	2
	27	263	163	84	2	11	0	0	3
	28	184	104	67	2	4	1	0	6
	29	200	119	65	3	7	0	0	6
	30	155	84	50	5	13	0	0	3
Chili		8,112	5,065	2,346	157	318	42	0	184
Clarkson	1	415	252	121	7	25	6	0	4
	2	258	169	60	0	7	4	0	18
	3	286	190	77	3	9	0	0	7
	4	314	216	72	1	15	1	0	9
	5	318	213	64	2	28	2	0	9
Clarkson		1,591	1,040	394	13	84	13	0	47
East Rochester	1	252	152	73	5	7	1	0	14
	2	259	152	76	12	10	2	0	7
	3	298	171	98	9	8	1	0	11
	4	235	139	70	7	10	2	0	7
	5	200	125	54	5	8	2	0	6
	6	219	129	74	6	5	1	0	4
	7	251	133	91	8	8	3	0	8
East Rochester		1,714	1,001	536	52	56	12	0	57
Gates	1	177	113	44	2	13	2	0	3
	2	236	135	84	2	4	1	0	10
	3	150	63	73	5	6	3	0	0
	4	254	144	93	6	7	2	0	2
	5	354	236	93	3	9	1	0	12
	6	261	155	79	5	11	2	0	9
	7	272	157	91	5	9	2	0	8
	8	184	99	67	3	10	1	0	4
	9	295	162	101	11	8	2	0	11
	10	141	77	57	1	2	2	0	2
	11	174	107	50	2	11	0	0	4
	12	159	99	42	4	9	1	0	4
	13	241	129	91	4	9	2	0	6
	14	216	116	92	3	3	0	0	2
	15	280	149	99	6	15	0	0	11
	16	190	112	61	2	11	0	0	4
	17	196	98	77	3	12	1	0	5
	18	208	103	74	9	19	0	0	3
	19	225	129	75	5	11	1	0	4

SHERIFF
DETAIL

LEGISLATIVE DISTRICT OR TOWN	ELECTION DISTRICT	TOTAL VOTERS	PATRICK M. O'FLYNN REP	VINCENT F. FAGGIANO DEM	THOMAS H. VASILE IND	VINCENT F. FAGGIANO CON	JAMES CALDWELL GRE	SCATTER	BLANK AND VOID
Gates									
	20	217	128	66	12	5	1	0	5
	21	218	108	89	7	6	2	0	6
	22	194	124	52	3	11	0	0	4
	23	228	135	64	4	13	2	0	10
	24	188	104	64	2	14	1	0	3
	25	252	159	80	1	9	0	0	3
	26	246	132	90	7	12	1	0	4
	27	237	114	98	8	10	1	0	6
	28	198	105	81	2	6	1	0	3
	29	222	121	82	1	10	2	0	6
	30	138	57	63	4	8	3	0	3
	31	174	83	75	5	8	1	0	2
	32	263	144	100	5	8	0	0	6
	33	133	82	40	3	5	0	0	3
	34	170	99	57	5	6	1	0	2
	35	148	90	49	1	3	1	0	4
		<u>7,439</u>	<u>4,168</u>	<u>2,593</u>	<u>151</u>	<u>313</u>	<u>40</u>	<u>0</u>	<u>174</u>
Gates									
Greece									
	1	225	148	61	2	7	1	0	6
	2	190	142	35	4	7	2	0	0
	3	221	169	44	2	2	1	0	3
	4	163	105	48	0	6	1	0	3
	5	165	122	34	3	3	1	0	2
	6	200	126	53	7	9	0	0	5
	7	234	151	69	1	9	1	0	3
	8	211	151	45	1	9	0	0	5
	9	203	127	59	5	4	3	0	5
	10	175	109	54	2	9	0	0	1
	11	102	53	38	1	3	2	0	5
	12	165	111	42	3	7	1	0	1
	13	235	147	72	7	6	0	0	3
	14	175	104	56	3	6	1	0	5
	15	164	107	37	6	9	1	0	4
	16	134	88	38	2	5	1	0	0
	17	221	146	63	3	7	0	0	2
	18	243	171	59	2	9	1	0	1
	19	172	108	53	0	6	2	0	3
	20	187	124	45	2	12	3	0	1
	21	252	156	66	2	15	4	0	9
	22	196	126	49	8	10	0	0	3
	23	273	160	85	6	10	1	0	11
	24	322	198	104	0	19	0	0	1
	25	202	115	70	2	8	4	0	3
	26	191	123	54	4	5	3	0	2

SHERIFF
DETAIL

LEGISLATIVE DISTRICT OR TOWN	ELECTION DISTRICT	TOTAL VOTERS	PATRICK	VINCENT	THOMAS	VINCENT	JAMES	BLANK AND VOID	
			M. O'FLYNN REP	F. FAGGIANO DEM	H. VASILE IND	F. FAGGIANO CON	CALDWELL GRE		SCATTER
Greece									
	27	265	159	81	3	14	1	0	7
	28	219	135	72	2	7	1	0	2
	29	217	134	72	3	7	1	0	0
	30	201	130	57	1	8	1	0	4
	31	227	150	66	1	5	1	0	4
	32	234	138	79	3	9	2	0	3
	33	251	148	85	4	13	0	0	1
	34	230	150	52	6	18	1	0	3
	35	201	133	55	1	9	1	0	2
	36	270	167	85	0	12	0	0	6
	37	169	100	55	4	6	0	0	4
	38	247	159	67	8	10	1	0	2
	39	113	67	38	1	6	0	0	1
	40	214	136	61	0	10	2	0	5
	41	226	140	67	4	7	0	0	8
	42	195	119	64	2	7	0	0	3
	43	272	188	62	4	12	3	0	3
	44	250	154	76	3	14	3	0	0
	45	186	103	68	2	9	1	0	3
	46	139	90	39	1	5	0	0	4
	47	243	163	70	2	5	0	0	3
	48	181	122	42	5	5	0	0	7
	49	197	137	49	0	5	1	0	5
	50	223	148	62	1	9	0	0	3
	51	164	118	36	0	7	1	0	2
	52	266	154	85	2	23	0	0	2
	53	153	85	48	1	14	4	0	1
	54	188	120	51	3	9	1	0	4
	55	205	134	57	3	6	0	0	5
	56	278	185	73	4	10	1	0	5
	57	212	113	82	4	11	0	0	2
	58	227	143	65	3	8	3	0	5
	59	146	74	60	0	6	2	1	3
	60	209	120	68	5	11	1	0	4
	61	226	123	88	1	9	0	0	5
	62	282	170	99	4	4	1	0	4
	63	269	171	70	7	10	5	0	6
	64	201	127	58	3	8	1	0	4
	65	278	193	69	3	7	0	0	6
	66	145	88	45	2	9	1	0	0
	67	205	137	55	5	6	1	0	1
	68	302	195	75	4	21	1	0	6
	69	183	116	60	2	2	1	0	2
	70	192	128	49	1	12	1	0	1

SHERIFF
DETAIL

LEGISLATIVE DISTRICT OR TOWN	ELECTION DISTRICT	TOTAL VOTERS	PATRICK	VINCENT	THOMAS	VINCENT	JAMES	BLANK AND VOID	
			M. O'FLYNN REP	F. FAGGIANO DEM	H. VASILE IND	F. FAGGIANO CON	CALDWELL GRE		SCATTER
Greece									
	71	272	186	65	2	15	1	0	3
	72	215	148	48	6	10	0	0	3
	73	141	85	40	3	9	2	0	2
	74	151	88	45	3	10	3	0	2
	75	184	125	47	3	5	4	0	0
	76	157	111	37	1	7	1	0	0
	77	273	172	72	6	15	1	0	7
	78	220	147	61	3	5	1	0	3
	79	192	112	64	1	12	1	0	2
	80	253	161	68	2	13	0	0	9
	81	206	133	61	1	4	1	0	6
	82	158	95	52	4	5	1	0	1
	83	177	116	48	3	6	1	0	3
	84	275	173	91	1	7	1	0	2
	85	238	175	42	4	12	1	0	4
	86	276	202	61	2	7	0	0	4
	87	212	136	58	3	7	0	0	8
	88	187	123	50	1	11	2	0	0
	89	169	99	55	4	9	0	0	2
	90	146	83	47	1	12	1	0	2
	91	310	220	70	0	17	1	0	2
	92	366	219	111	16	14	1	0	5
	93	278	152	101	5	15	0	0	5
	94	194	122	56	4	9	0	0	3
	95	159	106	43	1	6	1	0	2
	96	243	149	78	1	12	0	0	3
	97	311	197	94	2	14	1	0	3
	98	245	159	65	2	12	1	0	6
	99	217	150	45	1	14	2	0	5
	100	223	138	64	3	15	0	0	3
	101	149	90	47	2	8	0	0	2
	102	263	162	80	1	15	1	0	4
	103	222	141	72	4	3	0	0	2
	104	234	149	70	3	10	0	0	2
	105	181	108	57	1	12	0	0	3
	106	168	100	56	2	7	1	0	2
		<u>22,587</u>	<u>14,383</u>	<u>6,471</u>	<u>298</u>	<u>971</u>	<u>110</u>	<u>1</u>	<u>353</u>
Greece Hamlin									
	1	184	110	60	0	13	0	0	1
	2	249	174	54	4	11	0	0	6
	3	208	150	38	3	12	2	0	3
	4	175	120	33	1	12	0	0	9
	5	180	126	29	5	11	3	0	6
	6	135	87	37	5	2	0	0	4

SHERIFF
DETAIL

LEGISLATIVE DISTRICT OR TOWN	ELECTION DISTRICT	TOTAL VOTERS	PATRICK	VINCENT	THOMAS	VINCENT	JAMES	SCATTER	BLANK
			M. O'FLYNN REP	F. FAGGIANO DEM	H. VASILE IND	F. FAGGIANO CON	CALDWELL GRE		AND VOID
Hamlin	7	279	200	58	0	12	3	0	6
	8	174	113	43	3	9	2	0	4
	9	154	109	32	0	6	0	0	7
	10	259	179	54	5	14	4	0	3
Hamlin		1,997	1,368	438	26	102	14	0	49
Henrietta	1	337	198	110	5	18	0	0	6
	2	215	140	63	3	4	1	0	4
	3	155	99	46	3	3	1	0	3
	4	214	112	83	3	9	2	0	5
	5	280	168	87	5	9	1	0	10
	6	312	184	99	3	21	0	0	5
	7	258	151	90	1	6	4	0	6
	8	274	153	96	5	6	1	0	13
	9	210	122	70	5	5	2	0	6
	10	280	164	96	5	14	0	0	1
	11	211	132	64	2	9	0	0	4
	12	281	163	93	2	12	6	0	5
	13	236	110	106	4	11	1	0	4
	14	193	100	77	3	7	0	0	6
	15	274	148	95	7	14	0	0	10
	16	208	115	73	6	9	1	0	4
	17	315	180	113	4	12	0	0	6
	18	316	171	116	3	17	1	0	8
	19	217	122	74	4	15	0	0	2
	20	362	224	108	4	14	2	0	10
	21	231	148	65	5	9	2	0	2
	22	354	207	129	2	10	2	0	4
	23	231	120	86	3	12	4	0	6
	24	226	127	89	1	6	0	0	3
	25	305	192	88	4	9	3	0	9
	26	347	200	117	3	20	0	0	7
	27	327	189	111	3	21	1	0	2
	28	305	164	106	4	20	0	0	11
	29	241	131	82	4	12	7	0	5
	30	362	203	121	8	16	5	0	9
	31	168	94	61	2	5	1	0	5
	32	283	180	81	5	10	4	0	3
	33	215	124	73	2	10	2	0	4
	34	181	100	64	2	9	0	0	6
Henrietta		8,924	5,135	3,032	125	384	54	0	194
Irondequoit	1	329	199	103	0	13	1	0	13
	2	235	147	71	5	7	0	0	5

SHERIFF
DETAIL

LEGISLATIVE DISTRICT OR TOWN	ELECTION DISTRICT	TOTAL VOTERS	PATRICK	VINCENT	THOMAS	VINCENT	JAMES	BLANK AND VOID	
			M. O'FLYNN REP	F. FAGGIANO DEM	H. VASILE IND	F. FAGGIANO CON	CALDWELL GRE		SCATTER
Irondequoit	3	314	192	87	11	14	2	0	8
	4	255	164	69	2	14	0	0	6
	5	247	136	98	2	7	1	0	3
	6	325	211	91	7	7	3	0	6
	7	401	267	104	3	9	2	0	16
	8	308	210	68	5	15	4	0	6
	9	304	171	115	1	4	0	0	13
	10	291	199	73	3	11	0	0	5
	11	192	129	48	5	4	0	0	6
	12	222	155	45	5	11	3	0	3
	13	276	142	105	5	11	1	0	12
	14	261	178	70	3	3	2	0	5
	15	350	228	81	6	18	4	0	13
	16	338	212	98	3	11	0	0	14
	17	217	141	54	4	9	3	0	6
	18	299	182	90	8	12	0	0	7
	19	266	140	105	3	9	3	0	6
	20	272	195	60	3	9	0	0	5
	21	251	144	86	2	11	2	0	6
	22	284	175	76	4	7	5	0	17
	23	270	168	87	2	8	0	0	5
	24	303	190	89	1	14	2	0	7
	25	252	146	80	4	9	2	0	11
	26	209	107	92	2	4	1	0	3
	27	170	104	52	0	11	1	0	2
	28	227	132	73	3	10	1	0	8
	29	199	137	50	3	4	1	0	4
	30	247	161	63	5	10	3	0	5
	31	284	188	80	3	3	3	0	7
	32	299	187	92	2	13	1	0	4
	33	205	132	58	3	9	1	0	2
	34	358	219	114	6	13	0	0	6
	35	195	126	60	2	3	0	0	4
	36	176	93	65	3	4	2	1	8
	37	242	107	112	3	9	1	0	10
	38	217	122	81	2	5	0	0	7
	39	192	108	63	2	5	1	0	13
	40	167	112	42	6	4	1	0	2
	41	284	158	102	4	6	1	0	13
	42	277	198	60	1	10	1	0	7
	43	230	157	59	6	6	0	0	2
	44	565	357	164	10	15	4	0	15
	45	220	136	66	2	5	2	0	9
	46	286	167	89	1	16	2	0	11

SHERIFF
DETAIL

LEGISLATIVE DISTRICT OR TOWN	ELECTION DISTRICT	TOTAL VOTERS	PATRICK	VINCENT	THOMAS	VINCENT	JAMES	SCATTER	BLANK AND VOID
			M. O'FLYNN REP	F. FAGGIANO DEM	H. VASILE IND	F. FAGGIANO CON	CALDWELL GRE		
Irondequoit									
	47	130	84	35	2	5	1	0	3
	48	296	190	78	9	10	1	0	8
	49	240	146	66	3	10	2	0	13
	50	209	97	92	3	6	1	0	10
	51	331	198	94	5	16	6	0	12
	52	260	126	110	7	7	3	0	7
	53	250	143	87	3	9	0	0	8
	54	140	77	45	2	6	3	0	7
	55	304	179	95	3	12	1	0	14
	56	273	171	86	4	3	4	0	5
	57	385	245	115	5	9	1	0	10
	58	298	180	88	4	9	2	0	15
	59	243	165	60	1	10	0	0	7
	60	274	162	92	3	9	2	0	6
	61	350	211	114	3	10	4	0	8
	62	285	176	77	4	18	0	0	10
	63	182	118	44	3	6	0	0	11
	64	295	177	84	4	15	3	0	12
	65	172	80	73	2	6	2	0	9
	66	147	64	70	2	2	0	0	9
	67	263	152	88	4	11	0	0	8
	68	293	158	119	0	6	2	0	8
	69	141	62	66	5	1	0	0	7
		18,072	10,990	5,568	247	608	105	1	553
Irondequoit									
Mendon									
	1	327	219	86	7	11	0	0	4
	2	355	219	95	3	13	3	0	22
	3	371	270	75	3	10	3	0	10
	4	307	191	79	7	19	2	0	9
	5	333	216	93	1	14	3	0	6
	6	296	189	74	1	17	6	0	9
	7	335	218	85	4	19	2	0	7
	8	160	95	51	3	7	0	0	4
	9	303	207	77	2	10	2	1	4
		2,787	1,824	715	31	120	21	1	75
Mendon									
Ogden									
	1	258	187	52	2	12	1	0	4
	2	248	167	64	4	9	0	0	4
	3	273	187	60	8	14	2	0	2
	4	212	140	51	4	15	0	0	2
	5	240	164	56	4	10	2	0	4
	6	231	142	59	11	11	2	0	6
	7	125	78	37	2	6	0	0	2
	8	196	136	48	1	9	0	0	2

SHERIFF
DETAIL

LEGISLATIVE DISTRICT OR TOWN	ELECTION DISTRICT	TOTAL VOTERS	PATRICK	VINCENT	THOMAS	VINCENT	JAMES	BLANK AND VOID	
			M. O'FLYNN REP	F. FAGGIANO DEM	H. VASILE IND	F. FAGGIANO CON	CALDWELL GRE		SCATTER
Ogden									
	9	263	180	60	4	16	1	0	2
	10	211	123	62	0	22	1	0	3
	11	199	138	42	3	10	3	0	3
	12	193	114	61	4	13	0	0	1
	13	223	126	78	3	11	0	0	5
	14	139	94	31	3	11	0	0	0
	15	264	167	71	4	16	3	0	3
	16	135	109	19	1	3	2	0	1
	17	187	117	55	1	8	1	0	5
	18	225	135	64	6	15	2	0	3
	19	219	160	45	1	9	0	0	4
	20	271	190	53	7	19	0	0	2
		<u>4,312</u>	<u>2,854</u>	<u>1,068</u>	<u>73</u>	<u>239</u>	<u>20</u>	<u>0</u>	<u>58</u>
Ogden									
Parma									
	1	256	178	61	2	11	0	0	4
	2	284	189	69	2	16	1	0	7
	3	173	123	36	3	7	2	0	2
	4	259	196	50	2	9	0	0	2
	5	185	132	35	5	9	0	0	4
	6	127	85	26	4	9	0	0	3
	7	226	157	54	3	7	0	0	5
	8	232	146	74	0	11	1	0	0
	9	240	152	63	5	15	0	0	5
	10	258	181	49	6	15	1	0	6
	11	232	144	70	1	13	2	0	2
	12	237	165	56	5	7	0	0	4
	13	246	184	46	4	7	1	0	4
	14	206	146	42	2	12	1	0	3
	15	215	151	45	4	11	1	0	3
		<u>3,376</u>	<u>2,329</u>	<u>776</u>	<u>48</u>	<u>159</u>	<u>10</u>	<u>0</u>	<u>54</u>
Parma									
Penfield									
	1	148	100	37	3	5	0	0	3
	2	269	193	58	7	7	0	0	4
	3	269	191	56	3	13	1	0	5
	4	276	197	56	5	13	2	0	3
	5	287	178	79	7	8	6	0	9
	6	231	163	51	7	8	1	0	1
	7	211	140	54	4	5	0	0	8
	8	311	185	104	6	8	3	0	5
	9	373	248	102	2	7	3	0	11
	10	261	166	72	2	7	3	0	11
	11	193	136	49	2	3	0	0	3
	12	342	243	76	7	7	4	0	5
	13	308	182	94	10	11	1	0	10

SHERIFF
DETAIL

LEGISLATIVE DISTRICT OR TOWN	ELECTION DISTRICT	TOTAL VOTERS	PATRICK	VINCENT	THOMAS	VINCENT	JAMES	BLANK AND VOID	
			M. O'FLYNN REP	F. FAGGIANO DEM	H. VASILE IND	F. FAGGIANO CON	CALDWELL GRE		SCATTER
Penfield									
	14	232	159	52	5	9	4	0	3
	15	302	224	64	1	8	1	0	4
	16	236	162	56	4	4	5	0	5
	17	302	212	69	6	10	1	0	4
	18	210	133	66	1	6	0	0	4
	19	382	263	94	3	12	4	0	6
	20	297	215	66	5	6	2	0	3
	21	291	194	78	2	13	2	0	2
	22	323	210	90	7	8	2	0	6
	23	383	261	92	7	13	2	0	8
	24	351	239	78	13	14	3	0	4
	25	266	162	90	3	8	1	0	2
	26	175	116	50	4	4	1	0	0
	27	352	222	93	4	21	0	0	12
	28	189	119	58	4	3	1	0	4
	29	302	183	95	5	4	3	0	12
	30	397	279	91	12	11	1	0	3
	31	173	117	43	3	5	1	0	4
	32	219	160	53	2	2	1	0	1
	33	199	124	58	5	7	0	0	5
	34	382	224	122	13	17	2	0	4
	35	255	159	85	3	3	1	0	4
	36	203	118	70	7	6	2	0	0
	37	271	173	82	7	5	1	0	3
	38	171	96	57	6	10	0	0	2
	39	139	94	31	4	5	1	1	3
Penfield		10,481	6,940	2,771	201	316	66	1	186
Perinton									
	1	293	217	62	2	8	1	0	3
	2	283	217	50	7	6	1	0	2
	3	265	181	65	3	9	4	0	3
	4	244	152	76	4	4	5	0	3
	5	194	114	55	5	14	1	0	5
	6	247	162	71	3	5	2	0	4
	7	308	215	75	2	9	3	0	4
	8	252	183	63	1	4	0	0	1
	9	343	244	77	7	12	1	0	2
	10	297	196	84	3	7	1	0	6
	11	211	137	55	8	3	3	0	5
	12	268	181	73	5	4	2	0	3
	13	196	144	40	0	11	1	0	0
	14	277	187	72	0	11	4	0	3
	15	218	146	59	1	6	2	0	4
	16	210	165	37	3	2	1	0	2

SHERIFF
DETAIL

LEGISLATIVE DISTRICT OR TOWN	ELECTION DISTRICT	TOTAL VOTERS	PATRICK	VINCENT	THOMAS	VINCENT	JAMES	BLANK AND VOID	
			M. O'FLYNN REP	F. FAGGIANO DEM	H. VASILE IND	F. FAGGIANO CON	CALDWELL GRE		SCATTER
Perinton	17	230	161	59	1	5	2	0	2
	18	240	175	54	0	8	0	0	3
	19	262	187	62	3	6	2	0	2
	20	283	214	55	6	4	0	0	4
	21	284	182	76	5	13	0	0	8
	22	175	139	27	0	7	1	0	1
	23	266	193	60	2	10	0	0	1
	24	458	322	111	3	12	3	0	7
	25	234	152	61	1	11	2	0	7
	26	291	206	68	1	7	4	0	5
	27	252	194	50	2	4	1	0	1
	28	211	147	57	1	6	0	0	0
	29	171	121	41	0	5	1	0	3
	30	226	149	62	4	9	1	0	1
	31	316	195	106	2	7	2	0	4
	32	228	159	56	3	2	0	0	8
	33	271	195	64	0	8	2	0	2
	34	279	180	83	2	5	4	0	5
	35	209	148	50	5	4	1	0	1
	36	139	100	29	2	3	1	0	4
	37	238	164	54	2	13	2	0	3
	38	227	142	67	6	8	2	0	2
	39	241	173	48	2	14	2	0	2
	40	195	127	54	4	7	1	0	2
	41	168	132	29	1	3	0	0	3
	42	209	131	59	5	9	2	0	3
	43	355	247	87	5	10	2	0	4
	44	206	146	49	1	6	2	0	2
	45	356	262	74	2	14	0	0	4
	46	143	98	35	4	3	1	0	2
	47	218	148	52	3	11	2	0	2
	48	164	121	31	3	4	1	0	4
	49	186	136	40	1	7	0	0	2
	50	101	36	52	1	5	2	0	5
	51	207	176	28	0	3	0	0	0
	52	208	133	64	3	4	0	0	4
	53	211	127	75	1	4	1	0	3
	54	232	156	61	6	7	0	0	2
	55	238	174	51	3	7	0	0	3
	56	213	149	48	2	11	1	0	2
Perinton		13,447	9,338	3,303	152	401	80	0	173
Pittsford	1	221	140	58	4	6	4	0	9
	2	240	164	64	4	2	3	0	3

SHERIFF
DETAIL

LEGISLATIVE DISTRICT OR TOWN	ELECTION DISTRICT	TOTAL VOTERS	PATRICK	VINCENT	THOMAS	VINCENT	JAMES	SCATTER	BLANK
			M. O'FLYNN REP	F. FAGGIANO DEM	H. VASILE IND	F. FAGGIANO CON	CALDWELL GRE		AND VOID
Pittsford									
	3	338	259	68	3	0	0	0	8
	4	255	190	56	2	3	1	0	3
	5	200	126	53	5	9	3	0	4
	6	308	204	84	2	6	4	0	8
	7	147	110	28	4	2	1	0	2
	8	273	215	46	3	7	1	0	1
	9	308	220	70	2	12	2	0	2
	10	287	184	83	0	11	2	0	7
	11	257	179	69	3	4	1	0	1
	12	182	126	44	0	8	0	0	4
	13	214	151	56	5	1	0	0	1
	14	225	162	48	4	5	3	0	3
	15	157	97	46	4	6	2	0	2
	16	185	127	50	0	3	2	0	3
	17	307	196	94	2	9	4	0	2
	18	242	163	68	0	4	2	0	5
	19	180	136	38	1	2	1	0	2
	20	256	195	50	7	2	1	0	1
	21	261	174	74	2	4	1	0	6
	22	331	233	79	2	9	1	0	7
	23	249	177	56	3	8	4	0	1
	24	246	182	55	4	3	0	0	2
	25	209	155	49	1	2	1	0	1
	26	303	212	70	3	10	5	0	3
	27	224	157	58	1	6	0	0	2
	28	176	107	56	3	5	3	0	2
	29	215	156	46	4	5	3	0	1
	30	178	125	44	0	5	3	0	1
	31	241	178	50	2	8	1	0	2
	32	243	174	59	0	4	0	0	6
	33	242	185	40	2	10	0	0	5
Pittsford		7,900	5,559	1,909	82	181	59	0	110
Riga									
	1	311	210	73	3	23	1	0	1
	2	255	169	67	1	15	1	0	2
	3	210	142	49	3	9	2	0	5
	4	252	179	56	4	7	2	0	4
	5	225	159	51	3	8	2	0	2
	6	232	152	55	5	14	1	0	5
Riga		1,485	1,011	351	19	76	9	0	19
Rush									
	1	357	230	91	4	10	7	0	15
	2	299	190	72	6	17	2	0	12
	3	410	246	123	6	17	6	0	12

SHERIFF
DETAIL

LEGISLATIVE DISTRICT OR TOWN	ELECTION DISTRICT	TOTAL VOTERS	PATRICK	VINCENT	THOMAS	VINCENT	JAMES	BLANK AND VOID	
			M. O'FLYNN REP	F. FAGGIANO DEM	H. VASILE IND	F. FAGGIANO CON	CALDWELL GRE		SCATTER
Rush	4	382	220	121	5	21	5	0	10
Rush		1,448	886	407	21	65	20	0	49
Sweden	1	252	148	80	2	12	2	0	8
	2	149	82	51	2	9	3	0	2
	3	341	173	132	2	13	7	0	14
	4	306	200	84	2	15	2	0	3
	5	95	60	27	1	2	1	0	4
	6	257	163	70	4	16	2	0	2
	7	338	201	113	4	9	1	0	10
	8	189	130	44	4	9	0	0	2
	9	185	121	37	5	6	6	0	10
	10	327	214	87	4	10	3	0	9
	11	90	47	24	3	5	5	0	6
	12	211	136	59	2	8	2	0	4
Sweden		2,740	1,675	808	35	114	34	0	74
Webster	1	323	212	82	4	13	5	0	7
	2	300	199	82	6	7	0	0	6
	3	279	171	86	5	11	1	0	5
	4	197	122	47	6	12	3	0	7
	5	335	199	108	12	9	2	0	5
	6	272	195	60	5	9	0	0	3
	7	369	229	113	7	11	2	0	7
	8	296	202	68	5	4	6	0	11
	9	366	250	94	3	8	1	0	10
	10	250	185	47	6	8	1	0	3
	11	313	204	83	6	10	1	0	9
	12	438	307	89	14	15	2	0	11
	13	308	211	73	5	10	4	0	5
	14	305	198	80	7	10	1	0	9
	15	207	125	62	4	10	3	0	3
	16	347	214	110	10	8	2	0	3
	17	457	308	117	7	15	4	0	6
	18	268	178	65	5	12	3	0	5
	19	354	244	92	3	8	0	0	7
	20	302	200	73	10	9	2	0	8
	21	385	241	113	7	14	0	1	9
	22	279	189	75	1	9	0	0	5
	23	294	193	80	4	13	1	0	3
	24	353	219	106	7	15	1	0	5
	25	221	148	63	2	5	1	0	2
	26	248	165	59	4	15	1	0	4
	27	233	169	43	4	12	1	0	4

SHERIFF
DETAIL

LEGISLATIVE DISTRICT OR TOWN	ELECTION DISTRICT	TOTAL VOTERS	PATRICK M. O'FLYNN REP	VINCENT F. FAGGIANO DEM	THOMAS H. VASILE IND	VINCENT F. FAGGIANO CON	JAMES CALDWELL GRE	SCATTER	BLANK AND VOID
Webster									
	28	222	136	64	8	11	0	0	3
	29	248	159	64	7	11	1	0	6
	30	186	110	60	5	3	2	0	6
	31	228	146	62	4	11	2	0	3
	32	264	171	76	1	8	1	0	7
	33	343	240	79	3	11	4	0	6
	34	157	111	36	4	5	0	0	1
	35	220	140	61	2	8	0	0	9
	36	285	209	52	3	14	2	0	5
	37	307	202	80	9	7	1	0	8
	38	369	215	122	11	14	3	0	4
	39	273	197	61	2	7	2	0	4
	40	322	200	106	4	8	2	0	2
	41	231	148	63	6	5	3	0	6
Webster		11,954	7,861	3,156	228	405	71	1	232
Wheatland									
	1	376	228	108	7	15	1	0	17
	2	336	227	82	7	11	0	0	9
	3	429	220	156	7	23	6	0	17
	4	275	186	74	0	12	0	0	3
	5	368	254	86	4	13	1	0	10
Wheatland		1,784	1,115	506	25	74	8	0	56
TOWNS		143,456	90,981	41,236	2,134	5,196	964	6	2,939
GRAND TOTAL:		<u>180,140</u>	<u>105,109</u>	<u>59,125</u>	<u>2,879</u>	<u>6,022</u>	<u>1,835</u>	<u>9</u>	<u>5,161</u>

COUNTY LEGISLATOR
1ST DISTRICT
4 YEAR TERM

LEGISLATIVE DISTRICT OR TOWN	ELECTION DISTRICT	TOTAL VOTERS	PETER N. MCCANN REP	SCATTER	BLANK AND VOID
Ogden					
	3	273	184	0	89
	5	240	171	1	68
	7	125	88	0	37
	8	196	128	0	68
	12	193	126	0	67
	16	135	106	0	29
Ogden		1,162	803	1	358
Parma					
	1	256	186	0	70
	2	284	223	0	61
	3	173	141	0	32
	4	259	207	0	52
	5	185	150	0	35
	6	127	90	0	37
	7	226	180	0	46
	8	232	189	0	43
	9	240	185	0	55
	10	258	207	0	51
	11	232	168	0	64
	12	237	176	0	61
	13	246	187	1	58
	14	206	161	0	45
	15	215	184	0	31
Parma		3,376	2,634	1	741
Sweden					
	1	252	155	0	97
	3	341	193	0	148
	4	306	200	0	106
	7	338	209	0	129
Sweden		1,237	757	0	480
GRAND TOTAL:		5,775	4,194	2	1,579

COUNTY LEGISLATOR
2ND DISTRICT
4 YEAR TERM

LEGISLATIVE DISTRICT OR TOWN	ELECTION DISTRICT	TOTAL VOTERS	WAYNE ZYRA	WAYNE ZYRA	SCATTER	BLANK AND VOID
			REP	CON		
Clarkson						
	1	415	246	59	0	110
	2	258	149	17	0	92
	3	286	181	28	0	77
	4	314	191	36	0	87
	5	318	190	42	0	86
Clarkson		1,591	957	182	0	452
Hamlin						
	1	184	120	16	0	48
	2	249	179	18	0	52
	3	208	141	14	0	53
	4	175	118	16	0	41
	5	180	115	15	0	50
	6	135	85	11	0	39
	7	279	190	18	0	71
	8	174	118	11	0	45
	9	154	112	6	0	36
	10	259	195	21	0	43
Hamlin		1,997	1,373	146	0	478
Sweden						
	2	149	77	13	0	59
	5	95	50	5	0	40
	6	257	155	31	0	71
	8	189	119	15	0	55
	9	185	116	10	0	59
	10	327	204	24	0	99
	11	90	46	8	0	36
	12	211	131	16	0	64
Sweden		1,503	898	122	0	483
GRAND TOTAL:		5,091	3,228	450	0	1,413

COUNTY LEGISLATOR
3RD DISTRICT
4 YEAR TERM

LEGISLATIVE DISTRICT OR TOWN	ELECTION DISTRICT	TOTAL VOTERS	TRACY L. LOGEL REP	GEORGE E. MANCUSO, JR. DEM	GEORGE E. MANCUSO, JR. IND	TRACY L. LOGEL CON	GEORGE E. MANCUSO, JR. WOR	SCATTER	BLANK AND VOID
Chili									
	1	257	144	74	8	16	2	0	13
	4	181	75	66	11	13	0	0	16
	6	296	140	111	9	16	2	0	18
	7	153	75	53	3	12	3	0	7
	8	247	138	74	9	12	0	0	14
	9	249	127	75	8	18	5	0	16
	10	241	124	67	4	30	4	0	12
	11	321	159	98	15	18	7	0	24
	12	352	187	99	11	29	1	0	25
	13	346	164	128	11	19	1	0	23
	14	298	124	119	16	20	3	0	16
	16	326	154	120	13	14	2	0	23
	17	551	274	201	12	22	1	0	41
	18	312	161	93	19	18	3	0	18
	19	243	109	104	5	11	0	0	14
	20	304	160	102	4	20	5	0	13
	21	220	97	86	4	15	1	0	17
	22	293	119	129	9	13	4	0	19
	23	188	99	59	6	16	0	0	8
	24	289	130	113	14	11	0	0	21
	25	193	77	78	6	13	1	0	18
	26	296	142	99	16	21	1	0	17
	27	263	122	96	6	25	1	0	13
	28	184	74	76	6	8	1	0	19
	29	200	67	94	9	11	5	0	14
	30	155	63	58	5	11	3	0	15
GRAND TOTAL:		6,958	3,305	2,472	239	432	56	0	454

COUNTY LEGISLATOR
4TH DISTRICT
4 YEAR TERM

LEGISLATIVE DISTRICT OR TOWN	ELECTION DISTRICT	TOTAL VOTERS	MARK W. ASSINI	ROBERT BROWN	MARK W. ASSINI	ROBERT BROWN	SCATTER	BLANK AND VOID
			REP	DEM	CON	WOR		
Chili								
	5	263	152	74	14	3	0	20
	15	280	171	68	16	2	0	23
		<u>543</u>	<u>323</u>	<u>142</u>	<u>30</u>	<u>5</u>	<u>0</u>	<u>43</u>
Chili Gates								
	1	177	102	47	17	6	0	5
	2	236	164	45	8	2	0	17
	3	150	74	56	8	1	0	11
	4	254	129	89	19	2	0	15
	5	354	225	89	14	5	0	21
	6	261	165	67	11	0	0	18
	7	272	164	72	16	5	0	15
	8	184	113	43	13	1	0	14
	10	141	84	40	7	3	0	7
	11	174	113	36	12	5	0	8
	12	159	92	41	9	3	0	14
	14	216	123	59	9	1	0	24
	15	280	169	66	19	5	0	21
	18	208	134	46	17	0	0	11
	19	225	130	56	17	4	0	18
	20	217	134	64	7	3	0	9
	21	218	135	53	7	2	0	21
	22	194	118	39	19	7	0	11
	23	228	116	77	21	3	0	11
	24	188	104	51	14	0	0	19
	25	252	150	67	12	0	0	23
	26	246	128	79	17	6	0	16
	27	237	123	74	16	2	0	22
	28	198	109	61	8	2	0	18
	30	138	69	48	7	4	0	10
	31	174	107	40	10	2	0	15
	32	263	161	74	14	2	0	12
	34	170	100	49	6	0	0	15
	35	148	89	42	3	2	0	12
Gates		<u>6,162</u>	<u>3,624</u>	<u>1,670</u>	<u>357</u>	<u>78</u>	<u>0</u>	<u>433</u>
GRAND TOTAL:		<u><u>6,705</u></u>	<u><u>3,947</u></u>	<u><u>1,812</u></u>	<u><u>387</u></u>	<u><u>83</u></u>	<u><u>0</u></u>	<u><u>476</u></u>

COUNTY LEGISLATOR
5TH DISTRICT
4 YEAR TERM

LEGISLATIVE DISTRICT OR TOWN	ELECTION DISTRICT	TOTAL VOTERS	MARK J. CASSETTI	MARK J. CASSETTI	SCATTER	BLANK AND VOID
			REP	CON		
Greece						
	4	163	102	18	0	43
	13	235	129	25	0	81
	15	164	112	14	0	38
	28	219	157	21	0	41
	36	270	177	24	0	69
	42	195	119	13	1	62
	45	186	117	12	0	57
	49	197	135	16	0	46
	50	223	149	23	1	50
	53	153	87	26	0	40
	55	205	132	29	0	44
	56	278	191	24	0	63
	60	209	115	24	0	70
	62	282	171	15	0	96
	64	201	142	14	0	45
	72	215	149	20	0	46
	75	184	125	13	0	46
	80	253	156	30	0	67
	85	238	142	27	0	69
	86	276	196	23	0	57
	88	187	123	23	0	41
	91	310	220	35	0	55
	95	159	102	12	0	45
	96	243	154	25	0	64
	97	311	219	19	0	73
	101	149	96	15	0	38
	104	234	152	24	0	58
	105	181	124	13	0	44
GRAND TOTAL:		<u>6,120</u>	<u>3,993</u>	<u>577</u>	<u>2</u>	<u>1,548</u>

COUNTY LEGISLATOR
6TH DISTRICT
4 YEAR TERM

LEGISLATIVE DISTRICT OR TOWN	ELECTION DISTRICT	TOTAL VOTERS	FRED ANCELLO	FREDERICK J. AMATO	FRED ANCELLO	FREDERICK J. AMATO	SCATTER	BLANK AND VOID
			REP	DEM	IND	CON		
Leg. Dist. 06								
	1	365	126	176	9	21	0	33
	2	150	55	69	5	12	0	9
	3	217	99	76	7	18	0	17
	4	212	86	89	7	16	0	14
	5	233	91	103	7	17	0	15
	6	214	86	104	8	3	0	13
		<u>1,391</u>	<u>543</u>	<u>617</u>	<u>43</u>	<u>87</u>	<u>0</u>	<u>101</u>
Leg. Dist. 06 Greece								
	5	165	79	57	5	6	0	18
	6	200	84	89	3	13	0	11
	7	234	119	81	11	10	1	12
	8	211	114	61	7	14	0	15
	9	203	87	86	6	4	0	20
	10	175	77	72	9	7	0	10
	11	102	33	53	4	5	0	7
	12	165	74	61	4	14	0	12
	19	172	74	59	7	8	0	24
	20	187	85	62	7	22	0	11
	21	252	98	109	6	23	0	16
	22	196	98	74	8	6	0	10
	23	273	104	112	19	15	0	23
	25	202	77	86	10	12	0	17
	26	191	66	89	11	11	0	14
	30	201	71	96	5	11	0	18
	31	227	116	80	4	13	0	14
	40	214	94	87	2	14	0	17
	41	226	65	132	9	9	0	11
	46	139	68	53	2	7	0	9
	47	243	108	100	11	17	0	7
	48	181	74	82	7	7	0	11
	63	269	125	101	7	21	0	15
	78	220	94	99	9	8	0	10
Greece		<u>4,848</u>	<u>2,084</u>	<u>1,981</u>	<u>173</u>	<u>277</u>	<u>1</u>	<u>332</u>
GRAND TOTAL :		<u><u>6,239</u></u>	<u><u>2,627</u></u>	<u><u>2,598</u></u>	<u><u>216</u></u>	<u><u>364</u></u>	<u><u>1</u></u>	<u><u>433</u></u>

COUNTY LEGISLATOR
7TH DISTRICT
4 YEAR TERM

LEGISLATIVE DISTRICT OR TOWN	ELECTION DISTRICT	TOTAL VOTERS	DOUG DOBSON	DOUG DOBSON	SCATTER	BLANK AND VOID
			REP	CON		
Leg. Dist. 07						
	1	322	165	18	0	139
	2	248	71	8	0	169
	3	174	84	10	0	80
Leg. Dist. 07		<u>744</u>	<u>320</u>	<u>36</u>	<u>0</u>	<u>388</u>
Greece						
	1	225	122	26	1	76
	2	190	133	20	0	37
	16	134	85	16	0	33
	34	230	145	36	0	49
	35	201	123	24	2	52
	38	247	172	27	0	48
	43	272	173	33	0	66
	44	250	161	19	0	70
	54	188	109	26	0	53
	58	227	151	15	0	61
	70	192	121	19	0	52
	71	272	193	27	0	52
	74	151	100	19	0	32
	76	157	113	16	0	28
	79	192	126	17	0	49
	82	158	81	24	0	53
	84	275	185	24	0	66
	89	169	92	20	0	57
	90	146	92	11	2	41
	98	245	142	18	0	85
	99	217	141	26	0	50
	102	263	163	27	0	73
	103	222	129	26	0	67
	106	168	98	19	0	51
Greece		<u>4,991</u>	<u>3,150</u>	<u>535</u>	<u>5</u>	<u>1,301</u>
GRAND TOTAL:		<u><u>5,735</u></u>	<u><u>3,470</u></u>	<u><u>571</u></u>	<u><u>5</u></u>	<u><u>1,689</u></u>

COUNTY LEGISLATOR
8TH DISTRICT
4 YEAR TERM

LEGISLATIVE DISTRICT OR TOWN	ELECTION DISTRICT	TOTAL VOTERS	SEAN T. HANNA REP	KEVIN ROBERT BURCHELL DEM	SEAN T. HANNA CON	SCATTER	BLANK AND VOID
Webster							
	1	323	191	79	34	0	19
	2	300	161	94	10	0	35
	3	279	140	91	22	0	26
	4	197	107	55	17	0	18
	5	335	182	106	26	0	21
	9	366	225	89	19	0	33
	10	250	177	43	15	0	15
	13	308	192	85	14	0	17
	14	305	183	85	15	0	22
	17	457	301	106	31	0	19
	19	354	227	80	24	0	23
	20	302	190	63	29	0	20
	23	294	186	73	24	0	11
	24	353	211	88	24	0	30
	25	221	128	65	10	0	18
	27	233	168	34	19	0	12
	28	222	154	45	10	0	13
	29	248	144	71	15	0	18
	30	186	97	59	13	0	17
	31	228	138	49	12	0	29
	32	264	162	59	16	0	27
	33	343	205	77	33	0	28
	34	157	110	29	11	0	7
	36	285	195	51	24	0	15
	38	369	190	128	21	0	30
	40	322	181	93	10	0	38
	41	231	151	47	18	0	15
GRAND TOTAL:		<u>7,732</u>	<u>4,696</u>	<u>1,944</u>	<u>516</u>	<u>0</u>	<u>576</u>

COUNTY LEGISLATOR
9TH DISTRICT
4 YEAR TERM

LEGISLATIVE DISTRICT OR TOWN	ELECTION DISTRICT	TOTAL VOTERS	GEORGE C. WIEDEMER	GARY P. LEHMANN	GEORGE C. WIEDEMER	MICHAEL J. MCMANUS	SCATTER	BLANK AND VOID
			REP	DEM	IND	CON		
Penfield								
	1	148	78	46	6	6	0	12
	2	269	164	72	12	5	0	16
	3	269	166	59	12	13	0	19
	4	276	171	63	5	13	0	24
	6	231	148	48	12	4	0	19
	7	211	139	55	8	5	0	4
	10	261	137	80	9	13	0	22
	11	193	115	57	4	7	0	10
	14	232	132	63	11	8	0	18
	15	302	179	87	11	7	0	18
	16	236	142	75	11	4	0	4
	18	210	128	63	9	1	0	9
	19	382	208	145	7	7	0	15
	20	297	177	77	12	11	0	20
	21	291	187	72	11	8	0	13
	23	383	244	102	13	11	0	13
	24	351	221	94	10	12	0	14
	25	266	156	73	5	5	0	27
	27	352	222	102	7	9	0	12
	28	189	96	68	2	8	0	15
	29	302	147	106	10	9	0	30
	30	397	234	103	10	12	0	38
	31	173	95	56	3	6	0	13
	32	219	131	61	5	5	0	17
	35	255	129	92	7	10	0	17
	36	203	101	79	8	4	0	11
	37	271	139	83	9	14	0	26
	38	171	100	49	4	6	0	12
	39	139	84	43	2	5	0	5
GRAND TOTAL:		<u>7,479</u>	<u>4,370</u>	<u>2,173</u>	<u>235</u>	<u>228</u>	<u>0</u>	<u>473</u>

COUNTY LEGISLATOR
10TH DISTRICT
4 YEAR TERM

<u>LEGISLATIVE DISTRICT OR TOWN</u>	<u>ELECTION DISTRICT</u>	<u>TOTAL VOTERS</u>	BILL SMITH <u>REP</u>	THOMAS J. WEGA <u>DEM</u>	BILL SMITH <u>CON</u>	<u>SCATTER</u>	BLANK AND VOID
East Rochester	1	252	128	62	15	0	47
	2	259	132	63	18	0	46
	3	298	152	86	15	0	45
	4	235	113	62	9	0	51
	5	200	97	59	13	0	31
East Rochester		1,244	622	332	70	0	220
Pittsford	1	221	116	73	12	0	20
	2	240	134	74	11	0	21
	3	338	237	64	5	0	32
	4	255	168	61	10	0	16
	5	200	122	53	8	0	17
	6	308	159	110	4	0	35
	7	147	107	25	4	0	11
	8	273	187	58	12	0	16
	9	308	201	73	11	0	23
	11	257	170	53	11	0	23
	12	182	113	47	12	0	10
	13	214	129	69	10	0	6
	14	225	129	65	14	0	17
	15	157	81	45	10	0	21
	16	185	115	45	14	0	11
	18	242	136	73	3	0	30
	19	180	112	41	12	0	15
	20	256	159	73	10	0	14
	23	249	164	49	15	0	21
	25	209	115	75	9	0	10
	27	224	156	48	9	0	11
	28	176	91	56	8	0	21
	29	215	138	51	8	0	18
	30	178	108	53	3	0	14
	32	243	147	58	10	0	28
Pittsford		5,682	3,494	1,492	235	0	461
GRAND TOTAL:		6,926	4,116	1,824	305	0	681

COUNTY LEGISLATOR
11TH DISTRICT
4 YEAR TERM

LEGISLATIVE DISTRICT OR TOWN	ELECTION DISTRICT	TOTAL VOTERS	PIETER W. SMEENK REP	DAVID A. THIEL DEM	PIETER W. SMEENK CON	SCATTER	BLANK AND VOID
East Rochester	6	219	105	75	11	0	28
	7	251	113	99	11	0	28
East Rochester		470	218	174	22	0	56
Perinton	4	244	128	96	7	0	13
	5	194	90	84	12	0	8
	6	247	97	131	11	0	8
	7	308	171	119	8	0	10
	9	343	190	108	29	0	16
	10	297	138	128	11	0	20
	11	211	115	74	6	0	16
	14	277	153	104	14	0	6
	19	262	146	92	15	0	9
	24	458	212	180	26	0	40
	25	234	122	88	12	0	12
	30	226	125	75	13	0	13
	31	316	166	114	20	0	16
	34	279	143	114	8	0	14
	36	139	74	52	9	0	4
	37	238	130	85	16	0	7
	38	227	110	105	4	0	8
	39	241	127	84	16	0	14
	42	209	102	80	12	0	15
	43	355	184	128	20	0	23
	47	218	126	67	14	0	11
	48	164	75	62	10	0	17
	50	101	29	63	5	0	4
	54	232	132	76	9	0	15
	56	213	128	61	15	0	9
Perinton		6,233	3,213	2,370	322	0	328
GRAND TOTAL:		6,703	3,431	2,544	344	0	384

COUNTY LEGISLATOR
12TH DISTRICT
4 YEAR TERM

LEGISLATIVE DISTRICT OR TOWN	ELECTION DISTRICT	TOTAL VOTERS	KARLA F. BOYCE	JOHN MORELLI	JOHN MORELLI	KARLA F. BOYCE	SCATTER	BLANK AND VOID
			REP	DEM	IND	CON		
Mendon								
	1	327	169	114	9	18	0	17
	2	355	169	124	15	19	0	28
	3	371	209	111	9	28	0	14
	4	307	150	102	12	28	0	15
	5	333	185	116	8	22	0	2
	6	296	147	108	8	22	0	11
	7	335	179	112	11	22	0	11
	8	160	64	71	8	7	0	10
	9	303	167	89	7	27	0	13
Mendon		<u>2,787</u>	<u>1,439</u>	<u>947</u>	<u>87</u>	<u>193</u>	<u>0</u>	<u>121</u>
Pittsford								
	10	287	134	108	14	13	0	18
	17	307	150	126	7	16	0	8
	22	331	158	135	3	18	0	17
	24	246	143	81	2	8	0	12
	26	303	147	107	17	22	0	10
	31	241	138	78	3	13	0	9
	33	242	152	60	6	15	0	9
Pittsford		<u>1,957</u>	<u>1,022</u>	<u>695</u>	<u>52</u>	<u>105</u>	<u>0</u>	<u>83</u>
Rush								
	1	357	140	169	22	9	0	17
	2	299	129	121	7	20	0	22
	3	410	189	152	15	23	0	31
	4	382	155	163	23	16	0	25
Rush		<u>1,448</u>	<u>613</u>	<u>605</u>	<u>67</u>	<u>68</u>	<u>0</u>	<u>95</u>
Wheatland								
	1	376	176	134	17	9	0	40
	2	336	185	103	8	14	0	26
	3	429	178	180	13	17	0	41
	4	275	125	102	8	15	0	25
	5	368	189	126	17	17	0	19
Wheatland		<u>1,784</u>	<u>853</u>	<u>645</u>	<u>63</u>	<u>72</u>	<u>0</u>	<u>151</u>
GRAND TOTAL:		<u><u>7,976</u></u>	<u><u>3,927</u></u>	<u><u>2,892</u></u>	<u><u>269</u></u>	<u><u>438</u></u>	<u><u>0</u></u>	<u><u>450</u></u>

COUNTY LEGISLATOR
13TH DISTRICT
4 YEAR TERM

LEGISLATIVE DISTRICT OR TOWN	ELECTION DISTRICT	TOTAL VOTERS	JACK DRISCOLL REP	LINDA M. TERRELL DEM	JACK DRISCOLL CON	SCATTER	BLANK AND VOID
Henrietta							
	1	337	182	99	31	0	25
	2	215	123	60	14	0	18
	6	312	166	93	27	0	26
	7	258	132	88	15	0	23
	8	274	143	93	16	0	22
	9	210	100	70	14	0	26
	10	280	141	71	20	0	48
	12	281	156	95	17	0	13
	13	236	116	85	22	0	13
	14	193	95	59	14	0	25
	15	274	122	86	31	0	35
	17	315	179	87	24	0	25
	18	316	156	108	19	0	33
	19	217	117	55	23	0	22
	20	362	215	91	21	0	35
	21	231	128	71	16	0	16
	22	354	215	96	16	0	27
	25	305	185	73	15	0	32
	26	347	187	94	34	0	32
	27	327	184	89	25	0	29
	28	305	172	83	23	0	27
	29	241	126	81	15	0	19
	30	362	175	116	32	0	39
	31	168	84	55	10	0	19
	32	283	175	72	20	0	16
	33	215	119	68	7	0	21
GRAND TOTAL:		<u>7,218</u>	<u>3,893</u>	<u>2,138</u>	<u>521</u>	<u>0</u>	<u>666</u>

COUNTY LEGISLATOR
14TH DISTRICT
4 YEAR TERM

LEGISLATIVE DISTRICT OR TOWN	ELECTION DISTRICT	TOTAL VOTERS	JANICE A. BAYLIS REP	LYNDA M. GARNER GOLDSTEIN DEM	JANICE A. BAYLIS CON	SCATTER	BLANK AND VOID
Brighton	1	298	95	179	7	0	17
	4	261	61	183	3	0	14
	5	235	45	170	4	0	16
	6	369	132	195	17	0	25
	10	293	99	177	9	0	8
	12	369	84	253	6	0	26
	13	236	67	142	5	0	22
	15	229	90	99	15	0	25
	17	164	19	129	1	0	15
	19	288	83	187	9	0	9
	21	312	83	200	12	0	17
	22	281	85	177	4	0	15
	23	268	74	183	1	0	10
	27	243	60	165	10	0	8
	28	308	106	183	10	0	9
	30	458	174	234	6	0	44
	31	240	69	157	4	0	10
	32	325	86	205	8	0	26
	33	250	71	160	6	0	13
	36	160	50	87	3	0	20
	37	263	68	171	9	0	15
	38	244	85	133	2	0	24
	39	231	70	130	9	0	22
	40	430	117	287	6	0	20
	41	287	71	191	3	0	22
	42	94	29	56	4	0	5
	43	280	85	163	10	0	22
	45	137	36	79	7	0	15
	46	112	31	72	1	0	8
Brighton		<u>7,665</u>	<u>2,225</u>	<u>4,747</u>	<u>191</u>	<u>0</u>	<u>502</u>
Henrietta	4	214	71	102	11	0	30
	5	280	118	102	13	0	47
Henrietta		<u>494</u>	<u>189</u>	<u>204</u>	<u>24</u>	<u>0</u>	<u>77</u>
GRAND TOTAL:		<u><u>8,159</u></u>	<u><u>2,414</u></u>	<u><u>4,951</u></u>	<u><u>215</u></u>	<u><u>0</u></u>	<u><u>579</u></u>

COUNTY LEGISLATOR
15TH DISTRICT
4 YEAR TERM

LEGISLATIVE DISTRICT OR TOWN	ELECTION DISTRICT	TOTAL VOTERS	RAYMOND A. SANTIROCCO	CELIA OXLEY	RAYMOND A. SANTIROCCO	WILLIAM L. MAZZULLO	SCATTER	BLANK AND VOID
			REP	DEM	IND	CON		
Brighton	3	262	139	82	6	3	0	32
	8	291	179	90	2	3	0	17
	16	203	147	39	1	3	0	13
	29	191	105	60	6	3	0	17
Brighton		947	570	271	15	12	0	79
Penfield	5	287	171	90	8	6	0	12
	8	311	144	117	8	5	0	37
	9	373	223	109	14	9	0	18
	12	342	227	82	10	8	0	15
	13	308	152	94	16	14	0	32
	17	302	175	78	8	18	0	23
	22	323	178	102	7	6	0	30
	26	175	121	37	1	3	0	13
	33	199	130	54	6	5	0	4
	34	382	217	90	14	20	0	41
Penfield		3,002	1,738	853	92	94	0	225
Webster	6	272	152	74	6	11	0	29
	7	369	168	147	5	14	0	35
	8	296	138	107	4	11	0	36
	11	313	174	83	15	14	0	27
	12	438	229	127	6	24	0	52
	15	207	102	69	5	10	0	21
	16	347	157	140	9	16	0	25
	18	268	129	98	7	8	0	26
	21	385	200	128	8	15	0	34
	22	279	137	98	2	14	0	28
	26	248	156	46	12	15	0	19
	35	220	122	65	5	8	0	20
	37	307	155	104	4	12	0	32
	39	273	179	75	4	7	0	8
Webster		4,222	2,198	1,361	92	179	0	392
GRAND TOTAL:		8,171	4,506	2,485	199	285	0	696

COUNTY LEGISLATOR
16TH DISTRICT
4 YEAR TERM

LEGISLATIVE DISTRICT OR TOWN	ELECTION DISTRICT	TOTAL VOTERS	STACEY	STEPHANIE	STACEY	STACEY	STEPHANIE	SCATTER	BLANK AND VOID
			ROMEO	ALDERSLEY	ROMEO	ROMEO	ALDERSLEY		
			REP	DEM	IND	CON	WOR		
Irondequoit	1	329	130	144	6	20	3	0	26
	3	314	111	142	11	18	7	0	25
	4	255	96	117	8	13	5	0	16
	7	401	126	233	4	14	1	0	23
	8	308	131	138	6	18	6	0	9
	9	304	140	120	6	11	4	0	23
	10	291	110	160	1	8	3	0	9
	14	261	92	123	7	15	3	0	21
	15	350	153	140	6	23	5	0	23
	16	338	135	160	6	14	4	0	19
	18	299	130	125	8	16	5	0	15
	20	272	107	128	5	16	6	0	10
	22	284	130	108	5	14	4	0	23
	25	252	104	102	9	14	3	0	20
	27	170	56	92	1	12	2	0	7
	28	227	77	111	6	13	7	0	13
	30	247	91	118	6	14	4	0	14
	33	205	74	104	2	9	6	0	10
	34	358	185	123	3	12	5	0	30
	40	167	52	91	3	10	2	0	9
	42	277	118	125	5	8	2	0	19
	44	565	238	261	19	14	7	0	26
	46	286	123	110	5	16	4	0	28
	49	240	82	115	4	17	4	0	18
	51	331	121	170	4	11	5	0	20
	53	250	100	97	11	5	2	0	35
	57	385	178	158	4	11	8	0	26
	59	243	91	116	3	13	4	0	16
	60	274	94	123	11	14	2	0	30
	62	285	86	155	4	19	2	0	19
	63	182	67	97	1	8	3	0	6
	68	293	141	111	4	7	1	0	29
GRAND TOTAL:		<u>9,243</u>	<u>3,669</u>	<u>4,217</u>	<u>184</u>	<u>427</u>	<u>129</u>	<u>0</u>	<u>617</u>

COUNTY LEGISLATOR
17TH DISTRICT
4 YEAR TERM

LEGISLATIVE DISTRICT OR TOWN	ELECTION DISTRICT	TOTAL VOTERS	CHERYL LORIA DINOLFO	JAY RICCI	CHERYL LORIA DINOLFO	CHERYL LORIA DINOLFO	JAY RICCI	SCATTER	BLANK AND VOID
			REP	DEM	IND	CON	WOR		
Irondequoit	2	235	90	116	3	4	3	0	19
	5	247	73	124	5	10	5	0	30
	11	192	86	73	3	7	2	0	21
	12	222	84	91	7	17	2	0	21
	13	276	92	149	5	12	2	0	16
	17	217	74	104	4	7	8	0	20
	19	266	86	134	9	15	2	0	20
	21	251	65	150	7	12	3	0	14
	23	270	98	130	7	14	3	0	18
	24	303	115	150	6	19	5	0	8
	26	209	92	89	4	5	0	0	19
	29	199	87	82	7	2	4	0	17
	32	299	122	139	6	18	2	0	12
	35	195	73	98	3	6	1	0	14
	36	176	48	97	2	4	1	0	24
	37	242	108	103	2	13	1	0	15
	38	217	87	94	5	4	2	0	25
	39	192	76	67	3	5	2	0	39
	41	284	96	150	5	6	2	0	25
	43	230	63	120	8	13	5	0	21
	45	220	82	107	4	11	1	0	15
	47	130	35	79	0	9	0	0	7
	48	296	129	132	7	13	0	0	15
	50	209	74	98	2	8	3	0	24
	52	260	98	118	9	8	6	0	21
	54	140	43	66	3	8	2	0	18
	55	304	121	136	6	17	2	0	22
	56	273	105	131	2	12	1	0	22
	58	298	107	135	11	18	3	0	24
	61	350	158	135	6	19	6	0	26
	65	172	58	86	7	5	3	0	13
	66	147	37	90	3	4	0	0	13
	67	263	90	123	5	14	3	0	28
	69	141	42	78	3	2	1	0	15
GRAND TOTAL:		<u>7,925</u>	<u>2,894</u>	<u>3,774</u>	<u>169</u>	<u>341</u>	<u>86</u>	<u>0</u>	<u>661</u>

COUNTY LEGISLATOR
18TH DISTRICT
4 YEAR TERM

LEGISLATIVE DISTRICT OR TOWN	ELECTION DISTRICT	TOTAL VOTERS	A. MICHAEL HANNA	ROBERT E. ANTONITIS	A. MICHAEL HANNA	SCATTER	BLANK AND VOID	
			REP	DEM	CON			
Perinton	1	293	199	59	28	0	7	
	2	283	197	67	11	0	8	
	3	265	169	73	14	0	9	
	8	252	180	52	12	0	8	
	12	268	162	79	13	0	14	
	13	196	143	33	17	0	3	
	15	218	145	47	10	0	16	
	16	210	162	32	6	0	10	
	17	230	143	68	11	0	8	
	18	240	145	67	17	0	11	
	20	283	190	60	19	0	14	
	21	284	179	73	16	0	16	
	22	175	122	33	9	0	11	
	23	266	182	59	11	0	14	
	26	291	192	66	19	0	14	
	27	252	185	50	10	0	7	
	28	211	139	51	13	1	7	
	29	171	125	31	10	0	5	
	32	228	142	61	6	0	19	
	33	271	198	51	16	0	6	
	35	209	144	40	11	0	14	
	40	195	128	46	14	0	7	
	41	168	131	22	5	0	10	
	44	206	122	72	5	0	7	
	45	356	259	68	19	0	10	
	46	143	97	28	11	0	7	
	49	186	136	35	8	0	7	
	51	207	163	29	8	0	7	
	52	208	133	51	9	0	15	
	53	211	116	83	6	0	6	
	55	238	175	39	14	0	10	
	Perinton		7,214	4,903	1,625	378	1	307
	Pittsford	21	261	154	81	10	0	16
	Pittsford		261	154	81	10	0	16
	GRAND TOTAL:		7,475	5,057	1,706	388	1	323

COUNTY LEGISLATOR
19TH DISTRICT
4 YEAR TERM

<u>LEGISLATIVE DISTRICT OR TOWN</u>	<u>ELECTION DISTRICT</u>	<u>TOTAL VOTERS</u>	<u>BILL REILICH REP</u>	<u>BILL REILICH CON</u>	<u>SCATTER</u>	<u>BLANK AND VOID</u>
Greece	3	221	149	13	0	59
	14	175	99	20	0	56
	17	221	136	21	0	64
	18	243	146	26	0	71
	24	322	200	28	0	94
	27	265	160	32	1	72
	29	217	129	25	2	61
	32	234	133	30	1	70
	33	251	162	21	0	68
	37	169	102	22	0	45
	39	113	67	16	0	30
	51	164	96	14	0	54
	52	266	167	29	0	70
	57	212	110	23	0	79
	59	146	73	13	0	60
	61	226	121	20	0	85
	65	278	173	13	0	92
	66	145	92	12	0	41
	67	205	121	20	4	60
	68	302	169	37	0	96
	69	183	129	7	0	47
	73	141	82	15	0	44
	77	273	156	28	0	89
	81	206	125	18	0	63
	83	177	103	19	0	55
	87	212	131	17	4	60
	92	366	214	36	1	115
	94	194	118	24	1	51
	100	223	128	23	0	72
GRAND TOTAL:		<u><u>6,350</u></u>	<u><u>3,791</u></u>	<u><u>622</u></u>	<u><u>14</u></u>	<u><u>1,923</u></u>

COUNTY LEGISLATOR
20TH DISTRICT
4 YEAR TERM

LEGISLATIVE DISTRICT OR TOWN	ELECTION DISTRICT	TOTAL VOTERS	DENNIS A. PELLETIER	DENNIS A. PELLETIER	SCATTER	BLANK AND VOID	
			REP	CON			
Chili	2	327	172	25	0	130	
	3	284	155	19	0	110	
Chili		611	327	44	0	240	
Henrietta	3	155	95	7	0	53	
		155	95	7	0	53	
Ogden	1	258	175	24	0	59	
	2	248	167	22	0	59	
	4	212	157	22	0	33	
	6	231	145	23	0	63	
	9	263	198	26	0	39	
	10	211	130	37	0	44	
	11	199	133	24	0	42	
	13	223	161	30	0	32	
	14	139	85	27	0	27	
	15	264	177	33	0	54	
	17	187	111	21	0	55	
	18	225	145	29	1	50	
	19	219	163	21	0	35	
	20	271	175	23	0	73	
	Ogden		3,150	2,122	362	1	665
	Riga	1	311	209	24	0	78
2		255	181	20	0	54	
3		210	155	8	0	47	
4		252	166	22	0	64	
5		225	163	20	0	42	
6		232	139	28	0	65	
Riga		1,485	1,013	122	0	350	
GRAND TOTAL:		5,401	3,557	535	1	1,308	

COUNTY LEGISLATOR
21ST DISTRICT
4 YEAR TERM

LEGISLATIVE DISTRICT OR TOWN	ELECTION DISTRICT	TOTAL VOTERS	MATTHEW P. KREUTZ	CHRISTOPHER J. WILMOT	CHRISTOPHER J. WILMOT	CHRISTOPHER J. WILMOT			BLANK AND VOID
			REP	DEM	IND	WOR	SCATTER		
Leg. Dist. 21									
	1	247	76	132	4	7	0	28	
	2	191	37	131	10	3	0	10	
	3	126	30	79	2	2	0	13	
	4	198	43	112	7	2	0	34	
	5	143	33	81	8	5	0	16	
	6	157	35	90	9	1	0	22	
	7	307	100	165	4	5	0	33	
	8	208	36	139	6	7	0	20	
	9	160	44	85	10	2	0	19	
	10	296	102	156	8	0	0	30	
	11	176	38	109	4	5	0	20	
	12	292	75	164	8	5	0	40	
	13	64	4	46	1	6	0	7	
	14	246	64	146	6	6	0	24	
	15	135	36	74	5	1	0	19	
	16	120	30	70	6	0	0	14	
	17	233	52	138	8	10	0	25	
	18	158	22	103	4	4	0	25	
	19	134	19	90	4	1	0	20	
	20	190	57	100	8	1	0	24	
	21	121	26	84	4	0	0	7	
	22/28	181	31	115	4	1	0	30	
	23	53	12	39	1	0	0	1	
	24	308	92	163	13	8	0	32	
	25	109	15	76	3	3	0	12	
	26	141	10	103	4	3	0	21	
	27	100	8	77	2	4	0	9	
GRAND TOTAL:		<u>4,794</u>	<u>1,127</u>	<u>2,867</u>	<u>153</u>	<u>92</u>	<u>0</u>	<u>555</u>	

COUNTY LEGISLATOR
22ND DISTRICT
4 YEAR TERM

<u>LEGISLATIVE DISTRICT OR TOWN</u>	<u>ELECTION DISTRICT</u>	<u>TOTAL VOTERS</u>	RONNIE THOMAS <u>DEM</u>	<u>SCATTER</u>	<u>BLANK AND VOID</u>
Leg. Dist. 22	1/25	221	131	0	90
	2	52	40	0	12
	3	143	84	0	59
	4	84	62	0	22
	5	139	102	0	37
	6	109	85	0	24
	7	78	57	0	21
	8	126	90	0	36
	9	92	64	0	28
	10	112	86	0	26
	11	137	98	0	39
	12	78	57	0	21
	13	54	43	0	11
	14	144	99	0	45
	15	118	88	0	30
	16	59	40	0	19
	17	54	39	0	15
	18	72	53	0	19
	19	82	66	0	16
	20	104	80	0	24
	21	130	92	0	38
	22	140	87	0	53
	23	87	65	0	22
	24	70	33	0	37
	26	25	16	0	9
GRAND TOTAL:		<u><u>2,510</u></u>	<u><u>1,757</u></u>	<u><u>0</u></u>	<u><u>753</u></u>

COUNTY LEGISLATOR
23RD DISTRICT
4 YEAR TERM

LEGISLATIVE DISTRICT OR TOWN	ELECTION DISTRICT	TOTAL VOTERS	WILLIAM J. BENET	WILLIAM J. BENET	SCATTER	BLANK AND VOID
			DEM	WOR		
Leg. Dist. 23						
	1	145	86	3	1	55
	2	182	111	9	0	62
	3	130	82	9	0	39
	4	214	135	4	0	75
	5	193	122	8	1	62
	6	130	74	5	0	51
	7	186	123	13	0	50
	8	169	107	12	0	50
	9	112	73	4	0	35
	10	152	113	4	0	35
	11	214	140	7	0	67
	12	274	164	7	0	103
	13	268	140	10	0	118
	14	140	96	2	0	42
	15	93	55	7	0	31
	16	147	88	4	0	55
	17	247	122	6	0	119
	18	156	72	3	0	81
	19	227	98	5	0	124
	20	252	158	13	0	81
	21	209	131	6	1	71
	22	182	112	5	0	65
	23	91	59	4	0	28
	24	253	134	3	0	116
	25	308	183	9	0	116
	26	315	162	4	0	149
	27	171	69	6	0	96
Leg. Dist. 23		5,160	3,009	172	3	1,976
Brighton						
	7	215	102	8	0	105
	11	276	133	9	0	134
	18	229	133	7	0	89
	24	209	79	6	0	124
	34	256	124	7	0	125
Brighton		1,185	571	37	0	577
GRAND TOTAL:		6,345	3,580	209	3	2,553

COUNTY LEGISLATOR
24TH DISTRICT
4 YEAR TERM

LEGISLATIVE DISTRICT OR TOWN	ELECTION DISTRICT	TOTAL VOTERS	KEVIN B. MURRAY		BLANK AND VOID
			DEM	SCATTER	
Leg. Dist. 24	1	274	213	0	61
	2	217	156	0	61
	3	224	152	0	72
	4	220	141	0	79
	5	180	109	0	71
	6	138	86	2	50
	7	170	105	0	65
	8	190	129	0	61
	9	148	93	0	55
	10	37	20	0	17
	11	205	116	0	89
	12	130	78	0	52
	13	180	118	0	62
	14	202	130	1	71
	15	203	115	0	88
	16	194	128	0	66
	17	54	35	0	19
	18	95	57	0	38
	19	234	161	0	73
Leg. Dist. 24		<u>3,295</u>	<u>2,142</u>	<u>3</u>	<u>1,150</u>
CITY		<u>3,295</u>	<u>2,142</u>	<u>3</u>	<u>1,150</u>
Brighton	2	189	91	0	98
	9	250	148	0	102
	14	126	83	0	43
	20	175	105	0	70
	25	215	141	0	74
	26	211	112	0	99
	35	245	168	0	77
	44	98	55	0	43
Brighton		<u>1,509</u>	<u>903</u>	<u>0</u>	<u>606</u>
Henrietta	11	211	90	0	121
	16	208	88	0	120
	23	231	84	0	147
	24	226	90	0	136
	34	181	70	1	110
Henrietta		<u>1,057</u>	<u>422</u>	<u>1</u>	<u>634</u>
TOWNS		<u>2,566</u>	<u>1,325</u>	<u>1</u>	<u>1,240</u>
GRAND TOTAL:		<u><u>5,861</u></u>	<u><u>3,467</u></u>	<u><u>4</u></u>	<u><u>2,390</u></u>

COUNTY LEGISLATOR
25TH DISTRICT
4 YEAR TERM

<u>LEGISLATIVE DISTRICT OR TOWN</u> Leg. Dist. 25	<u>ELECTION DISTRICT</u>	<u>TOTAL VOTERS</u>	CALVIN LEE <u>DEM</u>	<u>SCATTER</u>	<u>BLANK AND VOID</u>
	1	307	218	0	89
	2	163	116	0	47
	3	274	208	0	66
	4	64	51	0	13
	5	142	121	0	21
	6	189	105	0	84
	7	191	148	0	43
	8	241	210	0	31
	9	138	115	0	23
	10	210	169	0	41
	11	156	124	0	32
	12	210	124	1	85
	13	171	152	0	19
	14	236	164	0	72
	15	154	120	0	34
	16	83	45	0	38
	17	121	108	0	13
	18	10	4	0	6
	19	217	129	0	88
	20	195	108	0	87
	21	96	57	0	39
GRAND TOTAL:		<u><u>3,568</u></u>	<u><u>2,596</u></u>	<u><u>1</u></u>	<u><u>971</u></u>

COUNTY LEGISLATOR
26TH DISTRICT
4 YEAR TERM

LEGISLATIVE DISTRICT OR TOWN	ELECTION DISTRICT	TOTAL VOTERS	JOHN J. FERLICCA	MITCHELL ROWE	JOHN J. FERLICCA	MITCHELL ROWE	SCATTER	BLANK AND VOID
			REP	DEM	CON	UNP		
Leg. Dist. 26								
	1	161	58	89	4	1	0	9
	2	117	27	75	5	2	0	8
	3	237	83	111	16	4	0	23
	4	194	93	75	12	4	0	10
	5	187	72	98	2	1	1	13
	6 /7	204	74	110	10	1	0	9
	8	204	72	111	5	3	0	13
	9	226	79	120	13	1	1	12
	10	163	42	97	9	1	0	14
	11	243	107	103	12	3	0	18
	12	344	112	193	9	9	0	21
	14	172	70	76	13	2	0	11
	15	208	67	117	12	2	0	10
	16	186	74	90	8	1	0	13
	17	3	0	2	0	0	0	1
Leg. Dist. 26		<u>2,849</u>	<u>1,030</u>	<u>1,467</u>	<u>130</u>	<u>35</u>	<u>2</u>	<u>185</u>
CITY		<u>2,849</u>	<u>1,030</u>	<u>1,467</u>	<u>130</u>	<u>35</u>	<u>2</u>	<u>185</u>
Gates								
	9	295	140	92	9	1	0	53
	13	241	110	83	11	1	0	36
	16	190	96	62	14	1	0	17
	17	196	86	76	10	2	0	22
	29	222	94	92	15	3	0	18
	33	133	67	46	9	0	0	11
Gates		<u>1,277</u>	<u>593</u>	<u>451</u>	<u>68</u>	<u>8</u>	<u>0</u>	<u>157</u>
Greece								
	93	278	122	113	21	1	0	21
Greece		<u>278</u>	<u>122</u>	<u>113</u>	<u>21</u>	<u>1</u>	<u>0</u>	<u>21</u>
Irondequoit								
	6	325	106	167	18	2	0	32
	31	284	109	138	12	2	0	23
	64	295	112	126	24	2	0	31
Irondequoit		<u>904</u>	<u>327</u>	<u>431</u>	<u>54</u>	<u>6</u>	<u>0</u>	<u>86</u>
TOWNS		<u>2,459</u>	<u>1,042</u>	<u>995</u>	<u>143</u>	<u>15</u>	<u>0</u>	<u>264</u>
GRAND TOTAL:		<u><u>5,308</u></u>	<u><u>2,072</u></u>	<u><u>2,462</u></u>	<u><u>273</u></u>	<u><u>50</u></u>	<u><u>2</u></u>	<u><u>449</u></u>

COUNTY LEGISLATOR
27TH DISTRICT
4 YEAR TERM

LEGISLATIVE DISTRICT OR TOWN	ELECTION DISTRICT	TOTAL VOTERS	H. TODD BULLARD DEM	SCATTER	BLANK AND VOID
Leg. Dist. 27					
	1	233	142	0	91
	2	227	170	0	57
	3 /24/25	202	144	0	58
	4	277	195	0	82
	5	294	221	0	73
	6	212	126	0	86
	7	232	164	0	68
	8	195	136	0	59
	9	250	200	0	50
	10	212	142	0	70
	11	236	156	1	79
	12	218	156	0	62
	13	197	156	0	41
	14	167	121	0	46
	15	204	148	0	56
	16	254	204	0	50
	17	104	63	0	41
	18	130	107	0	23
	19	218	164	0	54
	20	157	112	0	45
	21	120	84	0	36
	22	138	98	0	40
	23	139	111	0	28
	27	121	56	0	65
	28	182	123	0	59
	29	120	69	0	51
GRAND TOTAL:		5,039	3,568	1	1,470

COUNTY LEGISLATOR
28TH DISTRICT
4 YEAR TERM

LEGISLATIVE DISTRICT OR TOWN	ELECTION DISTRICT	TOTAL VOTERS	JIM ROOSE REP	CARLA M. PALUMBO DEM	CARLA M. PALUMBO IND	JIM ROOSE CON	CARLA M. PALUMBO WOR	SCATTER	BLANK AND VOID
Leg. Dist. 28	1/19	150	46	78	3	6	2	0	15
	2	202	70	102	2	11	3	0	14
	3	145	40	78	5	6	6	0	10
	4	237	103	98	7	12	2	0	15
	5	168	73	63	7	10	0	0	15
	6	170	72	75	1	7	0	0	15
	7	217	101	91	2	9	1	0	13
	8	187	74	60	3	13	2	0	35
	9	171	77	64	5	10	3	0	12
	10	110	43	50	4	4	3	0	6
	11	138	50	61	6	7	6	0	8
	12	90	21	50	4	5	0	0	10
	13	193	58	96	6	18	4	0	11
	14	166	64	78	4	7	4	0	9
	15	100	49	38	3	9	1	0	0
	16	168	70	74	4	10	3	0	7
	17	157	65	60	6	11	3	0	12
	18	158	44	93	5	4	0	0	12
	21	224	87	106	6	12	3	0	10
	22	101	40	48	4	0	3	0	6
	23	242	75	128	7	11	5	0	16
GRAND TOTAL:		<u>3,494</u>	<u>1,322</u>	<u>1,591</u>	<u>94</u>	<u>182</u>	<u>54</u>	<u>0</u>	<u>251</u>

COUNTY LEGISLATOR
29TH DISTRICT
4 YEAR TERM

LEGISLATIVE DISTRICT OR TOWN	ELECTION DISTRICT	TOTAL VOTERS	LUIS RIVERA REP	JOSE A. CRUZ DEM	JOSE A. CRUZ IND	JOSE A. CRUZ LIB	JOSE A. CRUZ WOR	SCATTER	BLANK AND VOID
Leg. Dist. 29									
	1	54	10	35	4	0	0	0	5
	2	38	5	27	0	1	0	0	5
	3	122	28	68	0	1	1	0	24
	4	196	47	105	1	0	3	0	40
	5	264	75	131	8	3	1	0	46
	6/7	196	65	95	1	1	1	0	33
	8	243	58	127	6	4	2	0	46
	9	176	47	88	7	0	1	0	33
	10	155	18	98	4	0	4	0	31
	11	149	41	79	2	0	1	0	26
	12	223	43	132	8	1	4	0	35
	13	139	21	93	4	0	2	0	19
	14/15/17	164	42	84	3	0	0	0	35
	16	64	13	36	0	0	1	0	14
	18	179	61	80	5	2	0	1	30
	19	127	35	65	4	1	2	0	20
	20	205	32	140	1	2	2	0	28
	21	197	38	119	5	2	0	0	33
	22	128	14	92	2	1	4	0	15
	23	204	24	119	9	2	1	0	49
	24	216	48	111	9	1	5	0	42
	25	213	57	101	3	2	1	0	49
	26	188	24	125	5	2	4	0	28
GRAND TOTAL:		<u>3,840</u>	<u>846</u>	<u>2,150</u>	<u>91</u>	<u>26</u>	<u>40</u>	<u>1</u>	<u>686</u>

MAYOR
CITY OF ROCHESTER
SUMMARY

LEGISLATIVE DISTRICT OR TOWN	TOTAL VOTERS	LUIS A. PEREZ REP	WILLIAM A. JOHNSON, JR. DEM	LUIS A. PEREZ CON	SCATTER	BLANK AND VOID
Leg. Dist. 06	1,391	415	828	66	0	82
Leg. Dist. 07	744	228	445	22	0	49
Leg. Dist. 21	4,794	1,009	3,480	113	5	187
Leg. Dist. 22	2,510	331	2,018	48	0	113
Leg. Dist. 23	5,160	987	3,889	121	3	160
Leg. Dist. 24	3,295	647	2,427	73	0	148
Leg. Dist. 25	3,568	338	3,031	64	1	134
Leg. Dist. 26	2,849	761	1,836	101	4	147
Leg. Dist. 27	5,039	595	4,232	98	0	114
Leg. Dist. 28	3,494	917	2,206	121	1	249
Leg. Dist. 29	3,840	772	2,729	92	0	247
 GRAND TOTAL:	 <u>36,684</u>	 <u>7,000</u>	 <u>27,121</u>	 <u>919</u>	 <u>14</u>	 <u>1,630</u>

MAYOR
CITY OF ROCHESTER
DETAIL

LEGISLATIVE DISTRICT OR TOWN	ELECTION DISTRICT	TOTAL VOTERS	LUIS A. PEREZ	WILLIAM A. JOHNSON, JR.	LUIS A. PEREZ	SCATTER	BLANK AND VOID
			REP	DEM	CON		
Leg. Dist. 06							
	1	365	111	216	15	0	23
	2	150	41	83	11	0	15
	3	217	88	101	16	0	12
	4	212	50	142	9	0	11
	5	233	60	152	13	0	8
	6	214	65	134	2	0	13
Leg. Dist. 06		1,391	415	828	66	0	82
Leg. Dist. 07							
	1	322	98	196	10	0	18
	2	248	68	151	5	0	24
	3	174	62	98	7	0	7
Leg. Dist. 07		744	228	445	22	0	49
Leg. Dist. 21							
	1	247	54	174	9	4	6
	2	191	36	147	5	0	3
	3	126	20	96	4	0	6
	4	198	46	125	7	0	20
	5	143	29	104	3	0	7
	6	157	31	114	1	0	11
	7	307	80	203	9	0	15
	8	208	45	154	5	0	4
	9	160	37	115	4	0	4
	10	296	64	221	0	0	11
	11	176	37	129	2	0	8
	12	292	63	199	15	0	15
	13	64	3	55	2	0	4
	14	246	58	169	8	0	11
	15	135	40	83	5	1	6
	16	120	25	87	3	0	5
	17	233	59	162	5	0	7
	18	158	34	120	2	0	2
	19	134	20	110	0	0	4
	20	190	46	135	5	0	4
	21	121	28	89	2	0	2
	22/28	181	28	141	4	0	8
	23	53	15	36	0	0	2
	24	308	66	219	6	0	17
	25	109	16	90	3	0	0
	26	141	16	121	2	0	2
	27	100	13	82	2	0	3
Leg. Dist. 21		4,794	1,009	3,480	113	5	187

MAYOR
CITY OF ROCHESTER
DETAIL

LEGISLATIVE DISTRICT OR TOWN	ELECTION DISTRICT	TOTAL VOTERS	LUIS A. PEREZ	WILLIAM A. JOHNSON, JR.	LUIS A. PEREZ	SCATTER	BLANK AND VOID
			REP	DEM	CON		
Leg. Dist. 22	1/25	221	46	163	4	0	8
	2	52	2	44	1	0	5
	3	143	35	101	3	0	4
	4	84	7	69	1	0	7
	5	139	24	108	5	0	2
	6	109	4	96	2	0	7
	7	78	2	67	1	0	8
	8	126	19	97	3	0	7
	9	92	9	78	3	0	2
	10	112	7	98	3	0	4
	11	137	20	108	2	0	7
	12	78	6	68	0	0	4
	13	54	2	49	0	0	3
	14	144	25	108	2	0	9
	15	118	11	103	2	0	2
	16	59	0	50	1	0	8
	17	54	8	45	0	0	1
	18	72	8	56	3	0	5
	19	82	8	73	0	0	1
	20	104	9	92	1	0	2
	21	130	25	99	3	0	3
	22	140	27	101	5	0	7
	23	87	9	73	2	0	3
	24	70	16	49	1	0	4
	26	25	2	23	0	0	0
Leg. Dist. 22		2,510	331	2,018	48	0	113
Leg. Dist. 23	1	145	27	112	4	0	2
	2	182	31	139	4	0	8
	3	130	30	87	6	0	7
	4	214	28	174	6	1	5
	5	193	48	135	3	1	6
	6	130	36	90	3	0	1
	7	186	24	158	2	0	2
	8	169	23	136	4	0	6
	9	112	20	90	1	0	1
	10	152	16	129	2	0	5
	11	214	26	178	5	0	5
	12	274	44	225	1	0	4
	13	268	65	188	8	0	7
	14	140	26	108	2	0	4
	15	93	20	64	3	0	6

MAYOR
CITY OF ROCHESTER
DETAIL

LEGISLATIVE DISTRICT OR TOWN	ELECTION DISTRICT	TOTAL VOTERS	LUIS A. PEREZ	WILLIAM A. JOHNSON, JR.	LUIS A. PEREZ	SCATTER	BLANK AND VOID
			REP	DEM	CON		
Leg. Dist. 23	16	147	35	106	1	0	5
	17	247	53	176	6	0	12
	18	156	49	99	6	0	2
	19	227	68	137	7	0	15
	20	252	40	200	5	0	7
	21	209	35	163	6	0	5
	22	182	23	148	2	1	8
	23	91	13	71	4	0	3
	24	253	58	177	8	0	10
	25	308	50	241	7	0	10
	26	315	58	242	8	0	7
	27	171	41	116	7	0	7
Leg. Dist. 23		5,160	987	3,889	121	3	160
Leg. Dist. 24	1	274	26	240	2	0	6
	2	217	24	181	4	0	8
	3	224	40	168	5	0	11
	4	220	54	153	3	0	10
	5	180	39	126	6	0	9
	6	138	35	93	5	0	5
	7	170	57	101	5	0	7
	8	190	43	130	8	0	9
	9	148	40	94	6	0	8
	10	37	7	24	1	0	5
	11	205	43	146	5	0	11
	12	130	34	85	0	0	11
	13	180	29	142	4	0	5
	14	202	29	159	2	0	12
	15	203	39	141	8	0	15
	16	194	41	147	2	0	4
	17	54	11	38	3	0	2
	18	95	26	63	2	0	4
	19	234	30	196	2	0	6
Leg. Dist. 24		3,295	647	2,427	73	0	148
Leg. Dist. 25	1	307	33	261	7	0	6
	2	163	10	145	2	0	6
	3	274	25	239	5	0	5
	4	64	2	54	1	0	7
	5	142	4	134	1	0	3
	6	189	32	141	4	1	11
	7	191	10	174	2	0	5

MAYOR
CITY OF ROCHESTER
DETAIL

LEGISLATIVE DISTRICT OR TOWN	ELECTION DISTRICT	TOTAL VOTERS	LUIS A. PEREZ	WILLIAM A. JOHNSON, JR.	LUIS A. PEREZ	SCATTER	BLANK AND VOID
			REP	DEM	CON		
Leg. Dist. 25	8	241	6	230	2	0	3
	9	138	6	131	0	0	1
	10	210	17	188	2	0	3
	11	156	5	143	1	0	7
	12	210	33	163	6	0	8
	13	171	1	163	2	0	5
	14	236	32	186	10	0	8
	15	154	2	145	0	0	7
	16	83	29	46	4	0	4
	17	121	2	111	1	0	7
	18	10	3	6	0	0	1
	19	217	44	151	7	0	15
	20	195	31	139	4	0	21
	21	96	11	81	3	0	1
Leg. Dist. 25		3,568	338	3,031	64	1	134
Leg. Dist. 26	1	161	38	109	3	0	11
	2	117	23	82	2	0	10
	3	237	80	131	15	1	10
	4	194	56	112	10	0	16
	5	187	57	121	4	1	4
	6/7	204	63	125	5	0	11
	8	204	42	142	5	2	13
	9	226	54	154	9	0	9
	10	163	30	122	7	0	4
	11	243	85	134	6	0	18
	12	344	71	239	11	0	23
	14	172	60	100	9	0	3
	15	208	50	138	11	0	9
	16	186	52	125	3	0	6
	17	3	0	2	1	0	0
Leg. Dist. 26		2,849	761	1,836	101	4	147
Leg. Dist. 27	1	233	33	189	4	0	7
	2	227	28	189	5	0	5
	3/24/25	202	33	160	6	0	3
	4	277	42	221	7	0	7
	5	294	33	252	1	0	8
	6	212	42	155	7	0	8
	7	232	30	194	4	0	4
	8	195	27	162	5	0	1
	9	250	26	219	2	0	3

MAYOR
CITY OF ROCHESTER
DETAIL

LEGISLATIVE DISTRICT OR TOWN	ELECTION DISTRICT	TOTAL VOTERS	LUIS A. PEREZ REP	WILLIAM A. JOHNSON, JR. DEM	LUIS A. PEREZ CON	SCATTER	BLANK AND VOID
Leg. Dist. 27	10	212	24	180	3	0	5
	11	236	37	187	7	0	5
	12	218	16	192	3	0	7
	13	197	12	179	1	0	5
	14	167	11	149	3	0	4
	15	204	14	183	3	0	4
	16	254	23	223	4	0	4
	17	104	23	75	2	0	4
	18	130	15	111	2	0	2
	19	218	15	197	4	0	2
	20	157	10	140	4	0	3
	21	120	13	99	6	0	2
	22	138	8	125	2	0	3
	23	139	10	125	0	0	4
	27	121	27	87	2	0	5
	28	182	16	153	6	0	7
	29	120	27	86	5	0	2
Leg. Dist. 27		5,039	595	4,232	98	0	114
Leg. Dist. 28	1/19	150	42	97	5	0	6
	2	202	53	128	10	0	11
	3	145	24	106	5	0	10
	4	237	51	157	8	0	21
	5	168	55	89	5	0	19
	6	170	50	95	4	0	21
	7	217	56	139	7	0	15
	8	187	52	105	8	0	22
	9	171	52	100	5	0	14
	10	110	31	73	4	0	2
	11	138	40	87	4	0	7
	12	90	17	65	2	0	6
	13	193	44	130	6	0	13
	14	166	36	109	7	0	14
	15	100	41	42	7	0	10
	16	168	35	113	7	0	13
	17	157	51	91	5	0	10
	18	158	40	111	4	0	3
	21	224	53	141	11	1	18
	22	101	25	72	1	0	3
	23	242	69	156	6	0	11
Leg. Dist. 28		3,494	917	2,206	121	1	249
Leg. Dist. 29							

MAYOR
CITY OF ROCHESTER
DETAIL

LEGISLATIVE DISTRICT OR TOWN	ELECTION DISTRICT	TOTAL VOTERS	LUIS A. PEREZ REP	WILLIAM A. JOHNSON, JR. DEM	LUIS A. PEREZ CON	SCATTER	BLANK AND VOID
Leg. Dist. 29	1	54	12	41	0	0	1
	2	38	6	29	0	0	3
	3	122	19	91	5	0	7
	4	196	42	136	2	0	16
	5	264	71	177	6	0	10
	6/7	196	48	130	5	0	13
	8	243	55	167	3	0	18
	9	176	42	120	6	0	8
	10	155	17	125	4	0	9
	11	149	33	104	2	0	10
	12	223	39	164	9	0	11
	13	139	24	107	1	0	7
	14/15/17	164	32	114	5	0	13
	16	64	5	52	2	0	5
	18	179	47	116	5	0	11
	19	127	28	90	3	0	6
	20	205	29	163	2	0	11
	21	197	37	141	9	0	10
	22	128	16	101	2	0	9
	23	204	31	141	6	0	26
	24	216	60	140	6	0	10
	25	213	59	127	2	0	25
	26	188	20	153	7	0	8
Leg. Dist. 29		3,840	772	2,729	92	0	247
GRAND TOTAL:		36,684	7,000	27,121	919	14	1,630

CITY COURT JUDGE
SUMMARY

LEGISLATIVE DISTRICT OR TOWN	TOTAL VOTERS	MELCHOR E. CASTRO DEM	SCATTER	BLANK AND VOID
Leg. Dist. 06	1,391	622	0	769
Leg. Dist. 07	744	346	0	398
Leg. Dist. 21	4,794	2,911	1	1,882
Leg. Dist. 22	2,510	1,757	0	753
Leg. Dist. 23	5,160	3,232	1	1,927
Leg. Dist. 24	3,295	1,993	2	1,300
Leg. Dist. 25	3,568	2,503	1	1,064
Leg. Dist. 26	2,849	1,537	3	1,309
Leg. Dist. 27	5,039	3,542	0	1,497
Leg. Dist. 28	3,494	1,836	2	1,656
Leg. Dist. 29	3,840	2,153	2	1,685
GRAND TOTAL:	<u>36,684</u>	<u>22,432</u>	<u>12</u>	<u>14,240</u>

CITY COURT JUDGE
DETAIL

<u>LEGISLATIVE DISTRICT OR TOWN</u>	<u>ELECTION DISTRICT</u>	<u>TOTAL VOTERS</u>	MELCHOR E. CASTRO <u>DEM</u>	<u>SCATTER</u>	<u>BLANK AND VOID</u>
Leg. Dist. 06	1	365	161	0	204
	2	150	76	0	74
	3	217	87	0	130
	4	212	92	0	120
	5	233	106	0	127
	6	214	100	0	114
Leg. Dist. 06		1,391	622	0	769
Leg. Dist. 07	1	322	142	0	180
	2	248	127	0	121
	3	174	77	0	97
Leg. Dist. 07		744	346	0	398
Leg. Dist. 21	1	247	150	1	96
	2	191	117	0	74
	3	126	77	0	49
	4	198	110	0	88
	5	143	91	0	52
	6	157	93	0	64
	7	307	166	0	141
	8	208	125	0	83
	9	160	101	0	59
	10	296	161	0	135
	11	176	115	0	61
	12	292	168	0	124
	13	64	49	0	15
	14	246	137	0	109
	15	135	74	0	61
	16	120	75	0	45
	17	233	145	0	88
	18	158	105	0	53
	19	134	95	0	39
	20	190	107	0	83
	21	121	78	0	43
	22/28	181	118	0	63
	23	53	41	0	12
	24	308	162	0	146
	25	109	73	0	36
	26	141	107	0	34
	27	100	71	0	29
Leg. Dist. 21		4,794	2,911	1	1,882

CITY COURT JUDGE
DETAIL

<u>LEGISLATIVE DISTRICT OR TOWN</u>	<u>ELECTION DISTRICT</u>	<u>TOTAL VOTERS</u>	MELCHOR E. CASTRO <u>DEM</u>	<u>SCATTER</u>	<u>BLANK AND VOID</u>
Leg. Dist. 22	1/25	221	135	0	86
	2	52	34	0	18
	3	143	94	0	49
	4	84	60	0	24
	5	139	97	0	42
	6	109	76	0	33
	7	78	57	0	21
	8	126	93	0	33
	9	92	66	0	26
	10	112	83	0	29
	11	137	95	0	42
	12	78	58	0	20
	13	54	40	0	14
	14	144	101	0	43
	15	118	86	0	32
	16	59	43	0	16
	17	54	38	0	16
	18	72	47	0	25
	19	82	61	0	21
	20	104	78	0	26
	21	130	97	0	33
	22	140	93	0	47
	23	87	65	0	22
	24	70	42	0	28
	26	25	18	0	7
Leg. Dist. 22		<u>2,510</u>	<u>1,757</u>	<u>0</u>	<u>753</u>
Leg. Dist. 23	1	145	89	0	56
	2	182	117	0	65
	3	130	77	0	53
	4	214	147	0	67
	5	193	129	0	64
	6	130	78	0	52
	7	186	129	0	57
	8	169	115	0	54
	9	112	78	0	34
	10	152	108	0	44
	11	214	145	0	69
	12	274	178	0	96
	13	268	157	0	111
	14	140	98	0	42
	15	93	59	0	34

CITY COURT JUDGE
DETAIL

<u>LEGISLATIVE DISTRICT OR TOWN</u>	<u>ELECTION DISTRICT</u>	<u>TOTAL VOTERS</u>	MELCHOR E. CASTRO <u>DEM</u>	<u>SCATTER</u>	<u>BLANK AND VOID</u>
Leg. Dist. 23	16	147	89	0	58
	17	247	140	0	107
	18	156	81	0	75
	19	227	108	0	119
	20	252	166	0	86
	21	209	144	1	64
	22	182	117	0	65
	23	91	61	0	30
	24	253	147	0	106
	25	308	213	0	95
	26	315	187	0	128
	27	171	75	0	96
Leg. Dist. 23		5,160	3,232	1	1,927
Leg. Dist. 24	1	274	191	0	83
	2	217	143	0	74
	3	224	133	0	91
	4	220	134	0	86
	5	180	103	0	77
	6	138	72	1	65
	7	170	96	0	74
	8	190	115	0	75
	9	148	81	0	67
	10	37	19	0	18
	11	205	102	0	103
	12	130	68	0	62
	13	180	115	0	65
	14	202	131	1	70
	15	203	117	0	86
	16	194	124	0	70
	17	54	30	0	24
	18	95	59	0	36
	19	234	160	0	74
Leg. Dist. 24		3,295	1,993	2	1,300
Leg. Dist. 25	1	307	232	0	75
	2	163	112	0	51
	3	274	184	0	90
	4	64	42	0	22
	5	142	112	0	30
	6	189	109	1	79
	7	191	128	0	63

CITY COURT JUDGE
DETAIL

<u>LEGISLATIVE DISTRICT OR TOWN</u>	<u>ELECTION DISTRICT</u>	<u>TOTAL VOTERS</u>	MELCHOR E. CASTRO <u>DEM</u>	<u>SCATTER</u>	<u>BLANK AND VOID</u>
Leg. Dist. 25	8	241	193	0	48
	9	138	112	0	26
	10	210	161	0	49
	11	156	119	0	37
	12	210	131	0	79
	13	171	139	0	32
	14	236	168	0	68
	15	154	107	0	47
	16	83	46	0	37
	17	121	95	0	26
	18	10	6	0	4
	19	217	124	0	93
	20	195	116	0	79
	21	96	67	0	29
Leg. Dist. 25		3,568	2,503	1	1,064
Leg. Dist. 26	1	161	88	0	73
	2	117	68	0	49
	3	237	113	0	124
	4	194	78	0	116
	5	187	102	1	84
	6/7	204	114	0	90
	8	204	115	0	89
	9	226	122	0	104
	10	163	96	0	67
	11	243	110	0	133
	12	344	209	1	134
	14	172	89	1	82
	15	208	129	0	79
	16	186	102	0	84
	17	3	2	0	1
Leg. Dist. 26		2,849	1,537	3	1,309
Leg. Dist. 27	1	233	150	0	83
	2	227	166	0	61
	3/24/25	202	142	0	60
	4	277	195	0	82
	5	294	216	0	78
	6	212	128	0	84
	7	232	167	0	65
	8	195	129	0	66
	9	250	193	0	57

CITY COURT JUDGE
DETAIL

<u>LEGISLATIVE DISTRICT OR TOWN</u>	<u>ELECTION DISTRICT</u>	<u>TOTAL VOTERS</u>	MELCHOR E. CASTRO <u>DEM</u>	<u>SCATTER</u>	<u>BLANK AND VOID</u>
Leg. Dist. 27					
	10	212	146	0	66
	11	236	151	0	85
	12	218	160	0	58
	13	197	151	0	46
	14	167	124	0	43
	15	204	142	0	62
	16	254	186	0	68
	17	104	57	0	47
	18	130	99	0	31
	19	218	162	0	56
	20	157	111	0	46
	21	120	84	0	36
	22	138	106	0	32
	23	139	107	0	32
	27	121	67	0	54
	28	182	124	0	58
	29	120	79	0	41
Leg. Dist. 27		<u>5,039</u>	<u>3,542</u>	<u>0</u>	<u>1,497</u>
Leg. Dist. 28					
	1/19	150	91	0	59
	2	202	106	0	96
	3	145	83	0	62
	4	237	124	0	113
	5	168	69	1	98
	6	170	89	0	81
	7	217	105	0	112
	8	187	77	0	110
	9	171	72	0	99
	10	110	58	0	52
	11	138	73	0	65
	12	90	58	0	32
	13	193	114	0	79
	14	166	97	0	69
	15	100	45	0	55
	16	168	82	0	86
	17	157	78	0	79
	18	158	94	0	64
	21	224	113	1	110
	22	101	67	0	34
	23	242	141	0	101
Leg. Dist. 28		<u>3,494</u>	<u>1,836</u>	<u>2</u>	<u>1,656</u>
Leg. Dist. 29					

CITY COURT JUDGE
DETAIL

<u>LEGISLATIVE DISTRICT OR TOWN</u>	<u>ELECTION DISTRICT</u>	<u>TOTAL VOTERS</u>	MELCHOR E. CASTRO <u>DEM</u>	<u>SCATTER</u>	<u>BLANK AND VOID</u>
Leg. Dist. 29					
	1	54	33	0	21
	2	38	29	0	9
	3	122	78	0	44
	4	196	13	0	183
	5	264	126	0	138
	6/7	196	101	0	95
	8	243	138	1	104
	9	176	93	0	83
	10	155	99	0	56
	11	149	87	0	62
	12	223	138	0	85
	13	139	98	0	41
	14/15/17	164	96	0	68
	16	64	41	0	23
	18	179	94	1	84
	19	127	73	0	54
	20	205	144	0	61
	21	197	113	0	84
	22	128	94	0	34
	23	204	103	0	101
	24	216	122	0	94
	25	213	106	0	107
	26	188	134	0	54
Leg. Dist. 29		3,840	2,153	2	1,685
GRAND TOTAL:		36,684	22,432	12	14,240

ROCHESTER CITY COUNCIL - AT LARGE
(VOTE FOR 5)
SUMMARY- PART 1 OF 3

LEGISLATIVE DISTRICT OR TOWN	TOTAL VOTERS	CHRISTOPHER S. TILLET	MARION L. MILES	JEROME L. WILSON	LUIS R. ZAMOT	MICHAEL P. MCMANUS	GLADYS SANTIAGO
		REP	REP	REP	REP	REP	DEM
Leg. Dist. 06	6,955	575	520	508	496	574	521
Leg. Dist. 07	3,720	273	269	244	231	244	310
Leg. Dist. 21	23,970	1,224	1,111	1,133	1,099	1,163	2,770
Leg. Dist. 22	12,550	206	221	248	230	210	1,872
Leg. Dist. 23	25,800	1,389	1,230	1,248	1,215	1,308	2,882
Leg. Dist. 24	16,475	811	768	758	731	807	1,786
Leg. Dist. 25	17,840	370	385	417	335	345	2,533
Leg. Dist. 26	14,245	1,055	865	852	807	951	1,296
Leg. Dist. 27	25,195	681	702	702	662	723	3,531
Leg. Dist. 28	17,470	968	907	903	872	946	1,802
Leg. Dist. 29	19,200	865	790	805	754	800	2,246
GRAND TOTAL:	183,420	8,417	7,768	7,818	7,432	8,071	21,549

ROCHESTER CITY COUNCIL - AT LARGE
(VOTE FOR 5)
SUMMARY - PART 2 OF 3

LEGISLATIVE DISTRICT OR TOWN	TOTAL VOTERS	TIM O. MAINS	NANCY K. GRISWOLD	WADE S. NORWOOD	BRIAN F. CURRAN	JESSE J. LENNEY
		DEM	DEM	DEM	DEM	GRE
Leg. Dist. 06	6,955	580	580	525	573	24
Leg. Dist. 07	3,720	323	317	303	341	15
Leg. Dist. 21	23,970	2,862	2,794	2,743	2,795	128
Leg. Dist. 22	12,550	1,719	1,710	1,809	1,700	20
Leg. Dist. 23	25,800	3,188	3,090	2,913	3,035	216
Leg. Dist. 24	16,475	1,953	1,847	1,810	1,868	164
Leg. Dist. 25	17,840	2,506	2,432	2,614	2,460	79
Leg. Dist. 26	14,245	1,466	1,414	1,366	1,405	44
Leg. Dist. 27	25,195	3,508	3,410	3,755	3,450	74
Leg. Dist. 28	17,470	1,773	1,765	1,716	1,725	36
Leg. Dist. 29	19,200	2,191	2,174	2,212	2,176	43
GRAND TOTAL:	183,420	22,069	21,533	21,766	21,528	843

ROCHESTER CITY COUNCIL - AT LARGE
(VOTE FOR 5)
SUMMARY - PART 3 OF 3

LEGISLATIVE DISTRICT OR TOWN	TOTAL VOTERS	SUSAN E. MIHALYI GRE	RONALD R. RING GRE	BONNIE G. CANNAN GRE	SCATTER	BLANK AND VOID
Leg. Dist. 06	6,955	21	16	25	0	1,417
Leg. Dist. 07	3,720	17	13	16	0	804
Leg. Dist. 21	23,970	147	121	148	1	3,731
Leg. Dist. 22	12,550	24	25	21	0	2,535
Leg. Dist. 23	25,800	238	194	248	1	3,405
Leg. Dist. 24	16,475	188	148	196	1	2,639
Leg. Dist. 25	17,840	89	71	84	0	3,120
Leg. Dist. 26	14,245	54	35	64	6	2,565
Leg. Dist. 27	25,195	84	72	92	1	3,748
Leg. Dist. 28	17,470	58	38	53	0	3,908
Leg. Dist. 29	19,200	40	40	55	0	4,009
GRAND TOTAL:	<u><u>183,420</u></u>	<u><u>960</u></u>	<u><u>773</u></u>	<u><u>1,002</u></u>	<u><u>10</u></u>	<u><u>31,881</u></u>

ROCHESTER CITY COUNCIL - AT LARGE
(VOTE FOR 5)
DETAIL - PART 1 OF 3

LEGISLATIVE DISTRICT OR TOWN	ELECTION DISTRICT	TOTAL VOTERS	CHRISTOPHER S. TILLET	MARION L. MILES	JEROME L. WILSON	LUIS R. ZAMOT	MICHAEL P. MCMANUS	GLADYS SANTIAGO
			REP	REP	REP	REP	REP	DEM
Leg. Dist. 06								
	1	1,825	135	127	118	113	145	137
	2	750	62	58	52	57	55	62
	3	1,085	105	93	95	92	106	57
	4	1,060	94	83	85	78	86	79
	5	1,165	97	88	84	83	99	90
	6	1,070	82	71	74	73	83	96
Leg. Dist. 06		6,955	575	520	508	496	574	521
Leg. Dist. 07								
	1	1,610	133	126	115	107	107	111
	2	1,240	62	68	65	59	64	132
	3	870	78	75	64	65	73	67
Leg. Dist. 07		3,720	273	269	244	231	244	310
Leg. Dist. 21								
	1	1,235	68	56	63	68	76	135
	2	955	53	45	50	46	42	109
	3	630	36	34	31	32	33	72
	4	990	53	46	45	50	52	112
	5	715	36	29	30	29	33	85
	6	785	34	29	31	32	30	87
	7	1,535	108	91	100	93	98	147
	8	1,040	51	46	41	44	46	141
	9	800	50	41	44	42	55	82
	10	1,480	112	101	111	98	90	143
	11	880	38	42	44	35	38	106
	12	1,460	83	77	73	75	82	154
	13	320	4	4	6	4	5	43
	14	1,230	67	61	60	61	67	116
	15	675	46	40	35	40	36	70
	16	600	30	32	31	35	41	66
	17	1,165	56	59	58	54	55	147
	18	790	24	24	26	25	22	115
	19	670	17	15	22	12	15	92
	20	950	64	59	50	50	64	95
	21	605	38	28	30	28	26	77
	22/28	905	27	28	28	26	27	119
	23	265	10	9	10	9	11	40
	24	1,540	77	71	73	75	84	166

ROCHESTER CITY COUNCIL - AT LARGE
(VOTE FOR 5)
DETAIL - PART 1 OF 3

LEGISLATIVE DISTRICT OR TOWN	ELECTION DISTRICT	TOTAL VOTERS	CHRISTOPHER S. TILLET	MARION L. MILES	JEROME L. WILSON	LUIS R. ZAMOT	MICHAEL P. MCMANUS	GLADYS SANTIAGO
			REP	REP	REP	REP	REP	DEM
Leg. Dist. 21								
	25	545	17	20	17	16	16	76
	26	705	13	13	15	11	8	107
	27	500	12	11	9	9	11	68
Leg. Dist. 21		23,970	1,224	1,111	1,133	1,099	1,163	2,770
Leg. Dist. 22								
	1/25	1,105	37	33	37	38	30	146
	2	260	4	3	2	4	3	37
	3	715	12	13	11	19	18	109
	4	420	4	4	5	3	5	66
	5	695	13	11	19	16	11	107
	6	545	4	2	4	3	3	87
	7	390	1	1	4	1	1	60
	8	630	16	18	17	15	15	90
	9	460	5	8	8	8	6	69
	10	560	8	6	10	8	6	83
	11	685	12	19	18	13	14	101
	12	390	0	3	2	3	2	62
	13	270	1	1	4	3	3	40
	14	720	14	15	14	13	17	105
	15	590	5	5	7	6	7	92
	16	295	6	6	5	5	6	40
	17	270	7	7	7	8	6	39
	18	360	3	4	6	4	2	54
	19	410	6	6	9	4	4	68
	20	520	7	9	9	7	7	81
	21	650	10	14	14	14	10	107
	22	700	19	18	22	22	16	95
	23	435	3	5	6	6	8	69
	24	350	7	7	5	6	9	47
	26	125	2	3	3	1	1	18
Leg. Dist. 22		12,550	206	221	248	230	210	1,872
Leg. Dist. 23								
	1	725	45	34	37	31	36	81
	2	910	41	40	40	36	35	111
	3	650	27	28	28	25	34	69
	4	1,070	51	42	45	48	50	121
	5	965	47	47	53	44	43	103

ROCHESTER CITY COUNCIL - AT LARGE
(VOTE FOR 5)
DETAIL - PART 1 OF 3

LEGISLATIVE DISTRICT OR TOWN	ELECTION DISTRICT	TOTAL VOTERS	CHRISTOPHER S. TILLET	MARION L. MILES	JEROME L. WILSON	LUIS R. ZAMOT	MICHAEL P. MCMANUS	GLADYS SANTIAGO
			REP	REP	REP	REP	REP	DEM
Leg. Dist. 23								
	6	650	37	34	34	35	36	73
	7	930	41	31	36	36	37	113
	8	845	39	38	34	36	34	99
	9	560	34	26	27	28	28	64
	10	760	30	24	28	28	22	98
	11	1,070	42	36	40	38	39	129
	12	1,370	67	60	59	68	63	168
	13	1,340	87	76	70	73	78	136
	14	700	31	28	26	23	25	78
	15	465	22	20	17	20	14	54
	16	735	43	33	41	36	37	71
	17	1,235	84	69	71	66	84	128
	18	780	53	54	52	51	61	81
	19	1,135	83	78	77	72	91	109
	20	1,260	55	53	51	49	56	158
	21	1,045	54	42	51	45	41	116
	22	910	46	39	42	34	40	104
	23	455	19	18	16	18	18	54
	24	1,265	74	71	65	69	78	138
	25	1,540	89	73	71	73	79	171
	26	1,575	90	77	77	78	85	181
	27	855	58	59	60	55	64	74
Leg. Dist. 23		25,800	1,389	1,230	1,248	1,215	1,308	2,882
Leg. Dist. 24								
	1	1,370	48	45	42	43	43	188
	2	1,085	42	42	43	40	45	123
	3	1,120	52	46	47	45	57	126
	4	1,100	51	47	54	45	54	127
	5	900	52	52	52	53	59	84
	6	690	46	46	44	41	40	61
	7	850	63	59	52	53	60	76
	8	950	61	53	50	55	58	95
	9	740	46	40	39	38	46	64
	10	185	14	11	11	10	7	15
	11	1,025	46	51	51	43	46	110
	12	650	30	29	35	26	33	72
	13	900	44	40	38	36	35	98
	14	1,010	40	34	36	32	42	120

ROCHESTER CITY COUNCIL - AT LARGE
(VOTE FOR 5)
DETAIL - PART 1 OF 3

LEGISLATIVE DISTRICT OR TOWN	ELECTION DISTRICT	TOTAL VOTERS	CHRISTOPHER S. TILLET	MARION L. MILES	JEROME L. WILSON	LUIS R. ZAMOT	MICHAEL P. MCMANUS	GLADYS SANTIAGO
			REP	REP	REP	REP	REP	DEM
Leg. Dist. 24								
	15	1,015	46	43	45	46	49	107
	16	970	46	46	45	44	50	103
	17	270	15	14	13	14	15	25
	18	475	30	33	27	29	34	49
	19	1,170	39	37	34	38	34	143
Leg. Dist. 24			811	768	758	731	807	1,786
Leg. Dist. 25								
	1	1,535	39	39	38	39	37	219
	2	815	11	9	9	7	7	118
	3	1,370	21	26	28	19	19	198
	4	320	1	2	4	1	2	48
	5	710	3	6	16	3	2	119
	6	945	32	30	28	27	35	119
	7	955	6	9	9	3	8	135
	8	1,205	9	13	16	8	10	198
	9	690	7	7	8	5	5	112
	10	1,050	13	13	15	14	13	167
	11	780	5	6	9	4	3	123
	12	1,050	45	44	43	40	43	127
	13	855	2	5	12	5	3	138
	14	1,180	46	43	40	41	37	146
	15	770	2	4	5	1	3	117
	16	415	38	40	41	36	22	35
	17	605	2	2	5	1	3	96
	18	50	4	3	3	2	3	4
	19	1,085	41	36	43	38	41	132
	20	975	22	29	25	22	29	120
	21	480	21	19	20	19	20	62
Leg. Dist. 25			370	385	417	335	345	2,533
Leg. Dist. 26								
	1	805	59	49	50	45	50	76
	2	585	29	23	26	20	27	65
	3	1,185	102	84	96	87	95	85
	4	970	94	73	73	72	88	63
	5	935	66	56	55	59	65	91
	6/7	1,020	73	56	57	57	62	101
	8	1,020	70	59	59	51	62	109

ROCHESTER CITY COUNCIL - AT LARGE
(VOTE FOR 5)
DETAIL - PART 1 OF 3

LEGISLATIVE DISTRICT OR TOWN	ELECTION DISTRICT	TOTAL VOTERS	CHRISTOPHER S. TILLET	MARION L. MILES	JEROME L. WILSON	LUIS R. ZAMOT	MICHAEL P. MCMANUS	GLADYS SANTIAGO
			REP	REP	REP	REP	REP	DEM
Leg. Dist. 26								
	9	1,130	104	74	73	72	80	96
	10	815	48	44	43	37	48	85
	11	1,215	115	96	83	76	104	78
	12	1,720	98	86	84	82	87	181
	14	860	66	48	48	44	58	81
	15	1,040	65	55	54	49	61	97
	16	930	66	62	51	56	64	86
	17	15	0	0	0	0	0	2
Leg. Dist. 26		<u>14,245</u>	<u>1,055</u>	<u>865</u>	<u>852</u>	<u>807</u>	<u>951</u>	<u>1,296</u>
Leg. Dist. 27								
	1	1,165	42	42	39	42	35	153
	2	1,135	33	30	41	37	40	157
	3/24/25	1,010	27	30	33	31	31	138
	4	1,385	47	43	51	63	57	188
	5	1,470	41	39	33	31	36	209
	6	1,060	39	48	49	46	53	136
	7	1,160	35	35	32	36	45	160
	8	975	31	33	35	27	30	137
	9	1,250	24	19	21	17	18	179
	10	1,060	33	38	29	35	38	137
	11	1,180	48	51	45	49	50	147
	12	1,090	25	23	25	23	25	159
	13	985	16	17	18	10	21	151
	14	835	17	17	16	11	16	123
	15	1,020	19	22	25	16	20	152
	16	1,270	33	32	31	29	23	184
	17	520	24	29	25	23	25	64
	18	650	15	13	12	9	12	106
	19	1,090	18	24	29	20	23	165
	20	785	5	8	7	5	6	118
	21	600	14	15	12	15	15	89
	22	690	8	12	10	7	11	110
	23	695	8	11	10	11	12	104
	27	605	27	25	22	23	29	68
	28	910	17	16	20	16	17	124
	29	600	35	30	32	30	35	73
Leg. Dist. 27		<u>25,195</u>	<u>681</u>	<u>702</u>	<u>702</u>	<u>662</u>	<u>723</u>	<u>3,531</u>

ROCHESTER CITY COUNCIL - AT LARGE
(VOTE FOR 5)
DETAIL - PART 1 OF 3

LEGISLATIVE DISTRICT OR TOWN	ELECTION DISTRICT	TOTAL VOTERS	CHRISTOPHER S. TILLET	MARION L. MILES	JEROME L. WILSON	LUIS R. ZAMOT	MICHAEL P. MCMANUS	GLADYS SANTIAGO
			REP	REP	REP	REP	REP	DEM
Leg. Dist. 28								
	1/19	750	40	34	36	37	42	85
	2	1,010	52	40	46	43	50	110
	3	725	20	19	22	20	25	84
	4	1,185	66	61	60	57	65	119
	5	840	50	49	47	49	51	75
	6	850	43	51	39	39	44	88
	7	1,085	67	69	68	61	72	100
	8	935	43	39	45	37	36	90
	9	855	58	48	52	46	61	78
	10	550	41	40	29	37	36	50
	11	690	35	33	36	34	36	77
	12	450	17	15	20	20	20	58
	13	965	46	51	45	50	56	104
	14	830	43	38	40	34	37	92
	15	500	37	40	39	39	34	42
	16	840	43	42	45	43	44	85
	17	785	47	48	45	45	48	72
	18	790	40	36	35	35	33	96
	21	1,120	92	72	71	66	73	103
	22	505	21	20	25	18	21	63
	23	1,210	67	62	58	62	62	131
Leg. Dist. 28		17,470	968	907	903	872	946	1,802
Leg. Dist. 29								
	1	270	13	13	12	11	12	36
	2	190	0	4	5	3	1	32
	3	610	25	23	25	21	19	71
	4	980	55	46	48	43	48	101
	5	1,320	80	69	73	65	63	127
	6/7	980	59	58	57	49	59	101
	8	1,215	57	53	56	57	55	141
	9	880	43	44	39	37	48	96
	10	775	17	19	15	19	25	109
	11	745	44	43	44	41	42	75
	12	1,115	52	45	45	49	43	136
	13	695	15	14	15	18	13	99
	14/15/17	820	36	39	33	36	38	88
	16	320	6	5	6	5	5	41
	18	895	71	50	64	51	58	82

ROCHESTER CITY COUNCIL - AT LARGE
(VOTE FOR 5)
DETAIL - PART 1 OF 3

LEGISLATIVE DISTRICT OR TOWN	ELECTION DISTRICT	TOTAL VOTERS	CHRISTOPHER S. TILLET	MARION L. MILES	JEROME L. WILSON	LUIS R. ZAMOT	MICHAEL P. MCMANUS	GLADYS SANTIAGO
			REP	REP	REP	REP	REP	DEM
Leg. Dist. 29	19	635	32	33	29	32	35	78
	20	1,025	30	25	31	22	26	144
	21	985	54	36	39	33	43	110
	22	640	13	14	12	12	9	99
	23	1,020	22	22	22	19	25	122
	24	1,080	56	52	45	52	51	121
	25	1,065	69	62	69	65	64	98
	26	940	16	21	21	14	18	139
Leg. Dist. 29		<u>19,200</u>	<u>865</u>	<u>790</u>	<u>805</u>	<u>754</u>	<u>800</u>	<u>2,246</u>
GRAND TOTAL:		<u><u>183,420</u></u>	<u><u>8,417</u></u>	<u><u>7,768</u></u>	<u><u>7,818</u></u>	<u><u>7,432</u></u>	<u><u>8,071</u></u>	<u><u>21,549</u></u>

ROCHESTER CITY COUNCIL - AT LARGE
(VOTE FOR 5)
DETAIL - PART 2 OF 3

LEGISLATIVE DISTRICT OR TOWN	ELECTION DISTRICT	TOTAL VOTERS	TIM O. MAINS	NANCY K. GRISWOLD	WADE S. NORWOOD	BRIAN F. CURRAN	JESSE J. LENNEY
			DEM	DEM	DEM	DEM	GRE
Leg. Dist. 06	1	1,825	155	156	135	148	7
	2	750	65	61	55	59	3
	3	1,085	75	68	58	67	4
	4	1,060	86	85	82	88	3
	5	1,165	104	109	103	110	3
	6	1,070	95	101	92	101	4
Leg. Dist. 06		6,955	580	580	525	573	24
Leg. Dist. 07	1	1,610	134	125	118	134	9
	2	1,240	125	127	126	137	3
	3	870	64	65	59	70	3
Leg. Dist. 07		3,720	323	317	303	341	15
Leg. Dist. 21	1	1,235	145	139	135	134	13
	2	955	122	120	118	115	7
	3	630	72	74	68	76	0
	4	990	108	109	104	112	3
	5	715	92	90	83	88	5
	6	785	84	87	80	82	11
	7	1,535	156	158	148	155	6
	8	1,040	135	137	130	133	3
	9	800	93	82	80	81	9
	10	1,480	158	144	149	153	5
	11	880	104	100	102	108	1
	12	1,460	163	156	153	158	8
	13	320	42	43	38	45	12
	14	1,230	139	138	128	134	8
	15	675	72	71	66	74	0
	16	600	70	67	64	63	2
	17	1,165	144	137	146	141	4
	18	790	103	102	108	103	0
	19	670	96	92	93	92	0
	20	950	103	109	96	103	5
	21	605	80	72	76	78	1
	22 /28	905	117	116	123	114	6
	23	265	39	38	39	38	0
	24	1,540	184	168	150	176	12

ROCHESTER CITY COUNCIL - AT LARGE
(VOTE FOR 5)
DETAIL - PART 2 OF 3

LEGISLATIVE DISTRICT OR TOWN	ELECTION DISTRICT	TOTAL VOTERS	TIM O. MAINS	NANCY K. GRISWOLD	WADE S. NORWOOD	BRIAN F. CURRAN	JESSE J. LENNEY
			DEM	DEM	DEM	DEM	GRE
Leg. Dist. 21							
	25	545	71	73	80	73	2
	26	705	104	100	113	96	2
	27	500	66	72	73	70	3
		<u>23,970</u>	<u>2,862</u>	<u>2,794</u>	<u>2,743</u>	<u>2,795</u>	<u>128</u>
Leg. Dist. 21							
Leg. Dist. 22							
	1 /25	1,105	137	136	143	137	1
	2	260	34	37	39	37	0
	3	715	89	88	84	80	1
	4	420	60	59	60	57	0
	5	695	101	95	105	100	1
	6	545	80	80	85	81	0
	7	390	59	58	62	58	1
	8	630	84	91	88	86	3
	9	460	64	64	67	66	1
	10	560	80	76	83	77	1
	11	685	89	89	99	92	2
	12	390	56	58	59	59	0
	13	270	43	38	42	39	0
	14	720	93	96	101	94	0
	15	590	90	88	96	88	2
	16	295	37	41	43	36	2
	17	270	38	38	38	37	0
	18	360	47	49	51	49	1
	19	410	64	60	66	59	1
	20	520	72	69	84	70	1
	21	650	91	97	99	95	0
	22	700	90	85	90	84	0
	23	435	65	61	67	62	1
	24	350	40	40	40	40	1
	26	125	16	17	18	17	0
		<u>12,550</u>	<u>1,719</u>	<u>1,710</u>	<u>1,809</u>	<u>1,700</u>	<u>20</u>
Leg. Dist. 22							
Leg. Dist. 23							
	1	725	98	91	88	89	3
	2	910	110	116	107	110	15
	3	650	76	66	71	64	14
	4	1,070	148	138	126	138	6
	5	965	105	106	106	106	16

ROCHESTER CITY COUNCIL - AT LARGE
(VOTE FOR 5)
DETAIL - PART 2 OF 3

LEGISLATIVE DISTRICT OR TOWN	ELECTION DISTRICT	TOTAL VOTERS	TIM O. MAINS	NANCY K. GRISWOLD	WADE S. NORWOOD	BRIAN F. CURRAN	JESSE J. LENNEY
			DEM	DEM	DEM	DEM	GRE
Leg. Dist. 23							
	6	650	70	70	66	73	6
	7	930	119	121	120	124	15
	8	845	106	106	105	103	8
	9	560	74	69	62	71	5
	10	760	109	101	94	102	6
	11	1,070	149	137	137	137	9
	12	1,370	179	174	163	186	7
	13	1,340	160	148	132	140	8
	14	700	87	83	85	89	11
	15	465	60	61	55	59	10
	16	735	78	77	79	81	9
	17	1,235	147	139	127	140	2
	18	780	82	84	70	81	5
	19	1,135	116	117	101	106	4
	20	1,260	177	159	166	161	12
	21	1,045	143	129	129	129	4
	22	910	126	110	111	108	5
	23	455	56	61	52	53	9
	24	1,265	141	151	131	138	7
	25	1,540	190	199	185	189	9
	26	1,575	198	197	180	188	7
	27	855	84	80	65	70	4
Leg. Dist. 23		25,800	3,188	3,090	2,913	3,035	216
Leg. Dist. 24							
	1	1,370	202	188	194	198	8
	2	1,085	145	133	132	135	18
	3	1,120	137	134	123	135	11
	4	1,100	140	129	130	131	10
	5	900	101	93	88	90	10
	6	690	71	71	66	74	6
	7	850	82	84	84	76	2
	8	950	109	100	91	105	11
	9	740	74	70	67	71	5
	10	185	14	18	15	14	0
	11	1,025	103	106	101	106	2
	12	650	76	70	72	73	0
	13	900	109	110	111	115	12
	14	1,010	137	112	113	115	21

ROCHESTER CITY COUNCIL - AT LARGE
(VOTE FOR 5)
DETAIL - PART 2 OF 3

LEGISLATIVE DISTRICT OR TOWN	ELECTION DISTRICT	TOTAL VOTERS	TIM O. MAINS	NANCY K. GRISWOLD	WADE S. NORWOOD	BRIAN F. CURRAN	JESSE J. LENNEY
			DEM	DEM	DEM	DEM	GRE
Leg. Dist. 24							
	15	1,015	115	102	106	111	7
	16	970	112	104	105	102	12
	17	270	25	27	25	27	4
	18	475	46	53	48	49	3
	19	1,170	155	143	139	141	22
Leg. Dist. 24		16,475	1,953	1,847	1,810	1,868	164
Leg. Dist. 25							
	1	1,535	221	218	225	220	9
	2	815	108	107	121	110	4
	3	1,370	189	189	207	194	0
	4	320	42	43	48	42	0
	5	710	114	112	121	110	1
	6	945	115	109	114	112	13
	7	955	131	136	154	132	1
	8	1,205	187	189	206	191	0
	9	690	107	112	116	107	0
	10	1,050	173	159	173	162	6
	11	780	123	118	130	122	0
	12	1,050	144	127	136	131	12
	13	855	134	124	145	131	1
	14	1,180	164	151	151	157	8
	15	770	112	109	124	114	0
	16	415	34	32	33	26	6
	17	605	93	93	106	97	2
	18	50	5	5	5	5	0
	19	1,085	140	126	129	125	7
	20	975	109	115	111	113	7
	21	480	61	58	59	59	2
Leg. Dist. 25		17,840	2,506	2,432	2,614	2,460	79
Leg. Dist. 26							
	1	805	72	78	76	79	1
	2	585	71	73	71	72	2
	3	1,185	96	96	89	95	6
	4	970	85	81	65	69	2
	5	935	99	96	86	98	2
	6 /7	1,020	111	104	106	103	1
	8	1,020	112	107	110	108	4

ROCHESTER CITY COUNCIL - AT LARGE
(VOTE FOR 5)
DETAIL - PART 2 OF 3

LEGISLATIVE DISTRICT OR TOWN	ELECTION DISTRICT	TOTAL VOTERS	TIM O. MAINS	NANCY K. GRISWOLD	WADE S. NORWOOD	BRIAN F. CURRAN	JESSE J. LENNEY
			DEM	DEM	DEM	DEM	GRE
Leg. Dist. 26							
	9	1,130	113	109	118	113	2
	10	815	91	90	84	90	1
	11	1,215	109	104	101	98	0
	12	1,720	200	186	188	192	12
	14	860	93	93	85	87	2
	15	1,040	112	106	104	104	7
	16	930	100	89	81	95	2
	17	15	2	2	2	2	0
Leg. Dist. 26		14,245	1,466	1,414	1,366	1,405	44
Leg. Dist. 27							
	1	1,165	153	150	161	153	1
	2	1,135	162	152	169	160	5
	3 /24/25	1,010	139	130	144	134	7
	4	1,385	196	176	199	177	5
	5	1,470	213	202	233	212	5
	6	1,060	128	119	138	127	4
	7	1,160	160	163	168	168	5
	8	975	132	132	148	131	0
	9	1,250	193	180	213	185	8
	10	1,060	144	140	152	141	2
	11	1,180	147	151	156	152	4
	12	1,090	161	157	169	150	3
	13	985	150	151	159	148	2
	14	835	119	115	138	116	3
	15	1,020	140	145	160	142	1
	16	1,270	178	178	194	177	5
	17	520	63	58	67	64	0
	18	650	104	103	106	102	2
	19	1,090	153	149	167	154	1
	20	785	115	110	127	114	1
	21	600	86	85	103	83	0
	22	690	104	108	119	107	1
	23	695	105	98	105	99	2
	27	605	66	65	56	59	2
	28	910	123	119	130	123	4
	29	600	74	74	74	72	1
Leg. Dist. 27		25,195	3,508	3,410	3,755	3,450	74

ROCHESTER CITY COUNCIL - AT LARGE
(VOTE FOR 5)
DETAIL - PART 2 OF 3

LEGISLATIVE DISTRICT OR TOWN	ELECTION DISTRICT	TOTAL VOTERS	TIM O. MAINS	NANCY K. GRISWOLD	WADE S. NORWOOD	BRIAN F. CURRAN	JESSE J. LENNEY
			DEM	DEM	DEM	DEM	GRE
Leg. Dist. 28	1 /19	750	84	83	82	78	0
	2	1,010	109	110	109	107	2
	3	725	81	76	79	80	0
	4	1,185	113	117	116	113	2
	5	840	70	66	59	69	0
	6	850	78	85	84	84	2
	7	1,085	105	93	99	93	1
	8	935	71	72	77	70	1
	9	855	84	73	79	75	1
	10	550	48	60	51	56	3
	11	690	78	73	72	74	1
	12	450	55	56	51	52	1
	13	965	106	109	94	94	1
	14	830	94	99	87	94	3
	15	500	42	40	39	43	1
	16	840	80	75	76	77	3
	17	785	74	74	73	70	3
	18	790	96	97	94	95	0
	21	1,120	106	111	101	102	8
	22	505	62	62	64	62	0
	23	1,210	137	134	130	137	3
Leg. Dist. 28		<u>17,470</u>	<u>1,773</u>	<u>1,765</u>	<u>1,716</u>	<u>1,725</u>	<u>36</u>
Leg. Dist. 29	1	270	35	35	38	34	0
	2	190	25	25	27	27	0
	3	610	75	68	76	76	1
	4	980	106	107	109	109	1
	5	1,320	125	130	133	130	4
	6 /7	980	98	95	99	98	3
	8	1,215	144	143	139	142	4
	9	880	95	97	96	91	5
	10	775	94	103	101	92	2
	11	745	78	75	78	76	0
	12	1,115	135	134	135	138	2
	13	695	88	86	93	84	2
	14 /15/17	820	82	92	81	91	0
	16	320	41	42	40	41	0
	18	895	100	80	88	95	4

ROCHESTER CITY COUNCIL - AT LARGE
(VOTE FOR 5)
DETAIL - PART 2 OF 3

LEGISLATIVE DISTRICT OR TOWN	ELECTION DISTRICT	TOTAL VOTERS	TIM O. MAINS	NANCY K. GRISWOLD	WADE S. NORWOOD	BRIAN F. CURRAN	JESSE J. LENNEY
			DEM	DEM	DEM	DEM	GRE
Leg. Dist. 29	19	635	69	75	67	69	2
	20	1,025	133	130	147	130	3
	21	985	119	115	116	110	3
	22	640	85	88	89	90	1
	23	1,020	111	109	110	107	2
	24	1,080	122	122	119	123	1
	25	1,065	103	100	94	98	1
	26	940	128	123	137	125	2
Leg. Dist. 29		<u>19,200</u>	<u>2,191</u>	<u>2,174</u>	<u>2,212</u>	<u>2,176</u>	<u>43</u>
GRAND TOTAL:		<u><u>183,420</u></u>	<u><u>22,069</u></u>	<u><u>21,533</u></u>	<u><u>21,766</u></u>	<u><u>21,528</u></u>	<u><u>843</u></u>

ROCHESTER CITY COUNCIL - AT LARGE
(VOTE FOR 5)
DETAIL - PART 3 OF 3

LEGISLATIVE DISTRICT OR TOWN	ELECTION DISTRICT	TOTAL VOTERS	SUSAN E. MIHALYI	RONALD R. RING	BONNIE G. CANNAN	SCATTER	BLANK AND VOID
			GRE	GRE	GRE		
Leg. Dist. 06							
	1	1,825	4	5	6	0	434
	2	750	4	2	4	0	151
	3	1,085	2	3	4	0	256
	4	1,060	4	2	5	0	200
	5	1,165	2	1	3	0	189
	6	1,070	5	3	3	0	187
		<u>6,955</u>	<u>21</u>	<u>16</u>	<u>25</u>	<u>0</u>	<u>1,417</u>
Leg. Dist. 06							
Leg. Dist. 07							
	1	1,610	8	8	9	0	366
	2	1,240	5	2	2	0	263
	3	870	4	3	5	0	175
		<u>3,720</u>	<u>17</u>	<u>13</u>	<u>16</u>	<u>0</u>	<u>804</u>
Leg. Dist. 07							
Leg. Dist. 21							
	1	1,235	15	12	12	1	163
	2	955	8	9	7	0	104
	3	630	2	0	2	0	98
	4	990	3	3	5	0	185
	5	715	7	6	6	0	96
	6	785	11	10	10	0	167
	7	1,535	7	4	6	0	258
	8	1,040	5	3	5	0	120
	9	800	11	9	10	0	111
	10	1,480	6	4	6	0	200
	11	880	1	1	0	0	160
	12	1,460	7	7	8	0	256
	13	320	15	7	11	0	41
	14	1,230	6	7	10	0	228
	15	675	0	1	1	0	123
	16	600	3	3	3	0	90
	17	1,165	2	5	7	0	150
	18	790	4	2	4	0	128
	19	670	1	0	2	0	121
	20	950	4	6	4	0	138
	21	605	1	1	1	0	68
	22/28	905	8	6	7	0	153
	23	265	3	0	2	0	17
	24	1,540	9	8	12	0	275

ROCHESTER CITY COUNCIL - AT LARGE
(VOTE FOR 5)
DETAIL - PART 3 OF 3

LEGISLATIVE DISTRICT OR TOWN	ELECTION DISTRICT	TOTAL VOTERS	SUSAN E. MIHALYI	RONALD R. RING	BONNIE G. CANNAN	SCATTER	BLANK AND VOID
			GRE	GRE	GRE		
Leg. Dist. 21							
	25	545	3	2	2	0	77
	26	705	4	3	4	0	112
	27	500	1	2	1	0	92
Leg. Dist. 21		<u>23,970</u>	<u>147</u>	<u>121</u>	<u>148</u>	<u>1</u>	<u>3,731</u>
Leg. Dist. 22							
	1/25	1,105	1	1	0	0	228
	2	260	1	2	0	0	57
	3	715	0	0	0	0	191
	4	420	1	0	0	0	96
	5	695	1	1	1	0	113
	6	545	0	1	0	0	115
	7	390	3	2	1	0	78
	8	630	4	3	4	0	96
	9	460	0	1	1	0	92
	10	560	2	1	1	0	118
	11	685	2	3	2	0	130
	12	390	0	1	1	0	84
	13	270	0	0	0	0	56
	14	720	0	0	0	0	158
	15	590	2	1	2	0	99
	16	295	1	0	0	0	67
	17	270	0	2	0	0	43
	18	360	1	0	1	0	88
	19	410	2	1	2	0	58
	20	520	0	0	1	0	103
	21	650	1	1	2	0	95
	22	700	0	1	0	0	158
	23	435	2	1	1	0	78
	24	350	0	2	1	0	105
	26	125	0	0	0	0	29
Leg. Dist. 22		<u>12,550</u>	<u>24</u>	<u>25</u>	<u>21</u>	<u>0</u>	<u>2,535</u>
Leg. Dist. 23							
	1	725	6	3	8	1	74
	2	910	14	12	14	0	109
	3	650	13	12	16	0	107
	4	1,070	8	4	7	0	138
	5	965	21	18	19	0	131

ROCHESTER CITY COUNCIL - AT LARGE
(VOTE FOR 5)
DETAIL - PART 3 OF 3

LEGISLATIVE DISTRICT OR TOWN	ELECTION DISTRICT	TOTAL VOTERS	SUSAN E. MIHALYI	RONALD R. RING	BONNIE G. CANNAN	SCATTER	BLANK AND VOID
			GRE	GRE	GRE		
Leg. Dist. 23	6	650	6	7	8	0	95
	7	930	16	12	20	0	89
	8	845	11	6	12	0	108
	9	560	3	5	2	0	62
	10	760	7	5	9	0	97
	11	1,070	13	6	6	0	152
	12	1,370	6	7	5	0	158
	13	1,340	8	6	10	0	208
	14	700	10	14	12	0	98
	15	465	8	8	8	0	49
	16	735	14	10	13	0	113
	17	1,235	3	1	3	0	171
	18	780	4	6	5	0	91
	19	1,135	1	2	4	0	174
	20	1,260	11	10	13	0	129
	21	1,045	5	4	6	0	147
	22	910	5	4	6	0	130
	23	455	9	5	11	0	56
	24	1,265	7	6	9	0	180
	25	1,540	9	9	7	0	187
	26	1,575	11	6	8	0	192
	27	855	9	6	7	0	160
Leg. Dist. 23		<u>25,800</u>	<u>238</u>	<u>194</u>	<u>248</u>	<u>1</u>	<u>3,405</u>
Leg. Dist. 24	1	1,370	11	8	7	0	145
	2	1,085	17	15	19	0	136
	3	1,120	15	10	18	0	164
	4	1,100	10	8	13	0	151
	5	900	15	9	12	0	130
	6	690	4	5	6	1	108
	7	850	7	3	7	0	142
	8	950	13	9	13	0	127
	9	740	3	3	4	0	170
	10	185	0	0	0	0	56
	11	1,025	3	3	4	0	250
	12	650	0	1	0	0	133
	13	900	17	10	16	0	109
	14	1,010	24	21	23	0	140

ROCHESTER CITY COUNCIL - AT LARGE
(VOTE FOR 5)
DETAIL - PART 3 OF 3

LEGISLATIVE DISTRICT OR TOWN	ELECTION DISTRICT	TOTAL VOTERS	SUSAN E. MIHALYI GRE	RONALD R. RING GRE	BONNIE G. CANNAN GRE	SCATTER	BLANK AND VOID
Leg. Dist. 24	15	1,015	7	6	7	0	218
	16	970	12	12	14	0	163
	17	270	6	3	6	0	51
	18	475	4	4	5	0	61
	19	1,170	20	18	22	0	185
Leg. Dist. 24		<u>16,475</u>	<u>188</u>	<u>148</u>	<u>196</u>	<u>1</u>	<u>2,639</u>
Leg. Dist. 25	1	1,535	11	8	10	0	202
	2	815	3	2	3	0	196
	3	1,370	2	0	2	0	276
	4	320	0	0	0	0	87
	5	710	1	1	0	0	101
	6	945	11	7	9	0	184
	7	955	0	0	0	0	231
	8	1,205	0	0	0	0	178
	9	690	0	0	0	0	104
	10	1,050	5	4	5	0	128
	11	780	0	1	1	0	135
	12	1,050	15	10	16	0	117
	13	855	3	3	2	0	147
	14	1,180	11	12	11	0	162
	15	770	1	0	0	0	178
	16	415	6	5	5	0	56
	17	605	2	2	2	0	99
	18	50	0	0	0	0	11
	19	1,085	7	7	6	0	207
	20	975	7	6	7	0	253
	21	480	4	3	5	0	68
Leg. Dist. 25		<u>17,840</u>	<u>89</u>	<u>71</u>	<u>84</u>	<u>0</u>	<u>3,120</u>
Leg. Dist. 26	1	805	3	1	2	0	164
	2	585	4	3	4	0	95
	3	1,185	6	5	7	0	236
	4	970	2	1	3	0	199
	5	935	2	2	2	5	151
	6/7	1,020	3	1	2	0	183
	8	1,020	4	2	2	1	160

ROCHESTER CITY COUNCIL - AT LARGE
(VOTE FOR 5)
DETAIL - PART 3 OF 3

LEGISLATIVE DISTRICT OR TOWN	ELECTION DISTRICT	TOTAL VOTERS	SUSAN E. MIHALYI	RONALD R. RING	BONNIE G. CANNAN	SCATTER	BLANK AND VOID
			GRE	GRE	GRE		
Leg. Dist. 26							
	9	1,130	4	2	7	0	163
	10	815	2	0	7	0	145
	11	1,215	1	0	1	0	249
	12	1,720	12	10	16	0	286
	14	860	3	0	2	0	150
	15	1,040	7	6	7	0	206
	16	930	1	2	2	0	173
	17	15	0	0	0	0	5
		<u>14,245</u>	<u>54</u>	<u>35</u>	<u>64</u>	<u>6</u>	<u>2,565</u>
Leg. Dist. 26							
Leg. Dist. 27							
	1	1,165	2	1	2	0	189
	2	1,135	4	5	8	0	132
	3/24/25	1,010	6	4	6	0	150
	4	1,385	6	6	6	1	164
	5	1,470	4	6	7	0	199
	6	1,060	3	5	5	0	160
	7	1,160	4	2	5	0	142
	8	975	0	0	0	0	139
	9	1,250	11	8	8	0	166
	10	1,060	4	2	3	0	162
	11	1,180	5	3	4	0	168
	12	1,090	5	4	1	0	160
	13	985	0	1	0	0	141
	14	835	2	4	5	0	133
	15	1,020	2	2	3	0	171
	16	1,270	5	3	6	0	192
	17	520	0	2	2	0	74
	18	650	2	1	3	0	60
	19	1,090	4	3	5	0	175
	20	785	0	1	1	0	167
	21	600	0	0	0	0	83
	22	690	1	2	1	0	89
	23	695	1	1	1	0	127
	27	605	4	1	3	0	155
	28	910	7	3	5	0	186
	29	600	2	2	2	0	64
		<u>25,195</u>	<u>84</u>	<u>72</u>	<u>92</u>	<u>1</u>	<u>3,748</u>
Leg. Dist. 27							

ROCHESTER CITY COUNCIL - AT LARGE
(VOTE FOR 5)
DETAIL - PART 3 OF 3

LEGISLATIVE DISTRICT OR TOWN	ELECTION DISTRICT	TOTAL VOTERS	SUSAN E. MIHALYI	RONALD R. RING	BONNIE G. CANNAN	SCATTER	BLANK AND VOID
			GRE	GRE	GRE		
Leg. Dist. 28	1/19	750	1	0	0	0	148
	2	1,010	4	2	5	0	221
	3	725	1	2	2	0	214
	4	1,185	4	3	4	0	285
	5	840	2	1	2	0	250
	6	850	0	1	4	0	208
	7	1,085	3	2	1	0	251
	8	935	2	0	1	0	351
	9	855	2	1	3	0	194
	10	550	3	2	3	0	91
	11	690	2	0	2	0	137
	12	450	2	1	2	0	80
	13	965	3	0	1	0	205
	14	830	5	7	4	0	153
	15	500	1	1	0	0	102
	16	840	4	3	2	0	218
	17	785	4	3	4	0	175
	18	790	1	0	1	0	131
	21	1,120	4	5	4	0	202
	22	505	2	0	1	0	84
	23	1,210	8	4	7	0	208
Leg. Dist. 28		<u>17,470</u>	<u>58</u>	<u>38</u>	<u>53</u>	<u>0</u>	<u>3,908</u>
Leg. Dist. 29	1	270	1	0	1	0	29
	2	190	1	0	2	0	38
	3	610	4	1	1	0	124
	4	980	1	1	1	0	204
	5	1,320	3	4	3	0	311
	6/7	980	3	1	5	0	195
	8	1,215	4	4	5	0	211
	9	880	3	3	3	0	180
	10	775	1	1	1	0	176
	11	745	0	0	0	0	149
	12	1,115	2	2	0	0	197
	13	695	1	1	1	0	165
	14/15/17	820	0	1	3	0	200
	16	320	1	1	0	0	86
	18	895	2	1	7	0	142

ROCHESTER CITY COUNCIL - AT LARGE
(VOTE FOR 5)
DETAIL - PART 3 OF 3

LEGISLATIVE DISTRICT OR TOWN	ELECTION DISTRICT	TOTAL VOTERS	SUSAN E. MIHALYI GRE	RONALD R. RING GRE	BONNIE G. CANNAN GRE	SCATTER	BLANK AND VOID
Leg. Dist. 29	19	635	2	2	2	0	108
	20	1,025	4	4	7	0	189
	21	985	2	2	4	0	199
	22	640	0	3	2	0	123
	23	1,020	1	2	4	0	342
	24	1,080	0	0	0	0	216
	25	1,065	1	3	1	0	237
	26	940	3	3	2	0	188
Leg. Dist. 29		<u>19,200</u>	<u>40</u>	<u>40</u>	<u>55</u>	<u>0</u>	<u>4,009</u>
GRAND TOTAL:		<u><u>183,420</u></u>	<u><u>960</u></u>	<u><u>773</u></u>	<u><u>1,002</u></u>	<u><u>10</u></u>	<u><u>31,881</u></u>

COMMISSIONER OF SCHOOLS
CITY OF ROCHESTER
(VOTE FOR 3)
SUMMARY - PART 1 OF 2

LEGISLATIVE DISTRICT OR TOWN	TOTAL VOTERS	EUGENE VANVOORHIS	PETER SHAW	DELORES A. FOREST	ROBERT E. BROWN	DARRYL W. PORTER
		REP	REP	REP	DEM	DEM
Leg. Dist. 06	4,173	581	574	583	459	497
Leg. Dist. 07	2,232	280	258	257	309	299
Leg. Dist. 21	14,382	1,286	1,264	1,285	2,586	2,699
Leg. Dist. 22	7,530	225	235	246	1,727	1,851
Leg. Dist. 23	15,480	1,505	1,425	1,464	2,728	2,747
Leg. Dist. 24	9,885	878	872	890	1,665	1,722
Leg. Dist. 25	10,704	419	426	461	2,429	2,594
Leg. Dist. 26	8,547	965	934	1,001	1,257	1,328
Leg. Dist. 27	15,117	755	752	856	3,365	3,634
Leg. Dist. 28	10,482	985	980	1,033	1,634	1,715
Leg. Dist. 29	11,520	872	875	898	2,041	2,215
GRAND TOTAL:	110,052	8,751	8,595	8,974	20,200	21,301

COMMISSIONER OF SCHOOLS
 CITY OF ROCHESTER
 (VOTE FOR 3)
 SUMMARY - PART 2 OF 2

<u>LEGISLATIVE DISTRICT OR TOWN</u>	<u>TOTAL VOTERS</u>	JAMES R. BOWERS <u>DEM</u>	DAVID W. HURSH <u>GRE</u>	<u>SCATTER</u>	<u>BLANK AND VOID</u>
Leg. Dist. 06	4,173	457	27	0	995
Leg. Dist. 07	2,232	296	16	0	517
Leg. Dist. 21	14,382	2,526	198	1	2,537
Leg. Dist. 22	7,530	1,687	23	1	1,535
Leg. Dist. 23	15,480	2,622	391	1	2,597
Leg. Dist. 24	9,885	1,686	285	0	1,887
Leg. Dist. 25	10,704	2,337	122	0	1,916
Leg. Dist. 26	8,547	1,192	84	6	1,780
Leg. Dist. 27	15,117	3,251	145	0	2,359
Leg. Dist. 28	10,482	1,555	57	0	2,523
Leg. Dist. 29	11,520	1,976	67	0	2,576
GRAND TOTAL:	<u><u>110,052</u></u>	<u><u>19,585</u></u>	<u><u>1,415</u></u>	<u><u>9</u></u>	<u><u>21,222</u></u>

COMMISSIONER OF SCHOOLS
CITY OF ROCHESTER
(VOTE FOR 3)
DETAIL - PART 1 OF 2

LEGISLATIVE DISTRICT OR TOWN	ELECTION DISTRICT	TOTAL VOTERS	EUGENE VANVOORHIS	PETER SHAW	DELORES A. FOREST	ROBERT E. BROWN	DARRYL W. PORTER
			REP	REP	REP	DEM	DEM
Leg. Dist. 06							
	1	1,095	150	146	146	106	130
	2	450	59	56	57	53	58
	3	651	109	104	105	50	57
	4	636	89	90	90	77	75
	5	699	96	95	98	88	91
	6	642	78	83	87	85	86
Leg. Dist. 06		4,173	581	574	583	459	497
Leg. Dist. 07							
	1	966	137	116	120	120	117
	2	744	65	69	62	124	122
	3	522	78	73	75	65	60
Leg. Dist. 07		2,232	280	258	257	309	299
Leg. Dist. 21							
	1	741	72	78	82	118	132
	2	573	55	57	51	114	101
	3	378	37	35	27	68	72
	4	594	54	54	56	98	98
	5	429	34	33	41	77	87
	6	471	41	35	38	71	82
	7	921	109	105	107	147	145
	8	624	60	52	57	114	125
	9	480	51	52	48	75	76
	10	888	119	108	109	139	135
	11	528	40	45	50	104	105
	12	876	95	83	80	136	146
	13	192	5	5	9	44	44
	14	738	71	66	70	119	123
	15	405	40	44	37	67	68
	16	360	32	40	32	60	62
	17	699	60	59	64	139	144
	18	474	25	25	29	103	113
	19	402	19	18	20	88	92
	20	570	63	63	64	87	101
	21	363	34	36	35	67	69
	22 /28	543	32	33	33	116	120
	23	159	11	12	14	39	38
	24	924	88	83	85	148	158
	25	327	19	18	20	74	78
	26	423	8	14	12	102	111
	27	300	12	11	15	72	74

COMMISSIONER OF SCHOOLS
CITY OF ROCHESTER
(VOTE FOR 3)
DETAIL - PART 1 OF 2

LEGISLATIVE DISTRICT OR TOWN	ELECTION DISTRICT	TOTAL VOTERS	EUGENE VANVOORHIS	PETER SHAW	DELORES A. FOREST	ROBERT E. BROWN	DARRYL W. PORTER
			REP	REP	REP	DEM	DEM
Leg. Dist. 21		14,382	1,286	1,264	1,285	2,586	2,699
Leg. Dist. 22							
	1 /25	663	40	37	33	135	148
	2	156	3	3	2	38	40
	3	429	16	12	18	80	83
	4	252	5	6	6	56	62
	5	417	10	14	14	100	113
	6	327	2	3	3	84	89
	7	234	1	2	1	62	66
	8	378	19	18	16	88	91
	9	276	8	13	6	66	68
	10	336	7	6	8	79	81
	11	411	14	13	21	92	99
	12	234	2	2	2	62	64
	13	162	3	4	6	41	43
	14	432	14	15	17	99	112
	15	354	6	7	8	88	94
	16	177	6	5	5	38	44
	17	162	6	7	7	38	42
	18	216	3	4	3	47	55
	19	246	6	9	6	59	61
	20	312	10	8	11	72	82
	21	390	11	10	15	93	98
	22	420	18	20	19	86	97
	23	261	7	3	7	63	65
	24	210	7	10	10	43	37
	26	75	1	4	2	18	17
Leg. Dist. 22		7,530	225	235	246	1,727	1,851
Leg. Dist. 23							
	1	435	47	41	47	80	76
	2	546	39	43	47	106	109
	3	390	27	34	37	59	71
	4	642	61	47	49	123	124
	5	579	55	50	55	105	117
	6	390	39	41	35	64	64
	7	558	43	47	49	112	111
	8	507	42	38	41	98	99
	9	336	34	30	29	63	56
	10	456	33	26	32	94	94
	11	642	44	42	43	130	113
	12	822	79	79	71	148	153

COMMISSIONER OF SCHOOLS
CITY OF ROCHESTER
(VOTE FOR 3)
DETAIL - PART 1 OF 2

LEGISLATIVE DISTRICT OR TOWN	ELECTION DISTRICT	TOTAL VOTERS	EUGENE VANVOORHIS	PETER SHAW	DELORES A. FOREST	ROBERT E. BROWN	DARRYL W. PORTER
			REP	REP	REP	DEM	DEM
Leg. Dist. 23							
	13	804	95	85	89	115	136
	14	420	28	32	34	83	74
	15	279	22	21	20	55	57
	16	441	44	48	41	75	72
	17	741	97	85	90	109	117
	18	468	57	57	54	73	82
	19	681	85	81	87	85	91
	20	756	60	66	63	148	133
	21	627	68	56	58	114	114
	22	546	54	43	46	107	98
	23	273	19	18	20	50	54
	24	759	75	73	76	134	133
	25	924	91	84	92	177	171
	26	945	101	101	94	166	167
	27	513	66	57	65	55	61
Leg. Dist. 23		15,480	1,505	1,425	1,464	2,728	2,747
Leg. Dist. 24							
	1	822	55	57	61	171	166
	2	651	54	46	46	119	110
	3	672	60	57	57	113	115
	4	660	58	54	56	111	125
	5	540	57	57	59	81	86
	6	414	55	54	54	56	62
	7	510	58	54	61	73	82
	8	570	58	68	62	90	92
	9	444	43	46	48	62	64
	10	111	17	15	13	15	15
	11	615	48	44	52	93	102
	12	390	33	33	33	63	65
	13	540	46	43	48	90	102
	14	606	43	49	51	107	114
	15	609	50	49	50	101	107
	16	582	52	55	51	103	107
	17	162	16	13	13	27	24
	18	285	33	35	34	48	47
	19	702	42	43	41	142	137
Leg. Dist. 24		9,885	878	872	890	1,665	1,722
Leg. Dist. 25							
	1	921	54	52	56	196	215
	2	489	9	10	11	121	123

COMMISSIONER OF SCHOOLS
CITY OF ROCHESTER
(VOTE FOR 3)
DETAIL - PART 1 OF 2

LEGISLATIVE DISTRICT OR TOWN	ELECTION DISTRICT	TOTAL VOTERS	EUGENE VANVOORHIS	PETER SHAW	DELORES A. FOREST	ROBERT E. BROWN	DARRYL W. PORTER
			REP	REP	REP	DEM	DEM
Leg. Dist. 25	3	822	24	24	26	194	206
	4	192	2	3	4	48	51
	5	426	4	2	8	111	125
	6	567	35	41	46	105	114
	7	573	8	11	8	131	144
	8	723	7	8	9	193	206
	9	414	6	6	6	112	122
	10	630	16	15	19	159	174
	11	468	5	5	4	119	129
	12	630	47	41	52	121	136
	13	513	4	6	8	134	147
	14	708	49	50	53	145	145
	15	462	1	2	3	115	126
	16	249	38	44	41	33	27
	17	363	2	3	6	101	106
	18	30	6	5	4	2	4
	19	651	43	48	47	121	127
	20	585	30	27	28	111	111
	21	288	29	23	22	57	56
Leg. Dist. 25		10,704	419	426	461	2,429	2,594
Leg. Dist. 26	1	483	54	54	56	71	75
	2	351	30	27	38	61	68
	3	711	93	91	94	85	95
	4	582	88	85	91	61	62
	5	561	75	61	68	84	87
	6 / 7	612	65	65	64	95	95
	8	612	61	57	64	101	103
	9	678	76	73	80	95	101
	10	489	55	48	51	77	81
	11	729	101	97	107	89	93
	12	1,032	100	95	104	177	186
	14	516	56	58	54	79	91
	15	624	56	63	69	93	99
	16	558	55	60	61	87	90
	17	9	0	0	0	2	2
Leg. Dist. 26		8,547	965	934	1,001	1,257	1,328
Leg. Dist. 27	1	699	53	46	54	137	157
	2	681	34	38	47	144	163

COMMISSIONER OF SCHOOLS
 CITY OF ROCHESTER
 (VOTE FOR 3)
 DETAIL - PART 1 OF 2

LEGISLATIVE DISTRICT OR TOWN	ELECTION DISTRICT	TOTAL VOTERS	EUGENE VANVOORHIS	PETER SHAW	DELORES A. FOREST	ROBERT E. BROWN	DARRYL W. PORTER
			REP	REP	REP	DEM	DEM
Leg. Dist. 27	3 /24/25	606	38	36	37	125	142
	4	831	57	55	59	170	190
	5	882	43	34	40	202	225
	6	636	45	45	50	120	133
	7	696	41	38	45	157	162
	8	585	32	30	35	133	142
	9	750	28	27	31	182	194
	10	636	34	42	44	137	149
	11	708	54	57	56	137	148
	12	654	22	25	26	153	161
	13	591	18	25	20	152	155
	14	501	17	20	21	114	134
	15	612	25	20	22	143	154
	16	762	30	34	43	176	194
	17	312	23	25	28	64	68
	18	390	8	10	14	103	108
	19	654	22	24	34	157	168
	20	471	5	5	15	120	122
	21	360	18	18	21	80	94
	22	414	11	7	15	107	109
	23	417	13	12	18	100	107
	27	363	31	29	28	57	59
	28	546	20	14	18	125	127
	29	360	33	36	35	70	69
Leg. Dist. 27		15,117	755	752	856	3,365	3,634
Leg. Dist. 28	1 /19	450	36	40	39	80	77
	2	606	53	52	50	98	107
	3	435	19	27	33	76	75
	4	711	67	65	70	108	108
	5	504	54	51	53	57	61
	6	510	47	45	49	76	82
	7	651	67	66	67	90	95
	8	561	40	44	45	81	80
	9	513	55	52	58	70	94
	10	330	39	42	42	50	51
	11	414	40	33	42	67	76
	12	270	17	19	21	52	55
	13	579	47	51	56	101	99
	14	498	46	43	43	86	91

COMMISSIONER OF SCHOOLS
CITY OF ROCHESTER
(VOTE FOR 3)
DETAIL - PART 1 OF 2

LEGISLATIVE DISTRICT OR TOWN	ELECTION DISTRICT	TOTAL VOTERS	EUGENE VANVOORHIS	PETER SHAW	DELORES A. FOREST	ROBERT E. BROWN	DARRYL W. PORTER
			REP	REP	REP	DEM	DEM
Leg. Dist. 28	15	300	41	38	41	42	40
	16	504	50	46	45	76	75
	17	471	49	54	55	69	72
	18	474	43	46	43	86	86
	21	672	87	78	82	91	97
	22	303	21	21	31	60	62
	23	726	67	67	68	118	132
Leg. Dist. 28		<u>10,482</u>	<u>985</u>	<u>980</u>	<u>1,033</u>	<u>1,634</u>	<u>1,715</u>
Leg. Dist. 29	1	162	11	13	13	32	34
	2	114	0	2	1	29	29
	3	366	26	22	26	71	77
	4	588	46	47	52	101	108
	5	792	76	78	78	122	137
	6 /7	588	67	62	63	87	95
	8	729	62	67	59	120	139
	9	528	54	49	48	82	88
	10	465	22	21	23	100	105
	11	447	47	47	49	73	73
	12	669	51	56	50	122	136
	13	417	14	14	18	90	98
	14 /15/17	492	38	40	42	80	80
	16	192	7	8	6	37	40
	18	537	65	60	60	75	87
	19	381	38	36	44	65	73
	20	615	24	29	29	136	145
	21	591	42	50	49	106	112
	22	384	12	11	15	94	94
	23	612	23	23	24	98	114
	24	648	62	60	66	105	122
	25	639	68	65	65	89	96
	26	564	17	15	18	127	133
Leg. Dist. 29		<u>11,520</u>	<u>872</u>	<u>875</u>	<u>898</u>	<u>2,041</u>	<u>2,215</u>
GRAND TOTAL:		<u><u>110,052</u></u>	<u><u>8,751</u></u>	<u><u>8,595</u></u>	<u><u>8,974</u></u>	<u><u>20,200</u></u>	<u><u>21,301</u></u>

COMMISSIONER OF SCHOOLS
 CITY OF ROCHESTER
 (VOTE FOR 3)
 DETAIL - PART 2 OF 2

<u>LEGISLATIVE DISTRICT OR TOWN</u>	<u>ELECTION DISTRICT</u>	<u>TOTAL VOTERS</u>	JAMES R. BOWERS <u>DEM</u>	DAVID W. HURSH <u>GRE</u>	<u>SCATTER</u>	<u>BLANK AND VOID</u>
Leg. Dist. 06	1	1,095	114	6	0	297
	2	450	58	7	0	102
	3	651	49	4	0	173
	4	636	72	3	0	140
	5	699	84	3	0	144
	6	642	80	4	0	139
Leg. Dist. 06		<u>4,173</u>	<u>457</u>	<u>27</u>	<u>0</u>	<u>995</u>
Leg. Dist. 07	1	966	109	5	0	242
	2	744	129	2	0	171
	3	522	58	9	0	104
Leg. Dist. 07		<u>2,232</u>	<u>296</u>	<u>16</u>	<u>0</u>	<u>517</u>
Leg. Dist. 21	1	741	117	19	1	122
	2	573	103	15	0	77
	3	378	84	2	0	53
	4	594	94	5	0	135
	5	429	80	11	0	66
	6	471	66	13	0	125
	7	921	137	10	0	161
	8	624	119	9	0	88
	9	480	76	10	0	92
	10	888	130	9	0	139
	11	528	95	1	0	88
	12	876	143	13	0	180
	13	192	44	15	0	26
	14	738	114	11	0	164
	15	405	66	2	0	81
	16	360	65	7	0	62
	17	699	132	7	0	94
	18	474	100	4	0	75
	19	402	82	1	0	82
	20	570	90	6	0	96
	21	363	62	2	0	58
	22/28	543	114	7	0	88
	23	159	34	1	0	10
	24	924	145	10	0	207
	25	327	74	2	0	42
	26	423	97	4	0	75
	27	300	63	2	0	51

COMMISSIONER OF SCHOOLS
 CITY OF ROCHESTER
 (VOTE FOR 3)
 DETAIL - PART 2 OF 2

<u>LEGISLATIVE DISTRICT OR TOWN</u>	<u>ELECTION DISTRICT</u>	<u>TOTAL VOTERS</u>	<u>JAMES R. BOWERS DEM</u>	<u>DAVID W. HURSH GRE</u>	<u>SCATTER</u>	<u>BLANK AND VOID</u>
Leg. Dist. 21		14,382	2,526	198	1	2,537
Leg. Dist. 22	1/25	663	134	1	0	135
	2	156	36	1	0	33
	3	429	80	0	0	140
	4	252	57	0	0	60
	5	417	95	2	0	69
	6	327	79	1	0	66
	7	234	59	1	0	42
	8	378	83	3	1	59
	9	276	65	2	0	48
	10	336	82	1	0	72
	11	411	86	3	0	83
	12	234	59	1	0	42
	13	162	38	1	0	26
	14	432	103	0	0	72
	15	354	90	0	0	61
	16	177	37	0	0	42
	17	162	37	0	0	25
	18	216	47	0	0	57
	19	246	59	1	0	45
	20	312	67	1	0	61
	21	390	90	1	0	72
	22	420	88	2	0	90
	23	261	59	1	0	56
	24	210	40	0	0	63
	26	75	17	0	0	16
Leg. Dist. 22		<u>7,530</u>	<u>1,687</u>	<u>23</u>	<u>1</u>	<u>1,535</u>
Leg. Dist. 23	1	435	72	8	1	63
	2	546	100	17	0	85
	3	390	65	24	0	73
	4	642	115	15	0	108
	5	579	110	19	0	68
	6	390	68	9	0	70
	7	558	112	21	0	63
	8	507	98	8	0	83
	9	336	50	8	0	66
	10	456	93	16	0	68
	11	642	119	30	0	121
	12	822	141	11	0	140

COMMISSIONER OF SCHOOLS
 CITY OF ROCHESTER
 (VOTE FOR 3)
 DETAIL - PART 2 OF 2

<u>LEGISLATIVE DISTRICT OR TOWN</u>	<u>ELECTION DISTRICT</u>	<u>TOTAL VOTERS</u>	JAMES R. BOWERS <u>DEM</u>	DAVID W. HURSH <u>GRE</u>	<u>SCATTER</u>	<u>BLANK AND VOID</u>
Leg. Dist. 23	13	804	118	12	0	154
	14	420	82	21	0	66
	15	279	60	11	0	33
	16	441	64	14	0	83
	17	741	108	6	0	129
	18	468	72	12	0	61
	19	681	80	4	0	168
	20	756	148	36	0	102
	21	627	105	11	0	101
	22	546	99	12	0	87
	23	273	48	13	0	51
	24	759	130	10	0	128
	25	924	161	18	0	130
	26	945	146	13	0	157
	27	513	58	12	0	139
Leg. Dist. 23		<u>15,480</u>	<u>2,622</u>	<u>391</u>	<u>1</u>	<u>2,597</u>
Leg. Dist. 24	1	822	164	25	0	123
	2	651	123	35	0	118
	3	672	119	24	0	127
	4	660	122	17	0	117
	5	540	90	18	0	92
	6	414	54	5	0	74
	7	510	74	9	0	99
	8	570	88	17	0	95
	9	444	62	7	0	112
	10	111	15	0	0	21
	11	615	100	5	0	171
	12	390	65	0	0	98
	13	540	95	20	0	96
	14	606	105	32	0	105
	15	609	102	9	0	141
	16	582	102	20	0	92
	17	162	24	5	0	40
	18	285	47	3	0	38
	19	702	135	34	0	128
Leg. Dist. 24		<u>9,885</u>	<u>1,686</u>	<u>285</u>	<u>0</u>	<u>1,887</u>
Leg. Dist. 25	1	921	190	17	0	141
	2	489	108	2	0	105

COMMISSIONER OF SCHOOLS
 CITY OF ROCHESTER
 (VOTE FOR 3)
 DETAIL - PART 2 OF 2

<u>LEGISLATIVE DISTRICT OR TOWN</u>	<u>ELECTION DISTRICT</u>	<u>TOTAL VOTERS</u>	JAMES R. BOWERS <u>DEM</u>	DAVID W. HURSH <u>GRE</u>	<u>SCATTER</u>	<u>BLANK AND VOID</u>
Leg. Dist. 25	3	822	188	4	0	156
	4	192	42	1	0	41
	5	426	109	1	0	66
	6	567	96	8	0	122
	7	573	128	0	0	143
	8	723	190	1	0	109
	9	414	112	0	0	50
	10	630	150	11	0	86
	11	468	121	1	0	84
	12	630	124	22	0	87
	13	513	127	2	0	85
	14	708	137	16	0	113
	15	462	114	1	0	100
	16	249	33	8	0	25
	17	363	96	2	0	47
	18	30	2	0	0	7
	19	651	117	9	0	139
	20	585	103	9	0	166
	21	288	50	7	0	44
Leg. Dist. 25		<u>10,704</u>	<u>2,337</u>	<u>122</u>	<u>0</u>	<u>1,916</u>
Leg. Dist. 26	1	483	68	3	0	102
	2	351	57	3	0	67
	3	711	80	6	0	167
	4	582	54	3	0	138
	5	561	81	5	3	97
	6/7	612	92	4	0	132
	8	612	101	8	0	117
	9	678	99	10	3	141
	10	489	78	2	0	97
	11	729	79	2	0	161
	12	1,032	163	15	0	192
	14	516	73	4	0	101
	15	624	86	16	0	142
	16	558	79	3	0	123
	17	9	2	0	0	3
Leg. Dist. 26		<u>8,547</u>	<u>1,192</u>	<u>84</u>	<u>6</u>	<u>1,780</u>
Leg. Dist. 27	1	699	137	1	0	114
	2	681	144	5	0	106

COMMISSIONER OF SCHOOLS
 CITY OF ROCHESTER
 (VOTE FOR 3)
 DETAIL - PART 2 OF 2

<u>LEGISLATIVE DISTRICT OR TOWN</u>	<u>ELECTION DISTRICT</u>	<u>TOTAL VOTERS</u>	<u>JAMES R. BOWERS DEM</u>	<u>DAVID W. HURSH GRE</u>	<u>SCATTER</u>	<u>BLANK AND VOID</u>
Leg. Dist. 27	3/24/25	606	122	16	0	90
	4	831	166	9	0	125
	5	882	205	8	0	125
	6	636	122	6	0	115
	7	696	145	13	0	95
	8	585	134	1	0	78
	9	750	169	12	0	107
	10	636	128	8	0	94
	11	708	135	8	0	113
	12	654	151	8	0	108
	13	591	138	3	0	80
	14	501	109	4	0	82
	15	612	142	6	0	100
	16	762	168	5	0	112
	17	312	58	0	0	46
	18	390	103	3	0	41
	19	654	148	6	0	95
	20	471	105	2	0	97
	21	360	80	2	0	47
	22	414	103	4	0	58
	23	417	92	2	0	73
	27	363	57	3	0	99
	28	546	120	5	0	117
	29	360	70	5	0	42
Leg. Dist. 27		<u>15,117</u>	<u>3,251</u>	<u>145</u>	<u>0</u>	<u>2,359</u>
Leg. Dist. 28	1/19	450	78	0	0	100
	2	606	98	4	0	144
	3	435	66	0	0	139
	4	711	100	4	0	189
	5	504	58	1	0	169
	6	510	74	2	0	135
	7	651	88	1	0	177
	8	561	75	2	0	194
	9	513	68	5	0	111
	10	330	42	2	0	62
	11	414	63	0	0	93
	12	270	53	2	0	51
	13	579	92	3	0	130
	14	498	85	3	0	101

COMMISSIONER OF SCHOOLS
 CITY OF ROCHESTER
 (VOTE FOR 3)
 DETAIL - PART 2 OF 2

<u>LEGISLATIVE DISTRICT OR TOWN</u>	<u>ELECTION DISTRICT</u>	<u>TOTAL VOTERS</u>	JAMES R. BOWERS <u>DEM</u>	DAVID W. HURSH <u>GRE</u>	<u>SCATTER</u>	BLANK AND VOID
Leg. Dist. 28						
	15	300	40	0	0	58
	16	504	72	4	0	136
	17	471	67	3	0	102
	18	474	79	1	0	90
	21	672	82	12	0	143
	22	303	53	1	0	54
	23	726	122	7	0	145
Leg. Dist. 28		<u>10,482</u>	<u>1,555</u>	<u>57</u>	<u>0</u>	<u>2,523</u>
Leg. Dist. 29						
	1	162	30	1	0	28
	2	114	28	1	0	24
	3	366	65	1	0	78
	4	588	91	2	0	141
	5	792	119	5	0	177
	6/7	588	86	5	0	123
	8	729	121	4	0	157
	9	528	81	5	0	121
	10	465	89	2	0	103
	11	447	70	1	0	87
	12	669	116	3	0	135
	13	417	86	2	0	95
	14/15/17	492	81	4	0	127
	16	192	37	1	0	56
	18	537	76	5	0	109
	19	381	62	2	0	61
	20	615	129	7	0	116
	21	591	99	6	0	127
	22	384	92	4	0	62
	23	612	99	1	0	230
	24	648	103	0	0	130
	25	639	92	2	0	162
	26	564	124	3	0	127
Leg. Dist. 29		<u>11,520</u>	<u>1,976</u>	<u>67</u>	<u>0</u>	<u>2,576</u>
GRAND TOTAL:		<u><u>110,052</u></u>	<u><u>19,585</u></u>	<u><u>1,415</u></u>	<u><u>9</u></u>	<u><u>21,222</u></u>

TOWN OF BRIGHTON
SUPERVISOR

LEGISLATIVE DISTRICT OR TOWN	ELECTION DISTRICT	TOTAL VOTERS	GUY ROBERTS REP	SANDRA L. FRANKEL DEM	GUY ROBERTS CON	SCATTER	BLANK AND VOID
Brighton							
	1	298	84	204	6	0	4
	2	189	60	114	4	0	11
	3	262	101	138	6	0	17
	4	261	66	187	2	0	6
	5	235	39	189	4	0	3
	6	369	131	208	17	0	13
	7	215	59	128	8	0	20
	8	291	113	156	8	0	14
	9	250	58	182	5	0	5
	10	293	83	194	7	0	9
	11	276	92	172	7	0	5
	12	369	85	265	7	0	12
	13	236	57	168	3	0	8
	14	126	32	85	7	0	2
	15	229	91	118	11	0	9
	16	203	107	87	4	0	5
	17	164	17	137	2	0	8
	18	229	50	169	2	0	8
	19	288	63	212	7	0	6
	20	175	40	119	6	0	10
	21	312	74	222	9	0	7
	22	281	84	189	2	0	6
	23	268	66	196	2	0	4
	24	209	65	119	6	0	19
	25	215	43	158	8	0	6
	26	211	62	132	6	0	11
	27	243	58	172	9	0	4
	28	308	94	197	9	0	8
	29	191	72	103	4	0	12
	30	458	156	262	7	0	33
	31	240	53	181	4	0	2
	32	325	86	220	6	0	13
	33	250	62	177	7	0	4
	34	256	87	142	16	0	11
	35	245	50	186	4	0	5
	36	160	47	96	3	0	14
	37	263	54	193	8	0	8
	38	244	78	149	3	0	14
	39	231	72	145	9	0	5

TOWN OF BRIGHTON
SUPERVISOR

LEGISLATIVE DISTRICT OR TOWN	ELECTION DISTRICT	TOTAL VOTERS	GUY ROBERTS REP	SANDRA L. FRANKEL DEM	GUY ROBERTS CON	SCATTER	BLANK AND VOID
Brighton							
	40	430	105	312	5	0	8
	41	287	53	226	3	0	5
	42	94	22	65	6	0	1
	43	280	76	183	10	0	11
	44	98	24	64	3	0	7
	45	137	37	90	7	0	3
	46	112	29	77	1	0	5
GRAND TOTAL:		<u>11,306</u>	<u>3,137</u>	<u>7,488</u>	<u>280</u>	<u>0</u>	<u>401</u>

TOWN OF BRIGHTON
TOWN CLERK

LEGISLATIVE DISTRICT OR TOWN	ELECTION DISTRICT	TOTAL VOTERS	SUSAN KRAMARSKY DEM	SCATTER	BLANK AND VOID
Brighton	1	298	203	0	95
	2	189	112	0	77
	3	262	121	0	141
	4	261	190	0	71
	5	235	183	0	52
	6	369	203	0	166
	7	215	125	0	90
	8	291	166	0	125
	9	250	175	0	75
	10	293	193	0	100
	11	276	168	0	108
	12	369	272	0	97
	13	236	162	0	74
	14	126	81	0	45
	15	229	117	0	112
	16	203	92	0	111
	17	164	123	0	41
	18	229	171	0	58
	19	288	206	0	82
	20	175	118	0	57
	21	312	212	0	100
	22	281	192	0	89
	23	268	188	1	79
	24	209	108	0	101
	25	215	155	0	60
	26	211	126	0	85
	27	243	173	0	70
	28	308	209	0	99
	29	191	97	0	94
	30	458	270	0	188
	31	240	175	0	65
	32	325	216	0	109
	33	250	178	0	72
	34	256	152	0	104
	35	245	177	0	68
	36	160	93	0	67
	37	263	185	0	78
	38	244	145	1	98
	39	231	153	0	78
	40	430	315	0	115

TOWN OF BRIGHTON
TOWN CLERK

LEGISLATIVE DISTRICT OR TOWN	ELECTION DISTRICT	TOTAL VOTERS	SUSAN KRAMARSKY		BLANK AND VOID
			DEM	SCATTER	
Brighton					
	41	287	211	0	76
	42	94	68	0	26
	43	280	186	0	94
	44	98	55	0	43
	45	137	91	0	46
	46	112	80	0	32
GRAND TOTAL:		<u>11,306</u>	<u>7,391</u>	<u>2</u>	<u>3,913</u>

TOWN OF BRIGHTON
TOWN JUSTICE

LEGISLATIVE DISTRICT OR TOWN	ELECTION DISTRICT	TOTAL VOTERS	JAMES E. MORRIS REP	JAMES E. MORRIS CON	SCATTER	BLANK AND VOID
Brighton	1	298	174	10	0	114
	2	189	104	10	0	75
	3	262	150	12	0	100
	4	261	128	6	0	127
	5	235	100	8	0	127
	6	369	209	21	0	139
	7	215	96	16	0	103
	8	291	205	8	0	78
	9	250	141	15	0	94
	10	293	168	11	0	114
	11	276	169	16	0	91
	12	369	189	13	0	167
	13	236	135	12	0	89
	14	126	69	8	0	49
	15	229	130	19	0	80
	16	203	155	5	0	43
	17	164	45	3	0	116
	18	229	111	8	0	110
	19	288	153	13	0	122
	20	175	84	8	0	83
	21	312	150	17	0	145
	22	281	171	10	0	100
	23	268	139	8	0	121
	24	209	116	13	0	80
	25	215	108	11	0	96
	26	211	107	9	0	95
	27	243	122	16	0	105
	28	308	189	13	0	106
	29	191	120	9	0	62
	30	458	229	8	0	221
	31	240	141	12	0	87
	32	325	173	15	0	137
	33	250	136	8	0	106
	34	256	141	23	0	92
	35	245	106	8	0	131
	36	160	85	8	0	67
	37	263	116	19	0	128
	38	244	134	4	0	106
	39	231	118	15	0	98
	40	430	243	14	0	173
	41	287	146	8	0	133
	42	94	56	7	0	31
	43	280	151	15	0	114
	44	98	48	5	0	45
	45	137	67	6	0	64
	46	112	58	1	0	53

TOWN OF BRIGHTON
TOWN JUSTICE

LEGISLATIVE DISTRICT OR TOWN	ELECTION DISTRICT	TOTAL VOTERS	JAMES E. MORRIS REP	JAMES E. MORRIS CON	SCATTER	BLANK AND VOID
GRAND TOTAL:		11,306	6,085	504	0	4,717

TOWN OF BRIGHTON
MEMBER OF COUNCIL
(VOTE FOR 2)
PART 1 OF 2

<u>LEGISLATIVE DISTRICT OR TOWN</u>	<u>ELECTION DISTRICT</u>	<u>TOTAL VOTERS</u>	LESLEY D. BLAIR <u>REP</u>	ALLEN S. BERNSTEIN <u>REP</u>	JAMES R. VOGEL <u>DEM</u>	JILL VIGDORFELDMAN <u>DEM</u>
Brighton	1	596	89	108	186	172
	2	378	75	83	95	78
	3	524	108	124	121	103
	4	522	66	93	178	147
	5	470	44	57	178	164
	6	738	115	148	221	178
	7	430	70	74	111	97
	8	582	132	150	135	115
	9	500	66	85	158	140
	10	586	88	120	180	155
	11	552	99	109	158	131
	12	738	91	131	238	218
	13	472	60	82	157	131
	14	252	32	47	80	70
	15	458	83	95	117	88
	16	406	99	121	85	72
	17	328	22	31	119	113
	18	458	56	63	165	142
	19	576	79	104	190	161
	20	350	45	62	109	93
	21	624	96	112	188	174
	22	562	82	110	186	159
	23	536	77	104	177	148
	24	418	76	97	103	76
	25	430	51	66	148	127
	26	422	68	84	122	104
	27	486	56	72	161	162
	28	616	100	128	171	161
	29	382	80	98	83	68
	30	916	175	185	228	209
	31	480	65	96	156	129
	32	650	91	112	201	181
	33	500	69	90	165	145
	34	512	90	105	137	112
	35	490	56	81	169	148
	36	320	56	61	82	74
	37	526	60	84	173	152
	38	488	88	92	129	126
	39	462	68	83	141	116
	40	860	103	164	298	232
	41	574	79	84	192	172

TOWN OF BRIGHTON
MEMBER OF COUNCIL
(VOTE FOR 2)
PART 1 OF 2

LEGISLATIVE DISTRICT OR TOWN	ELECTION DISTRICT	TOTAL VOTERS	LESLYE D. BLAIR REP	ALLEN S. BERNSTEIN REP	JAMES R. VOGEL DEM	JILL VIGDORFELDMAN DEM
Brighton	42	188	25	40	58	47
	43	560	89	112	170	136
	44	196	31	36	55	42
	45	274	32	49	88	70
	46	224	29	44	72	56
GRAND TOTAL:		22,612	3,411	4,276	6,834	5,894

TOWN OF BRIGHTON
MEMBER OF COUNCIL
(VOTE FOR 2)
PART 2 OF 2

LEGISLATIVE DISTRICT OR TOWN	ELECTION DISTRICT	TOTAL VOTERS	LESLYE D. BLAIR	ALLEN S. BERNSTEIN	SCATTER	BLANK AND VOID
			CON	CON		
Brighton						
	1	596	6	9	0	26
	2	378	8	7	0	32
	3	524	6	5	0	57
	4	522	3	4	0	31
	5	470	5	5	0	17
	6	738	14	17	0	45
	7	430	10	10	0	58
	8	582	6	9	0	35
	9	500	11	12	0	28
	10	586	10	9	0	24
	11	552	9	9	0	37
	12	738	7	9	0	44
	13	472	4	7	0	31
	14	252	6	7	0	10
	15	458	15	17	0	43
	16	406	4	5	0	20
	17	328	0	5	0	38
	18	458	3	6	0	23
	19	576	8	8	0	26
	20	350	8	8	0	25
	21	624	13	14	0	27
	22	562	2	4	0	19
	23	536	1	2	0	27
	24	418	5	8	0	53
	25	430	7	6	0	25
	26	422	6	6	0	32
	27	486	6	6	0	23
	28	616	10	9	0	37
	29	382	5	8	0	40
	30	916	5	9	0	105
	31	480	3	4	0	27
	32	650	7	10	0	48
	33	500	6	9	0	16
	34	512	16	18	0	34
	35	490	4	4	0	28
	36	320	2	3	0	42
	37	526	11	14	0	32
	38	488	2	3	0	48
	39	462	10	10	0	34
	40	860	5	10	0	48
	41	574	3	7	0	37

TOWN OF BRIGHTON
 MEMBER OF COUNCIL
 (VOTE FOR 2)
 PART 2 OF 2

<u>LEGISLATIVE DISTRICT OR TOWN</u>	<u>ELECTION DISTRICT</u>	<u>TOTAL VOTERS</u>	<u>LESLYE D. BLAIR CON</u>	<u>ALLEN S. BERNSTEIN CON</u>	<u>SCATTER</u>	<u>BLANK AND VOID</u>
Brighton	42	188	4	7	0	7
	43	560	7	10	0	36
	44	196	4	4	0	24
	45	274	9	5	0	21
	46	224	2	2	0	19
GRAND TOTAL:		22,612	298	360	0	1,539

TOWN OF CHILI
SUPERVISOR

LEGISLATIVE DISTRICT OR TOWN	ELECTION DISTRICT	TOTAL VOTERS	STEPHEN W. HENDERSHOTT	JASON R. ELLIOTTO	GEORGE A. GOODWIN, JR.	SCATTER	BLANK AND VOID
			REP	DEM	CON		
Chili							
	1	257	126	94	24	0	13
	2	327	124	163	33	0	7
	3	284	137	99	25	0	23
	4	181	67	79	24	0	11
	5	263	137	102	18	0	6
	6	296	118	135	27	0	16
	7	153	83	53	9	0	8
	8	247	130	94	17	0	6
	9	249	114	97	24	0	14
	10	241	118	74	38	0	11
	11	321	158	110	34	0	19
	12	352	168	125	36	0	23
	13	346	151	159	24	0	12
	14	298	120	128	37	0	13
	15	280	137	104	23	0	16
	16	326	149	154	9	0	14
	17	551	258	233	30	0	30
	18	312	150	123	24	0	15
	19	243	112	112	12	0	7
	20	304	135	133	18	0	18
	21	220	90	91	23	0	16
	22	293	102	147	22	0	22
	23	188	84	82	15	0	7
	24	289	120	133	23	0	13
	25	193	73	95	14	0	11
	26	296	132	125	29	0	10
	27	263	104	128	21	0	10
	28	184	54	95	17	0	18
	29	200	78	89	25	0	8
	30	155	56	68	20	0	11
GRAND TOTAL:		8,112	3,585	3,424	695	0	408

TOWN OF CHILI
TOWN CLERK

LEGISLATIVE DISTRICT OR TOWN	ELECTION DISTRICT	TOTAL VOTERS	RICHARD J. BRONGO REP	RICHARD J. BRONGO CON	SCATTER	BLANK AND VOID
Chili	1	257	162	27	0	68
	2	327	188	36	0	103
	3	284	168	23	0	93
	4	181	101	23	0	57
	5	263	161	16	0	86
	6	296	169	26	0	101
	7	153	85	17	0	51
	8	247	157	17	0	73
	9	249	153	23	0	73
	10	241	137	37	0	67
	11	321	203	26	0	92
	12	352	212	34	0	106
	13	346	206	28	0	112
	14	298	177	32	0	89
	15	280	169	25	0	86
	16	326	192	20	0	114
	17	551	338	30	0	183
	18	312	193	29	0	90
	19	243	146	15	0	82
	20	304	187	25	1	91
	21	220	123	17	0	80
	22	293	154	19	1	119
	23	188	116	23	0	49
	24	289	159	26	0	104
	25	193	93	20	0	80
	26	296	175	34	0	87
	27	263	146	36	0	81
	28	184	89	10	0	85
	29	200	113	17	0	70
	30	155	83	17	0	55
GRAND TOTAL:		<u>8,112</u>	<u>4,755</u>	<u>728</u>	<u>2</u>	<u>2,627</u>

TOWN OF CHILI
TOWN JUSTICE

LEGISLATIVE DISTRICT OR TOWN	ELECTION DISTRICT	TOTAL VOTERS	MELVIN L. OLVER REP	MELVIN L. OLVER CON	SCATTER	BLANK AND VOID
Chili	1	257	159	22	0	76
	2	327	190	33	0	104
	3	284	169	19	0	96
	4	181	103	20	0	58
	5	263	166	15	0	82
	6	296	168	23	0	105
	7	153	85	18	0	50
	8	247	160	16	0	71
	9	249	147	25	0	77
	10	241	137	38	0	66
	11	321	193	27	1	100
	12	352	211	31	0	110
	13	346	194	30	0	122
	14	298	175	31	0	92
	15	280	161	23	0	96
	16	326	192	18	0	116
	17	551	329	29	0	193
	18	312	179	28	0	105
	19	243	143	15	0	85
	20	304	178	25	1	100
	21	220	118	18	0	84
	22	293	147	17	1	128
	23	188	107	22	0	59
	24	289	161	27	0	101
	25	193	91	19	0	83
	26	296	178	29	0	89
	27	263	142	33	0	88
	28	184	85	10	0	89
	29	200	116	20	0	64
	30	155	82	19	0	54
GRAND TOTAL:		<u>8,112</u>	<u>4,666</u>	<u>700</u>	<u>3</u>	<u>2,743</u>

TOWN OF CHILI
MEMBER OF COUNCIL
(VOTE FOR 2)
PART 1 OF 2

LEGISLATIVE DISTRICT OR TOWN	ELECTION DISTRICT	TOTAL VOTERS	J. DONALD FASO	MARY C. SPERR	JAMES J. POWERS	GEORGE J. BARTNETT	J. DONALD FASO	MARY C. SPERR
			REP	REP	DEM	DEM	IND	IND
Chili								
	1	514	120	130	95	75	8	8
	2	654	125	152	156	117	3	8
	3	568	127	134	108	89	3	5
	4	362	78	77	74	64	8	6
	5	526	124	134	111	80	5	8
	6	592	145	139	125	99	8	12
	7	306	59	71	71	52	1	2
	8	494	137	145	69	59	6	6
	9	498	112	116	105	76	7	9
	10	482	104	117	91	69	10	9
	11	642	150	162	126	83	14	9
	12	704	157	169	126	94	9	9
	13	692	147	169	159	97	8	13
	14	596	126	130	123	102	12	7
	15	560	136	132	100	67	10	8
	16	652	147	149	143	116	6	9
	17	1,102	243	271	244	176	16	13
	18	624	158	153	109	84	6	9
	19	486	115	114	101	86	7	5
	20	608	134	132	135	95	6	15
	21	440	86	100	97	73	1	4
	22	586	104	111	141	118	8	9
	23	376	89	93	76	54	5	8
	24	578	120	123	118	102	10	13
	25	386	62	62	95	85	10	9
	26	592	139	137	109	74	11	16
	27	526	107	109	129	85	3	8
	28	368	55	58	87	77	6	6
	29	400	78	85	95	70	10	10
	30	310	58	67	58	43	3	6
GRAND TOTAL:		<u>16,224</u>	<u>3,542</u>	<u>3,741</u>	<u>3,376</u>	<u>2,561</u>	<u>220</u>	<u>259</u>

TOWN OF CHILI
MEMBER OF COUNCIL
(VOTE FOR 2)
PART 2 OF 2

LEGISLATIVE DISTRICT OR TOWN	ELECTION DISTRICT	TOTAL VOTERS	JAMES J. POWERS	GEORGE J. BARTNETT	EDWARD MERANTE	SCATTER	BLANK AND VOID
			CON	CON	IOC		
Chili							
	1	514	16	23	8	0	31
	2	654	23	18	12	0	40
	3	568	20	19	10	0	53
	4	362	12	15	5	0	23
	5	526	9	10	2	0	43
	6	592	9	11	3	0	41
	7	306	12	12	3	0	23
	8	494	14	16	7	0	35
	9	498	10	8	12	0	43
	10	482	21	22	9	0	30
	11	642	26	21	10	0	41
	12	704	31	27	8	0	74
	13	692	26	15	16	0	42
	14	596	21	22	11	0	42
	15	560	13	19	18	0	57
	16	652	13	6	10	0	53
	17	1,102	17	19	13	0	90
	18	624	26	23	9	0	47
	19	486	6	4	7	0	41
	20	608	15	11	5	0	60
	21	440	14	11	8	0	46
	22	586	16	16	7	1	55
	23	376	12	13	3	0	23
	24	578	22	20	6	0	44
	25	386	11	10	11	0	31
	26	592	27	24	12	0	43
	27	526	18	22	9	0	36
	28	368	12	12	10	0	45
	29	400	7	11	4	0	30
	30	310	15	18	10	0	32
GRAND TOTAL:		<u>16,224</u>	<u>494</u>	<u>478</u>	<u>258</u>	<u>1</u>	<u>1,294</u>

TOWN OF CLARKSON
SUPERVISOR

LEGISLATIVE DISTRICT OR TOWN	ELECTION DISTRICT	TOTAL VOTERS	PAUL M. KIMBALL REP	CHRISTA L. FILIPOWICZ CON	SCATTER	BLANK AND VOID
Clarkson	1	415	216	172	0	27
	2	258	154	79	0	25
	3	286	177	95	0	14
	4	314	202	99	0	13
	5	318	179	123	0	16
GRAND TOTAL:		<u>1,591</u>	<u>928</u>	<u>568</u>	<u>0</u>	<u>95</u>

TOWN OF CLARKSON
TOWN JUSTICE

LEGISLATIVE DISTRICT OR TOWN	ELECTION DISTRICT	TOTAL VOTERS	ALLYN S. HAMMEL REP	CYNTHIA T. CHASSE IND	ALLYN S. HAMMEL CON	SCATTER	BLANK AND VOID
Clarkson	1	415	233	86	51	0	45
	2	258	165	33	22	0	38
	3	286	178	35	29	0	44
	4	314	202	38	36	0	38
	5	318	195	54	36	0	33
GRAND TOTAL:		<u>1,591</u>	<u>973</u>	<u>246</u>	<u>174</u>	<u>0</u>	<u>198</u>

TOWN OF CLARKSON
 MEMBER OF COUNCIL
 (VOTE FOR 2)

<u>LEGISLATIVE DISTRICT OR TOWN</u>	<u>ELECTION DISTRICT</u>	<u>TOTAL VOTERS</u>	<u>DUANE A. MARSHALL REP</u>	<u>ALLAN T. HOY REP</u>	<u>SCATTER</u>	<u>BLANK AND VOID</u>
Clarkson	1	830	290	292	0	248
	2	516	183	175	0	158
	3	572	202	219	0	151
	4	628	229	226	0	173
	5	636	243	230	0	163
GRAND TOTAL:		<u>3,182</u>	<u>1,147</u>	<u>1,142</u>	<u>0</u>	<u>893</u>

TOWN OF CLARKSON
SUPERINTENDENT OF HIGHWAYS

LEGISLATIVE DISTRICT OR TOWN	ELECTION DISTRICT	TOTAL VOTERS	DAVID J. GOODWIN		BLANK AND VOID
			REP	SCATTER	
Clarkson					
	1	415	313	0	102
	2	258	199	0	59
	3	286	236	0	50
	4	314	247	0	67
	5	318	245	0	73
GRAND TOTAL:		<u>1,591</u>	<u>1,240</u>	<u>0</u>	<u>351</u>

VILLAGE/TOWN OF EAST ROCHESTER
 VILLAGE TRUSTEE
 4 YEAR TERM
 (VOTE FOR 2)
 PART 1 OF 2

LEGISLATIVE DISTRICT OR TOWN	ELECTION DISTRICT	TOTAL VOTERS	MICHAEL J. FLANIGAN	PAUL M. FIORAVANTI	TERRENCE C. BROWN- STEINER	NOREEN R. GALLAGHER	TERRENCE C. BROWN- STEINER
			REP	REP	DEM	DEM	IND
East Rochester	1	504	130	155	70	60	4
	2	518	152	162	57	58	7
	3	596	160	186	96	89	5
	4	470	123	152	66	53	4
	5	400	104	121	58	45	12
	6	438	113	135	71	58	7
	7	502	123	139	86	71	6
GRAND TOTAL:		<u>3,428</u>	<u>905</u>	<u>1,050</u>	<u>504</u>	<u>434</u>	<u>45</u>

VILLAGE/TOWN OF EAST ROCHESTER
 VILLAGE TRUSTEE
 4 YEAR TERM
 (VOTE FOR 2)
 PART 2 OF 2

LEGISLATIVE DISTRICT OR TOWN	ELECTION DISTRICT	TOTAL VOTERS	NOREEN R. GALLAGHER	MICHAEL J. FLANIGAN	PAUL M. FIORAVANTI	SCATTER	BLANK AND VOID
			IND	CON	CON		
East Rochester	1	504	1	18	21	0	45
	2	518	6	20	22	0	34
	3	596	6	14	14	0	26
	4	470	6	12	17	0	37
	5	400	9	12	13	0	26
	6	438	4	8	12	0	30
	7	502	7	18	17	0	35
GRAND TOTAL:		<u>3,428</u>	<u>39</u>	<u>102</u>	<u>116</u>	<u>0</u>	<u>233</u>

VILLAGE/TOWN OF EAST ROCHESTER
VILLAGE TRUSTEE
2 YEAR TERM

LEGISLATIVE DISTRICT OR TOWN	ELECTION DISTRICT	TOTAL VOTERS	TONY ARGENTO REP	DENNIS J. GRECO DEM	DENNIS J. GRECO IND	TONY ARGENTO CON	SCATTER	BLANK AND VOID
East Rochester	1	252	131	69	4	19	0	29
	2	259	152	69	9	18	0	11
	3	298	159	103	8	16	0	12
	4	235	131	64	7	15	0	18
	5	200	107	56	10	10	0	17
	6	219	109	82	7	8	0	13
	7	251	120	90	12	15	0	14
GRAND TOTAL:		<u>1,714</u>	<u>909</u>	<u>533</u>	<u>57</u>	<u>101</u>	<u>0</u>	<u>114</u>

TOWN OF GATES
SUPERVISOR

LEGISLATIVE DISTRICT OR TOWN	ELECTION DISTRICT	TOTAL VOTERS	RALPH J. ESPOSITO	RALPH J. ESPOSITO	SCATTER	BLANK AND VOID
			REP	CON		
Gates						
	1	177	99	20	1	57
	2	236	175	11	0	50
	3	150	84	15	0	51
	4	254	156	27	0	71
	5	354	265	17	0	72
	6	261	178	14	0	69
	7	272	191	19	0	62
	8	184	124	13	0	47
	9	295	204	15	1	75
	10	141	90	6	0	45
	11	174	120	15	0	39
	12	159	102	10	0	47
	13	241	157	20	0	64
	14	216	148	6	0	62
	15	280	198	22	0	60
	16	190	125	20	0	45
	17	196	131	13	0	52
	18	208	137	22	0	49
	19	225	132	18	0	75
	20	217	148	14	2	53
	21	218	161	13	0	44
	22	194	124	26	0	44
	23	228	135	27	0	66
	24	188	114	21	0	53
	25	252	181	13	0	58
	26	246	155	26	0	65
	27	237	139	18	0	80
	28	198	130	16	0	52
	29	222	137	22	2	61
	30	138	81	17	0	40
	31	174	130	11	0	33
	32	263	164	18	1	80
	33	133	83	16	0	34
	34	170	119	10	0	41
	35	148	98	6	0	44
GRAND TOTAL:		<u>7,439</u>	<u>4,915</u>	<u>577</u>	<u>7</u>	<u>1,940</u>

TOWN OF GATES
TOWN JUSTICE

LEGISLATIVE DISTRICT OR TOWN	ELECTION DISTRICT	TOTAL VOTERS	PETER P. PUPATELLI	PETER P. PUPATELLI	SCATTER	BLANK AND VOID
			REP	CON		
Gates						
	1	177	100	18	0	59
	2	236	154	13	0	69
	3	150	76	10	0	64
	4	254	136	25	0	93
	5	354	248	8	0	98
	6	261	172	14	0	75
	7	272	183	21	0	68
	8	184	115	17	0	52
	9	295	164	13	0	118
	10	141	85	6	0	50
	11	174	117	17	0	40
	12	159	94	8	0	57
	13	241	142	20	0	79
	14	216	133	10	0	73
	15	280	182	22	0	76
	16	190	113	18	0	59
	17	196	115	17	0	64
	18	208	130	18	0	60
	19	225	129	13	0	83
	20	217	140	12	0	65
	21	218	145	10	0	63
	22	194	119	22	0	53
	23	228	133	22	0	73
	24	188	111	19	0	58
	25	252	162	12	0	78
	26	246	147	21	0	78
	27	237	125	20	0	92
	28	198	113	15	0	70
	29	222	129	19	0	74
	30	138	69	15	0	54
	31	174	107	11	0	56
	32	263	158	17	0	88
	33	133	80	14	0	39
	34	170	111	8	0	51
	35	148	92	5	0	51
GRAND TOTAL:		<u>7,439</u>	<u>4,529</u>	<u>530</u>	<u>0</u>	<u>2,380</u>

TOWN OF GATES
MEMBER OF COUNCIL
(VOTE FOR 2)

LEGISLATIVE DISTRICT OR TOWN	ELECTION DISTRICT	TOTAL VOTERS	JOHN J. MAGGIO	ELAINE P. TETTE	JOHN J. MAGGIO	ELAINE P. TETTE	SCATTER	BLANK AND VOID
			REP	REP	CON	CON		
Gates	1	354	103	98	21	20	0	112
	2	472	162	159	12	11	0	128
	3	300	77	78	14	9	0	122
	4	508	141	140	25	25	0	177
	5	708	251	250	9	10	0	188
	6	522	166	170	16	15	0	155
	7	544	186	182	22	20	0	134
	8	368	118	116	19	18	0	97
	9	590	179	172	13	14	1	211
	10	282	87	85	6	5	0	99
	11	348	115	118	18	15	0	82
	12	318	97	97	9	8	0	107
	13	482	137	136	21	18	0	170
	14	432	137	128	10	8	0	149
	15	560	176	172	25	21	0	166
	16	380	113	108	16	17	0	126
	17	392	113	114	14	13	1	137
	18	416	132	125	19	19	0	121
	19	450	127	126	18	16	0	163
	20	434	144	139	14	12	0	125
	21	436	152	144	8	10	0	122
	22	388	119	121	23	25	0	100
	23	456	128	130	25	26	0	147
	24	376	107	111	19	18	0	121
	25	504	159	168	12	10	0	155
	26	492	143	139	24	21	0	165
	27	474	124	116	22	23	0	189
	28	396	118	116	15	13	0	134
	29	444	134	125	14	16	2	153
	30	276	69	68	17	16	0	106
	31	348	105	106	12	14	0	111
	32	526	157	158	19	21	0	171
	33	266	78	76	16	15	0	81
	34	340	108	109	10	12	0	101
	35	296	92	87	7	5	0	105
GRAND TOTAL:		<u>14,878</u>	<u>4,554</u>	<u>4,487</u>	<u>564</u>	<u>539</u>	<u>4</u>	<u>4,730</u>

TOWN OF GREECE
SUPERVISOR

LEGISLATIVE DISTRICT OR TOWN	ELECTION DISTRICT	TOTAL VOTERS	JOHN T. AUBERGER REP	JOHN T. AUBERGER CON	SCATTER	BLANK AND VOID
Greece						
	1	225	138	29	0	58
	2	190	142	17	0	31
	3	221	168	16	0	37
	4	163	114	20	0	29
	5	165	123	11	0	31
	6	200	131	27	0	42
	7	234	157	17	2	58
	8	211	150	20	0	41
	9	203	135	18	0	50
	10	175	118	14	3	40
	11	102	66	9	0	27
	12	165	104	23	0	38
	13	235	140	27	0	68
	14	175	110	18	0	47
	15	164	117	14	0	33
	16	134	101	9	0	24
	17	221	152	27	0	42
	18	243	164	29	0	50
	19	172	112	16	1	43
	20	187	117	28	1	41
	21	252	174	26	0	52
	22	196	141	13	0	42
	23	273	179	26	0	68
	24	322	214	27	1	80
	25	202	132	22	1	47
	26	191	131	19	0	41
	27	265	166	32	1	66
	28	219	159	19	0	41
	29	217	140	22	3	52
	30	201	133	16	2	50
	31	227	161	21	0	45
	32	234	144	33	4	53
	33	251	173	22	0	56
	34	230	155	33	1	41
	35	201	143	19	2	37
	36	270	187	24	0	59
	37	169	111	23	0	35
	38	247	165	25	1	56
	39	113	68	14	0	31
	40	214	158	15	0	41
	41	226	156	17	4	49
	42	195	126	11	0	58
	43	272	173	36	2	61
	44	250	176	24	0	50
	45	186	124	11	1	50
	46	139	96	14	0	29
	47	243	166	25	0	52

TOWN OF GREECE
SUPERVISOR

LEGISLATIVE DISTRICT OR TOWN	ELECTION DISTRICT	TOTAL VOTERS	JOHN T. AUBERGER REP	JOHN T. AUBERGER CON	SCATTER	BLANK AND VOID
Greece						
	48	181	128	10	0	43
	49	197	131	16	0	50
	50	223	150	27	2	44
	51	164	101	20	0	43
	52	266	178	32	0	56
	53	153	91	26	1	35
	54	188	116	28	0	44
	55	205	138	28	0	39
	56	278	198	27	0	53
	57	212	131	26	0	55
	58	227	156	16	0	55
	59	146	85	18	0	43
	60	209	128	29	0	52
	61	226	152	23	0	51
	62	282	192	15	0	75
	63	269	175	35	0	59
	64	201	146	15	0	40
	65	278	201	16	0	61
	66	145	101	16	2	26
	67	205	130	16	9	50
	68	302	187	45	2	68
	69	183	139	8	1	35
	70	192	133	21	0	38
	71	272	198	28	0	46
	72	215	153	21	0	41
	73	141	96	15	0	30
	74	151	106	19	0	26
	75	184	136	13	0	35
	76	157	121	16	1	19
	77	273	181	30	0	62
	78	220	155	13	1	51
	79	192	128	18	0	46
	80	253	174	32	0	47
	81	206	148	20	0	38
	82	158	85	25	0	48
	83	177	119	20	0	38
	84	275	200	23	1	51
	85	238	158	25	0	55
	86	276	209	23	0	44
	87	212	137	16	7	52
	88	187	128	23	0	36
	89	169	110	22	0	37
	90	146	98	11	2	35
	91	310	223	31	0	56
	92	366	236	40	1	89
	93	278	171	29	1	77
	94	194	125	21	0	48

TOWN OF GREECE
SUPERVISOR

LEGISLATIVE DISTRICT OR TOWN	ELECTION DISTRICT	TOTAL VOTERS	JOHN T. AUBERGER REP	JOHN T. AUBERGER CON	SCATTER	BLANK AND VOID
Greece						
	95	159	108	15	0	36
	96	243	163	29	0	51
	97	311	226	26	0	59
	98	245	156	23	0	66
	99	217	157	24	1	35
	100	223	146	26	0	51
	101	149	103	16	0	30
	102	263	178	31	0	54
	103	222	144	28	0	50
	104	234	152	23	0	59
	105	181	134	13	0	34
	106	168	113	19	0	36
GRAND TOTAL:		22,587	15,272	2,298	62	4,955

TOWN OF GREECE
TOWN JUSTICE

LEGISLATIVE DISTRICT OR TOWN	ELECTION DISTRICT	TOTAL VOTERS	VINCENT B. CAMPBELL	VINCENT B. CAMPBELL	SCATTER	BLANK AND VOID
			REP	CON		
Greece						
	1	225	132	26	1	66
	2	190	135	16	0	39
	3	221	155	15	0	51
	4	163	98	17	0	48
	5	165	111	11	0	43
	6	200	123	25	0	52
	7	234	156	16	0	62
	8	211	137	23	0	51
	9	203	114	18	0	71
	10	175	112	15	0	48
	11	102	55	11	0	36
	12	165	102	21	0	42
	13	235	121	26	0	88
	14	175	103	16	0	56
	15	164	113	13	0	38
	16	134	93	13	0	28
	17	221	143	22	0	56
	18	243	146	25	0	72
	19	172	99	17	0	56
	20	187	103	25	0	59
	21	252	158	27	0	67
	22	196	129	13	0	54
	23	273	163	28	0	82
	24	322	203	27	0	92
	25	202	112	21	0	69
	26	191	124	19	0	48
	27	265	156	35	0	74
	28	219	156	17	0	46
	29	217	137	23	0	57
	30	201	125	15	0	61
	31	227	157	18	0	52
	32	234	136	32	0	66
	33	251	154	24	0	73
	34	230	144	32	0	54
	35	201	131	22	1	47
	36	270	173	24	0	73
	37	169	107	22	0	40
	38	247	160	26	0	61
	39	113	69	15	0	29
	40	214	146	12	0	56
	41	226	141	19	3	63
	42	195	121	10	0	64
	43	272	174	31	0	67
	44	250	172	19	0	59
	45	186	115	13	1	57
	46	139	87	14	0	38
	47	243	164	25	0	54

TOWN OF GREECE
TOWN JUSTICE

LEGISLATIVE DISTRICT OR TOWN	ELECTION DISTRICT	TOTAL VOTERS	VINCENT B. CAMPBELL	VINCENT B. CAMPBELL	SCATTER	BLANK AND VOID
			REP	CON		
Greece						
	48	181	122	11	0	48
	49	197	132	16	0	49
	50	223	152	22	1	48
	51	164	102	17	0	45
	52	266	162	31	0	73
	53	153	87	25	0	41
	54	188	119	27	0	42
	55	205	128	28	0	49
	56	278	189	24	0	65
	57	212	115	26	0	71
	58	227	148	17	0	62
	59	146	81	15	0	50
	60	209	116	24	0	69
	61	226	129	22	0	75
	62	282	164	12	0	106
	63	269	163	30	0	76
	64	201	136	14	0	51
	65	278	183	14	0	81
	66	145	97	12	0	36
	67	205	118	19	2	66
	68	302	171	35	0	96
	69	183	124	9	1	49
	70	192	129	19	0	44
	71	272	191	29	0	52
	72	215	148	22	0	45
	73	141	87	13	0	41
	74	151	101	18	0	32
	75	184	129	13	0	42
	76	157	112	17	0	28
	77	273	166	23	0	84
	78	220	146	14	0	60
	79	192	123	17	0	52
	80	253	153	31	0	69
	81	206	133	21	0	52
	82	158	82	26	0	50
	83	177	107	18	0	52
	84	275	188	21	0	66
	85	238	145	25	0	68
	86	276	192	18	0	66
	87	212	134	16	1	61
	88	187	124	25	0	38
	89	169	100	20	0	49
	90	146	92	13	1	40
	91	310	216	37	0	57
	92	366	230	36	1	99
	93	278	157	28	0	93
	94	194	119	24	0	51

TOWN OF GREECE
TOWN JUSTICE

LEGISLATIVE DISTRICT OR TOWN	ELECTION DISTRICT	TOTAL VOTERS	VINCENT B. CAMPBELL	VINCENT B. CAMPBELL	SCATTER	BLANK AND VOID
			REP	CON		
Greece						
	95	159	98	14	0	47
	96	243	149	24	0	70
	97	311	216	23	0	72
	98	245	142	22	0	81
	99	217	144	27	0	46
	100	223	139	24	0	60
	101	149	94	17	0	38
	102	263	169	28	0	66
	103	222	135	27	0	60
	104	234	150	23	0	61
	105	181	122	14	0	45
	106	168	100	20	0	48
GRAND TOTAL:		<u>22,587</u>	<u>14,265</u>	<u>2,211</u>	<u>13</u>	<u>6,098</u>

TOWN OF GREECE
MEMBER OF TOWN COUNCIL
WARD 1

LEGISLATIVE DISTRICT OR TOWN	ELECTION DISTRICT	TOTAL VOTERS	JIM SMITH REP	JIM SMITH CON	SCATTER	BLANK AND VOID
Greece	1	225	123	28	1	73
	2	190	131	19	0	40
	6	200	116	24	0	60
	11	102	54	13	0	35
	12	165	98	23	0	44
	16	134	89	15	0	30
	21	252	150	30	0	72
	22	196	133	12	0	51
	26	191	121	18	0	52
	30	201	125	16	1	59
	31	227	153	19	0	55
	34	230	144	36	1	49
	35	201	128	22	2	49
	38	247	164	24	1	58
	41	226	139	19	3	65
	46	139	87	14	0	38
	47	243	158	25	0	60
	48	181	118	12	0	51
	71	272	191	24	0	57
	74	151	98	17	0	36
	76	157	109	18	1	29
	78	220	145	13	0	62
	79	192	124	17	0	51
	82	158	80	26	0	52
	84	275	185	20	0	70
	89	169	94	21	0	54
	98	245	141	22	0	82
	99	217	146	24	0	47
	106	168	108	19	0	41
GRAND TOTAL:		<u>5,774</u>	<u>3,652</u>	<u>590</u>	<u>10</u>	<u>1,522</u>

TOWN OF GREECE
MEMBER OF TOWN COUNCIL
WARD 2

LEGISLATIVE DISTRICT OR TOWN	ELECTION DISTRICT	TOTAL VOTERS	BOB BILSKY REP	BOB BILSKY CON	SCATTER	BLANK AND VOID
Greece						
	3	221	157	15	0	49
	4	163	98	19	0	46
	13	235	127	26	0	82
	15	164	108	13	0	43
	18	243	155	30	0	58
	29	217	132	23	2	60
	36	270	168	27	0	75
	39	113	68	13	0	32
	42	195	114	11	0	70
	49	197	129	16	0	52
	50	223	150	22	0	51
	52	266	162	30	0	74
	53	153	82	25	1	45
	55	205	122	27	0	56
	56	278	186	24	0	68
	58	227	149	17	0	61
	60	209	119	24	0	66
	62	282	163	15	0	104
	64	201	138	14	0	49
	66	145	94	13	0	38
	69	183	126	9	1	47
	72	215	143	21	0	51
	73	141	86	10	0	45
	75	184	124	12	0	48
	80	253	156	32	0	65
	88	187	120	26	0	41
	95	159	98	12	0	49
	96	243	151	22	0	70
	101	149	88	16	0	45
GRAND TOTAL:		<u>5,921</u>	<u>3,713</u>	<u>564</u>	<u>4</u>	<u>1,640</u>

TOWN OF GREECE
MEMBER OF TOWN COUNCIL
WARD 3

LEGISLATIVE DISTRICT OR TOWN	ELECTION DISTRICT	TOTAL VOTERS	JERRY HELPER REP	JERRY HELPER CON	SCATTER	BLANK AND VOID
Greece						
	5	165	113	13	0	39
	7	234	161	17	2	54
	8	211	140	22	0	49
	9	203	123	18	0	62
	10	175	117	14	3	41
	14	175	106	17	0	52
	17	221	136	23	1	61
	19	172	100	18	0	54
	20	187	102	27	1	57
	23	273	154	29	0	90
	25	202	115	23	0	64
	32	234	141	35	1	57
	37	169	105	22	0	42
	40	214	147	14	0	53
	51	164	97	21	0	46
	59	146	76	17	0	53
	61	226	136	23	0	67
	63	269	162	33	0	74
	65	278	177	11	0	90
	67	205	122	21	2	60
	68	302	178	38	1	85
	77	273	164	29	0	80
	81	206	127	21	0	58
	83	177	105	22	0	50
	87	212	129	17	5	61
	93	278	161	26	0	91
	94	194	126	19	0	49
GRAND TOTAL:		<u>5,765</u>	<u>3,520</u>	<u>590</u>	<u>16</u>	<u>1,639</u>

TOWN OF GREECE
MEMBER OF TOWN COUNCIL
WARD 4

LEGISLATIVE DISTRICT OR TOWN	ELECTION DISTRICT	TOTAL VOTERS	RICK ANTELLI REP	RICK ANTELLI CON	SCATTER	BLANK AND VOID
Greece						
	24	322	225	29	0	68
	27	265	174	33	0	58
	28	219	162	21	0	36
	33	251	168	26	0	57
	43	272	182	36	0	54
	44	250	178	23	0	49
	45	186	136	12	1	37
	54	188	124	25	0	39
	57	212	120	27	0	65
	70	192	135	19	0	38
	85	238	153	26	0	59
	86	276	199	21	0	56
	90	146	96	12	1	37
	91	310	233	35	0	42
	92	366	228	37	1	100
	97	311	221	25	0	65
	100	223	142	23	0	58
	102	263	179	28	0	56
	103	222	142	30	0	50
	104	234	154	25	0	55
	105	181	134	14	0	33
GRAND TOTAL:		<u>5,127</u>	<u>3,485</u>	<u>527</u>	<u>3</u>	<u>1,112</u>

TOWN OF GREECE
RECEIVER OF TAXES

LEGISLATIVE DISTRICT OR TOWN	ELECTION DISTRICT	TOTAL VOTERS	KATHLEEN A. TAYLOR REP	KATHLEEN A. TAYLOR CON	SCATTER	BLANK AND VOID
Greece						
	1	225	136	27	1	61
	2	190	140	20	0	30
	3	221	168	16	0	37
	4	163	113	19	0	31
	5	165	123	11	0	31
	6	200	132	27	0	41
	7	234	165	18	0	51
	8	211	138	27	0	46
	9	203	127	20	0	56
	10	175	118	16	0	41
	11	102	57	13	0	32
	12	165	104	25	0	36
	13	235	136	30	0	69
	14	175	110	20	0	45
	15	164	116	13	0	35
	16	134	101	12	0	21
	17	221	145	25	0	51
	18	243	169	26	0	48
	19	172	110	20	0	42
	20	187	113	28	0	46
	21	252	165	26	0	61
	22	196	131	12	0	53
	23	273	169	27	0	77
	24	322	222	35	0	65
	25	202	130	22	0	50
	26	191	130	18	0	43
	27	265	167	39	0	59
	28	219	165	19	0	35
	29	217	143	25	0	49
	30	201	134	16	0	51
	31	227	158	21	0	48
	32	234	148	32	0	54
	33	251	163	22	0	66
	34	230	150	38	0	42
	35	201	138	22	2	39
	36	270	177	29	0	64
	37	169	114	24	0	31
	38	247	166	26	0	55
	39	113	72	15	0	26
	40	214	149	15	0	50
	41	226	155	20	1	50
	42	195	128	13	0	54
	43	272	175	33	0	64
	44	250	176	25	0	49
	45	186	124	11	1	50
	46	139	91	13	0	35
	47	243	165	26	0	52

TOWN OF GREECE
RECEIVER OF TAXES

LEGISLATIVE DISTRICT OR TOWN	ELECTION DISTRICT	TOTAL VOTERS	KATHLEEN A. TAYLOR REP	KATHLEEN A. TAYLOR CON	SCATTER	BLANK AND VOID
Greece						
	48	181	124	11	0	46
	49	197	140	15	0	42
	50	223	157	22	0	44
	51	164	102	18	0	44
	52	266	174	31	0	61
	53	153	92	26	0	35
	54	188	126	27	0	35
	55	205	132	31	0	42
	56	278	197	29	0	52
	57	212	118	25	0	69
	58	227	153	19	0	55
	59	146	81	14	0	51
	60	209	130	30	0	49
	61	226	138	23	0	65
	62	282	174	14	0	94
	63	269	173	36	0	60
	64	201	148	14	0	39
	65	278	189	13	0	76
	66	145	105	15	0	25
	67	205	126	19	2	58
	68	302	189	40	0	73
	69	183	132	11	1	39
	70	192	138	18	0	36
	71	272	198	30	0	44
	72	215	159	21	0	35
	73	141	94	11	0	36
	74	151	102	19	0	30
	75	184	129	14	0	41
	76	157	117	19	0	21
	77	273	176	30	0	67
	78	220	150	15	0	55
	79	192	127	18	0	47
	80	253	161	30	0	62
	81	206	137	21	0	48
	82	158	82	27	0	49
	83	177	109	21	0	47
	84	275	192	23	0	60
	85	238	155	28	0	55
	86	276	206	20	0	50
	87	212	142	21	0	49
	88	187	124	25	1	37
	89	169	106	25	0	38
	90	146	95	12	1	38
	91	310	230	34	0	46
	92	366	233	34	0	99
	93	278	163	29	0	86
	94	194	125	23	0	46

TOWN OF GREECE
RECEIVER OF TAXES

LEGISLATIVE DISTRICT OR TOWN	ELECTION DISTRICT	TOTAL VOTERS	KATHLEEN A. TAYLOR REP	KATHLEEN A. TAYLOR CON	SCATTER	BLANK AND VOID
Greece						
	95	159	111	16	0	32
	96	243	162	24	0	57
	97	311	227	25	0	59
	98	245	146	23	0	76
	99	217	160	26	0	31
	100	223	151	23	0	49
	101	149	93	20	0	36
	102	263	177	27	0	59
	103	222	143	27	0	52
	104	234	159	24	0	51
	105	181	133	15	0	33
	106	168	110	21	0	37
GRAND TOTAL:		<u>22,587</u>	<u>15,048</u>	<u>2,359</u>	<u>10</u>	<u>5,170</u>

TOWN OF HAMLIN
SUPERVISOR

LEGISLATIVE DISTRICT OR TOWN	ELECTION DISTRICT	TOTAL VOTERS	AUSTIN F. WARNER, III REP	AUSTIN F. WARNER, III CON	SCATTER	BLANK AND VOID
Hamlin						
	1	184	129	21	1	33
	2	249	193	18	0	38
	3	208	159	16	0	33
	4	175	125	15	0	35
	5	180	135	20	0	25
	6	135	101	13	0	21
	7	279	204	22	0	53
	8	174	127	12	0	35
	9	154	128	11	0	15
	10	259	204	23	1	31
GRAND TOTAL:		<u>1,997</u>	<u>1,505</u>	<u>171</u>	<u>2</u>	<u>319</u>

TOWN OF HAMLIN
TOWN JUSTICE

LEGISLATIVE DISTRICT OR TOWN	ELECTION DISTRICT	TOTAL VOTERS	RICHARD W. MOFFETT REP	RICHARD W. MOFFETT CON	SCATTER	BLANK AND VOID
Hamlin						
	1	184	122	19	0	43
	2	249	187	18	0	44
	3	208	158	16	0	34
	4	175	123	12	0	40
	5	180	122	13	0	45
	6	135	86	13	0	36
	7	279	200	19	0	60
	8	174	123	12	0	39
	9	154	123	7	0	24
	10	259	195	23	1	40
GRAND TOTAL:		<u>1,997</u>	<u>1,439</u>	<u>152</u>	<u>1</u>	<u>405</u>

TOWN OF HAMLIN
MEMBER OF COUNCIL
(VOTE FOR 2)

<u>LEGISLATIVE DISTRICT OR TOWN</u>	<u>ELECTION DISTRICT</u>	<u>TOTAL VOTERS</u>	SHIRLEY M. HOLLINK <u>REP</u>	PAUL S. RATH <u>REP</u>	SHIRLEY M. HOLLINK <u>DEM</u>	SHIRLEY M. HOLLINK <u>CON</u>	PAUL S. RATH <u>CON</u>	<u>SCATTER</u>	BLANK AND VOID
Hamlin									
	1	368	106	127	39	15	20	0	61
	2	498	170	181	24	15	17	1	90
	3	416	133	158	25	14	15	2	69
	4	350	112	130	24	15	14	0	55
	5	360	116	131	22	12	16	0	63
	6	270	73	92	18	9	14	1	63
	7	558	164	197	36	19	22	0	120
	8	348	115	124	22	12	14	0	61
	9	308	106	124	19	9	11	0	39
	10	518	172	196	23	21	24	0	82
GRAND TOTAL:		<u>3,994</u>	<u>1,267</u>	<u>1,460</u>	<u>252</u>	<u>141</u>	<u>167</u>	<u>4</u>	<u>703</u>

TOWN OF HAMLIN
SUPERINTENDENT OF HIGHWAYS

LEGISLATIVE DISTRICT OR TOWN	ELECTION DISTRICT	TOTAL VOTERS	THOMAS R. INGRAHAM REP	THOMAS R. INGRAHAM CON	SCATTER	BLANK AND VOID
Hamlin						
	1	184	123	19	0	42
	2	249	198	17	0	34
	3	208	157	18	0	33
	4	175	134	15	0	26
	5	180	125	15	0	40
	6	135	87	13	0	35
	7	279	207	24	0	48
	8	174	124	12	0	38
	9	154	123	9	0	22
	10	259	200	22	0	37
GRAND TOTAL:		<u>1,997</u>	<u>1,478</u>	<u>164</u>	<u>0</u>	<u>355</u>

TOWN OF HENRIETTA
SUPERVISOR

LEGISLATIVE DISTRICT OR TOWN	ELECTION DISTRICT	TOTAL VOTERS	JAMES R. BREESE	JOHN J. HOWLAND	JOHN J. HOWLAND	SCATTER	BLANK AND VOID
			REP	DEM	CON		
Henrietta							
	1	337	189	118	25	1	4
	2	215	121	80	7	0	7
	3	155	85	62	6	0	2
	4	214	132	65	10	0	7
	5	280	162	92	18	0	8
	6	312	167	120	18	0	7
	7	258	139	99	13	0	7
	8	274	147	102	10	0	15
	9	210	104	85	12	0	9
	10	280	143	109	21	0	7
	11	211	102	87	13	0	9
	12	281	154	108	16	0	3
	13	236	119	94	15	0	8
	14	193	91	84	14	0	4
	15	274	130	112	22	0	10
	16	208	85	98	17	0	8
	17	315	175	121	13	0	6
	18	316	156	119	20	0	21
	19	217	111	80	18	0	8
	20	362	188	142	23	0	9
	21	231	111	103	11	0	6
	22	354	201	125	19	0	9
	23	231	115	84	20	0	12
	24	226	120	90	9	0	7
	25	305	189	101	11	0	4
	26	347	181	128	23	0	15
	27	327	187	105	26	0	9
	28	305	186	100	15	0	4
	29	241	126	104	4	0	7
	30	362	166	160	25	0	11
	31	168	80	73	6	0	9
	32	283	168	93	13	0	9
	33	215	108	85	10	1	11
	34	181	94	76	5	0	6
GRAND TOTAL:		<u>8,924</u>	<u>4,732</u>	<u>3,404</u>	<u>508</u>	<u>2</u>	<u>278</u>

TOWN OF HENRIETTA
MEMBER OF TOWN COUNCIL
(VOTE FOR 2)
DETAIL
PART 1 OF 2

LEGISLATIVE DISTRICT OR TOWN	ELECTION DISTRICT	TOTAL VOTERS	JANET B. ZINCK	MICHAEL B. YUDELSON	TOM DIETZ	RAY OTTOMAN
			REP	REP	DEM	DEM
Henrietta						
	1	674	184	185	111	99
	2	430	118	112	73	65
	3	310	79	88	56	46
	4	428	102	104	90	71
	5	560	144	151	89	84
	6	624	155	157	106	102
	7	516	128	134	101	83
	8	548	141	146	90	89
	9	420	94	90	88	82
	10	560	141	128	91	97
	11	422	105	104	75	74
	12	562	143	140	109	99
	13	472	100	105	102	81
	14	386	87	85	84	72
	15	548	120	132	104	89
	16	416	87	85	91	80
	17	630	168	176	121	101
	18	632	157	149	129	83
	19	434	103	108	83	74
	20	724	198	198	127	106
	21	462	111	110	100	75
	22	708	198	203	115	94
	23	462	104	105	90	82
	24	452	103	108	92	86
	25	610	177	191	90	86
	26	694	180	170	114	101
	27	654	184	183	102	84
	28	610	193	178	80	76
	29	482	117	115	94	80
	30	724	157	168	144	123
	31	336	77	89	64	51
	32	566	150	152	99	84
	33	430	99	105	82	74
	34	362	82	85	79	70
GRAND TOTAL :		<u>17,848</u>	<u>4,486</u>	<u>4,539</u>	<u>3,265</u>	<u>2,843</u>

TOWN OF HENRIETTA
MEMBER OF TOWN COUNCIL
(VOTE FOR 2)
DETAIL
PART 2 OF 2

LEGISLATIVE DISTRICT OR TOWN	ELECTION DISTRICT	TOTAL VOTERS	JANET B. ZINCK	MICHAEL B. YUDELSON	TOM DIETZ	RAY OTTOMAN	SCATTER	BLANK AND VOID
			IND	IND	CON	CON		
Henrietta								
	1	674	10	12	19	19	0	35
	2	430	7	7	12	10	0	26
	3	310	7	7	3	2	0	22
	4	428	3	4	7	8	0	39
	5	560	9	4	18	17	0	44
	6	624	14	13	18	21	0	38
	7	516	9	10	15	13	0	23
	8	548	8	10	12	8	0	44
	9	420	2	2	11	8	0	43
	10	560	9	8	14	22	0	50
	11	422	3	10	11	11	0	29
	12	562	10	9	17	16	0	19
	13	472	11	9	18	20	0	26
	14	386	8	9	12	11	0	18
	15	548	9	11	26	20	0	37
	16	416	6	6	14	16	0	31
	17	630	9	7	14	10	0	24
	18	632	10	12	17	22	0	53
	19	434	7	7	16	16	0	20
	20	724	7	8	17	16	0	47
	21	462	5	9	16	13	0	23
	22	708	12	11	17	16	0	42
	23	462	7	8	19	17	0	30
	24	452	4	7	7	7	0	38
	25	610	7	9	10	7	0	33
	26	694	13	7	28	26	0	55
	27	654	7	11	21	18	0	44
	28	610	13	11	19	13	0	27
	29	482	8	11	13	9	0	35
	30	724	17	14	26	24	0	51
	31	336	4	10	9	6	0	26
	32	566	12	7	12	18	0	32
	33	430	5	9	12	9	0	35
	34	362	5	8	9	7	0	17
GRAND TOTAL :		<u>17,848</u>	<u>277</u>	<u>297</u>	<u>509</u>	<u>476</u>	<u>0</u>	<u>1,156</u>

TOWN OF IRONDEQUOIT
SUPERVISOR

LEGISLATIVE DISTRICT OR TOWN	ELECTION DISTRICT	TOTAL VOTERS	DAVID W. SCHANTZ REP	JAMES M. MARKOVICS DEM	DAVID W. SCHANTZ CON	SCATTER	BLANK AND VOID
Irondequoit	1	329	195	85	19	0	30
	2	235	152	54	11	0	18
	3	314	177	77	30	0	30
	4	255	159	57	20	0	19
	5	247	114	85	13	0	35
	6	325	218	71	18	0	18
	7	401	292	71	21	0	17
	8	308	219	55	22	0	12
	9	304	190	71	17	0	26
	10	291	224	44	13	0	10
	11	192	122	37	8	0	25
	12	222	130	50	16	0	26
	13	276	166	84	9	0	17
	14	261	165	59	19	0	18
	15	350	241	59	31	0	19
	16	338	239	60	18	0	21
	17	217	141	46	8	0	22
	18	299	179	80	21	0	19
	19	266	140	85	17	0	24
	20	272	193	45	20	0	14
	21	251	142	80	16	0	13
	22	284	192	51	17	0	24
	23	270	160	70	14	0	26
	24	303	182	74	30	0	17
	25	252	143	57	22	1	29
	26	209	122	57	6	0	24
	27	170	123	27	14	0	6
	28	227	132	52	19	0	24
	29	199	133	42	5	0	19
	30	247	167	43	20	0	17
	31	284	171	79	18	0	16
	32	299	192	67	20	0	20
	33	205	130	54	14	0	7
	34	358	236	68	19	0	35
	35	195	113	56	10	0	16
	36	176	84	60	7	0	25
	37	242	134	77	10	0	21
	38	217	115	68	8	0	26
	39	192	92	55	6	0	39
	40	167	109	43	12	0	3
	41	284	152	90	10	0	32
	42	277	187	53	17	0	20

TOWN OF IRONDEQUOIT
SUPERVISOR

LEGISLATIVE DISTRICT OR TOWN	ELECTION DISTRICT	TOTAL VOTERS	DAVID W. SCHANTZ REP	JAMES M. MARKOVICS DEM	DAVID W. SCHANTZ CON	SCATTER	BLANK AND VOID
Irondequoit							
	43	230	123	65	17	0	25
	44	565	382	123	28	0	32
	45	220	136	54	14	0	16
	46	286	167	67	25	0	27
	47	130	92	19	17	0	2
	48	296	208	57	16	0	15
	49	240	139	59	19	0	23
	50	209	103	65	7	0	34
	51	331	214	80	18	0	19
	52	260	123	94	13	0	30
	53	250	133	71	10	0	36
	54	140	71	37	14	0	18
	55	304	186	71	19	0	28
	56	273	165	73	15	0	20
	57	385	247	90	21	0	27
	58	298	165	77	25	0	31
	59	243	144	56	23	0	20
	60	274	166	70	20	0	18
	61	350	202	92	23	0	33
	62	285	184	57	25	0	19
	63	182	124	36	10	0	12
	64	295	186	64	30	0	15
	65	172	93	52	5	0	22
	66	147	56	61	2	0	28
	67	263	139	76	19	0	29
	68	293	182	75	10	0	26
	69	141	61	54	6	0	20
GRAND TOTAL:		18,072	11,058	4,393	1,116	1	1,504

TOWN OF IRONDEQUOIT
TOWN JUSTICE
(VOTE FOR 2)
PART 1 OF 2

LEGISLATIVE DISTRICT OR TOWN	ELECTION DISTRICT	TOTAL VOTERS	CHRISTOPHER	JOHN	JOSEPH	P. KEELY COSTELLO	CHRISTOPHER	JOHN
			J. ENOS	L. DEMARCO	T. GENIER		J. ENOS	L. DEMARCO
			REP	REP	DEM	DEM	IND	IND
Irondequoit								
	1	658	155	132	132	120	8	6
	2	470	97	94	125	89	6	2
	3	628	127	112	143	116	23	16
	4	510	89	92	140	85	9	7
	5	494	106	86	106	95	9	9
	6	650	112	120	192	118	10	5
	7	802	143	146	228	146	14	5
	8	616	108	131	176	92	5	7
	9	608	132	147	125	97	5	12
	10	582	122	120	148	93	7	5
	11	384	103	88	57	63	3	5
	12	444	115	89	75	62	10	4
	13	552	92	105	161	102	9	17
	14	522	126	116	107	79	8	6
	15	700	153	155	161	96	12	8
	16	676	120	132	205	104	3	5
	17	434	94	87	96	80	5	5
	18	598	150	118	123	102	15	12
	19	532	132	99	115	102	5	8
	20	544	116	109	133	89	6	6
	21	502	84	68	154	119	12	5
	22	568	103	113	148	84	11	7
	23	540	121	117	118	95	10	9
	24	606	119	121	141	109	14	6
	25	504	113	105	110	84	11	7
	26	418	90	95	80	86	4	2
	27	340	61	74	101	54	5	2
	28	454	101	95	94	64	5	6
	29	398	101	82	76	80	6	4
	30	494	82	87	141	83	7	7
	31	568	96	107	154	120	7	8
	32	598	107	113	158	115	16	10
	33	410	89	95	89	60	11	5
	34	716	191	181	118	101	10	12
	35	390	105	92	71	72	3	3
	36	352	61	65	72	75	5	4
	37	484	117	109	100	92	4	3
	38	434	83	82	92	79	10	9
	39	384	75	74	61	68	6	5
	40	334	78	70	81	58	7	5
	41	568	153	107	104	102	14	7

TOWN OF IRONDEQUOIT
TOWN JUSTICE
(VOTE FOR 2)
PART 1 OF 2

LEGISLATIVE DISTRICT OR TOWN	ELECTION DISTRICT	TOTAL VOTERS	CHRISTOPHER	JOHN	JOSEPH	P. KEELY	CHRISTOPHER	JOHN
			J. ENOS	L. DEMARCO	T. GENIER	COSTELLO	J. ENOS	L. DEMARCO
			REP	REP	DEM	DEM	IND	IND
Irondequoit								
	42	554	102	115	143	95	10	5
	43	460	117	67	84	82	12	4
	44	1,130	232	247	266	200	18	20
	45	440	74	93	102	85	9	5
	46	572	105	101	142	98	10	7
	47	260	56	46	64	44	3	1
	48	592	134	122	132	113	10	4
	49	480	82	82	125	93	11	4
	50	418	87	84	81	83	7	8
	51	662	119	125	186	106	12	6
	52	520	122	107	104	102	7	8
	53	500	108	107	95	85	4	2
	54	280	61	54	51	50	8	6
	55	608	135	113	143	100	14	9
	56	546	116	118	138	101	7	5
	57	770	177	197	162	117	7	7
	58	596	119	117	126	111	9	5
	59	486	114	101	100	74	9	5
	60	548	125	107	114	97	11	4
	61	700	184	164	142	93	9	9
	62	570	85	83	159	114	8	7
	63	364	77	65	86	61	10	6
	64	590	107	105	148	99	13	8
	65	344	67	82	73	61	7	6
	66	294	46	52	74	76	1	3
	67	526	114	108	105	97	13	10
	68	586	134	151	116	88	4	8
	69	282	43	47	66	65	9	7
GRAND TOTAL:		<u>36,144</u>	<u>7,564</u>	<u>7,290</u>	<u>8,338</u>	<u>6,320</u>	<u>602</u>	<u>455</u>

TOWN OF IRONDEQUOIT
TOWN JUSTICE
(VOTE FOR 2)
PART 2 OF 2

LEGISLATIVE DISTRICT OR TOWN	ELECTION DISTRICT	TOTAL VOTERS	JOSEPH T. GENIER	JOHN L. DEMARCO	SCATTER	BLANK AND VOID
			CON	CON		
Irondequoit						
	1	658	15	13	0	77
	2	470	11	7	0	39
	3	628	23	17	0	51
	4	510	24	13	0	51
	5	494	9	11	0	63
	6	650	29	13	0	51
	7	802	36	12	0	72
	8	616	28	18	0	51
	9	608	14	13	0	63
	10	582	24	12	0	51
	11	384	8	7	0	50
	12	444	14	13	0	62
	13	552	11	8	0	47
	14	522	21	19	0	40
	15	700	28	22	0	65
	16	676	27	12	0	68
	17	434	14	8	0	45
	18	598	17	16	0	45
	19	532	11	12	0	48
	20	544	22	16	0	47
	21	502	15	10	0	35
	22	568	33	9	0	60
	23	540	13	13	0	44
	24	606	29	15	0	52
	25	504	10	15	0	49
	26	418	5	6	0	50
	27	340	14	8	0	21
	28	454	16	16	0	57
	29	398	5	4	0	40
	30	494	23	12	0	52
	31	568	13	10	0	53
	32	598	17	14	0	48
	33	410	16	7	0	38
	34	716	19	13	0	71
	35	390	6	7	0	31
	36	352	3	4	2	61
	37	484	8	10	0	41
	38	434	6	8	0	65
	39	384	2	4	0	89
	40	334	11	7	0	17
	41	568	11	9	0	61

TOWN OF IRONDEQUOIT
TOWN JUSTICE
(VOTE FOR 2)
PART 2 OF 2

LEGISLATIVE DISTRICT OR TOWN	ELECTION DISTRICT	TOTAL VOTERS	JOSEPH T. GENIER	JOHN L. DEMARCO	SCATTER	BLANK AND VOID
			CON	CON		
Irondequoit						
	42	554	26	8	0	50
	43	460	12	15	0	67
	44	1,130	28	21	0	98
	45	440	11	10	0	51
	46	572	28	15	0	66
	47	260	14	6	0	26
	48	592	22	11	0	44
	49	480	27	10	0	46
	50	418	5	8	0	55
	51	662	25	14	0	69
	52	520	10	8	0	52
	53	500	13	10	0	76
	54	280	7	9	0	34
	55	608	20	14	0	60
	56	546	12	13	0	36
	57	770	20	17	0	66
	58	596	16	19	0	74
	59	486	14	19	0	50
	60	548	17	12	0	61
	61	700	12	15	0	72
	62	570	35	16	0	63
	63	364	15	8	0	36
	64	590	33	20	0	57
	65	344	1	3	0	44
	66	294	3	1	0	38
	67	526	13	12	0	54
	68	586	16	9	0	60
	69	282	4	3	0	38
GRAND TOTAL:		<u>36,144</u>	<u>1,120</u>	<u>789</u>	<u>2</u>	<u>3,664</u>

TOWN OF IRONDEQUOIT
MEMBER OF TOWN COUNCIL
(VOTE FOR 2)
PART 1 OF 2

LEGISLATIVE DISTRICT OR TOWN	ELECTION DISTRICT	TOTAL VOTERS	GRACEANN V. FREDERICO	RUDY P. CALI	JOSEPH W. WIERZBOWSKI	NANCY SEMAL
			REP	REP	DEM	DEM
Irondequoit						
	1	658	148	141	108	119
	2	470	109	110	89	94
	3	628	139	133	99	121
	4	510	129	119	82	84
	5	494	80	89	107	101
	6	650	123	126	154	146
	7	802	168	183	144	160
	8	616	146	151	106	101
	9	608	141	151	95	93
	10	582	153	163	90	93
	11	384	92	96	55	63
	12	444	97	94	64	79
	13	552	109	102	125	137
	14	522	127	118	92	95
	15	700	156	162	120	122
	16	676	129	145	140	139
	17	434	92	105	80	85
	18	598	123	130	111	122
	19	532	91	106	109	121
	20	544	138	145	78	86
	21	502	92	86	125	127
	22	568	137	130	98	99
	23	540	116	110	97	114
	24	606	116	120	129	130
	25	504	98	95	94	102
	26	418	96	101	70	80
	27	340	71	81	67	72
	28	454	92	97	83	77
	29	398	86	91	75	88
	30	494	110	116	80	87
	31	568	110	116	131	125
	32	598	129	143	112	108
	33	410	92	95	71	86
	34	716	194	178	97	117
	35	390	92	91	70	73
	36	352	66	62	69	74
	37	484	104	97	89	100
	38	434	92	92	73	77
	39	384	80	77	56	62
	40	334	73	81	60	60
	41	568	116	121	110	121

TOWN OF IRONDEQUOIT
MEMBER OF TOWN COUNCIL
(VOTE FOR 2)
PART 1 OF 2

LEGISLATIVE DISTRICT OR TOWN	ELECTION DISTRICT	TOTAL VOTERS	GRACEANN V. FREDERICO	RUDY P. CALI	JOSEPH W. WIERZBOWSKI	NANCY SEMAL
			REP	REP	DEM	DEM
Irondequoit						
	42	554	118	116	98	107
	43	460	87	86	82	99
	44	1,130	267	277	218	209
	45	440	88	103	89	85
	46	572	113	119	98	108
	47	260	59	56	37	47
	48	592	140	156	104	98
	49	480	99	108	91	87
	50	418	89	83	72	86
	51	662	135	140	135	145
	52	520	102	108	101	115
	53	500	100	111	93	87
	54	280	51	50	52	58
	55	608	122	135	115	116
	56	546	113	117	110	112
	57	770	184	182	136	138
	58	596	126	139	103	102
	59	486	95	101	75	92
	60	548	123	106	99	118
	61	700	173	169	110	126
	62	570	105	106	119	119
	63	364	81	88	61	68
	64	590	114	107	112	116
	65	344	70	72	59	76
	66	294	48	46	69	71
	67	526	119	117	84	95
	68	586	129	146	102	104
	69	282	50	58	58	64
GRAND TOTAL:		<u>36,144</u>	<u>7,752</u>	<u>7,951</u>	<u>6,586</u>	<u>6,988</u>

TOWN OF IRONDEQUOIT
MEMBER OF TOWN COUNCIL
(VOTE FOR 2)
PART 2 OF 2

LEGISLATIVE DISTRICT OR TOWN	ELECTION DISTRICT	TOTAL VOTERS	GRACEANN V. FREDERICO CON	RUDY P. CALI CON	SCATTER	BLANK AND VOID
Irondequoit						
	1	658	18	19	0	105
	2	470	7	8	0	53
	3	628	28	25	0	83
	4	510	11	12	0	73
	5	494	13	12	0	92
	6	650	16	18	0	67
	7	802	13	13	0	121
	8	616	19	19	0	74
	9	608	12	15	0	101
	10	582	14	10	0	59
	11	384	8	11	0	59
	12	444	18	18	0	74
	13	552	7	7	0	65
	14	522	19	18	0	53
	15	700	26	26	0	88
	16	676	19	12	0	92
	17	434	11	6	0	55
	18	598	20	17	0	75
	19	532	10	12	0	83
	20	544	20	18	0	59
	21	502	12	14	0	46
	22	568	16	11	0	77
	23	540	13	17	0	73
	24	606	24	27	0	60
	25	504	15	16	0	84
	26	418	5	4	0	62
	27	340	12	10	0	27
	28	454	17	16	0	72
	29	398	4	6	0	48
	30	494	21	15	0	65
	31	568	14	11	0	61
	32	598	14	18	0	74
	33	410	10	11	0	45
	34	716	16	15	0	99
	35	390	9	13	0	42
	36	352	4	4	0	73
	37	484	14	8	0	72
	38	434	5	7	0	88
	39	384	4	4	0	101
	40	334	14	10	0	36

TOWN OF IRONDEQUOIT
MEMBER OF TOWN COUNCIL
(VOTE FOR 2)
PART 2 OF 2

LEGISLATIVE DISTRICT OR TOWN	ELECTION DISTRICT	TOTAL VOTERS	GRACEANN V. FREDERICO CON	RUDY P. CALI CON	SCATTER	BLANK AND VOID
Irondequoit						
	41	568	8	11	0	81
	42	554	13	16	0	86
	43	460	16	10	0	80
	44	1,130	19	21	0	119
	45	440	9	8	0	58
	46	572	19	17	0	98
	47	260	15	14	0	32
	48	592	15	13	1	65
	49	480	17	18	0	60
	50	418	5	6	0	77
	51	662	12	16	0	79
	52	520	9	11	0	74
	53	500	7	12	0	90
	54	280	10	6	0	53
	55	608	15	18	0	87
	56	546	13	14	0	67
	57	770	22	21	0	87
	58	596	19	23	0	84
	59	486	16	21	0	86
	60	548	12	12	0	78
	61	700	22	20	0	80
	62	570	17	18	0	86
	63	364	9	7	0	50
	64	590	26	27	0	88
	65	344	5	4	0	58
	66	294	3	4	0	53
	67	526	18	17	0	76
	68	586	9	7	0	89
	69	282	2	2	0	48
GRAND TOTAL :		36,144	934	927	1	5,005

TOWN OF MENDON
SUPERVISOR

LEGISLATIVE DISTRICT OR TOWN	ELECTION DISTRICT	TOTAL VOTERS	JEANNE A. LOBERG REP	JEANNE A. LOBERG CON	SCATTER	BLANK AND VOID
Mendon						
	1	327	202	24	3	98
	2	355	206	21	11	117
	3	371	251	33	0	87
	4	307	171	28	2	106
	5	333	215	26	7	85
	6	296	172	32	2	90
	7	335	206	31	3	95
	8	160	88	15	0	57
	9	303	177	31	0	95
GRAND TOTAL:		<u>2,787</u>	<u>1,688</u>	<u>241</u>	<u>28</u>	<u>830</u>

TOWN OF MENDON
TOWN CLERK

LEGISLATIVE DISTRICT OR TOWN	ELECTION DISTRICT	TOTAL VOTERS	JAMES P. MERZKE REP	JAMES P. MERZKE CON	SCATTER	BLANK AND VOID
Mendon	1	327	221	29	0	77
	2	355	228	24	0	103
	3	371	270	35	0	66
	4	307	194	26	0	87
	5	333	234	29	0	70
	6	296	182	37	1	76
	7	335	223	35	0	77
	8	160	90	19	0	51
	9	303	193	31	0	79
GRAND TOTAL:		<u>2,787</u>	<u>1,835</u>	<u>265</u>	<u>1</u>	<u>686</u>

TOWN OF MENDON
TOWN JUSTICE

LEGISLATIVE DISTRICT OR TOWN	ELECTION DISTRICT	TOTAL VOTERS	ALAN L. ROSS REP	STEVEN E. MALONE DEM	ALAN L. ROSS CON	SCATTER	BLANK AND VOID
Mendon	1	327	155	115	22	0	35
	2	355	183	123	23	0	26
	3	371	179	139	27	0	26
	4	307	151	106	26	0	24
	5	333	176	116	20	0	21
	6	296	145	97	28	0	26
	7	335	151	141	23	0	20
	8	160	74	56	13	0	17
	9	303	113	151	20	0	19
GRAND TOTAL:		2,787	1,327	1,044	202	0	214

TOWN OF MENDON
MEMBER OF COUNCIL
(VOTE FOR 2)

<u>LEGISLATIVE DISTRICT OR TOWN</u>	<u>ELECTION DISTRICT</u>	<u>TOTAL VOTERS</u>	<u>ROY A. CLUFF REP</u>	<u>PAUL S. TICHENOR REP</u>	<u>DONALD T. IRVINE CON</u>	<u>PAUL S. TICHENOR CON</u>	<u>SCATTER</u>	<u>BLANK AND VOID</u>
Mendon								
	1	654	217	180	70	30	0	157
	2	710	215	200	92	36	0	167
	3	742	261	238	74	36	0	133
	4	614	184	181	79	30	0	140
	5	666	207	204	74	32	0	149
	6	592	197	172	61	32	2	128
	7	670	215	190	76	40	1	148
	8	320	88	95	36	19	0	82
	9	606	183	160	70	33	0	160
GRAND TOTAL:		5,574	1,767	1,620	632	288	3	1,264

TOWN OF MENDON
SUPERINTENDENT OF HIGHWAYS

LEGISLATIVE DISTRICT OR TOWN	ELECTION DISTRICT	TOTAL VOTERS	WILBUR T. SHONE REP	WILBUR T. SHONE CON	SCATTER	BLANK AND VOID
Mendon						
	1	327	205	28	0	94
	2	355	211	35	0	109
	3	371	258	33	0	80
	4	307	193	35	0	79
	5	333	225	32	0	76
	6	296	183	36	2	75
	7	335	215	38	0	82
	8	160	96	16	0	48
	9	303	189	34	0	80
GRAND TOTAL:		<u>2,787</u>	<u>1,775</u>	<u>287</u>	<u>2</u>	<u>723</u>

TOWN OF OGDEN
SUPERVISOR

LEGISLATIVE DISTRICT OR TOWN	ELECTION DISTRICT	TOTAL VOTERS	GAY H. LENHARD REP	GAY H. LENHARD CON	SCATTER	BLANK AND VOID
Ogden						
	1	258	177	24	0	57
	2	248	168	23	0	57
	3	273	183	30	0	60
	4	212	159	16	0	37
	5	240	156	19	1	64
	6	231	144	25	0	62
	7	125	79	17	0	29
	8	196	123	20	0	53
	9	263	188	29	0	46
	10	211	133	37	0	41
	11	199	134	23	0	42
	12	193	113	35	0	45
	13	223	151	25	0	47
	14	139	86	25	0	28
	15	264	177	28	0	59
	16	135	101	9	0	25
	17	187	104	18	0	65
	18	225	147	27	1	50
	19	219	162	24	0	33
	20	271	178	23	0	70
GRAND TOTAL:		4,312	2,863	477	2	970

TOWN OF OGDEN
TOWN JUSTICE

LEGISLATIVE DISTRICT OR TOWN	ELECTION DISTRICT	TOTAL VOTERS	DAVID A. MURANTE REP	DAVID A. MURANTE CON	SCATTER	BLANK AND VOID
Ogden	1	258	168	25	0	65
	2	248	163	22	0	63
	3	273	179	28	0	66
	4	212	159	21	0	32
	5	240	164	18	1	57
	6	231	142	23	0	66
	7	125	78	15	0	32
	8	196	118	23	0	55
	9	263	186	26	0	51
	10	211	134	37	0	40
	11	199	127	27	0	45
	12	193	112	32	0	49
	13	223	146	28	0	49
	14	139	87	25	0	27
	15	264	166	29	0	69
	16	135	105	10	0	20
	17	187	108	20	0	59
	18	225	148	28	1	48
	19	219	160	24	0	35
	20	271	177	21	0	73
GRAND TOTAL:		<u>4,312</u>	<u>2,827</u>	<u>482</u>	<u>2</u>	<u>1,001</u>

TOWN OF OGDEN
MEMBER OF COUNCIL
(VOTE FOR 2)

LEGISLATIVE DISTRICT OR TOWN	ELECTION DISTRICT	TOTAL VOTERS	THOMAS J. COLE	THOMAS J. USCHOLD	THOMAS J. COLE	THOMAS J. USCHOLD	SCATTER	BLANK AND VOID
			REP	REP	CON	CON		
Ogden	1	516	172	169	25	24	0	126
	2	496	161	158	24	24	0	129
	3	546	179	169	28	26	0	144
	4	424	157	153	22	23	0	69
	5	480	164	164	17	18	2	115
	6	462	137	135	23	23	0	144
	7	250	86	80	14	14	0	56
	8	392	114	114	22	21	0	121
	9	526	186	184	27	24	0	105
	10	422	128	121	34	39	0	100
	11	398	129	126	26	26	0	91
	12	386	106	105	34	32	0	109
	13	446	145	146	26	27	0	102
	14	278	86	84	26	26	0	56
	15	528	168	167	34	33	0	126
	16	270	104	99	10	11	0	46
	17	374	104	99	19	19	0	133
	18	450	142	138	30	30	2	108
	19	438	158	158	24	24	0	74
	20	542	176	169	24	25	0	148
GRAND TOTAL:		<u>8,624</u>	<u>2,802</u>	<u>2,738</u>	<u>489</u>	<u>489</u>	<u>4</u>	<u>2,102</u>

TOWN OF OGDEN
SUPERINTENDENT OF HIGHWAYS

LEGISLATIVE DISTRICT OR TOWN	ELECTION DISTRICT	TOTAL VOTERS	DAVID H. WIDGER REP	DAVID H. WIDGER CON	SCATTER	BLANK AND VOID
Ogden						
	1	258	171	25	0	62
	2	248	170	24	0	54
	3	273	182	28	0	63
	4	212	159	24	0	29
	5	240	168	18	1	53
	6	231	147	25	0	59
	7	125	86	16	0	23
	8	196	117	23	0	56
	9	263	188	26	0	49
	10	211	133	38	0	40
	11	199	136	28	0	35
	12	193	111	30	0	52
	13	223	145	27	0	51
	14	139	87	24	0	28
	15	264	174	34	0	56
	16	135	104	9	0	22
	17	187	106	23	0	58
	18	225	145	29	1	50
	19	219	160	22	0	37
	20	271	176	29	0	66
GRAND TOTAL:		4,312	2,865	502	2	943

TOWN OF PARMA
SUPERVISOR

LEGISLATIVE DISTRICT OR TOWN	ELECTION DISTRICT	TOTAL VOTERS	RICHARD A. LEMCKE REP	SCATTER	BLANK AND VOID
Parma					
	1	256	194	0	62
	2	284	230	0	54
	3	173	143	0	30
	4	259	208	0	51
	5	185	149	0	36
	6	127	95	0	32
	7	226	188	0	38
	8	232	195	0	37
	9	240	167	0	73
	10	258	204	0	54
	11	232	177	0	55
	12	237	183	0	54
	13	246	181	1	64
	14	206	162	0	44
	15	215	173	0	42
GRAND TOTAL:		3,376	2,649	1	726

TOWN OF PARMA
TOWN CLERK

LEGISLATIVE DISTRICT OR TOWN	ELECTION DISTRICT	TOTAL VOTERS	CAROL A. KLUTH REP	SCATTER	BLANK AND VOID
Parma					
	1	256	197	0	59
	2	284	225	0	59
	3	173	140	0	33
	4	259	212	0	47
	5	185	148	0	37
	6	127	92	0	35
	7	226	184	0	42
	8	232	191	0	41
	9	240	175	1	64
	10	258	204	0	54
	11	232	173	0	59
	12	237	172	0	65
	13	246	190	0	56
	14	206	165	0	41
	15	215	186	0	29
GRAND TOTAL:		<u>3,376</u>	<u>2,654</u>	<u>1</u>	<u>721</u>

TOWN OF PARMA
TOWN JUSTICE
4 YEAR TERM

LEGISLATIVE DISTRICT OR TOWN	ELECTION DISTRICT	TOTAL VOTERS	JAMES E. MALEY, JR. REP	KATHLEEN F. MULLALY IND	JAMES E. MALEY, JR. CON	SCATTER	BLANK AND VOID
Parma							
	1	256	140	54	13	0	49
	2	284	159	79	16	0	30
	3	173	95	44	8	0	26
	4	259	141	61	11	0	46
	5	185	102	42	15	0	26
	6	127	63	25	14	0	25
	7	226	129	40	10	0	47
	8	232	109	73	14	0	36
	9	240	112	59	20	0	49
	10	258	144	55	15	0	44
	11	232	112	65	23	0	32
	12	237	117	61	15	0	44
	13	246	129	64	12	0	41
	14	206	109	48	10	0	39
	15	215	111	51	20	0	33
GRAND TOTAL:		<u>3,376</u>	<u>1,772</u>	<u>821</u>	<u>216</u>	<u>0</u>	<u>567</u>

TOWN OF PARMA
TOWN JUSTICE
2 YEAR TERM

LEGISLATIVE DISTRICT OR TOWN	ELECTION DISTRICT	TOTAL VOTERS	MICHAEL A. SCIORTINO REP	MICHAEL A. SCIORTINO CON	SCATTER	BLANK AND VOID
Parma						
	1	256	172	22	0	62
	2	284	199	25	0	60
	3	173	122	13	0	38
	4	259	181	19	0	59
	5	185	123	21	0	41
	6	127	87	15	0	25
	7	226	159	19	0	48
	8	232	165	18	0	49
	9	240	149	20	0	71
	10	258	175	26	0	57
	11	232	144	31	0	57
	12	237	155	21	0	61
	13	246	163	14	0	69
	14	206	145	15	0	46
	15	215	151	19	0	45
GRAND TOTAL:		3,376	2,290	298	0	788

TOWN OF PARMA
MEMBER OF COUNCIL
(VOTE FOR 2)
4 YEAR TERM

<u>LEGISLATIVE DISTRICT OR TOWN</u>	<u>ELECTION DISTRICT</u>	<u>TOTAL VOTERS</u>	<u>KENNETH R. BLACKBURN REP</u>	<u>ANNE L. FORBERG REP</u>	<u>SCATTER</u>	<u>BLANK AND VOID</u>
Parma						
	1	512	189	181	0	142
	2	568	218	217	0	133
	3	346	133	134	0	79
	4	518	192	191	0	135
	5	370	141	140	0	89
	6	254	91	88	0	75
	7	452	171	170	0	111
	8	464	178	170	0	116
	9	480	162	160	0	158
	10	516	197	187	0	132
	11	464	167	161	0	136
	12	474	164	166	0	144
	13	492	180	168	0	144
	14	412	152	153	0	107
	15	430	166	163	0	101
GRAND TOTAL:		6,752	2,501	2,449	0	1,802

TOWN OF PARMA
MEMBER OF TOWN COUNCIL
2 YEAR TERM

LEGISLATIVE DISTRICT OR TOWN	ELECTION DISTRICT	TOTAL VOTERS	JOSEPH A. REINSCHMIDT		BLANK AND VOID
			REP	SCATTER	
Parma					
	1	256	192	0	64
	2	284	210	0	74
	3	173	128	0	45
	4	259	187	0	72
	5	185	143	0	42
	6	127	91	0	36
	7	226	172	0	54
	8	232	173	0	59
	9	240	161	0	79
	10	258	193	0	65
	11	232	165	0	67
	12	237	166	0	71
	13	246	174	0	72
	14	206	148	0	58
	15	215	162	0	53
GRAND TOTAL:		<u>3,376</u>	<u>2,465</u>	<u>0</u>	<u>911</u>

TOWN OF PARMA
SUPERINTENDENT OF HIGHWAYS

LEGISLATIVE DISTRICT OR TOWN	ELECTION DISTRICT	TOTAL VOTERS	BRIAN F. SPEER REP	SCATTER	BLANK AND VOID
Parma					
	1	256	189	0	67
	2	284	227	0	57
	3	173	136	0	37
	4	259	198	0	61
	5	185	142	0	43
	6	127	97	0	30
	7	226	173	0	53
	8	232	185	0	47
	9	240	175	0	65
	10	258	200	0	58
	11	232	166	0	66
	12	237	175	0	62
	13	246	181	0	65
	14	206	161	0	45
	15	215	169	0	46
GRAND TOTAL:		3,376	2,574	0	802

TOWN OF PENFIELD
SUPERVISOR

LEGISLATIVE DISTRICT OR TOWN	ELECTION DISTRICT	TOTAL VOTERS	CHANNING	JOHN	CHANNING	SCATTER	BLANK AND VOID
			H. PHILBRICK REP	WILKIE DEM	H. PHILBRICK CON		
Penfield	1	148	62	66	14	0	6
	2	269	120	124	12	0	13
	3	269	133	109	17	0	10
	4	276	157	81	24	0	14
	5	287	143	125	9	0	10
	6	231	134	74	9	0	14
	7	211	76	113	16	0	6
	8	311	143	127	7	0	34
	9	373	186	158	11	0	18
	10	261	93	141	10	0	17
	11	193	83	93	7	0	10
	12	342	167	151	13	0	11
	13	308	147	109	17	0	35
	14	232	122	85	13	0	12
	15	302	173	113	5	0	11
	16	236	76	150	4	0	6
	17	302	161	105	20	0	16
	18	210	77	120	8	0	5
	19	382	180	181	12	0	9
	20	297	164	106	17	0	10
	21	291	121	146	11	0	13
	22	323	149	140	16	0	18
	23	383	206	156	10	0	11
	24	351	177	146	17	0	11
	25	266	146	88	8	0	24
	26	175	94	58	6	0	17
	27	352	142	182	14	1	13
	28	189	77	94	6	0	12
	29	302	127	138	9	0	28
	30	397	243	124	17	0	13
	31	173	78	78	7	0	10
	32	219	110	93	5	0	11
	33	199	91	88	10	0	10
	34	382	201	114	21	0	46
	35	255	99	140	8	0	8
	36	203	84	104	6	0	9
	37	271	140	99	11	0	21
	38	171	97	57	9	0	8
	39	139	65	64	5	1	4
GRAND TOTAL:		<u>10,481</u>	<u>5,044</u>	<u>4,440</u>	<u>441</u>	<u>2</u>	<u>554</u>

TOWN OF PENFIELD
TOWN CLERK

LEGISLATIVE DISTRICT OR TOWN	ELECTION DISTRICT	TOTAL VOTERS	CASSIE WILLIAMS REP	CASSIE WILLIAMS CON	SCATTER	BLANK AND VOID
Penfield	1	148	90	15	0	43
	2	269	179	21	1	68
	3	269	180	26	0	63
	4	276	187	27	0	62
	5	287	179	17	0	91
	6	231	163	20	0	48
	7	211	135	21	0	55
	8	311	185	13	0	113
	9	373	239	20	0	114
	10	261	162	17	0	82
	11	193	135	11	0	47
	12	342	248	15	0	79
	13	308	175	21	0	112
	14	232	146	24	0	62
	15	302	212	17	0	73
	16	236	147	15	0	74
	17	302	200	26	0	76
	18	210	131	23	0	56
	19	382	242	18	0	122
	20	297	198	22	1	76
	21	291	188	18	0	85
	22	323	201	22	0	100
	23	383	268	21	0	94
	24	351	229	24	0	98
	25	266	167	11	0	88
	26	175	125	9	0	41
	27	352	241	19	0	92
	28	189	116	10	0	63
	29	302	178	27	0	97
	30	397	283	20	0	94
	31	173	107	11	0	55
	32	219	150	9	0	60
	33	199	127	16	0	56
	34	382	237	26	0	119
	35	255	162	12	0	81
	36	203	128	11	0	64
	37	271	172	22	0	77
	38	171	125	11	0	35
	39	139	95	8	1	35
GRAND TOTAL:		<u>10,481</u>	<u>6,832</u>	<u>696</u>	<u>3</u>	<u>2,950</u>

TOWN OF PENFIELD
TOWN JUSTICE

LEGISLATIVE DISTRICT OR TOWN	ELECTION DISTRICT	TOTAL VOTERS	SIDNEY T. FARBER REP	SIDNEY T. FARBER CON	SCATTER	BLANK AND VOID
Penfield	1	148	88	16	0	44
	2	269	181	19	1	68
	3	269	180	25	0	64
	4	276	179	30	0	67
	5	287	178	16	0	93
	6	231	158	22	0	51
	7	211	134	21	0	56
	8	311	183	12	0	116
	9	373	233	20	0	120
	10	261	151	18	0	92
	11	193	125	11	0	57
	12	342	245	14	0	83
	13	308	171	21	0	116
	14	232	141	22	0	69
	15	302	207	17	0	78
	16	236	145	14	0	77
	17	302	204	25	0	73
	18	210	138	18	0	54
	19	382	238	19	0	125
	20	297	189	25	1	82
	21	291	180	21	0	90
	22	323	196	22	0	105
	23	383	264	20	0	99
	24	351	228	23	0	100
	25	266	164	14	0	88
	26	175	119	8	0	48
	27	352	238	23	0	91
	28	189	110	15	0	64
	29	302	175	23	0	104
	30	397	269	22	0	106
	31	173	109	9	0	55
	32	219	145	10	0	64
	33	199	125	14	0	60
	34	382	233	23	0	126
	35	255	162	12	0	81
	36	203	132	10	0	61
	37	271	172	21	0	78
	38	171	117	13	0	41
	39	139	91	9	1	38
GRAND TOTAL:		<u>10,481</u>	<u>6,697</u>	<u>697</u>	<u>3</u>	<u>3,084</u>

TOWN OF PENFIELD
MEMBER OF COUNCIL
(VOTE FOR 2)

LEGISLATIVE DISTRICT OR TOWN	ELECTION DISTRICT	TOTAL VOTERS	JAMES H. PETERS	R. ANTHONY LAFOUNTAIN	MICHAEL R. WHITTEMORE	JAMES H. PETERS	R. ANTHONY LAFOUNTAIN	SCATTER	BLANK AND VOID
			REP	REP	DEM	CON	CON		
Penfield	1	296	77	82	51	15	15	0	56
	2	538	139	160	115	10	15	0	99
	3	538	152	155	98	18	26	0	89
	4	552	162	167	77	23	31	0	92
	5	574	139	168	121	10	13	0	123
	6	462	138	134	77	11	15	0	87
	7	422	98	109	103	17	19	0	76
	8	622	138	171	138	9	10	0	156
	9	746	190	203	170	16	17	0	150
	10	522	102	139	133	17	19	0	112
	11	386	89	113	85	16	12	0	71
	12	684	197	212	143	16	19	0	97
	13	616	142	160	111	22	20	0	161
	14	464	131	136	78	15	19	0	85
	15	604	177	188	102	14	17	0	106
	16	472	104	125	130	12	17	0	84
	17	604	158	176	119	22	23	0	106
	18	420	95	124	103	16	21	0	61
	19	764	182	226	178	19	20	0	139
	20	594	157	179	130	17	21	1	89
	21	582	140	163	129	18	24	0	108
	22	646	151	185	130	19	24	0	137
	23	766	202	246	155	17	19	0	127
	24	702	185	197	153	24	29	0	114
	25	532	140	161	90	9	11	0	121
	26	350	94	107	64	8	10	0	67
	27	704	166	202	171	19	21	1	124
	28	378	87	95	87	15	13	0	81
	29	604	130	150	138	17	23	0	146
	30	794	245	266	128	20	22	0	113
	31	346	80	94	82	8	9	0	73
	32	438	114	128	84	12	10	0	90
	33	398	118	121	73	6	14	0	66
	34	764	205	217	123	21	24	0	174
	35	510	124	141	115	12	11	0	107
	36	406	100	122	92	7	7	0	78
	37	542	151	152	97	13	20	0	109
	38	342	100	108	62	8	12	0	52
	39	278	70	85	62	6	10	1	44
GRAND TOTAL:		<u>20,962</u>	<u>5,369</u>	<u>6,067</u>	<u>4,297</u>	<u>574</u>	<u>682</u>	<u>3</u>	<u>3,970</u>

TOWN OF PERINTON
SUPERVISOR

LEGISLATIVE DISTRICT OR TOWN	ELECTION DISTRICT	TOTAL VOTERS	JAMES E. SMITH REP	JAMES E. SMITH CON	SCATTER	BLANK AND VOID
Perinton						
	1	293	214	26	0	53
	2	283	208	16	0	59
	3	265	190	15	0	60
	4	244	163	12	0	69
	5	194	122	16	0	56
	6	247	168	12	3	64
	7	308	230	14	0	64
	8	252	184	17	2	49
	9	343	237	36	0	70
	10	297	203	19	0	75
	11	211	131	8	0	72
	12	268	179	17	0	72
	13	196	147	16	0	33
	14	277	200	21	0	56
	15	218	151	18	0	49
	16	210	167	9	0	34
	17	230	160	15	0	55
	18	240	167	19	0	54
	19	262	195	18	1	48
	20	283	209	17	4	53
	21	284	201	17	0	66
	22	175	136	12	0	27
	23	266	206	11	0	49
	24	458	323	24	1	110
	25	234	159	20	0	55
	26	291	211	21	0	59
	27	252	202	13	1	36
	28	211	163	10	0	38
	29	171	136	8	0	27
	30	226	166	16	0	44
	31	316	229	17	0	70
	32	228	158	8	0	62
	33	271	217	17	0	37
	34	279	190	10	0	79
	35	209	151	11	0	47
	36	139	103	10	0	26
	37	238	182	24	0	32
	38	227	150	10	0	67
	39	241	177	22	0	42
	40	195	146	17	0	32
	41	168	135	7	0	26
	42	209	142	13	0	54
	43	355	256	25	0	74
	44	206	142	6	0	58
	45	356	295	19	0	42
	46	143	103	13	0	27

TOWN OF PERINTON
SUPERVISOR

LEGISLATIVE DISTRICT OR TOWN	ELECTION DISTRICT	TOTAL VOTERS	JAMES E. SMITH REP	JAMES E. SMITH CON	SCATTER	BLANK AND VOID
Perinton						
	47	218	155	15	0	48
	48	164	112	13	0	39
	49	186	149	9	0	28
	50	101	39	4	0	58
	51	207	171	11	0	25
	52	208	144	9	0	55
	53	211	141	9	1	60
	54	232	175	13	0	44
	55	238	184	12	0	42
	56	213	158	17	0	38
GRAND TOTAL:		<u>13,447</u>	<u>9,732</u>	<u>834</u>	<u>13</u>	<u>2,868</u>

TOWN OF PERINTON
TOWN CLERK

LEGISLATIVE DISTRICT OR TOWN	ELECTION DISTRICT	TOTAL VOTERS	SUSAN C. ROBERTS	NORA E. TUTHILL- GLUECK	SUSAN C. ROBERTS	SCATTER	BLANK AND VOID
			REP	DEM	CON		
Perinton	1	293	192	59	26	0	16
	2	283	188	54	15	0	26
	3	265	176	63	13	0	13
	4	244	147	62	11	0	24
	5	194	113	50	15	0	16
	6	247	152	63	12	0	20
	7	308	208	69	14	0	17
	8	252	167	56	13	0	16
	9	343	233	58	28	0	24
	10	297	181	73	14	0	29
	11	211	115	59	15	0	22
	12	268	166	71	11	0	20
	13	196	130	40	15	0	11
	14	277	180	61	17	0	19
	15	218	135	53	15	0	15
	16	210	152	30	9	0	19
	17	230	142	66	12	0	10
	18	240	139	62	17	0	22
	19	262	174	58	17	0	13
	20	283	188	60	20	0	15
	21	284	186	57	15	0	26
	22	175	126	28	13	0	8
	23	266	191	45	11	0	19
	24	458	298	88	28	0	44
	25	234	146	46	19	0	23
	26	291	198	53	23	0	17
	27	252	193	38	9	0	12
	28	211	147	39	11	0	14
	29	171	129	28	5	0	9
	30	226	151	45	16	0	14
	31	316	219	53	19	0	25
	32	228	135	58	7	0	28
	33	271	188	53	13	0	17
	34	279	189	63	9	0	18
	35	209	136	46	12	0	15
	36	139	92	29	10	0	8
	37	238	151	45	25	0	17
	38	227	137	66	8	0	16
	39	241	160	49	17	0	15
	40	195	131	40	15	0	9
	41	168	125	20	8	0	15
	42	209	124	54	12	0	19
	43	355	217	75	26	0	37
	44	206	130	58	8	0	10
	45	356	263	55	18	0	20
	46	143	94	23	15	0	11
	47	218	150	37	15	0	16

TOWN OF PERINTON
TOWN CLERK

LEGISLATIVE DISTRICT OR TOWN	ELECTION DISTRICT	TOTAL VOTERS	SUSAN C. ROBERTS REP	NORA E. TUTHILL- GLUECK DEM	SUSAN C. ROBERTS CON	SCATTER	BLANK AND VOID
Perinton	48	164	101	34	13	0	16
	49	186	124	39	9	0	14
	50	101	32	57	4	0	8
	51	207	165	22	10	0	10
	52	208	127	47	9	0	25
	53	211	124	64	8	0	15
	54	232	158	41	10	0	23
	55	238	176	35	13	0	14
	56	213	144	42	15	0	12
GRAND TOTAL:		<u>13,447</u>	<u>8,835</u>	<u>2,839</u>	<u>787</u>	<u>0</u>	<u>986</u>

TOWN OF PERINTON
TOWN JUSTICE

LEGISLATIVE DISTRICT OR TOWN	ELECTION DISTRICT	TOTAL VOTERS	MICHAEL H. ARNOLD	JOI CARY	MICHAEL H. ARNOLD	SCATTER	BLANK AND VOID
			REP	DEM	CON		
Perinton	1	293	171	85	24	0	13
	2	283	180	71	15	0	17
	3	265	156	82	12	0	15
	4	244	119	106	6	0	13
	5	194	92	81	9	0	12
	6	247	117	106	13	0	11
	7	308	156	127	12	0	13
	8	252	145	75	19	0	13
	9	343	194	113	23	0	13
	10	297	151	104	13	0	29
	11	211	109	76	10	0	16
	12	268	157	75	14	1	21
	13	196	117	52	16	0	11
	14	277	142	111	16	0	8
	15	218	123	69	14	0	12
	16	210	143	46	8	0	13
	17	230	133	77	11	0	9
	18	240	125	79	18	0	18
	19	262	140	98	16	0	8
	20	283	153	98	18	0	14
	21	284	147	101	11	0	25
	22	175	107	48	10	0	10
	23	266	163	72	11	0	20
	24	458	252	142	24	0	40
	25	234	117	94	13	0	10
	26	291	164	97	15	0	15
	27	252	164	68	10	0	10
	28	211	119	71	8	0	13
	29	171	110	45	5	0	11
	30	226	126	72	17	0	11
	31	316	177	108	17	0	14
	32	228	120	79	7	0	22
	33	271	162	80	15	0	14
	34	279	160	97	10	0	12
	35	209	126	63	8	0	12
	36	139	80	46	8	0	5
	37	238	123	82	21	0	12
	38	227	102	103	6	0	16
	39	241	135	76	16	0	14
	40	195	107	66	13	0	9
	41	168	106	47	6	0	9
	42	209	101	86	9	0	13
	43	355	184	131	22	0	18
	44	206	110	82	6	0	8
	45	356	232	93	15	0	16
	46	143	79	41	13	0	10
	47	218	127	66	14	0	11

TOWN OF PERINTON
TOWN JUSTICE

LEGISLATIVE DISTRICT OR TOWN	ELECTION DISTRICT	TOTAL VOTERS	MICHAEL H. ARNOLD REP	JOI CARY DEM	MICHAEL H. ARNOLD CON	SCATTER	BLANK AND VOID
Perinton	48	164	86	53	11	0	14
	49	186	110	54	10	0	12
	50	101	32	59	3	0	7
	51	207	152	37	8	0	10
	52	208	113	66	5	0	24
	53	211	108	84	5	0	14
	54	232	132	74	11	0	15
	55	238	163	51	12	0	12
	56	213	131	56	14	0	12
GRAND TOTAL:		<u>13,447</u>	<u>7,550</u>	<u>4,421</u>	<u>696</u>	<u>1</u>	<u>779</u>

TOWN OF PERINTON
MEMBER OF COUNCIL
(VOTE FOR 2)

LEGISLATIVE DISTRICT OR TOWN	ELECTION DISTRICT	TOTAL VOTERS	DAVID C. GLOSSNER	PATRICIA S. KNAPP	EILEEN F. SPENCE	DAVID C. GLOSSNER	PATRICIA S. KNAPP	SCATTER	BLANK AND VOID
			REP	REP	DEM	CON	CON		
Perinton	1	586	181	194	78	25	30	0	78
	2	566	171	190	76	17	21	0	91
	3	530	170	178	73	11	14	0	84
	4	488	128	150	90	9	15	0	96
	5	388	106	125	70	11	11	0	65
	6	494	135	163	89	11	15	1	80
	7	616	197	223	85	13	12	0	86
	8	504	156	170	77	14	15	2	70
	9	686	200	232	104	29	35	0	86
	10	594	165	201	92	14	19	0	103
	11	422	110	133	71	12	12	0	84
	12	536	151	169	88	13	18	0	97
	13	392	124	136	49	15	17	0	51
	14	554	176	185	78	21	22	0	72
	15	436	121	139	67	16	18	0	75
	16	420	142	154	46	10	8	0	60
	17	460	133	144	80	12	14	0	77
	18	480	125	152	79	16	19	0	89
	19	524	166	183	77	16	18	1	63
	20	566	172	197	80	18	21	2	76
	21	568	167	188	78	15	14	0	106
	22	350	115	128	42	12	15	0	38
	23	532	165	194	75	11	11	0	76
	24	916	269	305	133	25	30	1	153
	25	468	136	160	63	17	21	0	71
	26	582	181	209	87	18	19	0	68
	27	504	169	189	66	12	13	1	54
	28	422	133	142	60	12	10	0	65
	29	342	115	125	42	9	7	0	44
	30	452	140	153	68	15	20	0	56
	31	632	198	221	84	19	21	0	89
	32	456	120	142	75	6	9	0	104
	33	542	178	202	68	16	15	0	63
	34	558	172	184	89	6	11	0	96
	35	418	128	144	62	11	12	1	60
	36	278	84	95	43	12	11	0	33
	37	476	130	169	79	21	27	0	50
	38	454	123	144	85	8	12	0	82
	39	482	153	172	66	18	21	0	52
	40	390	112	134	61	16	18	0	49
	41	336	118	127	36	6	8	0	41
	42	418	116	128	64	15	17	0	78
	43	710	199	230	97	28	31	0	125

TOWN OF PERINTON
MEMBER OF COUNCIL
(VOTE FOR 2)

LEGISLATIVE DISTRICT OR TOWN	ELECTION DISTRICT	TOTAL VOTERS	DAVID C. GLOSSNER	PATRICIA S. KNAPP	EILEEN F. SPENCE	DAVID C. GLOSSNER	PATRICIA S. KNAPP	SCATTER	BLANK AND VOID
			REP	REP	DEM	CON	CON		
Perinton	44	412	113	138	77	8	6	0	70
	45	712	239	275	87	17	20	0	74
	46	286	83	93	41	11	15	0	43
	47	436	139	152	49	13	17	0	66
	48	328	93	104	49	10	11	0	61
	49	372	116	128	51	9	11	0	57
	50	202	38	37	56	2	5	0	64
	51	414	158	165	36	9	8	0	38
	52	416	117	136	65	7	7	0	84
	53	422	119	126	81	8	11	1	76
	54	464	136	168	62	12	16	0	70
	55	476	164	166	54	13	14	0	65
	56	426	130	158	51	16	17	0	54
GRAND TOTAL:		26,894	8,095	9,149	3,931	766	885	10	4,058

TOWN OF PITTSFORD
SUPERVISOR

LEGISLATIVE DISTRICT OR TOWN	ELECTION DISTRICT	TOTAL VOTERS	WILLIAM A. CARPENTER	WILLIAM A. CARPENTER	SCATTER	BLANK AND VOID
			REP	CON		
Pittsford						
	1	221	153	16	0	52
	2	240	165	10	0	65
	3	338	268	13	1	56
	4	255	196	11	1	47
	5	200	147	11	0	42
	6	308	214	11	1	82
	7	147	112	7	0	28
	8	273	209	13	0	51
	9	308	213	15	0	80
	10	287	198	20	0	69
	11	257	191	19	0	47
	12	182	129	15	0	38
	13	214	150	11	2	51
	14	225	160	19	0	46
	15	157	107	13	1	36
	16	185	136	11	0	38
	17	307	201	19	0	87
	18	242	180	5	2	55
	19	180	131	16	0	33
	20	256	171	13	0	72
	21	261	185	18	0	58
	22	331	232	22	0	77
	23	249	188	23	0	38
	24	246	186	10	0	50
	25	209	144	13	0	52
	26	303	207	30	0	66
	27	224	180	13	0	31
	28	176	119	9	0	48
	29	215	163	13	0	39
	30	178	135	1	0	42
	31	241	181	15	0	45
	32	243	172	14	1	56
	33	242	187	18	0	37
GRAND TOTAL:		<u>7,900</u>	<u>5,710</u>	<u>467</u>	<u>9</u>	<u>1,714</u>

TOWN OF PITTSFORD
TOWN JUSTICE

LEGISLATIVE DISTRICT OR TOWN	ELECTION DISTRICT	TOTAL VOTERS	F. ROBERT MICHEL REP	F. ROBERT MICHEL CON	SCATTER	BLANK AND VOID
Pittsford						
	1	221	147	15	0	59
	2	240	157	15	0	68
	3	338	264	11	0	63
	4	255	187	9	0	59
	5	200	135	12	0	53
	6	308	194	9	0	105
	7	147	108	8	0	31
	8	273	207	13	0	53
	9	308	220	13	0	75
	10	287	193	24	0	70
	11	257	183	17	0	57
	12	182	124	14	0	44
	13	214	147	15	0	52
	14	225	155	17	0	53
	15	157	101	15	1	40
	16	185	137	11	0	37
	17	307	197	19	0	91
	18	242	169	5	0	68
	19	180	129	13	0	38
	20	256	174	12	0	70
	21	261	182	17	0	62
	22	331	224	21	0	86
	23	249	183	20	0	46
	24	246	188	10	0	48
	25	209	139	14	0	56
	26	303	209	29	0	65
	27	224	171	14	0	39
	28	176	118	10	0	48
	29	215	164	10	0	41
	30	178	131	3	0	44
	31	241	167	16	0	58
	32	243	165	15	0	63
	33	242	181	18	0	43
GRAND TOTAL:		<u>7,900</u>	<u>5,550</u>	<u>464</u>	<u>1</u>	<u>1,885</u>

TOWN OF PITTSFORD
MEMBER OF COUNCIL
(VOTE FOR 2)

LEGISLATIVE DISTRICT OR TOWN	ELECTION DISTRICT	TOTAL VOTERS	HENRY F. MARINI REP	SANDRA F. ZUTES REP	HENRY F. MARINI CON	SANDRA F. ZUTES CON	SCATTER	BLANK AND VOID
Pittsford								
	1	442	146	148	14	15	0	119
	2	480	156	156	15	16	0	137
	3	676	258	259	12	13	2	132
	4	510	187	182	7	9	0	125
	5	400	133	132	9	11	0	115
	6	616	187	195	10	11	0	213
	7	294	107	107	8	8	0	64
	8	546	208	208	13	14	0	103
	9	616	212	213	15	14	0	162
	10	574	189	188	23	21	0	153
	11	514	182	182	14	14	0	122
	12	364	124	122	14	14	0	90
	13	428	143	144	16	17	1	107
	14	450	151	150	17	18	0	114
	15	314	105	104	14	13	2	76
	16	370	136	136	12	10	0	76
	17	614	193	194	17	17	0	193
	18	484	162	161	6	6	0	149
	19	360	127	128	14	14	0	77
	20	512	173	168	12	12	0	147
	21	522	180	180	17	16	0	129
	22	662	226	221	24	21	0	170
	23	498	179	178	20	21	0	100
	24	492	185	185	11	11	0	100
	25	418	136	135	14	16	0	117
	26	606	191	190	33	30	1	161
	27	448	168	167	15	15	0	83
	28	352	116	112	9	11	0	104
	29	430	154	160	13	10	0	93
	30	356	131	129	2	1	0	93
	31	482	168	167	16	15	0	116
	32	486	158	163	14	14	2	135
	33	484	178	178	19	20	0	89
GRAND TOTAL:		<u>15,800</u>	<u>5,449</u>	<u>5,442</u>	<u>469</u>	<u>468</u>	<u>8</u>	<u>3,964</u>

TOWN OF RIGA
SUPERVISOR

LEGISLATIVE DISTRICT OR TOWN	ELECTION DISTRICT	TOTAL VOTERS	TIMOTHY W. ROWE REP	TIMOTHY W. ROWE CON	SCATTER	BLANK AND VOID
Riga						
	1	311	215	25	0	71
	2	255	179	23	0	53
	3	210	163	9	0	38
	4	252	179	24	0	49
	5	225	156	19	0	50
	6	232	142	25	1	64
GRAND TOTAL:		<u>1,485</u>	<u>1,034</u>	<u>125</u>	<u>1</u>	<u>325</u>

TOWN OF RIGA
TOWN CLERK

LEGISLATIVE DISTRICT OR TOWN	ELECTION DISTRICT	TOTAL VOTERS	JEAN E. OTT REP	JEAN E. OTT CON	SCATTER	BLANK AND VOID
Riga						
	1	311	226	28	0	57
	2	255	190	22	0	43
	3	210	165	11	0	34
	4	252	172	30	0	50
	5	225	169	23	0	33
	6	232	163	28	0	41
GRAND TOTAL:		<u>1,485</u>	<u>1,085</u>	<u>142</u>	<u>0</u>	<u>258</u>

TOWN OF RIGA
TOWN JUSTICE

LEGISLATIVE DISTRICT OR TOWN	ELECTION DISTRICT	TOTAL VOTERS	JOSEPH J. STEINWACHS REP	JOSEPH J. STEINWACHS CON	SCATTER	BLANK AND VOID
Riga	1	311	222	28	0	61
	2	255	184	23	0	48
	3	210	162	12	0	36
	4	252	173	24	0	55
	5	225	163	21	0	41
	6	232	155	26	0	51
GRAND TOTAL:		<u>1,485</u>	<u>1,059</u>	<u>134</u>	<u>0</u>	<u>292</u>

TOWN OF RIGA
MEMBER OF COUNCIL
(VOTE FOR 2)

<u>LEGISLATIVE DISTRICT OR TOWN</u>	<u>ELECTION DISTRICT</u>	<u>TOTAL VOTERS</u>	<u>PETER M. BRUNDAGE REP</u>	<u>PAMELA A. MOORE REP</u>	<u>PETER M. BRUNDAGE CON</u>	<u>PAMELA A. MOORE CON</u>	<u>SCATTER</u>	<u>BLANK AND VOID</u>
Riga	1	622	213	216	28	28	0	137
	2	510	178	187	22	25	0	98
	3	420	162	161	8	12	0	77
	4	504	174	165	23	26	0	116
	5	450	154	167	22	23	0	84
	6	464	145	143	27	26	0	123
GRAND TOTAL:		2,970	1,026	1,039	130	140	0	635

TOWN OF RIGA
SUPERINTENDENT OF HIGHWAYS

LEGISLATIVE DISTRICT OR TOWN	ELECTION DISTRICT	TOTAL VOTERS	PETER C. NEIDRAUER REP	PETER C. NEIDRAUER CON	SCATTER	BLANK AND VOID
Riga						
	1	311	218	30	0	63
	2	255	177	23	0	55
	3	210	168	11	0	31
	4	252	167	23	0	62
	5	225	159	22	0	44
	6	232	143	26	1	62
GRAND TOTAL:		<u>1,485</u>	<u>1,032</u>	<u>135</u>	<u>1</u>	<u>317</u>

TOWN OF RUSH
SUPERVISOR

LEGISLATIVE DISTRICT OR TOWN	ELECTION DISTRICT	TOTAL VOTERS	WILLIAM R. UDICIOUS REP	WILLIAM R. UDICIOUS CON	SCATTER	BLANK AND VOID
Rush						
	1	357	234	28	2	93
	2	299	202	27	1	69
	3	410	276	36	2	96
	4	382	235	26	0	121
GRAND TOTAL:		<u>1,448</u>	<u>947</u>	<u>117</u>	<u>5</u>	<u>379</u>

TOWN OF RUSH
MEMBER OF COUNCIL
(VOTE FOR 2)

LEGISLATIVE DISTRICT OR TOWN	ELECTION DISTRICT	TOTAL VOTERS	WILLIAM A. RIEPE REP	DONALD F. KNAB, JR. REP	WILLIAM A. RIEPE CON	DONALD F. KNAB, JR. CON	SCATTER	BLANK AND VOID
Rush								
	1	714	222	215	25	23	0	229
	2	598	193	181	29	27	2	166
	3	820	261	254	35	39	4	227
	4	764	219	223	26	28	4	264
GRAND TOTAL:		<u>2,896</u>	<u>895</u>	<u>873</u>	<u>115</u>	<u>117</u>	<u>10</u>	<u>886</u>

TOWN OF SWEDEN
SUPERVISOR

LEGISLATIVE DISTRICT OR TOWN	ELECTION DISTRICT	TOTAL VOTERS	NAT O. LESTER, III REP	NAT O. LESTER, III CON	SCATTER	BLANK AND VOID
Sweden						
	1	252	153	17	3	79
	2	149	85	14	0	50
	3	341	198	27	2	114
	4	306	197	25	2	82
	5	95	57	8	0	30
	6	257	162	32	0	63
	7	338	213	28	3	94
	8	189	124	17	1	47
	9	185	121	9	2	53
	10	327	209	22	0	96
	11	90	52	8	0	30
	12	211	135	18	0	58
GRAND TOTAL:		<u>2,740</u>	<u>1,706</u>	<u>225</u>	<u>13</u>	<u>796</u>

TOWN OF SWEDEN
TOWN CLERK

LEGISLATIVE DISTRICT OR TOWN	ELECTION DISTRICT	TOTAL VOTERS	GAIL A. DETOY	GAIL A. DETOY	SCATTER	BLANK AND VOID
			REP	CON		
Sweden						
	1	252	152	22	0	78
	2	149	83	14	0	52
	3	341	192	23	0	126
	4	306	188	27	0	91
	5	95	54	6	0	35
	6	257	154	33	0	70
	7	338	203	30	0	105
	8	189	117	19	0	53
	9	185	113	10	0	62
	10	327	215	27	0	85
	11	90	49	9	0	32
	12	211	130	21	0	60
GRAND TOTAL:		<u>2,740</u>	<u>1,650</u>	<u>241</u>	<u>0</u>	<u>849</u>

TOWN OF SWEDEN
TOWN JUSTICE

LEGISLATIVE DISTRICT OR TOWN	ELECTION DISTRICT	TOTAL VOTERS	WILLIAM J. CODY REP	WILLIAM J. CODY CON	SCATTER	BLANK AND VOID
Sweden						
	1	252	150	21	0	81
	2	149	88	15	0	46
	3	341	199	22	0	120
	4	306	195	26	0	85
	5	95	58	5	0	32
	6	257	158	32	0	67
	7	338	202	29	0	107
	8	189	117	21	0	51
	9	185	116	12	0	57
	10	327	207	25	0	95
	11	90	51	8	0	31
	12	211	132	20	0	59
GRAND TOTAL:		<u>2,740</u>	<u>1,673</u>	<u>236</u>	<u>0</u>	<u>831</u>

TOWN OF SWEDEN
MEMBER OF TOWN COUNCIL
(VOTE FOR 2)
PART 1 OF 2

LEGISLATIVE DISTRICT OR TOWN	ELECTION DISTRICT	TOTAL VOTERS	ROBERT A. CARGES	DANIELLE L. WINDUS-COOK	MARY A. BATTISTI	ROBERT B. CHERRINGTON
			REP	REP	DEM	DEM
Sweden						
	1	504	108	110	113	111
	2	298	64	61	69	66
	3	682	152	171	157	128
	4	612	161	161	121	111
	5	190	40	38	46	50
	6	514	124	132	96	90
	7	676	158	162	152	130
	8	378	104	94	64	62
	9	370	99	102	64	59
	10	654	168	159	127	120
	11	180	41	46	32	30
	12	422	105	112	81	61
GRAND TOTAL :		<u>5,480</u>	<u>1,324</u>	<u>1,348</u>	<u>1,122</u>	<u>1,018</u>

TOWN OF SWEDEN
MEMBER OF TOWN COUNCIL
(VOTE FOR 2)
PART 2 OF 2

LEGISLATIVE DISTRICT OR TOWN	ELECTION DISTRICT	TOTAL VOTERS	ROBERT A. CARGES CON	DANIELLE L. WINDUS-COOK CON	SCATTER	BLANK AND VOID
Sweden						
	1	504	17	17	0	28
	2	298	13	9	0	16
	3	682	18	17	0	39
	4	612	15	18	0	25
	5	190	5	4	0	7
	6	514	26	25	0	21
	7	676	23	24	0	27
	8	378	15	13	0	26
	9	370	7	9	0	30
	10	654	14	20	0	46
	11	180	5	4	0	22
	12	422	13	15	0	35
GRAND TOTAL :		<u>5,480</u>	<u>171</u>	<u>175</u>	<u>0</u>	<u>322</u>

TOWN OF WEBSTER
SUPERVISOR

LEGISLATIVE DISTRICT OR TOWN	ELECTION DISTRICT	TOTAL VOTERS	CATHRYN	DOLLY	CATHRYN	DOLLY	SCATTER	BLANK AND VOID
			C. THOMAS	KUJAWA	C. THOMAS	KUJAWA		
			REP	DEM	CON	NVW		
Webster								
	1	323	113	168	21	6	0	15
	2	300	113	157	7	7	0	16
	3	279	111	137	17	4	0	10
	4	197	62	115	9	8	0	3
	5	335	144	156	20	6	0	9
	6	272	151	87	12	4	0	18
	7	369	174	163	11	5	1	15
	8	296	128	135	17	4	2	10
	9	366	185	143	20	4	0	14
	10	250	136	90	14	3	0	7
	11	313	167	114	18	2	1	11
	12	438	220	168	20	15	0	15
	13	308	167	119	8	6	0	8
	14	305	92	191	3	7	0	12
	15	207	86	95	18	3	0	5
	16	347	143	169	18	6	0	11
	17	457	238	179	22	7	0	11
	18	268	118	121	12	4	0	13
	19	354	180	137	15	8	2	12
	20	302	120	151	19	7	0	5
	21	385	172	184	15	5	0	9
	22	279	137	117	11	6	0	8
	23	294	135	131	15	3	0	10
	24	353	172	150	15	2	0	14
	25	221	112	87	11	1	0	10
	26	248	142	73	21	3	0	9
	27	233	112	88	17	8	0	8
	28	222	101	97	11	2	0	11
	29	248	112	111	15	1	0	9
	30	186	73	87	7	5	0	14
	31	228	104	102	9	4	0	9
	32	264	128	109	12	2	0	13
	33	343	159	144	26	2	0	12
	34	157	91	56	4	1	0	5
	35	220	110	91	12	4	0	3
	36	285	164	92	18	4	0	7
	37	307	163	122	10	4	1	7
	38	369	170	168	13	4	0	14
	39	273	179	78	8	3	0	5
	40	322	162	131	7	2	0	20
	41	231	105	102	14	5	0	5
GRAND TOTAL:		<u>11,954</u>	<u>5,651</u>	<u>5,115</u>	<u>572</u>	<u>187</u>	<u>7</u>	<u>422</u>

TOWN OF WEBSTER
TOWN JUSTICE

LEGISLATIVE DISTRICT OR TOWN	ELECTION DISTRICT	TOTAL VOTERS	THOMAS J. DISALVO	CHARLES F. BURKWIT	THOMAS J. DISALVO	CHARLES F. BURKWIT	SCATTER	BLANK AND VOID
			REP	DEM	CON	NVW		
Webster								
	1	323	127	143	27	5	0	21
	2	300	127	136	9	5	0	23
	3	279	111	125	20	7	0	16
	4	197	66	106	11	9	0	5
	5	335	150	141	19	6	0	19
	6	272	158	79	12	4	0	19
	7	369	176	150	16	5	1	21
	8	296	129	121	22	1	1	22
	9	366	193	135	21	4	0	13
	10	250	133	84	16	3	0	14
	11	313	162	110	22	4	1	14
	12	438	228	148	25	17	0	20
	13	308	163	117	12	5	0	11
	14	305	129	143	10	5	0	18
	15	207	98	84	16	2	0	7
	16	347	170	137	17	3	0	20
	17	457	249	151	25	7	0	25
	18	268	130	110	12	4	0	12
	19	354	178	124	19	9	0	24
	20	302	137	118	24	7	0	16
	21	385	173	162	21	5	1	23
	22	279	150	95	14	4	0	16
	23	294	148	114	17	2	0	13
	24	353	172	138	19	4	0	20
	25	221	120	80	9	1	0	11
	26	248	149	59	21	2	0	17
	27	233	129	73	17	6	0	8
	28	222	121	70	16	1	0	14
	29	248	127	91	15	1	0	14
	30	186	80	78	9	4	0	15
	31	228	121	74	9	5	0	19
	32	264	129	93	17	1	0	24
	33	343	163	131	23	1	0	25
	34	157	91	51	6	1	0	8
	35	220	120	74	16	3	0	7
	36	285	166	82	23	4	0	10
	37	307	171	109	10	4	0	13
	38	369	174	161	15	4	0	15
	39	273	178	77	10	1	0	7
	40	322	177	104	11	4	0	26
	41	231	126	68	16	5	0	16
GRAND TOTAL:		<u>11,954</u>	<u>5,999</u>	<u>4,446</u>	<u>669</u>	<u>175</u>	<u>4</u>	<u>661</u>

TOWN OF WEBSTER
MEMBER OF COUNCIL
(VOTE FOR 2)
PART 1 OF 2

LEGISLATIVE DISTRICT OR TOWN	ELECTION DISTRICT	TOTAL VOTERS	BILL RAMPE	JAMES F. CARLEVATTI	CAROLE A. BARNABAS	PETER A. CHATFIELD	BILL RAMPE
			REP	REP	DEM/NVW	DEM/NVW	IND
Webster							
	1	646	120	124	162	157	5
	2	600	115	112	146	146	6
	3	558	113	112	135	130	3
	4	394	63	66	107	95	7
	5	670	134	135	158	141	5
	6	544	134	145	107	89	3
	7	738	161	161	164	153	7
	8	592	128	144	123	112	9
	9	732	203	198	130	124	9
	10	500	128	130	100	91	4
	11	626	157	163	117	100	10
	12	876	215	227	157	152	12
	13	616	168	160	115	115	3
	14	610	121	107	159	152	9
	15	414	84	89	98	93	4
	16	694	151	152	160	149	3
	17	914	234	233	178	164	7
	18	536	124	123	119	107	4
	19	708	184	180	123	115	7
	20	604	152	137	100	117	9
	21	770	148	179	196	151	5
	22	558	140	141	110	106	3
	23	588	132	128	132	137	9
	24	706	177	176	132	132	9
	25	442	114	118	83	78	4
	26	496	125	145	77	70	3
	27	466	137	128	78	73	1
	28	444	105	105	90	88	6
	29	496	113	120	98	92	3
	30	372	79	85	82	76	5
	31	456	97	114	93	82	1
	32	528	132	124	103	103	9
	33	686	175	170	122	125	6
	34	314	84	83	60	56	1
	35	440	92	105	105	89	3
	36	570	166	168	90	93	9
	37	614	152	148	124	126	4
	38	738	166	171	159	148	9
	39	546	164	175	82	78	2
	40	644	152	177	127	104	5
	41	462	108	112	88	87	13
GRAND TOTAL:		<u>23,908</u>	<u>5,647</u>	<u>5,770</u>	<u>4,889</u>	<u>4,596</u>	<u>236</u>

TOWN OF WEBSTER
MEMBER OF COUNCIL
(VOTE FOR 2)
PART 2 OF 2

LEGISLATIVE DISTRICT OR TOWN	ELECTION DISTRICT	TOTAL VOTERS	JAMES F. CARLEVATTI	CAROLE A. BARNABAS	PETER A. CHATFIELD	SCATTER	BLANK AND VOID
			IND	CON	CON		
Webster							
	1	646	4	13	15	0	46
	2	600	8	9	10	0	48
	3	558	6	14	14	0	31
	4	394	9	9	9	0	29
	5	670	11	20	21	0	45
	6	544	6	9	11	0	40
	7	738	9	13	13	0	57
	8	592	4	10	10	2	50
	9	732	12	10	7	0	39
	10	500	6	6	13	0	22
	11	626	11	18	17	0	33
	12	876	3	31	25	0	54
	13	616	4	11	15	0	25
	14	610	4	5	7	0	46
	15	414	3	10	8	0	25
	16	694	3	17	15	0	44
	17	914	9	22	18	0	49
	18	536	3	6	8	0	42
	19	708	9	19	18	0	53
	20	604	6	21	18	0	44
	21	770	15	18	20	1	37
	22	558	8	12	12	0	26
	23	588	8	13	15	0	14
	24	706	5	17	17	0	41
	25	442	6	4	4	0	31
	26	496	6	18	17	0	35
	27	466	6	9	11	0	23
	28	444	7	8	8	0	27
	29	496	2	19	18	0	31
	30	372	4	6	7	0	28
	31	456	3	12	9	0	45
	32	528	6	5	6	0	40
	33	686	6	19	21	0	42
	34	314	2	5	4	0	19
	35	440	6	18	16	0	6
	36	570	8	11	10	0	15
	37	614	7	10	10	0	33
	38	738	12	14	14	0	45
	39	546	3	12	11	0	19
	40	644	5	1	4	0	69
	41	462	11	7	7	0	29
GRAND TOTAL:		<u>23,908</u>	<u>266</u>	<u>511</u>	<u>513</u>	<u>3</u>	<u>1,477</u>

TOWN OF WHEATLAND
SUPERVISOR

LEGISLATIVE DISTRICT OR TOWN	ELECTION DISTRICT	TOTAL VOTERS	JEFFREY	CHRISTINE	JEFFREY	CHRISTINE	SCATTER	BLANK AND VOID
			R. ADAIR REP	PEARL DEM	R. ADAIR CON	PEARL WF		
Wheatland								
	1	376	247	82	14	17	0	16
	2	336	222	75	16	4	0	19
	3	429	278	99	24	12	0	16
	4	275	181	58	16	14	0	6
	5	368	241	75	19	16	0	17
GRAND TOTAL:		<u>1,784</u>	<u>1,169</u>	<u>389</u>	<u>89</u>	<u>63</u>	<u>0</u>	<u>74</u>

TOWN OF WHEATLAND
TOWN JUSTICE

LEGISLATIVE DISTRICT OR TOWN	ELECTION DISTRICT	TOTAL VOTERS	TIMOTHY HALLOCK REP	JOYCE J. CROSS DEM	TIMOTHY HALLOCK CON	JOYCE J. CROSS WF	SCATTER	BLANK AND VOID
Wheatland	1	376	246	84	18	15	0	13
	2	336	198	86	15	4	0	33
	3	429	256	118	26	13	0	16
	4	275	172	64	17	14	0	8
	5	368	242	75	18	17	0	16
GRAND TOTAL:		<u>1,784</u>	<u>1,114</u>	<u>427</u>	<u>94</u>	<u>63</u>	<u>0</u>	<u>86</u>

TOWN OF WHEATLAND
MEMBER OF TOWN COUNCIL
4 YEAR TERM
(VOTE FOR 2)
PART 1 OF 2

LEGISLATIVE DISTRICT OR TOWN	ELECTION DISTRICT	TOTAL VOTERS	LINDA M. DOBSON REP	HENRY W. WILLIAMS, JR. REP	THOMAS J. ABBOTT DEM	ROGER D. DEWITT DEM
Wheatland						
	1	752	201	205	139	109
	2	672	196	187	94	100
	3	858	220	202	165	168
	4	550	148	149	94	85
	5	736	217	213	103	110
GRAND TOTAL :		<u>3,568</u>	<u>982</u>	<u>956</u>	<u>595</u>	<u>572</u>

TOWN OF WHEATLAND
MEMBER OF TOWN COUNCIL
4 YEAR TERM
(VOTE FOR 2)
PART 2 OF 2

LEGISLATIVE DISTRICT OR TOWN	ELECTION DISTRICT	TOTAL VOTERS	HENRY W. WILLIAMS, JR. CON	THOMAS J. ABBOTT WF	ROGER D. DEWITT WF	SCATTER	BLANK AND VOID
Wheatland							
	1	752	14	19	20	0	45
	2	672	12	5	6	0	72
	3	858	15	18	15	0	55
	4	550	16	16	14	0	28
	5	736	17	21	18	0	37
GRAND TOTAL :		<u>3,568</u>	<u>74</u>	<u>79</u>	<u>73</u>	<u>0</u>	<u>237</u>

TOWN OF WHEATLAND
MEMBER OF TOWN COUNCIL
2 YEAR TERM

LEGISLATIVE DISTRICT OR TOWN	ELECTION DISTRICT	TOTAL VOTERS	STEVEN R. TREXLER	MICHAEL J. GRASSO	MICHAEL J. GRASSO	SCATTER	BLANK AND VOID
			REP	DEM	WF		
Wheatland	1	376	225	91	15	0	45
	2	336	201	89	6	0	40
	3	429	259	129	12	0	29
	4	275	163	77	13	0	22
	5	368	237	85	19	0	27
GRAND TOTAL:		<u>1,784</u>	<u>1,085</u>	<u>471</u>	<u>65</u>	<u>0</u>	<u>163</u>

TOWN OF WHEATLAND
SUPERINTENDENT OF HIGHWAYS

LEGISLATIVE DISTRICT OR TOWN	ELECTION DISTRICT	TOTAL VOTERS	HOWARD C. HAZELTON	PETER L. BURNS	PETER L. BURNS	SCATTER	BLANK AND VOID
			REP	DEM	WF		
<u>Wheatland</u>							
	1	376	199	145	19	0	13
	2	336	181	127	8	0	20
	3	429	230	165	16	0	18
	4	275	128	121	19	0	7
	5	368	200	138	21	0	9
GRAND TOTAL:		<u>1,784</u>	<u>938</u>	<u>696</u>	<u>83</u>	<u>0</u>	<u>67</u>

PROPOSAL NUMBER ONE
AN AMENDMENT
GENDER-NEUTRAL CONSTITUTIONAL REVISION
SUMMARY

LEGISLATIVE DISTRICT OR TOWN	TOTAL VOTERS	YES	NO	BLANK AND VOID
Leg. Dist. 06	1,391	370	305	716
Leg. Dist. 07	744	202	134	408
Leg. Dist. 21	4,794	1,244	827	2,723
Leg. Dist. 22	2,510	190	143	2,177
Leg. Dist. 23	5,160	2,136	965	2,059
Leg. Dist. 24	3,295	1,291	586	1,418
Leg. Dist. 25	3,568	618	264	2,686
Leg. Dist. 26	2,849	725	625	1,499
Leg. Dist. 27	5,039	883	569	3,587
Leg. Dist. 28	3,494	602	510	2,382
Leg. Dist. 29	3,840	676	538	2,626
CITY	36,684	8,937	5,466	22,281
Brighton	11,306	4,426	2,187	4,693
Chili	8,112	2,138	2,331	3,643
Clarkson	1,591	355	444	792
East Rochester	1,714	380	345	989
Gates	7,439	1,616	1,531	4,292
Greece	22,587	6,003	6,159	10,425
Hamlin	1,997	559	709	729
Henrietta	8,924	2,489	2,287	4,148
Irondequoit	18,072	4,915	4,128	9,029
Mendon	2,787	799	712	1,276
Ogden	4,312	1,191	1,388	1,733
Parma	3,376	861	924	1,591
Penfield	10,481	3,296	2,707	4,478
Perinton	13,447	4,591	3,749	5,107
Pittsford	7,900	3,140	2,283	2,477
Riga	1,485	355	426	704
Rush	1,448	621	551	276
Sweden	2,740	723	689	1,328
Webster	11,954	3,278	3,395	5,281
Wheatland	1,784	446	526	812
TOWNS	143,456	42,182	37,471	63,803
GRAND TOTAL:	180,140	51,119	42,937	86,084

PROPOSAL NUMBER ONE
 AN AMENDMENT
 GENDER-NEUTRAL CONSTITUTIONAL REVISION
 DETAIL

<u>LEGISLATIVE DISTRICT OR TOWN</u>	<u>ELECTION DISTRICT</u>	<u>TOTAL VOTERS</u>	<u>YES</u>	<u>NO</u>	<u>BLANK AND VOID</u>
Leg. Dist. 06	1	365	108	84	173
	2	150	32	28	90
	3	217	37	44	136
	4	212	75	50	87
	5	233	65	56	112
	6	214	53	43	118
Leg. Dist. 06		<u>1,391</u>	<u>370</u>	<u>305</u>	<u>716</u>
Leg. Dist. 07	1	322	110	76	136
	2	248	53	27	168
	3	174	39	31	104
Leg. Dist. 07		<u>744</u>	<u>202</u>	<u>134</u>	<u>408</u>
Leg. Dist. 21	1	247	75	40	132
	2	191	101	50	40
	3	126	34	26	66
	4	198	24	28	146
	5	143	35	38	70
	6	157	48	29	80
	7	307	104	69	134
	8	208	49	27	132
	9	160	69	32	59
	10	296	115	44	137
	11	176	23	16	137
	12	292	74	54	164
	13	64	36	12	16
	14	246	63	48	135
	15	135	25	28	82
	16	120	31	15	74
	17	233	57	34	142
	18	158	12	22	124
	19	134	16	15	103
	20	190	71	59	60
	21	121	27	22	72
	22/28	181	15	21	145
	23	53	11	5	37
	24	308	74	57	177

PROPOSAL NUMBER ONE
 AN AMENDMENT
 GENDER-NEUTRAL CONSTITUTIONAL REVISION
 DETAIL

<u>LEGISLATIVE DISTRICT OR TOWN</u>	<u>ELECTION DISTRICT</u>	<u>TOTAL VOTERS</u>	<u>YES</u>	<u>NO</u>	<u>BLANK AND VOID</u>
Leg. Dist. 21	25	109	20	16	73
	26	141	12	9	120
	27	100	23	11	66
Leg. Dist. 21		<u>4,794</u>	<u>1,244</u>	<u>827</u>	<u>2,723</u>
Leg. Dist. 22	1/25	221	19	25	177
	2	52	4	0	48
	3	143	8	2	133
	4	84	3	3	78
	5	139	10	4	125
	6	109	4	5	100
	7	78	0	2	76
	8	126	11	6	109
	9	92	2	1	89
	10	112	6	6	100
	11	137	35	14	88
	12	78	4	3	71
	13	54	2	3	49
	14	144	10	15	119
	15	118	4	5	109
	16	59	3	4	52
	17	54	2	4	48
	18	72	3	2	67
	19	82	5	6	71
	20	104	9	4	91
	21	130	18	7	105
	22	140	11	11	118
	23	87	12	3	72
	24	70	4	6	60
	26	25	1	2	22
Leg. Dist. 22		<u>2,510</u>	<u>190</u>	<u>143</u>	<u>2,177</u>
Leg. Dist. 23	1	145	60	30	55
	2	182	63	19	100
	3	130	64	26	40
	4	214	83	24	107
	5	193	67	32	94

PROPOSAL NUMBER ONE
 AN AMENDMENT
 GENDER-NEUTRAL CONSTITUTIONAL REVISION
 DETAIL

<u>LEGISLATIVE DISTRICT OR TOWN</u>	<u>ELECTION DISTRICT</u>	<u>TOTAL VOTERS</u>	<u>YES</u>	<u>NO</u>	<u>BLANK AND VOID</u>
Leg. Dist. 23	6	130	56	28	46
	7	186	85	32	69
	8	169	95	39	35
	9	112	56	24	32
	10	152	93	26	33
	11	214	100	28	86
	12	274	103	44	127
	13	268	74	51	143
	14	140	82	25	33
	15	93	54	29	10
	16	147	40	35	72
	17	247	86	43	118
	18	156	39	37	80
	19	227	69	41	117
	20	252	146	52	54
	21	209	75	41	93
	22	182	102	29	51
	23	91	37	16	38
	24	253	104	39	110
	25	308	131	60	117
	26	315	117	71	127
	27	171	55	44	72
Leg. Dist. 23		<u>5,160</u>	<u>2,136</u>	<u>965</u>	<u>2,059</u>
Leg. Dist. 24	1	274	171	54	49
	2	217	88	36	93
	3	224	101	54	69
	4	220	62	35	123
	5	180	72	38	70
	6	138	58	31	49
	7	170	44	27	99
	8	190	77	41	72
	9	148	51	24	73
	10	37	10	9	18
	11	205	45	17	143
	12	130	31	14	85
	13	180	90	45	45

PROPOSAL NUMBER ONE
AN AMENDMENT
GENDER-NEUTRAL CONSTITUTIONAL REVISION
DETAIL

<u>LEGISLATIVE DISTRICT OR TOWN</u>	<u>ELECTION DISTRICT</u>	<u>TOTAL VOTERS</u>	<u>YES</u>	<u>NO</u>	<u>BLANK AND VOID</u>
Leg. Dist. 24	14	202	125	45	32
	15	203	48	24	131
	16	194	69	31	94
	17	54	19	10	25
	18	95	47	17	31
	19	234	83	34	117
Leg. Dist. 24		<u>3,295</u>	<u>1,291</u>	<u>586</u>	<u>1,418</u>
Leg. Dist. 25	1	307	80	27	200
	2	163	18	10	135
	3	274	19	15	240
	4	64	1	1	62
	5	142	8	16	118
	6	189	44	20	125
	7	191	16	3	172
	8	241	27	13	201
	9	138	9	4	125
	10	210	50	24	136
	11	156	10	4	142
	12	210	77	22	111
	13	171	8	3	160
	14	236	77	31	128
	15	154	11	3	140
	16	83	35	16	32
	17	121	11	4	106
	18	10	2	1	7
	19	217	41	22	154
	20	195	36	14	145
	21	96	38	11	47
Leg. Dist. 25		<u>3,568</u>	<u>618</u>	<u>264</u>	<u>2,686</u>
Leg. Dist. 26	1	161	27	37	97
	2	117	26	24	67
	3	237	45	65	127
	4	194	54	52	88
	5	187	44	36	107
	6/7	204	43	34	127

PROPOSAL NUMBER ONE
AN AMENDMENT
GENDER-NEUTRAL CONSTITUTIONAL REVISION
DETAIL

<u>LEGISLATIVE DISTRICT OR TOWN</u>	<u>ELECTION DISTRICT</u>	<u>TOTAL VOTERS</u>	<u>YES</u>	<u>NO</u>	<u>BLANK AND VOID</u>
Leg. Dist. 26	8	204	39	36	129
	9	226	108	78	40
	10	163	46	35	82
	11	243	61	54	128
	12	344	108	54	182
	14	172	41	37	94
	15	208	38	45	125
	16	186	44	38	104
	17	3	1	0	2
Leg. Dist. 26		<u>2,849</u>	<u>725</u>	<u>625</u>	<u>1,499</u>
Leg. Dist. 27	1	233	42	42	149
	2	227	42	23	162
	3/24/25	202	55	25	122
	4	277	59	44	174
	5	294	55	29	210
	6	212	29	31	152
	7	232	50	30	152
	8	195	25	19	151
	9	250	71	19	160
	10	212	43	25	144
	11	236	54	32	150
	12	218	37	23	158
	13	197	26	22	149
	14	167	25	18	124
	15	204	19	7	178
	16	254	54	32	168
	17	104	25	18	61
	18	130	11	11	108
	19	218	33	12	173
	20	157	8	5	144
	21	120	21	17	82
	22	138	17	10	111
	23	139	31	15	93
	27	121	12	19	90
	28	182	20	14	148
	29	120	19	27	74

PROPOSAL NUMBER ONE
AN AMENDMENT
GENDER-NEUTRAL CONSTITUTIONAL REVISION
DETAIL

<u>LEGISLATIVE DISTRICT OR TOWN</u>	<u>ELECTION DISTRICT</u>	<u>TOTAL VOTERS</u>	<u>YES</u>	<u>NO</u>	<u>BLANK AND VOID</u>
Leg. Dist. 27		5,039	883	569	3,587
Leg. Dist. 28					
	1/19	150	17	28	105
	2	202	26	28	148
	3	145	26	15	104
	4	237	42	40	155
	5	168	25	20	123
	6	170	30	26	114
	7	217	39	24	154
	8	187	23	12	152
	9	171	33	30	108
	10	110	24	26	60
	11	138	21	16	101
	12	90	9	3	78
	13	193	33	32	128
	14	166	27	33	106
	15	100	11	7	82
	16	168	26	24	118
	17	157	24	28	105
	18	158	29	21	108
	21	224	61	47	116
	22	101	14	3	84
	23	242	62	47	133
Leg. Dist. 28		<u>3,494</u>	<u>602</u>	<u>510</u>	<u>2,382</u>
Leg. Dist. 29					
	1	54	8	10	36
	2	38	4	2	32
	3	122	15	19	88
	4	196	38	19	139
	5	264	37	29	198
	6/7	196	52	40	104
	8	243	35	31	177
	9	176	33	22	121
	10	155	19	17	119
	11	149	55	45	49
	12	223	33	39	151
	13	139	35	18	86
	14/15/17	164	53	30	81

PROPOSAL NUMBER ONE
AN AMENDMENT
GENDER-NEUTRAL CONSTITUTIONAL REVISION
DETAIL

<u>LEGISLATIVE DISTRICT OR TOWN</u>	<u>ELECTION DISTRICT</u>	<u>TOTAL VOTERS</u>	<u>YES</u>	<u>NO</u>	<u>BLANK AND VOID</u>
Leg. Dist. 29	16	64	6	4	54
	18	179	54	39	86
	19	127	23	17	87
	20	205	31	17	157
	21	197	38	38	121
	22	128	23	5	100
	23	204	13	11	180
	24	216	31	43	142
	25	213	26	25	162
	26	188	14	18	156
Leg. Dist. 29		<u>3,840</u>	<u>676</u>	<u>538</u>	<u>2,626</u>
CITY		36,684	8,937	5,466	22,281
Brighton	1	298	109	56	133
	2	189	60	49	80
	3	262	70	40	152
	4	261	93	47	121
	5	235	112	41	82
	6	369	167	90	112
	7	215	61	35	119
	8	291	133	66	92
	9	250	126	45	79
	10	293	167	89	37
	11	276	99	60	117
	12	369	152	73	144
	13	236	103	45	88
	14	126	39	31	56
	15	229	68	54	107
	16	203	101	65	37
	17	164	44	5	115
	18	229	98	43	88
	19	288	97	61	130
	20	175	75	38	62
	21	312	125	60	127
	22	281	119	40	122
	23	268	113	59	96
	24	209	60	36	113

PROPOSAL NUMBER ONE
 AN AMENDMENT
 GENDER-NEUTRAL CONSTITUTIONAL REVISION
 DETAIL

<u>LEGISLATIVE DISTRICT OR TOWN</u>	<u>ELECTION DISTRICT</u>	<u>TOTAL VOTERS</u>	<u>YES</u>	<u>NO</u>	<u>BLANK AND VOID</u>
Brighton	25	215	82	46	87
	26	211	62	49	100
	27	243	104	43	96
	28	308	126	66	116
	29	191	71	38	82
	30	458	142	67	249
	31	240	116	50	74
	32	325	108	54	163
	33	250	104	41	105
	34	256	89	42	125
	35	245	115	44	86
	36	160	52	31	77
	37	263	104	40	119
	38	244	92	42	110
	39	231	89	37	105
	40	430	182	75	173
	41	287	109	47	131
	42	94	46	13	35
	43	280	108	64	108
	44	98	34	15	49
	45	137	42	30	65
	46	112	58	25	29
Brighton		11,306	4,426	2,187	4,693
Chili	1	257	58	81	118
	2	327	77	101	149
	3	284	84	73	127
	4	181	31	63	87
	5	263	104	91	68
	6	296	75	75	146
	7	153	41	36	76
	8	247	101	103	43
	9	249	69	68	112
	10	241	61	78	102
	11	321	67	86	168
	12	352	77	104	171
	13	346	74	105	167

PROPOSAL NUMBER ONE
 AN AMENDMENT
 GENDER-NEUTRAL CONSTITUTIONAL REVISION
 DETAIL

<u>LEGISLATIVE DISTRICT OR TOWN</u>	<u>ELECTION DISTRICT</u>	<u>TOTAL VOTERS</u>	<u>YES</u>	<u>NO</u>	<u>BLANK AND VOID</u>
Chili	14	298	83	87	128
	15	280	61	86	133
	16	326	71	93	162
	17	551	173	113	265
	18	312	79	81	152
	19	243	57	81	105
	20	304	111	93	100
	21	220	70	54	96
	22	293	60	70	163
	23	188	49	61	78
	24	289	75	82	132
	25	193	53	41	99
	26	296	99	120	77
	27	263	48	68	147
	28	184	58	42	84
	29	200	40	50	110
	30	155	32	45	78
Chili		<u>8,112</u>	<u>2,138</u>	<u>2,331</u>	<u>3,643</u>
Clarkson	1	415	107	129	179
	2	258	55	62	141
	3	286	72	79	135
	4	314	70	91	153
	5	318	51	83	184
Clarkson		<u>1,591</u>	<u>355</u>	<u>444</u>	<u>792</u>
East Rochester	1	252	57	49	146
	2	259	52	59	148
	3	298	75	59	164
	4	235	58	53	124
	5	200	37	34	129
	6	219	49	43	127
	7	251	52	48	151
East Rochester		<u>1,714</u>	<u>380</u>	<u>345</u>	<u>989</u>
Gates	1	177	36	48	93

PROPOSAL NUMBER ONE
 AN AMENDMENT
 GENDER-NEUTRAL CONSTITUTIONAL REVISION
 DETAIL

<u>LEGISLATIVE DISTRICT OR TOWN</u>	<u>ELECTION DISTRICT</u>	<u>TOTAL VOTERS</u>	<u>YES</u>	<u>NO</u>	<u>BLANK AND VOID</u>
Gates	2	236	68	43	125
	3	150	27	23	100
	4	254	51	57	146
	5	354	124	55	175
	6	261	58	63	140
	7	272	75	78	119
	8	184	43	47	94
	9	295	42	45	208
	10	141	40	25	76
	11	174	29	54	91
	12	159	40	24	95
	13	241	37	38	166
	14	216	24	37	155
	15	280	47	52	181
	16	190	39	42	109
	17	196	35	41	120
	18	208	34	45	129
	19	225	46	43	136
	20	217	58	40	119
	21	218	26	45	147
	22	194	49	54	91
	23	228	54	40	134
	24	188	49	38	101
	25	252	39	39	174
	26	246	55	67	124
	27	237	47	59	131
	28	198	54	34	110
	29	222	49	39	134
	30	138	23	26	89
	31	174	36	40	98
	32	263	82	54	127
	33	133	21	31	81
	34	170	41	37	92
	35	148	38	28	82
Gates		<u>7,439</u>	<u>1,616</u>	<u>1,531</u>	<u>4,292</u>
Greece	1	225	58	67	100

PROPOSAL NUMBER ONE
 AN AMENDMENT
 GENDER-NEUTRAL CONSTITUTIONAL REVISION
 DETAIL

<u>LEGISLATIVE DISTRICT OR TOWN</u>	<u>ELECTION DISTRICT</u>	<u>TOTAL VOTERS</u>	<u>YES</u>	<u>NO</u>	<u>BLANK AND VOID</u>
Greece					
	2	190	51	56	83
	3	221	52	70	99
	4	163	41	60	62
	5	165	39	51	75
	6	200	50	50	100
	7	234	55	47	132
	8	211	50	47	114
	9	203	46	60	97
	10	175	47	40	88
	11	102	26	26	50
	12	165	39	50	76
	13	235	47	57	131
	14	175	77	67	31
	15	164	51	53	60
	16	134	27	38	69
	17	221	56	48	117
	18	243	51	76	116
	19	172	34	50	88
	20	187	41	54	92
	21	252	63	58	131
	22	196	48	49	99
	23	273	63	60	150
	24	322	80	78	164
	25	202	45	59	98
	26	191	63	61	67
	27	265	72	70	123
	28	219	59	73	87
	29	217	68	66	83
	30	201	66	45	90
	31	227	65	73	89
	32	234	59	64	111
	33	251	54	70	127
	34	230	62	53	115
	35	201	58	72	71
	36	270	81	67	122
	37	169	41	53	75
	38	247	80	56	111

PROPOSAL NUMBER ONE
 AN AMENDMENT
 GENDER-NEUTRAL CONSTITUTIONAL REVISION
 DETAIL

<u>LEGISLATIVE DISTRICT OR TOWN</u>	<u>ELECTION DISTRICT</u>	<u>TOTAL VOTERS</u>	<u>YES</u>	<u>NO</u>	<u>BLANK AND VOID</u>
Greece					
	39	113	27	31	55
	40	214	58	42	114
	41	226	56	62	108
	42	195	52	42	101
	43	272	54	80	138
	44	250	76	85	89
	45	186	43	47	96
	46	139	41	30	68
	47	243	81	66	96
	48	181	61	48	72
	49	197	65	54	78
	50	223	72	63	88
	51	164	50	33	81
	52	266	65	86	115
	53	153	35	43	75
	54	188	41	66	81
	55	205	46	54	105
	56	278	81	69	128
	57	212	54	55	103
	58	227	58	70	99
	59	146	32	38	76
	60	209	35	45	129
	61	226	49	41	136
	62	282	64	63	155
	63	269	76	72	121
	64	201	42	56	103
	65	278	97	42	139
	66	145	34	29	82
	67	205	57	61	87
	68	302	72	89	141
	69	183	40	56	87
	70	192	49	52	91
	71	272	74	84	114
	72	215	58	68	89
	73	141	39	30	72
	74	151	42	35	74
	75	184	43	48	93

PROPOSAL NUMBER ONE
 AN AMENDMENT
 GENDER-NEUTRAL CONSTITUTIONAL REVISION
 DETAIL

<u>LEGISLATIVE DISTRICT OR TOWN</u>	<u>ELECTION DISTRICT</u>	<u>TOTAL VOTERS</u>	<u>YES</u>	<u>NO</u>	<u>BLANK AND VOID</u>
Greece					
	76	157	35	39	83
	77	273	83	62	128
	78	220	56	49	115
	79	192	45	55	92
	80	253	55	81	117
	81	206	78	76	52
	82	158	38	37	83
	83	177	80	63	34
	84	275	67	79	129
	85	238	55	60	123
	86	276	91	64	121
	87	212	45	50	117
	88	187	68	63	56
	89	169	32	46	91
	90	146	40	31	75
	91	310	123	129	58
	92	366	110	80	176
	93	278	65	59	154
	94	194	65	53	76
	95	159	53	46	60
	96	243	45	78	120
	97	311	83	78	150
	98	245	66	77	102
	99	217	57	67	93
	100	223	62	49	112
	101	149	32	47	70
	102	263	70	74	119
	103	222	77	73	72
	104	234	65	45	124
	105	181	45	56	80
	106	168	33	64	71
Greece		22,587	6,003	6,159	10,425
Hamlin					
	1	184	51	60	73
	2	249	60	97	92
	3	208	54	67	87
	4	175	40	63	72

PROPOSAL NUMBER ONE
 AN AMENDMENT
 GENDER-NEUTRAL CONSTITUTIONAL REVISION
 DETAIL

<u>LEGISLATIVE DISTRICT OR TOWN</u>	<u>ELECTION DISTRICT</u>	<u>TOTAL VOTERS</u>	<u>YES</u>	<u>NO</u>	<u>BLANK AND VOID</u>
Hamlin	5	180	65	79	36
	6	135	36	34	65
	7	279	68	98	113
	8	174	39	51	84
	9	154	35	41	78
	10	259	111	119	29
Hamlin		<u>1,997</u>	<u>559</u>	<u>709</u>	<u>729</u>
Henrietta	1	337	82	82	173
	2	215	60	57	98
	3	155	46	33	76
	4	214	89	65	60
	5	280	79	77	124
	6	312	61	73	178
	7	258	72	66	120
	8	274	92	66	116
	9	210	57	38	115
	10	280	64	77	139
	11	211	59	54	98
	12	281	74	77	130
	13	236	70	60	106
	14	193	39	54	100
	15	274	69	61	144
	16	208	48	64	96
	17	315	105	97	113
	18	316	85	61	170
	19	217	55	59	103
	20	362	119	98	145
	21	231	55	74	102
	22	354	110	101	143
	23	231	61	67	103
	24	226	72	34	120
	25	305	89	83	133
	26	347	117	70	160
	27	327	99	86	142
	28	305	79	88	138
	29	241	54	70	117

PROPOSAL NUMBER ONE
AN AMENDMENT
GENDER-NEUTRAL CONSTITUTIONAL REVISION
DETAIL

<u>LEGISLATIVE DISTRICT OR TOWN</u>	<u>ELECTION DISTRICT</u>	<u>TOTAL VOTERS</u>	<u>YES</u>	<u>NO</u>	<u>BLANK AND VOID</u>
Henrietta	30	362	103	94	165
	31	168	35	40	93
	32	283	90	63	130
	33	215	63	60	92
	34	181	37	38	106
Henrietta		<u>8,924</u>	<u>2,489</u>	<u>2,287</u>	<u>4,148</u>
Irondequoit	1	329	82	88	159
	2	235	67	39	129
	3	314	71	70	173
	4	255	90	57	108
	5	247	67	51	129
	6	325	102	81	142
	7	401	135	92	174
	8	308	125	130	53
	9	304	65	61	178
	10	291	114	73	104
	11	192	58	35	99
	12	222	47	48	127
	13	276	79	64	133
	14	261	64	75	122
	15	350	108	92	150
	16	338	110	88	140
	17	217	74	44	99
	18	299	77	79	143
	19	266	81	48	137
	20	272	58	84	130
	21	251	83	50	118
	22	284	83	86	115
	23	270	67	64	139
	24	303	85	85	133
	25	252	46	64	142
	26	209	35	36	138
	27	170	58	42	70
	28	227	53	45	129
	29	199	55	47	97
	30	247	71	58	118

PROPOSAL NUMBER ONE
 AN AMENDMENT
 GENDER-NEUTRAL CONSTITUTIONAL REVISION
 DETAIL

<u>LEGISLATIVE DISTRICT OR TOWN</u>	<u>ELECTION DISTRICT</u>	<u>TOTAL VOTERS</u>	<u>YES</u>	<u>NO</u>	<u>BLANK AND VOID</u>
Irondequoit					
	31	284	88	67	129
	32	299	97	90	112
	33	205	61	53	91
	34	358	87	91	180
	35	195	62	41	92
	36	176	27	33	116
	37	242	44	48	150
	38	217	32	30	155
	39	192	23	15	154
	40	167	42	41	84
	41	284	75	57	152
	42	277	86	63	128
	43	230	62	49	119
	44	565	212	128	225
	45	220	53	49	118
	46	286	62	61	163
	47	130	38	38	54
	48	296	86	82	128
	49	240	60	64	116
	50	209	34	31	144
	51	331	145	100	86
	52	260	60	50	150
	53	250	47	47	156
	54	140	22	30	88
	55	304	86	63	155
	56	273	74	57	142
	57	385	96	70	219
	58	298	74	63	161
	59	243	63	50	130
	60	274	74	67	133
	61	350	69	73	208
	62	285	90	64	131
	63	182	46	47	89
	64	295	98	65	132
	65	172	34	32	106
	66	147	43	34	70
	67	263	57	56	150

PROPOSAL NUMBER ONE
 AN AMENDMENT
 GENDER-NEUTRAL CONSTITUTIONAL REVISION
 DETAIL

<u>LEGISLATIVE DISTRICT OR TOWN</u>	<u>ELECTION DISTRICT</u>	<u>TOTAL VOTERS</u>	<u>YES</u>	<u>NO</u>	<u>BLANK AND VOID</u>
Irondequoit	68	293	73	42	178
	69	141	23	11	107
Irondequoit		<u>18,072</u>	<u>4,915</u>	<u>4,128</u>	<u>9,029</u>
Mendon	1	327	101	87	139
	2	355	109	80	166
	3	371	105	103	163
	4	307	80	68	159
	5	333	97	92	144
	6	296	99	74	123
	7	335	82	92	161
	8	160	47	35	78
	9	303	79	81	143
Mendon		<u>2,787</u>	<u>799</u>	<u>712</u>	<u>1,276</u>
Ogden	1	258	83	81	94
	2	248	85	76	87
	3	273	75	55	143
	4	212	57	81	74
	5	240	60	92	88
	6	231	80	57	94
	7	125	28	44	53
	8	196	76	96	24
	9	263	75	65	123
	10	211	55	73	83
	11	199	45	63	91
	12	193	59	42	92
	13	223	62	54	107
	14	139	37	46	56
	15	264	65	73	126
	16	135	40	48	47
	17	187	40	73	74
	18	225	66	72	87
	19	219	54	88	77
	20	271	49	109	113
Ogden		<u>4,312</u>	<u>1,191</u>	<u>1,388</u>	<u>1,733</u>

PROPOSAL NUMBER ONE
AN AMENDMENT
GENDER-NEUTRAL CONSTITUTIONAL REVISION
DETAIL

<u>LEGISLATIVE DISTRICT OR TOWN</u>	<u>ELECTION DISTRICT</u>	<u>TOTAL VOTERS</u>	<u>YES</u>	<u>NO</u>	<u>BLANK AND VOID</u>
Parma	1	256	59	66	131
	2	284	69	79	136
	3	173	34	60	79
	4	259	55	67	137
	5	185	44	55	86
	6	127	22	46	59
	7	226	59	54	113
	8	232	69	50	113
	9	240	58	63	119
	10	258	68	74	116
	11	232	54	69	109
	12	237	56	53	128
	13	246	63	64	119
	14	206	50	51	105
	15	215	101	73	41
Parma		<u>3,376</u>	<u>861</u>	<u>924</u>	<u>1,591</u>
Penfield	1	148	68	46	34
	2	269	81	63	125
	3	269	81	113	75
	4	276	88	100	88
	5	287	125	90	72
	6	231	62	63	106
	7	211	70	57	84
	8	311	73	71	167
	9	373	153	72	148
	10	261	80	62	119
	11	193	51	59	83
	12	342	118	79	145
	13	308	71	83	154
	14	232	59	72	101
	15	302	82	68	152
	16	236	81	53	102
	17	302	132	107	63
	18	210	62	62	86
	19	382	121	98	163
	20	297	96	95	106

PROPOSAL NUMBER ONE
 AN AMENDMENT
 GENDER-NEUTRAL CONSTITUTIONAL REVISION
 DETAIL

<u>LEGISLATIVE DISTRICT OR TOWN</u>	<u>ELECTION DISTRICT</u>	<u>TOTAL VOTERS</u>	<u>YES</u>	<u>NO</u>	<u>BLANK AND VOID</u>
Penfield	21	291	96	69	126
	22	323	117	63	143
	23	383	121	115	147
	24	351	99	96	156
	25	266	61	59	146
	26	175	47	44	84
	27	352	112	81	159
	28	189	55	50	84
	29	302	109	44	149
	30	397	107	107	183
	31	173	58	38	77
	32	219	88	41	90
	33	199	59	49	91
	34	382	89	77	216
	35	255	85	63	107
	36	203	55	45	103
	37	271	88	64	119
	38	171	49	37	85
	39	139	47	52	40
Penfield		10,481	3,296	2,707	4,478
Perinton	1	293	93	95	105
	2	283	119	83	81
	3	265	128	82	55
	4	244	66	60	118
	5	194	45	62	87
	6	247	91	57	99
	7	308	107	80	121
	8	252	97	60	95
	9	343	111	100	132
	10	297	122	92	83
	11	211	119	64	28
	12	268	95	53	120
	13	196	53	75	68
	14	277	102	77	98
	15	218	62	56	100
	16	210	77	69	64

PROPOSAL NUMBER ONE
 AN AMENDMENT
 GENDER-NEUTRAL CONSTITUTIONAL REVISION
 DETAIL

<u>LEGISLATIVE DISTRICT OR TOWN</u>	<u>ELECTION DISTRICT</u>	<u>TOTAL VOTERS</u>	<u>YES</u>	<u>NO</u>	<u>BLANK AND VOID</u>
Perinton					
	17	230	107	75	48
	18	240	89	57	94
	19	262	67	94	101
	20	283	104	70	109
	21	284	75	65	144
	22	175	52	51	72
	23	266	81	81	104
	24	458	151	115	192
	25	234	75	64	95
	26	291	91	96	104
	27	252	90	57	105
	28	211	67	57	87
	29	171	60	52	59
	30	226	59	79	88
	31	316	108	87	121
	32	228	67	54	107
	33	271	101	74	96
	34	279	95	61	123
	35	209	77	61	71
	36	139	55	32	52
	37	238	68	77	93
	38	227	79	53	95
	39	241	69	78	94
	40	195	63	60	72
	41	168	62	45	61
	42	209	78	41	90
	43	355	117	88	150
	44	206	71	63	72
	45	356	105	107	144
	46	143	42	37	64
	47	218	53	76	89
	48	164	53	42	69
	49	186	81	66	39
	50	101	24	15	62
	51	207	57	58	92
	52	208	71	51	86
	53	211	76	66	69

PROPOSAL NUMBER ONE
 AN AMENDMENT
 GENDER-NEUTRAL CONSTITUTIONAL REVISION
 DETAIL

<u>LEGISLATIVE DISTRICT OR TOWN</u>	<u>ELECTION DISTRICT</u>	<u>TOTAL VOTERS</u>	<u>YES</u>	<u>NO</u>	<u>BLANK AND VOID</u>
Perinton					
	54	232	80	60	92
	55	238	128	72	38
	56	213	56	47	110
		<u>13,447</u>	<u>4,591</u>	<u>3,749</u>	<u>5,107</u>
Perinton					
Pittsford					
	1	221	97	52	72
	2	240	88	65	87
	3	338	176	93	69
	4	255	114	64	77
	5	200	91	62	47
	6	308	117	70	121
	7	147	87	51	9
	8	273	90	83	100
	9	308	103	61	144
	10	287	78	77	132
	11	257	121	93	43
	12	182	100	73	9
	13	214	86	69	59
	14	225	71	56	98
	15	157	60	41	56
	16	185	84	81	20
	17	307	96	66	145
	18	242	92	58	92
	19	180	68	69	43
	20	256	108	67	81
	21	261	141	98	22
	22	331	122	77	132
	23	249	85	80	84
	24	246	77	77	92
	25	209	83	54	72
	26	303	103	91	109
	27	224	89	62	73
	28	176	66	56	54
	29	215	83	80	52
	30	178	70	48	60
	31	241	137	77	27
	32	243	79	66	98

PROPOSAL NUMBER ONE
AN AMENDMENT
GENDER-NEUTRAL CONSTITUTIONAL REVISION
DETAIL

<u>LEGISLATIVE DISTRICT OR TOWN</u>	<u>ELECTION DISTRICT</u>	<u>TOTAL VOTERS</u>	<u>YES</u>	<u>NO</u>	<u>BLANK AND VOID</u>
Pittsford	33	242	78	66	98
Pittsford		<u>7,900</u>	<u>3,140</u>	<u>2,283</u>	<u>2,477</u>
Riga	1	311	83	87	141
	2	255	48	75	132
	3	210	65	47	98
	4	252	65	79	108
	5	225	38	67	120
	6	232	56	71	105
Riga		<u>1,485</u>	<u>355</u>	<u>426</u>	<u>704</u>
Rush	1	357	156	147	54
	2	299	113	124	62
	3	410	191	137	82
	4	382	161	143	78
Rush		<u>1,448</u>	<u>621</u>	<u>551</u>	<u>276</u>
Sweden	1	252	59	51	142
	2	149	42	29	78
	3	341	74	70	197
	4	306	86	81	139
	5	95	34	23	38
	6	257	66	63	128
	7	338	126	90	122
	8	189	47	55	87
	9	185	39	50	96
	10	327	77	95	155
	11	90	26	19	45
	12	211	47	63	101
Sweden		<u>2,740</u>	<u>723</u>	<u>689</u>	<u>1,328</u>
Webster	1	323	133	121	69
	2	300	70	58	172
	3	279	78	75	126
	4	197	47	48	102
	5	335	97	81	157

PROPOSAL NUMBER ONE
AN AMENDMENT
GENDER-NEUTRAL CONSTITUTIONAL REVISION
DETAIL

<u>LEGISLATIVE DISTRICT OR TOWN</u>	<u>ELECTION DISTRICT</u>	<u>TOTAL VOTERS</u>	<u>YES</u>	<u>NO</u>	<u>BLANK AND VOID</u>
Webster	6	272	70	82	120
	7	369	78	103	188
	8	296	76	84	136
	9	366	107	132	127
	10	250	64	93	93
	11	313	105	110	98
	12	438	131	123	184
	13	308	144	95	69
	14	305	84	84	137
	15	207	54	61	92
	16	347	86	77	184
	17	457	121	153	183
	18	268	61	80	127
	19	354	100	84	170
	20	302	60	112	130
	21	385	85	124	176
	22	279	71	77	131
	23	294	93	88	113
	24	353	87	107	159
	25	221	76	52	93
	26	248	55	63	130
	27	233	49	64	120
	28	222	43	63	116
	29	248	75	63	110
	30	186	40	41	105
	31	228	55	67	106
	32	264	62	69	133
	33	343	92	109	142
	34	157	33	55	69
	35	220	59	61	100
	36	285	86	78	121
	37	307	77	72	158
	38	369	123	63	183
	39	273	92	106	75
	40	322	92	63	167
	41	231	67	54	110
Webster		<u>11,954</u>	<u>3,278</u>	<u>3,395</u>	<u>5,281</u>

PROPOSAL NUMBER ONE
 AN AMENDMENT
 GENDER-NEUTRAL CONSTITUTIONAL REVISION
 DETAIL

<u>LEGISLATIVE DISTRICT OR TOWN</u>	<u>ELECTION DISTRICT</u>	<u>TOTAL VOTERS</u>	<u>YES</u>	<u>NO</u>	<u>BLANK AND VOID</u>
Wheatland	1	376	99	95	182
	2	336	69	106	161
	3	429	108	126	195
	4	275	72	80	123
	5	368	98	119	151
Wheatland		<u>1,784</u>	<u>446</u>	<u>526</u>	<u>812</u>
TOWNS		<u>143,456</u>	<u>42,182</u>	<u>37,471</u>	<u>63,803</u>
GRAND TOTAL:		<u><u>180,140</u></u>	<u><u>51,119</u></u>	<u><u>42,937</u></u>	<u><u>86,084</u></u>

PROPOSAL NUMBER TWO
TOWN OF RUSH
RENOVATION OF TOWN HALL

<u>LEGISLATIVE DISTRICT OR TOWN</u>	<u>ELECTION DISTRICT</u>	<u>TOTAL VOTERS</u>	<u>YES</u>	<u>NO</u>	<u>BLANK AND VOID</u>
Rush					
	1	357	155	160	42
	2	299	115	142	42
	3	410	175	169	66
	4	382	163	148	71
GRAND TOTAL:		<u><u>1,448</u></u>	<u><u>608</u></u>	<u><u>619</u></u>	<u><u>221</u></u>

VOTER TURNOUT
2001 GENERAL ELECTION
SUMMARY

LEGISLATIVE DISTRICT OR TOWN	<u>VOTERS ELIGIBLE</u>	<u>VOTED</u>	<u>PERCENT TURNOUT</u>
Leg. Dist. 06	3,094	1,391	45.0
Leg. Dist. 07	1,569	744	47.4
Leg. Dist. 21	12,108	4,794	39.6
Leg. Dist. 22	9,501	2,510	26.4
Leg. Dist. 23	12,509	5,160	41.3
Leg. Dist. 24	6,944	3,295	47.5
Leg. Dist. 25	10,003	3,568	35.7
Leg. Dist. 26	6,750	2,849	42.2
Leg. Dist. 27	12,627	5,039	39.9
Leg. Dist. 28	9,216	3,494	37.9
Leg. Dist. 29	10,673	3,840	36.0
CITY	<u>94,994</u>	<u>36,684</u>	<u>38.6</u>
Brighton	21,903	11,306	51.6
Chili	17,165	8,112	47.3
Clarkson	3,423	1,591	46.5
East Rochester	3,828	1,714	44.8
Gates	17,512	7,439	42.5
Greece	58,324	22,587	38.7
Hamlin	5,008	1,997	39.9
Henrietta	19,024	8,924	46.9
Irondequoit	34,125	18,072	53.0
Mendon	5,698	2,787	48.9
Ogden	11,162	4,312	38.6
Parma	8,894	3,376	38.0
Penfield	22,240	10,481	47.1
Perinton	30,956	13,447	43.4
Pittsford	17,860	7,900	44.2
Riga	3,515	1,485	42.2
Rush	2,363	1,448	61.3
Sweden	6,322	2,740	43.3
Webster	24,347	11,954	49.1
Wheatland	3,207	1,784	55.6
TOWNS	<u>316,876</u>	<u>143,456</u>	<u>45.3</u>
GRAND TOTAL:	<u><u>411,870</u></u>	<u><u>180,140</u></u>	<u><u>43.7</u></u>

VOTER TURNOUT
2001 GENERAL ELECTION
DETAIL

<u>LEGISLATIVE DISTRICT OR TOWN</u>	<u>ELECTION DISTRICT</u>	<u>VOTERS ELIGIBLE</u>	<u>VOTED</u>	<u>PERCENT TURNOUT</u>
Leg. Dist. 06	1	739	365	49.4
	2	382	150	39.3
	3	467	217	46.5
	4	501	212	42.3
	5	486	233	47.9
	6	519	214	41.2
Leg. Dist. 06		<u>3,094</u>	<u>1,391</u>	<u>45.0</u>
Leg. Dist. 07	1	677	322	47.6
	2	479	248	51.8
	3	413	174	42.1
Leg. Dist. 07		<u>1,569</u>	<u>744</u>	<u>47.4</u>
Leg. Dist. 21	1	554	247	44.6
	2	444	191	43.0
	3	307	126	41.0
	4	470	198	42.1
	5	365	143	39.2
	6	472	157	33.3
	7	619	307	49.6
	8	471	208	44.2
	9	396	160	40.4
	10	552	296	53.6
	11	554	176	31.8
	12	595	292	49.1
	13	192	64	33.3
	14	512	246	48.0
	15	310	135	43.5
	16	426	120	28.2
	17	640	233	36.4
	18	523	158	30.2
	19	446	134	30.0
	20	395	190	48.1
	21	312	121	38.8
	22/28	706	181	25.6
	23	189	53	28.0
	24	564	308	54.6
	25	330	109	33.0
	26	441	141	32.0
	27	323	100	31.0
Leg. Dist. 21		<u>12,108</u>	<u>4,794</u>	<u>39.6</u>
Leg. Dist. 22	1/25	713	221	31.0
	2	216	52	24.1
	3	460	143	31.1
	4	290	84	29.0
	5	523	139	26.6

VOTER TURNOUT
2001 GENERAL ELECTION
DETAIL

<u>LEGISLATIVE DISTRICT OR TOWN</u>	<u>ELECTION DISTRICT</u>	<u>VOTERS ELIGIBLE</u>	<u>VOTED</u>	<u>PERCENT TURNOUT</u>
Leg. Dist. 22	6	308	109	35.4
	7	263	78	29.7
	8	402	126	31.3
	9	467	92	19.7
	10	423	112	26.5
	11	461	137	29.7
	12	331	78	23.6
	13	240	54	22.5
	14	459	144	31.4
	15	560	118	21.1
	16	288	59	20.5
	17	307	54	17.6
	18	213	72	33.8
	19	393	82	20.9
	20	362	104	28.7
	21	331	130	39.3
	22	604	140	23.2
	23	409	87	21.3
	24	392	70	17.9
	26	86	25	29.1
Leg. Dist. 22		9,501	2,510	26.4
Leg. Dist. 23	1	392	145	37.0
	2	568	182	32.0
	3	431	130	30.2
	4	468	214	45.7
	5	630	193	30.6
	6	350	130	37.1
	7	654	186	28.4
	8	473	169	35.7
	9	296	112	37.8
	10	415	152	36.6
	11	526	214	40.7
	12	504	274	54.4
	13	555	268	48.3
	14	453	140	30.9
	15	339	93	27.4
	16	503	147	29.2
	17	496	247	49.8
	18	396	156	39.4
	19	481	227	47.2
	20	511	252	49.3
	21	417	209	50.1
	22	355	182	51.3
	23	252	91	36.1
	24	615	253	41.1
	25	523	308	58.9

VOTER TURNOUT
2001 GENERAL ELECTION
DETAIL

<u>LEGISLATIVE DISTRICT OR TOWN</u>	<u>ELECTION DISTRICT</u>	<u>VOTERS ELIGIBLE</u>	<u>VOTED</u>	<u>PERCENT TURNOUT</u>
Leg. Dist. 23	26	558	315	56.5
	27	348	171	49.1
Leg. Dist. 23		<u>12,509</u>	<u>5,160</u>	<u>41.3</u>
Leg. Dist. 24	1	477	274	57.4
	2	352	217	61.6
	3	425	224	52.7
	4	492	220	44.7
	5	436	180	41.3
	6	351	138	39.3
	7	308	170	55.2
	8	413	190	46.0
	9	330	148	44.8
	10	121	37	30.6
	11	382	205	53.7
	12	219	130	59.4
	13	425	180	42.4
	14	515	202	39.2
	15	398	203	51.0
	16	446	194	43.5
	17	143	54	37.8
	18	168	95	56.5
	19	543	234	43.1
Leg. Dist. 24		<u>6,944</u>	<u>3,295</u>	<u>47.5</u>
Leg. Dist. 25	1	848	307	36.2
	2	536	163	30.4
	3	611	274	44.8
	4	185	64	34.6
	5	390	142	36.4
	6	473	189	40.0
	7	637	191	30.0
	8	622	241	38.7
	9	405	138	34.1
	10	503	210	41.7
	11	545	156	28.6
	12	596	210	35.2
	13	663	171	25.8
	14	526	236	44.9
	15	479	154	32.2
	16	361	83	23.0
	17	367	121	33.0
	18	66	10	15.2
	19	440	217	49.3
	20	502	195	38.8
	21	248	96	38.7
Leg. Dist. 25		<u>10,003</u>	<u>3,568</u>	<u>35.7</u>

VOTER TURNOUT
2001 GENERAL ELECTION
DETAIL

<u>LEGISLATIVE DISTRICT OR TOWN</u>	<u>ELECTION DISTRICT</u>	<u>VOTERS ELIGIBLE</u>	<u>VOTED</u>	<u>PERCENT TURNOUT</u>
Leg. Dist. 26	1	419	161	38.4
	2	414	117	28.3
	3	669	237	35.4
	4	366	194	53.0
	5	426	187	43.9
	6/7	475	204	42.9
	8	502	204	40.6
	9	504	226	44.8
	10	388	163	42.0
	11	502	243	48.4
	12	666	344	51.7
	14	417	172	41.2
	15	497	208	41.9
	16	498	186	37.3
	17	7	3	42.9
Leg. Dist. 26		<u>6,750</u>	<u>2,849</u>	<u>42.2</u>
Leg. Dist. 27	1	563	233	41.4
	2	542	227	41.9
	3/24/25	478	202	42.3
	4	578	277	47.9
	5	640	294	45.9
	6	569	212	37.3
	7	548	232	42.3
	8	568	195	34.3
	9	569	250	43.9
	10	468	212	45.3
	11	604	236	39.1
	12	485	218	44.9
	13	564	197	34.9
	14	385	167	43.4
	15	473	204	43.1
	16	565	254	45.0
	17	308	104	33.8
	18	417	130	31.2
	19	554	218	39.4
	20	425	157	36.9
	21	262	120	45.8
	22	414	138	33.3
	23	368	139	37.8
	27	276	121	43.8
	28	584	182	31.2
	29	420	120	28.6
Leg. Dist. 27		<u>12,627</u>	<u>5,039</u>	<u>39.9</u>
Leg. Dist. 28	1/19	344	150	43.6
	2	584	202	34.6

VOTER TURNOUT
2001 GENERAL ELECTION
DETAIL

<u>LEGISLATIVE DISTRICT OR TOWN</u>	<u>ELECTION DISTRICT</u>	<u>VOTERS ELIGIBLE</u>	<u>VOTED</u>	<u>PERCENT TURNOUT</u>
Leg. Dist. 28	3	492	145	29.5
	4	587	237	40.4
	5	281	168	59.8
	6	397	170	42.8
	7	470	217	46.2
	8	544	187	34.4
	9	442	171	38.7
	10	336	110	32.7
	11	435	138	31.7
	12	251	90	35.9
	13	514	193	37.5
	14	545	166	30.5
	15	303	100	33.0
	16	375	168	44.8
	17	463	157	33.9
	18	431	158	36.7
	21	503	224	44.5
	22	333	101	30.3
	23	<u>586</u>	<u>242</u>	<u>41.3</u>
Leg. Dist. 28		9,216	3,494	37.9
Leg. Dist. 29	1	184	54	29.3
	2	178	38	21.3
	3	426	122	28.6
	4	527	196	37.2
	5	700	264	37.7
	6/7	508	196	38.6
	8	622	243	39.1
	9	382	176	46.1
	10	556	155	27.9
	11	355	149	42.0
	12	673	223	33.1
	13	545	139	25.5
	14/15/17	419	164	39.1
	16	260	64	24.6
	18	356	179	50.3
	19	474	127	26.8
	20	742	205	27.6
	21	529	197	37.2
	22	186	128	68.8
	23	350	204	58.3
	24	600	216	36.0
	25	389	213	54.8
	26	<u>712</u>	<u>188</u>	<u>26.4</u>
Leg. Dist. 29		<u>10,673</u>	<u>3,840</u>	<u>36.0</u>
CITY		<u>94,994</u>	<u>36,684</u>	<u>38.6</u>
Brighton				

VOTER TURNOUT
2001 GENERAL ELECTION
DETAIL

<u>LEGISLATIVE DISTRICT OR TOWN</u>	<u>ELECTION DISTRICT</u>	<u>VOTERS ELIGIBLE</u>	<u>VOTED</u>	<u>PERCENT TURNOUT</u>
Brighton	1	539	298	55.3
	2	427	189	44.3
	3	475	262	55.2
	4	479	261	54.5
	5	484	235	48.6
	6	672	369	54.9
	7	462	215	46.5
	8	525	291	55.4
	9	401	250	62.3
	10	545	293	53.8
	11	571	276	48.3
	12	634	369	58.2
	13	370	236	63.8
	14	336	126	37.5
	15	424	229	54.0
	16	342	203	59.4
	17	324	164	50.6
	18	447	229	51.2
	19	532	288	54.1
	20	460	175	38.0
	21	585	312	53.3
	22	520	281	54.0
	23	434	268	61.8
	24	402	209	52.0
	25	383	215	56.1
	26	449	211	47.0
	27	409	243	59.4
	28	534	308	57.7
	29	328	191	58.2
	30	863	458	53.1
	31	426	240	56.3
	32	536	325	60.6
	33	433	250	57.7
	34	458	256	55.9
	35	484	245	50.6
	36	596	160	26.8
	37	592	263	44.4
	38	475	244	51.4
	39	399	231	57.9
	40	787	430	54.6
	41	680	287	42.2
	42	152	94	61.8
	43	600	280	46.7
	44	295	98	33.2
	45	390	137	35.1
	46	244	112	45.9
Brighton		<u>21,903</u>	<u>11,306</u>	<u>51.6</u>

VOTER TURNOUT
2001 GENERAL ELECTION
DETAIL

<u>LEGISLATIVE DISTRICT OR TOWN</u>	<u>ELECTION DISTRICT</u>	<u>VOTERS ELIGIBLE</u>	<u>VOTED</u>	<u>PERCENT TURNOUT</u>
Chili	1	473	257	54.3
	2	590	327	55.4
	3	681	284	41.7
	4	465	181	38.9
	5	505	263	52.1
	6	554	296	53.4
	7	330	153	46.4
	8	468	247	52.8
	9	457	249	54.5
	10	519	241	46.4
	11	813	321	39.5
	12	801	352	43.9
	13	713	346	48.5
	14	564	298	52.8
	15	531	280	52.7
	16	636	326	51.3
	17	936	551	58.9
	18	656	312	47.6
	19	476	243	51.1
	20	798	304	38.1
	21	410	220	53.7
	22	729	293	40.2
	23	480	188	39.2
	24	626	289	46.2
	25	478	193	40.4
	26	714	296	41.5
	27	534	263	49.3
	28	456	184	40.4
	29	368	200	54.3
	30	404	155	38.4
Chili		<u>17,165</u>	<u>8,112</u>	<u>47.3</u>
Clarkson	1	952	415	43.6
	2	543	258	47.5
	3	562	286	50.9
	4	702	314	44.7
	5	664	318	47.9
Clarkson		<u>3,423</u>	<u>1,591</u>	<u>46.5</u>
East Rochester	1	705	252	35.7
	2	537	259	48.2
	3	509	298	58.5
	4	526	235	44.7
	5	485	200	41.2
	6	486	219	45.1
	7	580	251	43.3
East Rochester		<u>3,828</u>	<u>1,714</u>	<u>44.8</u>

VOTER TURNOUT
2001 GENERAL ELECTION
DETAIL

<u>LEGISLATIVE DISTRICT OR TOWN</u>	<u>ELECTION DISTRICT</u>	<u>VOTERS ELIGIBLE</u>	<u>VOTED</u>	<u>PERCENT TURNOUT</u>
Gates	1	369	177	48.0
	2	515	236	45.8
	3	452	150	33.2
	4	524	254	48.5
	5	564	354	62.8
	6	577	261	45.2
	7	701	272	38.8
	8	407	184	45.2
	9	601	295	49.1
	10	282	141	50.0
	11	374	174	46.5
	12	361	159	44.0
	13	661	241	36.5
	14	444	216	48.6
	15	664	280	42.2
	16	488	190	38.9
	17	528	196	37.1
	18	611	208	34.0
	19	497	225	45.3
	20	489	217	44.4
	21	501	218	43.5
	22	428	194	45.3
	23	505	228	45.1
	24	642	188	29.3
	25	514	252	49.0
	26	634	246	38.8
	27	680	237	34.9
	28	494	198	40.1
	29	544	222	40.8
	30	333	138	41.4
	31	418	174	41.6
	32	535	263	49.2
	33	308	133	43.2
	34	459	170	37.0
	35	408	148	36.3
Gates		<u>17,512</u>	<u>7,439</u>	<u>42.5</u>
Greece	1	488	225	46.1
	2	514	190	37.0
	3	530	221	41.7
	4	442	163	36.9
	5	433	165	38.1
	6	517	200	38.7
	7	602	234	38.9
	8	554	211	38.1
	9	536	203	37.9
	10	521	175	33.6

VOTER TURNOUT
 2001 GENERAL ELECTION
 DETAIL

<u>LEGISLATIVE DISTRICT OR TOWN</u>	<u>ELECTION DISTRICT</u>	<u>VOTERS ELIGIBLE</u>	<u>VOTED</u>	<u>PERCENT TURNOUT</u>
Greece	11	321	102	31.8
	12	414	165	39.9
	13	469	235	50.1
	14	445	175	39.3
	15	452	164	36.3
	16	330	134	40.6
	17	580	221	38.1
	18	586	243	41.5
	19	496	172	34.7
	20	539	187	34.7
	21	527	252	47.8
	22	427	196	45.9
	23	631	273	43.3
	24	797	322	40.4
	25	576	202	35.1
	26	458	191	41.7
	27	822	265	32.2
	28	635	219	34.5
	29	537	217	40.4
	30	400	201	50.3
	31	461	227	49.2
	32	632	234	37.0
	33	778	251	32.3
	34	551	230	41.7
	35	473	201	42.5
	36	637	270	42.4
	37	400	169	42.3
	38	634	247	39.0
	39	324	113	34.9
	40	472	214	45.3
	41	467	226	48.4
	42	548	195	35.6
	43	703	272	38.7
	44	614	250	40.7
	45	490	186	38.0
	46	373	139	37.3
	47	495	243	49.1
	48	452	181	40.0
	49	394	197	50.0
	50	556	223	40.1
	51	367	164	44.7
	52	728	266	36.5
	53	561	153	27.3
	54	542	188	34.7
	55	455	205	45.1
	56	664	278	41.9
	57	612	212	34.6
	58	681	227	33.3

VOTER TURNOUT
2001 GENERAL ELECTION
DETAIL

<u>LEGISLATIVE DISTRICT OR TOWN</u>	<u>ELECTION DISTRICT</u>	<u>VOTERS ELIGIBLE</u>	<u>VOTED</u>	<u>PERCENT TURNOUT</u>
Greece	59	563	146	25.9
	60	548	209	38.1
	61	579	226	39.0
	62	731	282	38.6
	63	613	269	43.9
	64	514	201	39.1
	65	576	278	48.3
	66	365	145	39.7
	67	494	205	41.5
	68	628	302	48.1
	69	375	183	48.8
	70	512	192	37.5
	71	626	272	43.5
	72	644	215	33.4
	73	413	141	34.1
	74	516	151	29.3
	75	514	184	35.8
	76	383	157	41.0
	77	579	273	47.2
	78	421	220	52.3
	79	507	192	37.9
	80	666	253	38.0
	81	416	206	49.5
	82	586	158	27.0
	83	524	177	33.8
	84	671	275	41.0
	85	704	238	33.8
	86	724	276	38.1
	87	521	212	40.7
	88	576	187	32.5
	89	491	169	34.4
	90	413	146	35.4
	91	873	310	35.5
	92	968	366	37.8
	93	714	278	38.9
	94	549	194	35.3
	95	503	159	31.6
	96	560	243	43.4
	97	659	311	47.2
	98	735	245	33.3
	99	573	217	37.9
	100	650	223	34.3
	101	426	149	35.0
	102	919	263	28.6
	103	605	222	36.7
	104	587	234	39.9
	105	469	181	38.6
	106	498	168	33.7

VOTER TURNOUT
2001 GENERAL ELECTION
DETAIL

<u>LEGISLATIVE DISTRICT OR TOWN</u>	<u>ELECTION DISTRICT</u>	<u>VOTERS ELIGIBLE</u>	<u>VOTED</u>	<u>PERCENT TURNOUT</u>
Greece		58,324	22,587	38.7
Hamlin				
	1	561	184	32.8
	2	575	249	43.3
	3	467	208	44.5
	4	396	175	44.2
	5	525	180	34.3
	6	356	135	37.9
	7	661	279	42.2
	8	475	174	36.6
	9	403	154	38.2
	10	589	259	44.0
Hamlin		5,008	1,997	39.9
Henrietta				
	1	665	337	50.7
	2	522	215	41.2
	3	435	155	35.6
	4	481	214	44.5
	5	572	280	49.0
	6	575	312	54.3
	7	457	258	56.5
	8	562	274	48.8
	9	508	210	41.3
	10	573	280	48.9
	11	563	211	37.5
	12	512	281	54.9
	13	620	236	38.1
	14	444	193	43.5
	15	636	274	43.1
	16	433	208	48.0
	17	598	315	52.7
	18	636	316	49.7
	19	550	217	39.5
	20	774	362	46.8
	21	415	231	55.7
	22	646	354	54.8
	23	569	231	40.6
	24	574	226	39.4
	25	498	305	61.2
	26	750	347	46.3
	27	664	327	49.2
	28	580	305	52.6
	29	560	241	43.0
	30	825	362	43.9
	31	414	168	40.6
	32	575	283	49.2
	33	417	215	51.6
	34	421	181	43.0

VOTER TURNOUT
2001 GENERAL ELECTION
DETAIL

<u>LEGISLATIVE DISTRICT OR TOWN</u>	<u>ELECTION DISTRICT</u>	<u>VOTERS ELIGIBLE</u>	<u>VOTED</u>	<u>PERCENT TURNOUT</u>
Henrietta		19,024	8,924	46.9
Irondequoit	1	630	329	52.2
	2	434	235	54.1
	3	640	314	49.1
	4	465	255	54.8
	5	527	247	46.9
	6	581	325	55.9
	7	634	401	63.2
	8	550	308	56.0
	9	573	304	53.1
	10	453	291	64.2
	11	319	192	60.2
	12	436	222	50.9
	13	483	276	57.1
	14	503	261	51.9
	15	571	350	61.3
	16	569	338	59.4
	17	457	217	47.5
	18	559	299	53.5
	19	623	266	42.7
	20	405	272	67.2
	21	492	251	51.0
	22	527	284	53.9
	23	470	270	57.4
	24	536	303	56.5
	25	539	252	46.8
	26	460	209	45.4
	27	316	170	53.8
	28	443	227	51.2
	29	434	199	45.9
	30	452	247	54.6
	31	500	284	56.8
	32	549	299	54.5
	33	423	205	48.5
	34	740	358	48.4
	35	372	195	52.4
	36	433	176	40.6
	37	468	242	51.7
	38	412	217	52.7
	39	401	192	47.9
	40	313	167	53.4
	41	525	284	54.1
	42	485	277	57.1
	43	445	230	51.7
	44	919	565	61.5
	45	432	220	50.9
	46	552	286	51.8

VOTER TURNOUT
2001 GENERAL ELECTION
DETAIL

<u>LEGISLATIVE DISTRICT OR TOWN</u>	<u>ELECTION DISTRICT</u>	<u>VOTERS ELIGIBLE</u>	<u>VOTED</u>	<u>PERCENT TURNOUT</u>
Irondequoit	47	200	130	65.0
	48	470	296	63.0
	49	438	240	54.8
	50	495	209	42.2
	51	562	331	58.9
	52	565	260	46.0
	53	491	250	50.9
	54	288	140	48.6
	55	561	304	54.2
	56	456	273	59.9
	57	704	385	54.7
	58	584	298	51.0
	59	473	243	51.4
	60	535	274	51.2
	61	632	350	55.4
	62	545	285	52.3
	63	391	182	46.5
	64	518	295	56.9
	65	379	172	45.4
66	384	147	38.3	
67	544	263	48.3	
68	566	293	51.8	
69	294	141	48.0	
		34,125	18,072	53.0
Irondequoit				
Mendon	1	734	327	44.6
	2	688	355	51.6
	3	726	371	51.1
	4	609	307	50.4
	5	672	333	49.6
	6	594	296	49.8
	7	700	335	47.9
	8	387	160	41.3
	9	588	303	51.5
		5,698	2,787	48.9
Mendon				
Ogden	1	564	258	45.7
	2	531	248	46.7
	3	660	273	41.4
	4	563	212	37.7
	5	572	240	42.0
	6	664	231	34.8
	7	303	125	41.3
	8	559	196	35.1
	9	559	263	47.0
	10	541	211	39.0
	11	502	199	39.6

VOTER TURNOUT
2001 GENERAL ELECTION
DETAIL

<u>LEGISLATIVE DISTRICT OR TOWN</u>	<u>ELECTION DISTRICT</u>	<u>VOTERS ELIGIBLE</u>	<u>VOTED</u>	<u>PERCENT TURNOUT</u>
Ogden	12	621	193	31.1
	13	590	223	37.8
	14	539	139	25.8
	15	695	264	38.0
	16	364	135	37.1
	17	476	187	39.3
	18	691	225	32.6
	19	552	219	39.7
	20	616	271	44.0
		<u>11,162</u>	<u>4,312</u>	<u>38.6</u>
Ogden Parma	1	655	256	39.1
	2	749	284	37.9
	3	527	173	32.8
	4	643	259	40.3
	5	466	185	39.7
	6	307	127	41.4
	7	600	226	37.7
	8	538	232	43.1
	9	609	240	39.4
	10	605	258	42.6
	11	631	232	36.8
	12	719	237	33.0
	13	659	246	37.3
	14	612	206	33.7
	15	574	215	37.5
		<u>8,894</u>	<u>3,376</u>	<u>38.0</u>
Parma Penfield	1	318	148	46.5
	2	572	269	47.0
	3	518	269	51.9
	4	697	276	39.6
	5	570	287	50.4
	6	528	231	43.8
	7	363	211	58.1
	8	661	311	47.0
	9	658	373	56.7
	10	474	261	55.1
	11	374	193	51.6
	12	627	342	54.5
	13	674	308	45.7
	14	504	232	46.0
	15	639	302	47.3
	16	415	236	56.9
	17	585	302	51.6
	18	420	210	50.0
	19	732	382	52.2

VOTER TURNOUT
2001 GENERAL ELECTION
DETAIL

<u>LEGISLATIVE DISTRICT OR TOWN</u>	<u>ELECTION DISTRICT</u>	<u>VOTERS ELIGIBLE</u>	<u>VOTED</u>	<u>PERCENT TURNOUT</u>
Penfield	20	649	297	45.8
	21	670	291	43.4
	22	645	323	50.1
	23	777	383	49.3
	24	722	351	48.6
	25	518	266	51.4
	26	379	175	46.2
	27	668	352	52.7
	28	486	189	38.9
	29	769	302	39.3
	30	803	397	49.4
	31	401	173	43.1
	32	427	219	51.3
	33	417	199	47.7
	34	833	382	45.9
	35	647	255	39.4
	36	561	203	36.2
	37	725	271	37.4
	38	409	171	41.8
39	405	139	34.3	
Penfield		<u>22,240</u>	<u>10,481</u>	<u>47.1</u>
Perinton	1	728	293	40.2
	2	730	283	38.8
	3	513	265	51.7
	4	492	244	49.6
	5	511	194	38.0
	6	464	247	53.2
	7	607	308	50.7
	8	582	252	43.3
	9	693	343	49.5
	10	679	297	43.7
	11	519	211	40.7
	12	614	268	43.6
	13	485	196	40.4
	14	563	277	49.2
	15	597	218	36.5
	16	447	210	47.0
	17	508	230	45.3
	18	536	240	44.8
	19	543	262	48.3
	20	564	283	50.2
	21	640	284	44.4
	22	419	175	41.8
	23	596	266	44.6
	24	870	458	52.6
	25	436	234	53.7

VOTER TURNOUT
2001 GENERAL ELECTION
DETAIL

<u>LEGISLATIVE DISTRICT OR TOWN</u>	<u>ELECTION DISTRICT</u>	<u>VOTERS ELIGIBLE</u>	<u>VOTED</u>	<u>PERCENT TURNOUT</u>
Perinton	26	602	291	48.3
	27	460	252	54.8
	28	464	211	45.5
	29	362	171	47.2
	30	600	226	37.7
	31	726	316	43.5
	32	561	228	40.6
	33	571	271	47.5
	34	622	279	44.9
	35	525	209	39.8
	36	421	139	33.0
	37	606	238	39.3
	38	533	227	42.6
	39	616	241	39.1
	40	424	195	46.0
	41	378	168	44.4
	42	590	209	35.4
	43	736	355	48.2
	44	464	206	44.4
	45	910	356	39.1
	46	339	143	42.2
	47	587	218	37.1
	48	441	164	37.2
	49	479	186	38.8
	50	330	101	30.6
	51	523	207	39.6
	52	579	208	35.9
	53	484	211	43.6
	54	663	232	35.0
	55	513	238	46.4
	56	511	213	41.7
Perinton		<u>30,956</u>	<u>13,447</u>	<u>43.4</u>
Pittsford	1	489	221	45.2
	2	485	240	49.5
	3	708	338	47.7
	4	643	255	39.7
	5	421	200	47.5
	6	630	308	48.9
	7	295	147	49.8
	8	528	273	51.7
	9	604	308	51.0
	10	851	287	33.7
	11	490	257	52.4
	12	525	182	34.7
	13	400	214	53.5
	14	418	225	53.8

VOTER TURNOUT
2001 GENERAL ELECTION
DETAIL

<u>LEGISLATIVE DISTRICT OR TOWN</u>	<u>ELECTION DISTRICT</u>	<u>VOTERS ELIGIBLE</u>	<u>VOTED</u>	<u>PERCENT TURNOUT</u>	
Pittsford	15	504	157	31.2	
	16	432	185	42.8	
	17	722	307	42.5	
	18	581	242	41.7	
	19	352	180	51.1	
	20	520	256	49.2	
	21	632	261	41.3	
	22	672	331	49.3	
	23	509	249	48.9	
	24	588	246	41.8	
	25	536	209	39.0	
	26	545	303	55.6	
	27	527	224	42.5	
	28	502	176	35.1	
	29	513	215	41.9	
	30	442	178	40.3	
	31	628	241	38.4	
	32	554	243	43.9	
	33	<u>614</u>	<u>242</u>	<u>39.4</u>	
	Pittsford		17,860	7,900	44.2
	Riga	1	730	311	42.6
		2	605	255	42.1
		3	498	210	42.2
		4	630	252	40.0
		5	516	225	43.6
		6	<u>536</u>	<u>232</u>	<u>43.3</u>
	Riga		3,515	1,485	42.2
	Rush	1	622	357	57.4
		2	487	299	61.4
		3	612	410	67.0
		4	<u>642</u>	<u>382</u>	<u>59.5</u>
	Rush		2,363	1,448	61.3
	Sweden	1	588	252	42.9
2		414	149	36.0	
3		743	341	45.9	
4		683	306	44.8	
5		182	95	52.2	
6		612	257	42.0	
7		630	338	53.7	
8		449	189	42.1	
9		525	185	35.2	
10		718	327	45.5	
11		260	90	34.6	
12		518	211	40.7	

VOTER TURNOUT
2001 GENERAL ELECTION
DETAIL

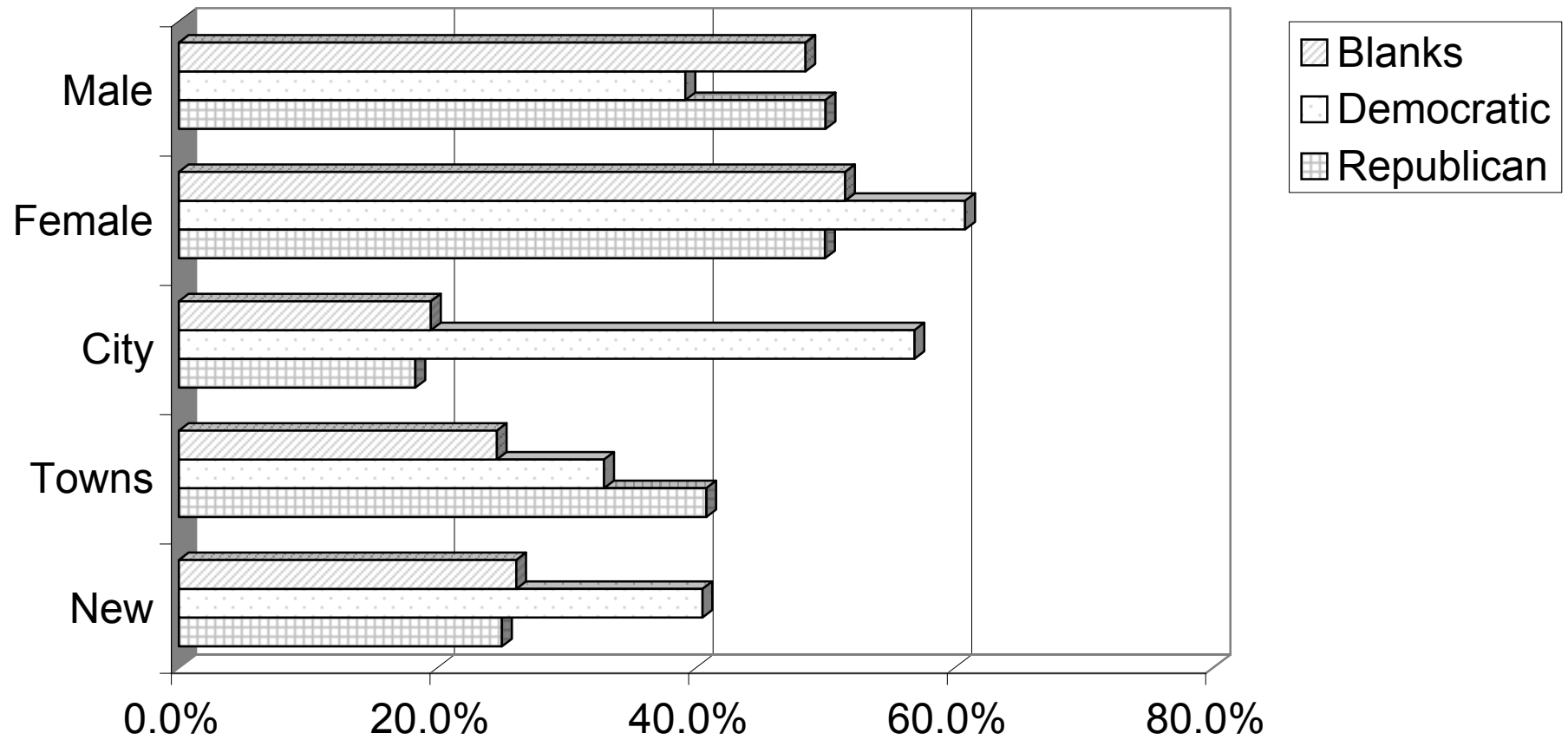
<u>LEGISLATIVE DISTRICT OR TOWN</u>	<u>ELECTION DISTRICT</u>	<u>VOTERS ELIGIBLE</u>	<u>VOTED</u>	<u>PERCENT TURNOUT</u>
Sweden		6,322	2,740	43.3
Webster				
	1	542	323	59.6
	2	772	300	38.9
	3	506	279	55.1
	4	404	197	48.8
	5	744	335	45.0
	6	576	272	47.2
	7	689	369	53.6
	8	546	296	54.2
	9	718	366	51.0
	10	477	250	52.4
	11	685	313	45.7
	12	829	438	52.8
	13	540	308	57.0
	14	528	305	57.8
	15	405	207	51.1
	16	826	347	42.0
	17	941	457	48.6
	18	463	268	57.9
	19	686	354	51.6
	20	648	302	46.6
	21	729	385	52.8
	22	504	279	55.4
	23	540	294	54.4
	24	844	353	41.8
	25	620	221	35.6
	26	619	248	40.1
	27	465	233	50.1
	28	503	222	44.1
	29	450	248	55.1
	30	483	186	38.5
	31	487	228	46.8
	32	635	264	41.6
	33	655	343	52.4
	34	361	157	43.5
	35	417	220	52.8
	36	567	285	50.3
	37	611	307	50.2
	38	752	369	49.1
	39	463	273	59.0
	40	652	322	49.4
	41	465	231	49.7
Webster		24,347	11,954	49.1
Wheatland				
	1	591	376	63.6
	2	596	336	56.4
	3	762	429	56.3

VOTER TURNOUT
 2001 GENERAL ELECTION
 DETAIL

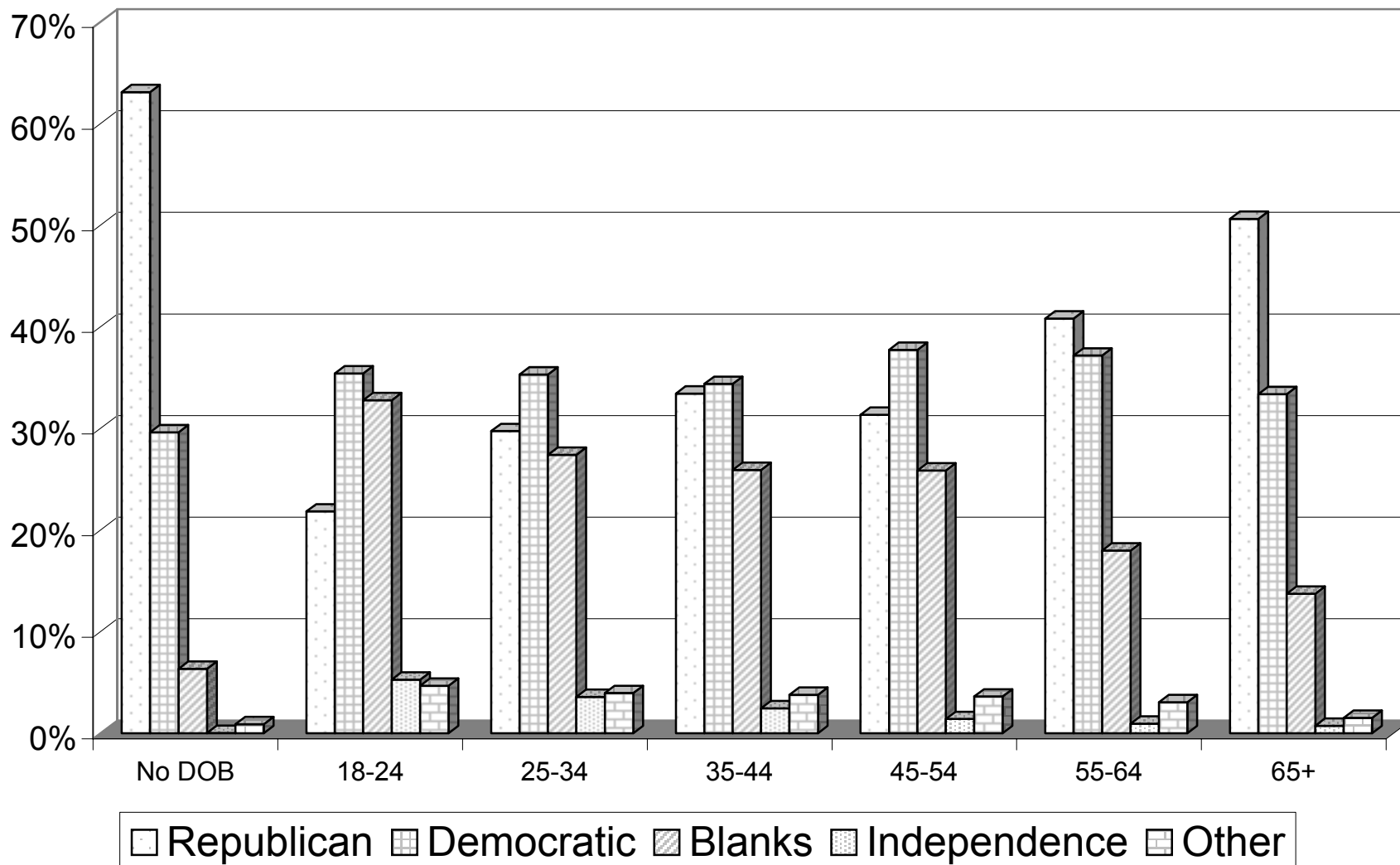
<u>LEGISLATIVE DISTRICT OR TOWN</u>	<u>ELECTION DISTRICT</u>	<u>VOTERS ELIGIBLE</u>	<u>VOTED</u>	<u>PERCENT TURNOUT</u>
Wheatland	4	620	275	44.4
	5	638	368	57.7
Wheatland		<u>3,207</u>	<u>1,784</u>	<u>55.6</u>
TOWNS		<u>316,876</u>	<u>143,456</u>	<u>45.3</u>
GRAND TOTAL:		<u><u>411,870</u></u>	<u><u>180,140</u></u>	<u><u>43.7</u></u>

PROFILE OF REGISTERED VOTERS

By Party

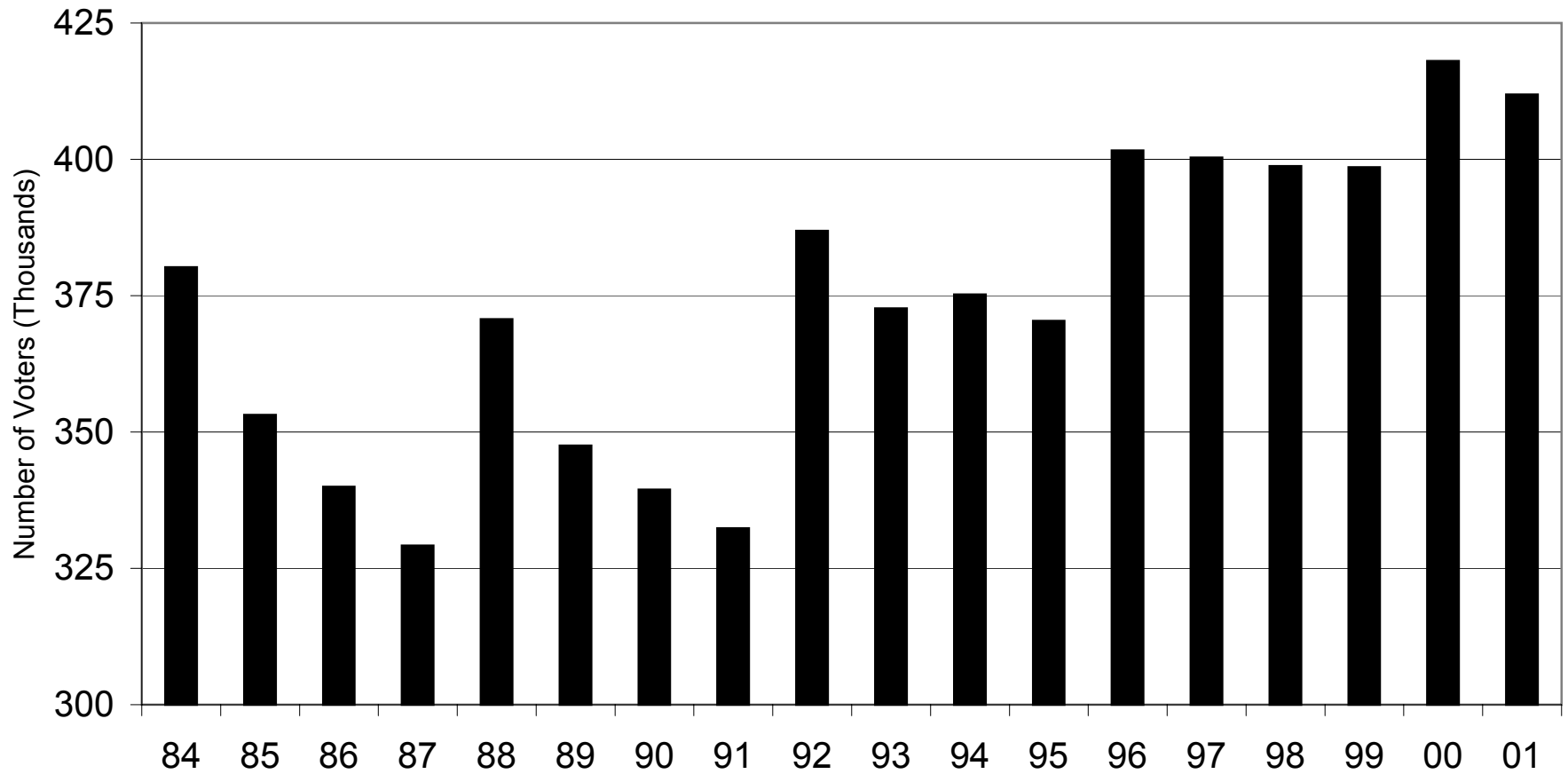


PARTY ENROLLMENT BY AGE



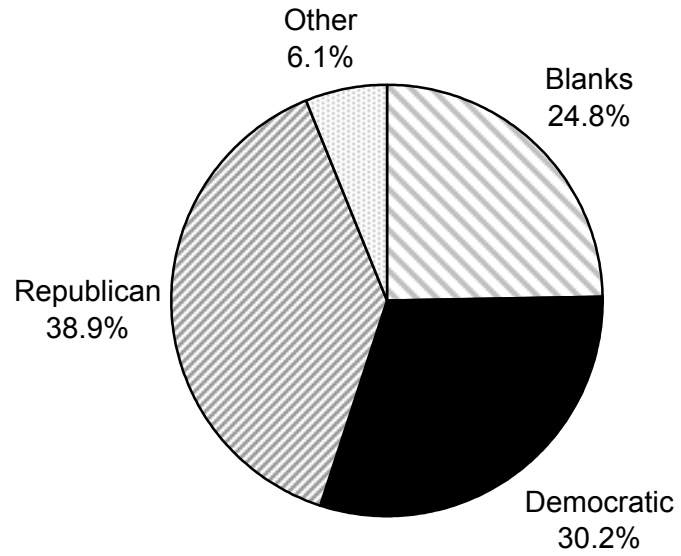
Voter Registration

for 1984-2001 General Elections

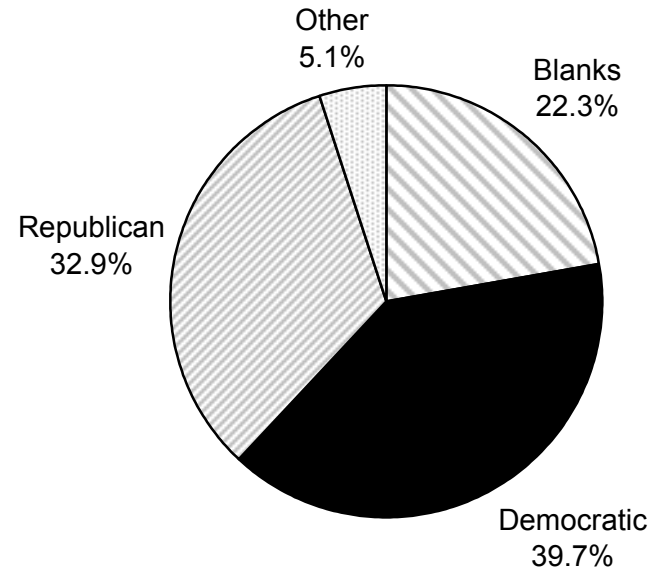


PROFILE OF PARTY ENROLLMENTS

By Gender



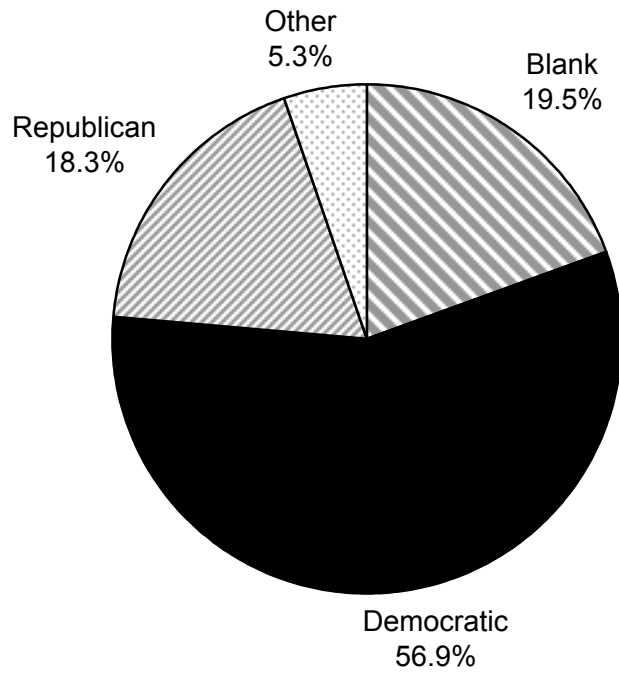
Male



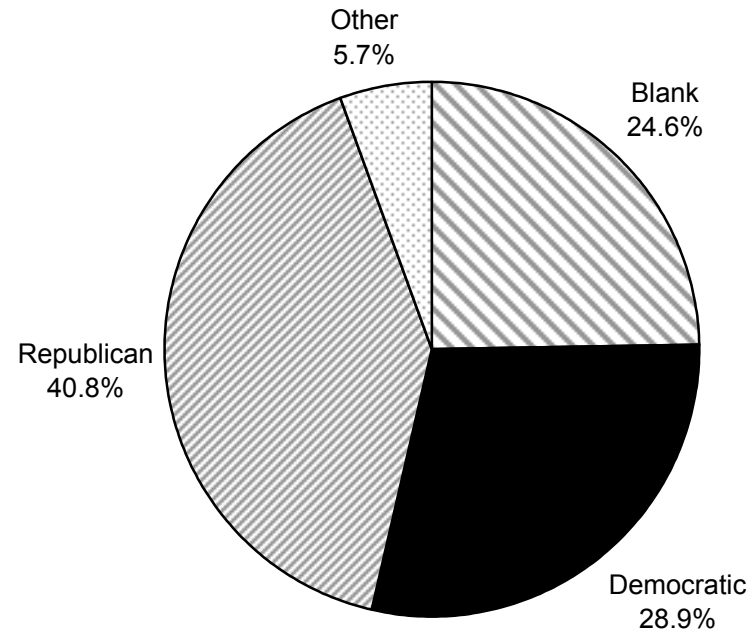
Female

PROFILE OF PARTY ENROLLMENTS

By Location

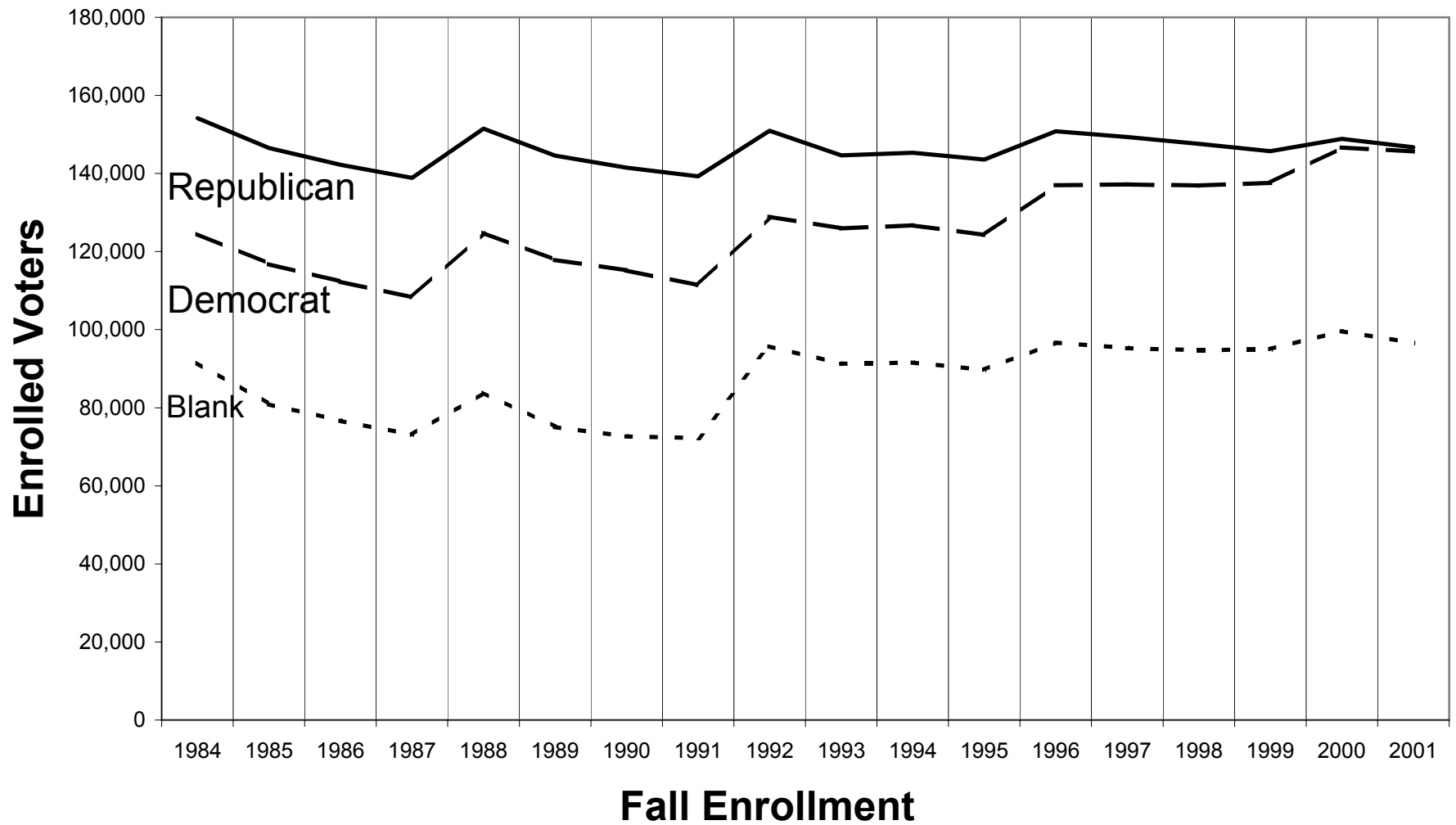


CITY



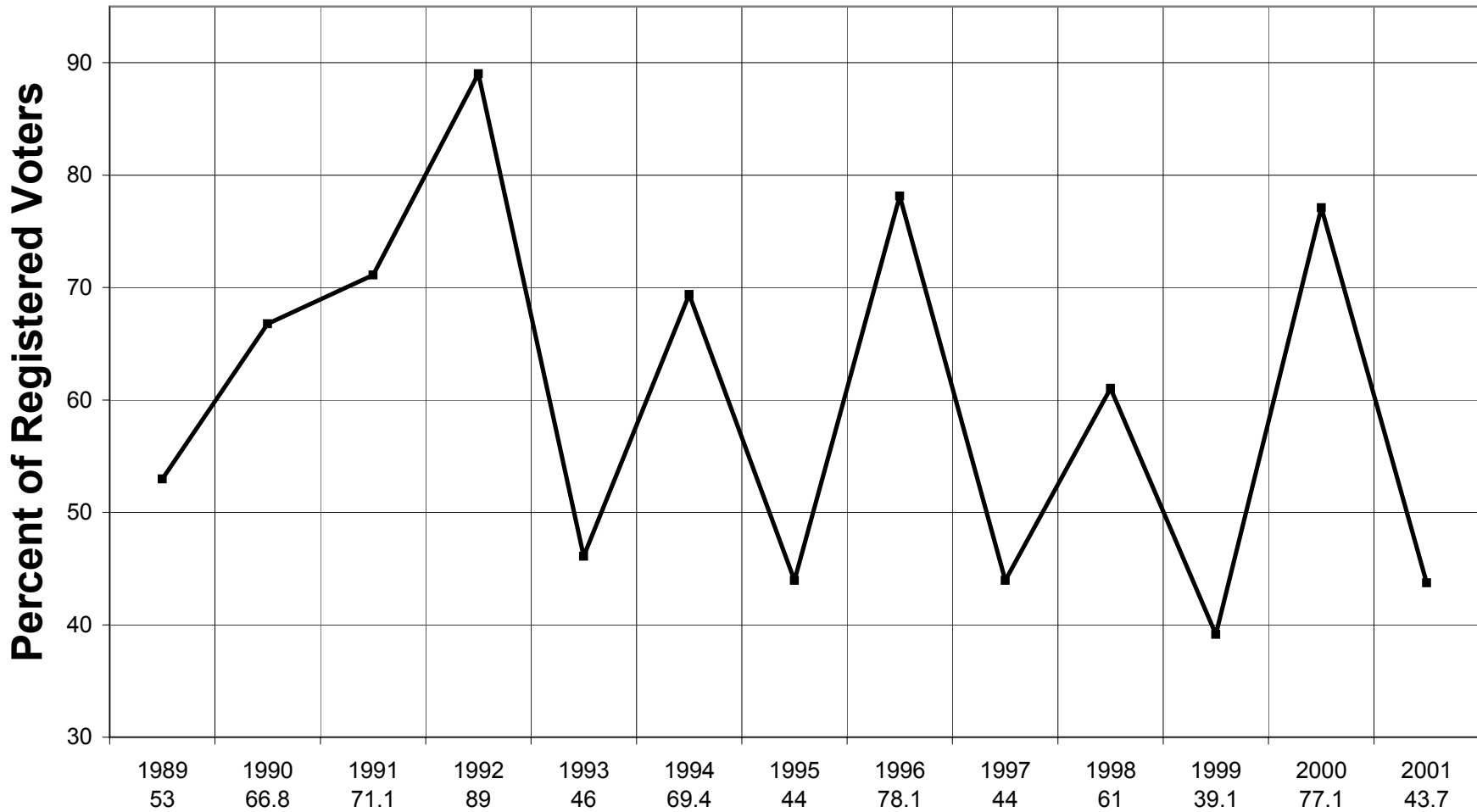
TOWNS

Party Enrollment Trends



Voter Turnout for General Election

1989 Through 2001



VOTER TURNOUT HISTORY

Year	Registered Voters	Number Voting	Turnout
2001	411,870	180,140	43.7%
2000	418,041	322,394	77.1%
1999	398,605	156,007	39.1%
1998	398,749	243,338	61.0%
1997	400,304	175,945	44.0%
1996	401,311	313,531	78.1%
1995	370,380	162,805	44.0%
1994	375,974	260,831	69.4%
1993	372,647	171,732	46.1%
1992	386,447	344,009	89.0%
1991	332,460	236,403	71.1%
1990	339,430	226,634	66.8%
1989	347,479	184,047	53.0%
1988	370,663	314,046	84.7%
1987	329,156	215,370	65.4%
1986	339,971	230,498	67.8%
1985	353,149	154,123	43.6%
1984	380,186	320,191	84.2%
1983	348,622	225,376	64.6%
1982	340,165	256,092	75.3%
1981	329,075	194,989	59.3%
1980	349,265	310,042	88.8%
1979	307,673	219,752	71.4%
1978	316,152	222,064	70.2%
1977	326,078	207,501	63.6%
1976	344,627	306,650	89.0%
1975	311,831	233,826	75.0%
1974	323,060	250,686	77.6%
1973	333,863	237,472	71.1%
1972	356,840	322,229	90.3%
1971	315,899	248,127	78.5%
1970	307,866	267,339	86.8%
1969	304,962	234,504	76.9%
1968	322,172	299,390	92.9%
1967	295,320	254,803	86.3%
1966	293,229	251,386	85.7%
1965	296,572	243,672	82.2%
1964	307,806	290,326	94.3%