



MONROE COUNTY BOARD OF ELECTIONS

39 WEST MAIN STREET • ROCHESTER, NEW YORK 14614 • (585) 753-1550
TTD# 753-1544

LISA POLITO NICOLAY
COMMISSIONER

JACKIE ORTIZ
COMMISSIONER

NANCY L. LEVEN
DEPUTY COMMISSIONER

NATALIE SHEPPARD
DEPUTY COMMISSIONER

OFFICIAL CANVASS
OF THE
BOARD OF CANVASSERS
OF THE
COUNTY OF MONROE

www.monroecounty.gov/elections

IN RELATION TO THE VOTES GIVEN AT THE **PRESIDENTIAL PRIMARY ELECTION**, THE **SPECIAL ELECTION** AND THE **FEDERAL, STATE AND LOCAL PRIMARY ELECTION** HELD ON THE TWENTY THIRD DAY OF JUNE, THE **VILLAGE ELECTIONS** HELD ON THE FIFTEENTH DAY OF SEPTEMBER, AND THE **GENERAL ELECTION** HELD IN SAID COUNTY ON THE THIRD DAY OF NOVEMBER

2020

CONTENTS

Canvass of Special Election Results
Canvass of June Primary Election Results
Canvass of Village Election Results
Canvass of General Election Results
Seventh Judicial District Results by County
Listing of Party Abbreviations Appearing in Canvass
Listing of Candidates for Presidential Elector
Party Enrollment Graph

June 23, 2020 Special Election Results:

Representative in Congress – 27th District – Unexpired Term

June 23, 2020 Presidential Primary Election Results:

Democratic – President of the United States – 25th District
Democratic – President of the United States – 27th District
Democratic – Delegate to the National Convention – 25th District
Democratic – Delegate to the National Convention – 27th District

June 23, 2020 Primary Election Results:

Democratic – Representative in Congress – 25th District
Democratic – State Senator – 56th District
Democratic – State Senator – 61st District.....
Democratic - Member of Assembly – 134th District
Democratic – Member of Assembly – 136th District
Democratic – Member of Assembly – 137th District
Democratic – Member of Assembly – 138th District
Democratic – County Clerk
Democratic – Pittsford Town Justice
Democratic – State Committee – Assembly District 138th - Female
Democratic – State Committee – Assembly District 138th - Male.....
Republican – Representative in Congress – 27th District.....
Republican – Ogden Superintendent of Highways – 1 Year Term.....
Republican – Rush Member of Town Council – 1 Year Term
Working Families – County Court Judge
Working Families – Surrogate Court Judge
Green – Surrogate Court Judge
Libertarian – Representative in Congress – 27th District
Libertarian – County Court Judge
Libertarian – Pittsford Town Justice
Independence – State Senator – 61st District
Independence – County Court Judge
Independence – Surrogate Court Judge
Independence – Pittsford Town Justice
SAM – County Court Judge.....

SAM – Surrogate Court Judge.....
SAM – State Committee – 7th Judicial Delegate.....

November 3, 2020 General Election Results:

President and Vice-President of the United States
State Supreme Court Justice - 7th Judicial District.....
Representative in Congress 25th District
Representative in Congress 27th District
State Senator 54th District
State Senator 55th District
State Senator 56th District
State Senator 59th District
State Senator 61st District.....
State Senator 62nd District.....
Member of Assembly 133rd District
Member of Assembly 134th District
Member of Assembly 135th District
Member of Assembly 136th District
Member of Assembly 137th District
Member of Assembly 138th District
Member of Assembly 139th District
County Court Judge.....
Surrogate Court Judge.....
County Clerk
County Legislator 25th District – 1 Year Term.....
City Court Judge.....
Brighton - Town Justice.....
Mendon – Superintendent of Highways – 1 Year Term
Ogden – Member of Town Council – 3 Year Term.....
Ogden – Superintendent of Highways – 1 Year Term
Penfield – Member of Town Council – 1 Year Term
Pittsford – Town Justice.....
Rush – Town Justice
Rush – Member of Town Council – 1 Year Term
Voter Turnout - 2020 General Election
Party Enrollment by Age
Voter Registration 2003 - 2020
Party Enrollment by Gender
Party Enrollment by Location
Party Enrollment Trends
Voter Turnout General Elections 2008 – 2020.....
Voter Turnout History.....

CANVASS OF SPECIAL ELECTION RESULTS

We, Lisa Polito Nicolay and Jackie Ortiz, Board of Elections of the County of Monroe, having canvassed the votes cast at the following special election, do hereby certify that the candidates listed below received the votes set opposite their names:

June 23, 2020

REPRESENTATIVE IN CONGRESS – 27TH DISTRICT – UNEXPIRED TERM

Democratic, Nathan D. McMurray	2,596 Votes
Republican, Chris Jacobs	2,134 Votes
Working Families, Nathan D. McMurray	132 Votes
Green, Michael J. Gammariello	27 Votes
Libertarian, Duane Whitmer	54 Votes
Independence, Chris Jacobs	126 Votes

CANVASS OF PRIMARY ELECTION RESULTS

We, Lisa Polito Nicolay and Jackie Ortiz, Board of Elections of the County of Monroe, having canvassed the votes cast at the June Primary Election held in this state on the 23rd day of June, 2020, do hereby certify that the following candidates received the votes set opposite their names:

Democratic Party

REPRESENTATIVE IN CONGRESS – 25TH DISTRICT

Joseph D. Morelle42,955 Votes
Robin Wilt.....20,070 Votes

STATE SENATOR – 56TH DISTRICT

Jeremy A. Cooney.....11,136 Votes
Hilda Enid Rosario-Escher4,887 Votes
Sherita S. Traywick.....4,642 Votes

STATE SENATOR – 61ST DISTRICT

Kim Smith.....3,758 Votes
Jacqueline G. Berger.....1,645 Votes
Joan Elizabeth Seamans.....840 Votes

MEMBER OF ASSEMBLY – 134TH DISTRICT

Carolyn D. Carrol5,173 Votes
Dylan P. Dailor1,389 Votes

MEMBER OF ASSEMBLY – 136TH DISTRICT

Sarah Clark9,210 Votes
Justin F. Wilcox4,025 Votes
Nelson Lopatin.....1,277 Votes

MEMBER OF ASSEMBLY – 137TH DISTRICT

Ernest S. Flagler.....3,516 Votes
Demond L. Meeks.....4,666 Votes
Ann C. Lewis2,045 Votes
Silvano D. Orsi359 Votes

MEMBER OF ASSEMBLY – 138TH DISTRICT

Alex R. Yudelson.....5,602 Votes
Harry B. Bronson.....7,525 Votes

COUNTY CLERK

Jamie L. Romeo34,826 Votes
Jennifer L. Boutte25,855 Votes

PITTSFORD TOWN JUSTICE

Michael T. Ansaldi 2,206 Votes
Michael J. Nolan 969 Votes

STATE COMMITTEE 138TH ASSEMBLY DISTRICT - FEMALE

Lovely A. Warren 6,904 Votes
Kathleen M. Iannone 5,910 Votes

STATE COMMITTEE 138TH ASSEMBLY DISTRICT - MALE

Frank Keophetlasy 5,487 Votes
Joshua P. Bauroth 5,828 Votes

MEMBER OF COUNTY COMMITTEE – LEGISLATIVE DISTRICT 21 – ELECTION DISTRICT 3 (VOTE FOR 4)

Tammi R.A. Herron 26 Votes
Rosiland R. Brooks 35 Votes
Matthew Adam Witten 5 Votes
Leslie M. Rivera 33 Votes
Thadus L. Harris 21 Votes
Lindsey N. Howard 14 Votes
Jean A. Kellog 6 Votes
Tyrone R. Herron 25 Votes

MEMBER OF COUNTY COMMITTEE – LEGISLATIVE DISTRICT 21 - ELECTION DISTRICT 5 (VOTE FOR 4)

Martha J. Richards 26 Votes
Courtney R. Fay 39 Votes
Colin R. Rioux 28 Votes
Jacqueline Wearen 35 Votes
Bryce T. Miller 35 Votes
Lisa M. Vitale 32 Votes
Tyasia K. Mitchum 29 Votes
Sheila D. Brown 41 Votes

MEMBER OF COUNTY COMMITTEE – LEGISLATIVE DISTRICT 21 - ELECTION DISTRICT 11 (VOTE FOR 4)

Johnathan L. Martinez 29 Votes
Dameion R. Greene 29 Votes
Luis Burgos 36 Votes
Cheryl A. Wearen 41 Votes
Jessie B. Parson 23 Votes
Keisha Mitchum 48 Votes
Andrea M. Greene 40 Votes
James M. Wearen, Sr. 21 Votes

MEMBER OF COUNTY COMMITTEE – LEGISLATIVE DISTRICT 21 - ELECTION DISTRICT 13 (VOTE FOR 4)

Edna I. Smith 48 Votes
Brittney G. Davis 54 Votes
Frances M. Grillo 35 Votes
Corine Charles 42 Votes
Elona M. Charles 43 Votes

MEMBER OF COUNTY COMMITTEE – LEGISLATIVE DISTRICT 21 - ELECTION DISTRICT 16 (VOTE FOR 4)

Jacqueline Hannah	27 Votes
Twanda G. McClary-Gray	34 Votes
Joyce A. Alexander.....	33 Votes
Roger Moore.....	18 Votes
Aaron Nesmith.....	22 Votes
Jacquelyn L. Grippe.....	14 Votes

MEMBER OF COUNTY COMMITTEE – LEGISLATIVE DISTRICT 21 – ELECTION DISTRICT 18 (VOTE FOR 4)

Beatriz B. LeBron	36 Votes
Bobbi T. Mitchell.....	36 Votes
Renitta A. Knight.....	43 Votes
Maria R. Hawley.....	29 Votes
Sammie H. Elam	28 Votes
Raquel Pedraza	26 Votes
Khari S. Porchea	23 Votes
Trelawney K. McCoy	29 Votes

MEMBER OF COUNTY COMMITTEE – LEGISLATIVE DISTRICT 21 – ELECTION DISTRICT 19 (VOTE FOR 4)

Victor M. Burgos	25 Votes
Candid D. Johnson.....	21 Votes
Cassandra D. Edmonds	28 Votes
Gladys Pedraza-Burgos.....	12 Votes
Cashara D. Kelley	14 Votes
Zachary Kelley.....	9 Votes
Collette Kettles	8 Votes
Robert Kettles	7 Votes

MEMBER OF COUNTY COMMITTEE – LEGISLATIVE DISTRICT 21 – ELECTION DISTRICT 21 (VOTE FOR 4)

Deanna M. Martinez	50 Votes
Rubin Watson	40 Votes
Belladira Valverde	14 Votes
Destiny L. Session	51 Votes
Joanne Mack.....	46 Votes
Jovany E. Martinez	23 Votes
Shirley M. Elizondo.....	21 Votes
Dierdre L. Watson.....	56 Votes

MEMBER OF COUNTY COMMITTEE – LEGISLATIVE DISTRICT 21 - ELECTION DISTRICT 22 (VOTE FOR 4)

Nyiaesha A. Colon.....	45 Votes
Vivica L. Smith.....	39 Votes
Wallace R. Smith	33 Votes
Jessica M. Fleming	49 Votes
James S. Ridgeway	29 Votes
Jermaine S. Ridgeway.....	24 Votes
Wanda A. Ridgeway	37 Votes
Kaeri S. Carroll.....	33 Votes

MEMBER OF COUNTY COMMITTEE – LEGISLATIVE DISTRICT 21 - ELECTION DISTRICT 23 (VOTE FOR 4)

Mayroll E. Pimentel.....	20 Votes
Daniel J. Delehanty.....	29 Votes
Patricia A. Mack.....	55 Votes
Laura Delehanty.....	37 Votes
Anthony J. Plonczynski.....	27 Votes
Terrell D. Mack.....	43 Votes
Joseph Mack.....	32 Votes
Emmanuel R. Palmer.....	27 Votes

MEMBER OF COUNTY COMMITTEE – LEGISLATIVE DISTRICT 21 - ELECTION DISTRICT 25 (VOTE FOR 4)

Precious P. Moses.....	44 Votes
James M. Wearen, Jr.....	30 Votes
Mercedes A. Phelan.....	54 Votes
Bobbie Elam.....	39 Votes
George H. Moses.....	28 Votes
Ian J. Scott.....	36 Votes
Robert C. Moses.....	19 Votes
Mary McClelland.....	47 Votes

MEMBER OF COUNTY COMMITTEE – LEGISLATIVE DISTRICT 21 – ELECTION DISTRICT 27 (VOTE FOR 4)

Almenia E. Nesmith.....	29 Votes
Cassandra P. White.....	27 Votes
Neon T. Walton.....	16 Votes
Pamela A. Dade.....	33 Votes
Jasmine M. Benet.....	25 Votes
Louise Morales.....	31 Votes

MEMBER OF COUNTY COMMITTEE – LEGISLATIVE DISTRICT 26 – ELECTION DISTRICT 13 (VOTE FOR 4)

Barbara Dechateauvieux.....	21 Votes
John Clark.....	17 Votes
Jessica L. Alaimo.....	22 Votes
William S. Gillan.....	14 Votes
Elizabeth M. Bosek.....	19 Votes

MEMBER OF COUNTY COMMITTEE – HENRIETTA - ELECTION DISTRICT 1 (VOTE FOR 4)

Jennifer Lynn Hetsko.....	79 Votes
Markes Stathopoulos.....	33 Votes
Omar H. Khan.....	57 Votes
Carl T. Almer.....	20 Votes
Amy L. Aiken.....	68 Votes
Robert J. Beckwith.....	37 Votes
Matt T. Connell.....	30 Votes
Heather A. Scheck.....	53 Votes

MEMBER OF COUNTY COMMITTEE – HENRIETTA – ELECTION DISTRICT 4 (VOTE FOR 4)

Hoa T. Tran.....	56 Votes
Michael J. Stafford.....	53 Votes
Clay A. Harris, II.....	55 Votes
Simeon I. Banister.....	45 Votes
William T. Sargent.....	31 Votes
Iris J. Banister.....	62 Votes
Akilah N. Skerrette-Banister.....	41 Votes
Christine G. Sargent.....	70 Votes

MEMBER OF COUNTY COMMITTEE – HENRIETTA – ELECTION DISTRICT 5 (VOTE FOR 4)

Fredericka A. Macek.....	31 Votes
Courtney B. Finnerty.....	38 Votes
James V. Bertolone.....	27 Votes
John J. Wolskij.....	21 Votes
Olivia G. Mastin.....	44 Votes
Denise A. Finnerty.....	38 Votes
Barbara S. Colombo.....	43 Votes

MEMBER OF COUNTY COMMITTEE – HENRIETTA – ELECTION DISTRICT 8 (VOTE FOR 4)

Paula A. Sossong.....	35 Votes
Alicia M. Manuse.....	63 Votes
Makenzie M. Sossong.....	22 Votes
Darren F. Sossong.....	23 Votes
Corey J. Bresnan.....	49 Votes
Barbara A. Bresnan.....	57 Votes
Taylor A. Sossong.....	19 Votes
Amy B. Gravitz.....	62 Votes

MEMBER OF COUNTY COMMITTEE – HENRIETTA – ELECTION DISTRICT 10 (VOTE FOR 4)

Sadiya Omar.....	31 Votes
Shannon H. McHugh.....	23 Votes
Raymond C. Sutton.....	14 Votes
Noelle K. Davis.....	28 Votes
Doris L. Sutton.....	26 Votes
Gaynelle D. Wethers.....	15 Votes
Lynne Stewart.....	29 Votes

MEMBER OF COUNTY COMMITTEE – HENRIETTA – ELECTION DISTRICT 11 (VOTE FOR 4)

Julia C. Acosta.....	61 Votes
Joseph V. Adams.....	33 Votes
Christopher G. Pruitt.....	30 Votes
Pamela B. Dayton.....	50 Votes
Basit Quaderi.....	37 Votes
Michael A. Fisher.....	37 Votes
Maureen W. Pruitt.....	54 Votes

MEMBER OF COUNTY COMMITTEE – HENRIETTA – ELECTION DISTRICT 12 (VOTE FOR 4)

Frank P. Valente	23 Votes
Ellen M. Chernowski-Mancuso	59 Votes
Philip S. Weisberg	24 Votes
Martha M. Vega.....	43 Votes
Brandon Love.....	31 Votes
Gracelyn Granata	52 Votes

MEMBER OF COUNTY COMMITTEE – HENRIETTA – ELECTION DISTRICT 13 (VOTE FOR 4)

Lauren A. Barley.....	113 Votes
Zachary M. Lucero.....	44 Votes
Judith A. Hager	98 Votes
Patricia A. Dano.....	89 Votes
Patrick D. Aiken.....	50 Votes
Michelle A. Calogero.....	91 Votes
Sydney S. Long.....	77 Votes

MEMBER OF COUNTY COMMITTEE – HENRIETTA – ELECTION DISTRICT 15 (VOTE FOR 4)

Thomas F. Pacia.....	37 Votes
Jaelyn D. Belknap	53 Votes
Alainna M. Belknap.....	46 Votes
Cynthia M. Pacia.....	70 Votes
Tyler D. Holler.....	53 Votes
Josette A. McGlashon.....	57 Votes
Cynthia M. Belknap.....	36 Votes
Pedro A. Maneiro.....	67 Votes

MEMBER OF COUNTY COMMITTEE – HENRIETTA – ELECTION DISTRICT 21 (VOTE FOR 4)

Dhanashree P. Dixit	41 Votes
Tiffany Burney.....	40 Votes
Qianna J. Reaves-Campbell.....	28 Votes
Moneith S. Burney.....	34 Votes
Jason W. Klimek.....	29 Votes
Brian J. Lloyd	27 Votes
Krubell B. MeKonen	12 Votes

MEMBER OF COUNTY COMMITTEE – HENRIETTA – ELECTION DISTRICT 23 (VOTE FOR 4)

Yoshida T. Baldwin.....	55 Votes
Leann C. Case	46 Votes
Jeffrey M. Case.....	29 Votes
Darryl G. Limburg	25 Votes
Patricia A. Limburg	58 Votes
Jerry J. Guiffra, Jr.	21 Votes
Steven T. Lovi.....	42 Votes
Raymond J. Dale.....	19 Votes

MEMBER OF COUNTY COMMITTEE – HENRIETTA – ELECTION DISTRICT 26 (VOTE FOR 4)

Gail L. Cook.....	102 Votes
Beverly P. Burke.....	88 Votes
Connie M. Gorzynski.....	78 Votes
Anthony J. DeRosa.....	72 Votes
Michael C. Burke.....	67 Votes
Andrew T. Sweeney.....	62 Votes

MEMBER OF COUNTY COMMITTEE – HENRIETTA – ELECTION DISTRICT 29 (VOTE FOR 4)

Douglas Rivers.....	118 Votes
Katherine T. Truong.....	203 Votes
Sue A. Smith.....	185 Votes
Michael R. Burns.....	133 Votes
David A. Calogero.....	110 Votes
Kimberly M. Rivers.....	210 Votes

MEMBER OF COUNTY COMMITTEE – HENRIETTA – ELECTION DISTRICT 30 (VOTE FOR 4)

Enoch E. Duhart.....	80 Votes
Stacey E. Reed Gudonis.....	118 Votes
Susan L. Boudreaux.....	109 Votes
William D. Boudreaux.....	45 Votes
Vicki D. Schultz.....	134 Votes
Victor J. Gudonis, Jr.....	49 Votes
Stephen L. Schultz.....	142 Votes
Tess C. Pruitt.....	111 Votes

Republican Party

REPRESENTATIVE IN CONGRESS – 27TH DISTRICT

Stefan I. Mychajliw, Jr.....	120 Votes
Beth Parlato.....	549 Votes
Chris Jacobs.....	1,446 Votes

OGDEN SUPERINTENDENT OF HIGHWAYS – 1 YEAR TERM

Richard S. Vargo.....	560 Votes
Dan Wolf.....	717 Votes

RUSH MEMBER OF TOWN COUNCIL - 1 YEAR TERM

Phyllis P. Wickerham.....	221 Votes
Carl Ast.....	213 Votes

Working Families Party

COUNTY COURT JUDGE

Meredith A. Vacca.....	102 Votes
Derek M. Harnsberger.....	34 Votes

SURROGATE COURT JUDGE

Christopher S. Ciaccio 64 Votes
Elena F. Cariola 80 Votes

Green Party

SURROGATE COURT JUDGE

Christopher S. Ciaccio 54 Votes
Elena F. Cariola 62 Votes

Libertarian Party

REPRESENTATIVE IN CONGRESS – 27TH DISTRICT

Nicholas P. Phelps 2 Votes
Duane J. Whitmer 12 Votes

COUNTY COURT JUDGE

Meredith A. Vacca 88 Votes
Derek M. Harnsberger 34 Votes

PITTSFORD TOWN JUSTICE

Michael T. Ansaldi 4 Votes
Robert M. Shaddock 1 Vote
Michael J. Nolan 1 Vote

Independence Party

STATE SENATOR – 61ST DISTRICT

Andrew J. Gruszka 68 Votes
Edward A. Rath, III 95 Votes

COUNTY COURT JUDGE

Meredith A. Vacca 1,431 Votes
Derek M. Harnsberger 485 Votes

SURROGATE COURT JUDGE

Christopher S. Ciaccio 791 Votes
Elena F. Cariola 1,119 Votes

PITTSFORD TOWN JUSTICE

Robert M. Shaddock 48 Votes
Michael J. Nolan 46 Votes
Michael T. Ansaldi 45 Votes

SAM Party

COUNTY COURT JUDGE

Derek M. Harnsberger 2 Votes
Meredith A. Vacca 8 Votes

SURROGATE COURT JUDGE

Christopher S. Ciaccio 5 Votes
Elena F. Cariola 6 Votes

STATE COMMITTEE 7TH JUDICIAL DISTRICT - FEMALE

Michaela J. Simpson 3 Votes
Joan M. Aiello 7 Votes

CANVASS OF VILLAGE ELECTION RESULTS

We, Lisa Polito Nicolay and Jackie Ortiz, Board of Elections of the County of Monroe, having canvassed the votes cast at the following elections, do hereby certify that the candidates listed below received the votes set opposite their names:

September 15, 2020

BROCKPORT VILLAGE TRUSTEE – 4 YEAR TERM (VOTE FOR 2)

Revitalize Brockport, Shawn A. Halquist.....	115 Votes
Revitalize Brockport, John D. LaPierre	114 Votes

CHURCHVILLE VILLAGE TRUSTEE – 1 YEAR TERM (VOTE FOR 1)

Lighthouse, Julie L. Michalko	27 Votes
-------------------------------------	----------

HILTON VILLAGE TRUSTEE – 4 YEAR TERM (VOTE FOR 2)

Freedom & Family, Maureen Spindler	210 Votes
Sherry A. Farrell, Sherry A. Farrell.....	217 Votes
People’s, Shannon E. Zabelny	219 Votes

SCOTTSVILLE VILLAGE TRUSTEE – 4 YEAR TERM (VOTE FOR 2)

Community First, Kathleen Carl.....	102 Votes
Trusted Neighbors, Nikki Whitmarsh.....	92 Votes
Trusted Neighbors, Robert Valerio.....	81 Votes
Write In, Kim Czapranski	40 Votes

CANVASS OF GENERAL ELECTION RESULTS

We, Lisa Polito Nicolay and Jackie Ortiz, Board of Elections of the County of Monroe, having canvassed the votes cast at the General Election held in this state on the 3rd day of November, 2020, hereby certify that the following candidates received the votes set opposite their names:

PRESIDENT AND VICE-PRESIDENT OF THE UNITED STATES

Democratic-Working Families,	
Joseph R. Biden and Kamala D. Harris	225,746 Votes
Republican-Conservative, Donald J. Trump and Michael R. Pence.....	145,661 Votes
Green, Howie Hawkins and Angela Nicole Walker	1,529 Votes
Libertarian, Jo Jorgensen and Jeremy Cohen	4,865 Votes
Independence, Brock Pierce and Karla Ballard	1,785 Votes
Write In, Brian Carroll.....	112 Votes
Write In, Kanye West	107 Votes
Write In, Gloria La Riva	23 Votes
Write In, Jade Simmons.....	10 Votes
Write In, Paul Hodges.....	10 Votes
Write In, Don Blankenship	5 Votes
Write In, Mark Charles	4 Votes
Write In, Phil Collins	3 Votes
Write In, Roque "Rocky" De La Fuente.....	2 Votes
Write In, Shawn Howard	1 Vote
Write In, Joseph Kishore.....	1 Vote

STATE SUPREME COURT JUSTICE – 7th JUDICIAL DISTRICT (VOTE FOR 4)

Democratic, Gino M. Nitti.....	165,866 Votes
Democratic, William T. Gargan.....	154,426 Votes
Democratic-Working Families, Julie A. Cianca	186,301 Votes
Democratic-Republican-Conservative-Working Families-Independence, Stephen K. Lindley	297,942 Votes
Republican-Conservative-Working Families-Independence, Dan Doyle.....	165,283 Votes
Republican-Conservative-Working Families-Independence, Sam L. Valleriani	161,115 Votes
Republican-Conservative-Independence, Vince Dinolfo	161,004 Votes

REPRESENTATIVE IN CONGRESS – 25th DISTRICT

Democratic-Working Families-Independence, Joseph D. Morelle.....	206,396 Votes
Republican-Conservative, George Mitris	136,198 Votes
Libertarian, Kevin A. Wilson.....	5,325 Votes

REPRESENTATIVE IN CONGRESS – 27th DISTRICT

Democratic-Working Families, Nathan D. McMurray..... 6,535 Votes
Republican-Conservative-Independence, Chris Jacobs 8,589 Votes
Libertarian, Duane J. Whitmer..... 207 Votes

STATE SENATOR – 54th DISTRICT

Democratic, Shauna O’Toole..... 10,843 Votes
Republican-Conservative-Independence-SAM, Pamela A. Helming..... 15,392 Votes

STATE SENATOR – 55th DISTRICT

Democratic-Working Families, Samra G. Brouk 82,275 Votes
Republican-Conservative-Independence-SAM, Christopher M. Missick 55,651 Votes

STATE SENATOR – 56th DISTRICT

Democratic-Working Families, Jeremy A. Cooney..... 69,951 Votes
Republican-Conservative-Independence, Mike Barry 55,355 Votes

STATE SENATOR – 59th DISTRICT

Democratic, Jason W. Klimek 11,385 Votes
Republican-Conservative-Independence, Patrick M. Gallivan 10,779 Votes

STATE SENATOR – 61st DISTRICT

Democratic, Jacqueline G. Berger 18,195 Votes
Republican-Conservative-Independence-SAM, Edward A. Rath, III 12,067 Votes

STATE SENATOR – 62nd DISTRICT

Republican-Conservative-Independence, Robert G. Ort 12,441 Votes

MEMBER OF ASSEMBLY – 133rd DISTRICT

Democratic-Working Families, ChaRon K. Sattler-Leblanc 14,296 Votes
Republican-Conservative-Independence, Marjorie L. Byrnes..... 13,822 Votes

MEMBER OF ASSEMBLY – 134th DISTRICT

Democratic, Carolyn D. Carrol.....	25,924 Votes
Republican-Conservative-Independence, Josh Jensen.....	38,937 Votes
Working Families, Dylan P. Dailor	1,439 Votes
Green, Ericka Jones	1,047 Votes

MEMBER OF ASSEMBLY – 135th DISTRICT

Democratic-Working Families, Jen Lunsford.....	41,564 Votes
Republican-Conservative-Independence, Mark C. Johns.....	40,833 Votes

MEMBER OF ASSEMBLY – 136th DISTRICT

Democratic-Working Families, Sarah Clark.....	45,035 Votes
Libertarian, Steven G. Becker.....	2,925 Votes
Independence, Justin F. Wilcox	3,955 Votes

MEMBER OF ASSEMBLY – 137th DISTRICT

Democratic-Working Families, Demond L. Meeks.....	33,952 Votes
---	--------------

MEMBER OF ASSEMBLY – 138th DISTRICT

Democratic-Working Families-Independence, Harry B. Bronson	37,351 Votes
Republican-Conservative-Libertarian, Peter Vazquez.....	19,917 Votes

MEMBER OF ASSEMBLY – 139th DISTRICT

Republican-Conservative-Independence, Stephen M. Hawley	12,333 Votes
Libertarian, Mark E. Glogowski	1,482 Votes

COUNTY COURT JUDGE

Democratic-Working Families-Libertarian-Independence-SAM, Meredith A. Vacca	217,532 Votes
Republican-Conservative-Green, Derek M. Harnsberger.....	137,191 Votes

SURROGATE COURT JUDGE

Democratic, Christopher S. Ciaccio..... 179,554 Votes
Republican-Conservative-Working Families-Green-Libertarian-Independence-SAM,
Elena F. Cariola 176,353 Votes

COUNTY CLERK

Democratic-Working Families-Independence, Jamie L. Romeo..... 205,859 Votes
Republican-Conservative, Karla F. Boyce..... 150,266 Votes

COUNTY LEGISLATOR 25TH DISTRICT – 1 YEAR TERM

Democratic, Calvin Lee 6,080 Votes
Green, Chris Edes 591 Votes

CITY COURT JUDGE

Democratic, Teresa D. Johnson 55,281 Votes

BRIGHTON TOWN JUSTICE

Democratic, John A. Falk 15,879 Votes

MENDON SUPERINTENDENT OF HIGHWAYS – 1 YEAR TERM

Republican-Conservative-Independence, Andrew G. Caschetta 4,343 Votes

OGDEN MEMBER OF TOWN COUNCIL – 3 YEAR TERM

Republican-Conservative-Independence, Aaron Baker 8,724 Votes

OGDEN SUPERINTENDENT OF HIGHWAYS – 1 YEAR TERM

Republican-Conservative-Independence, Dan Wolf 8,769 Votes

PENFIELD MEMBER OF TOWN COUNCIL – 1 YEAR TERM

Democratic-Working Families, Mindy MacLaren 11,393 Votes
Republican-Conservative-Independence, Robert F. Ockenden 11,403 Votes

PITTSFORD TOWN JUSTICE

Democratic-Working Families-Green-Libertarian-SAM, Michael T. Ansaldi
..... 10,501 Votes
Republican-Conservative-Independence, Robert M. Shaddock 7,022 Votes

RUSH TOWN JUSTICE

Republican-Conservative-Independence, Donald F. Knab, Jr. 1,669 Votes

RUSH MEMBER OF TOWN COUNCIL – 1 YEAR TERM (VOTE FOR 2)

Democratic, Carl W. Ast..... 1,041 Votes
Democratic, Chaz Rorick..... 957 Votes
Republican-Conservative-Independence, Phyllis P. Wickerham 1,183 Votes
Republican-Conservative, Ryan M. Lang..... 1,140 Votes

SEVENTH JUDICIAL DISTRICT
RESULTS OF NOVEMBER 3, 2020 GENERAL ELECTION BY COUNTY

Gino M. Nitti

<u>County</u>	<u>Democratic</u>
Cayuga	12,225
Livingston	8,935
Monroe	165,866
Ontario	20,937
Seneca	5,115
Steuben	11,593
Wayne	12,198
Yates	2,874

Totals	218,583

William T. Gargan

<u>County</u>	<u>Democratic</u>
Cayuga	11,690
Livingston	8,668
Monroe	154,426
Ontario	20,953
Seneca	4,923
Steuben	11,315
Wayne	11,627
Yates	2,751

Totals	205,995

Julie A. Cianca

<u>County</u>	<u>Democratic</u>	<u>Working Families</u>
Cayuga	12,364	1,146
Livingston	9,249	1,060
Monroe	170,557	15,744
Ontario	22,300	2,168
Seneca	5,247	575
Steuben	12,094	1,246
Wayne	12,745	1,358
Yates	3,014	335
	-----	-----
Totals	225,957	21,426

Stephen K. Lindley

<u>County</u>	<u>Democratic</u>	<u>Republican</u>	<u>Conservative</u>
Cayuga	11,458	14,818	1,967
Livingston	8,493	13,220	1,919
Monroe	154,564	106,565	19,440
Ontario	20,777	23,367	3,458
Seneca	4,863	6,453	691
Steuben	11,071	22,521	2,027
Wayne	11,768	19,785	3,285
Yates	2,761	4,497	540
	-----	-----	-----
Totals	205,804	183,188	29,441

Stephen K. Lindley (continued)

<u>County</u>	<u>Working Families</u>	<u>Independence</u>
Cayuga	833	431
Livingston	751	403
Monroe	12,177	5,196
Ontario	1,530	878
Seneca	429	230
Steuben	908	470
Wayne	1,058	526
Yates	222	106
	-----	-----
Totals	16,324	7,406

Dan Doyle

<u>County</u>	<u>Republican</u>	<u>Conservative</u>	<u>Working Families</u>	<u>Independence</u>
Cayuga	16,708	2,073	816	456
Livingston	15,911	2,201	693	457
Monroe	127,066	21,510	11,350	5,357
Ontario	26,543	3,733	1,576	891
Seneca	7,562	771	392	245
Steuben	25,476	2,162	829	452
Wayne	22,637	3,592	1,112	563
Yates	5,627	640	278	122
-----	-----	-----	-----	-----
Totals	214,911	32,408	15,537	7,630

Sam L. Valleriani

<u>County</u>	<u>Republican</u>	<u>Conservative</u>	<u>Working Families</u>	<u>Independence</u>
Cayuga	15,440	2,030	736	398
Livingston	14,361	2,096	643	404
Monroe	122,878	21,847	11,222	5,168
Ontario	24,773	3,715	1,456	819
Seneca	6,785	748	370	207
Steuben	23,264	2,144	771	423
Wayne	20,933	3,488	1,039	531
Yates	4,820	575	213	101
-----	-----	-----	-----	-----
Totals	203,453	32,517	15,071	7,249

Vince Dinolfo

<u>County</u>	<u>Republican</u>	<u>Conservative</u>	<u>Independence</u>
Cayuga	14,842	2,042	370
Livingston	15,191	2,229	449
Monroe	131,714	23,864	5,426
Ontario	26,051	3,926	880
Seneca	6,717	789	212
Steuben	22,607	2,107	384
Wayne	21,864	3,737	533
Yates	4,895	606	101
-----	-----	-----	-----
Totals	213,848	35,029	7,536

PARTY ABBREVIATIONS APPEARING IN CANVASS

CON.....	Conservative
DEM.....	Democratic
GRE.....	Green
IND.....	Independence
LBT.....	Libertarian
REP.....	Republican
SAM.....	Serve America Movement
WOR.....	Working Families

**LIST OF CANDIDATES FOR ELECTORS
PRESIDENT AND VICE-PRESIDENT OF THE UNITED STATES**

**DEMOCRATIC/
WORKING FAMILIES**

JUNE O'NEILL
XIAO WANG
KATHERINE M. SHEEHAN
THOMAS J. GARRY
LOVELY A. WARREN
GARY S. LABARBERA
STUART H. APPELBAUM
MARY SULLIVAN
GEORGE K. GRESHAM
RHONDA WEINGARTEN
MARIO F. CILENTO
ALPHONSO DAVID
HAZEL DUKES
CHRISTINE C. QUINN
BYRON W. BROWN
COREY JOHNSON
SCOTT STRINGER
ANDREA STEWART-COUSINS
CARL E. HEASTIE
JAY S. JACOBS
LETITIA A. JAMES
THOMAS P. DINAPOLI
KATHY C. HOCHUL
ANDREW M. CUOMO
HILLARY RODHAM CLINTON
WILLIAM J. CLINTON
RUBEN DIAZ, JR.
JUDITH HUNTER
ANASTASIA M. SOMOZA

**REPUBLICAN/
CONSERVATIVE**

BRENDAN LANTRY
JESUS GARCIA
SUSAN MCNEIL
JOSEPH CAIRO
WILLIAM NAPIER
KARL SIMMETH
CHRISTINE BENEDICT
JOANN ARIOLA
CARL ZEILMAN
JENNIFER SAUL RICH
CHARLIE JOYCE
ADRIAN ANDERSON
ROBERT ORTT
WILL BARCLAY
JOHN BURNETT
CHLOE SUN
ELIE HIRSCHFELD
YECHEZKEL MOSKOWITZ
SHAUN MARIE LEVINE
CHRISTOPHER KENDALL
FRANCIS VELLA-MARRONE
ANDREA CATSIMATIDIS
JOHN GEREAU
RODNEY STRANGE
TODD ROUSE
TRISHA TURNER
ROBERT KEIS
NICHOLAS A. LANGWORTHY
TOM DADEY

GREEN

STEPHEN BLOOM
PETER A. LAVENIA, JR.
CASSANDRA J. LEMS
PAUL W. GILMAN
DARIN ROBBINS
BARBARA A. KIDNEY
JOSEPH R. NAHAM
MICHAEL E. O'NEIL
ERIC M. JONES
CAROL S. PRZYBYLAK
TATIANNA M. MORAGNE
JAMES R. BROWN, III
JAMES MCCABE
CANDACE CARPONTER
MICHAEL D. EMPEROR
JENNIFER R. WHITE
ALLAN D. HUNTER
MARY B. HOUSE
SERENA L. SEALS
DAVID SUTLIFF-ATIAS
CRAIG A. SEEMAN
DANIELLA LIEBLING
ADRIENNE R. CRAIG-WILLIAMS
CHRISTOPHER J. ARCHER
CLAUDIA FLANAGAN
GIL OBLER
DEBRA A. ROSARIO
GLORIA MATTERA
DAVID L. GIANNASCOLI

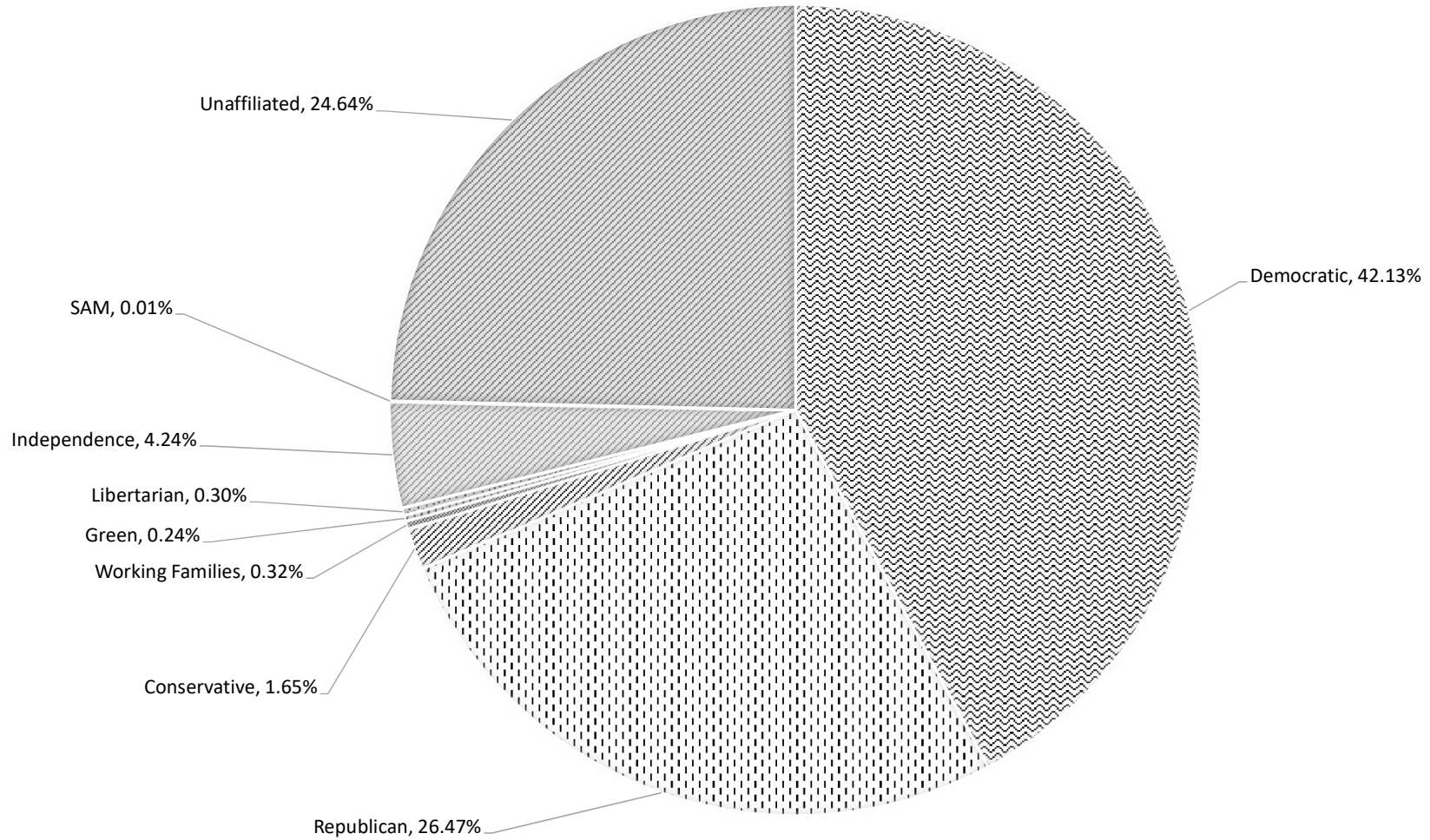
LIBERTARIAN

DANIEL P. DONNELLY
DUANE J. WHITMER
ROBERT M. ARRIGO
MARK N. AXINN
ERIN M. BECKER
RACHEL E. BECKER
RICHARD BELL
KARI R. BITTNER
MARK S. BRAIMAN
JAY A. CARR
TUCKER C. COBURN
ANTHONY D'ORAZIO
KEVIN A. WILSON
MILVA E. DORDAL
PIETRO S. GERACI
PAUL M. GRINDLE
MARK E. GLOGOWSKI
SHAWN HANNON
ANDREW M. KOLSTEE
PEYTON D. KUNSELMAN
BRANDON G. LYON
LEONARD E. MORLOCK
LORA L. NEWELL
GARY S. POPKIN
THOMAS D. QUITER
ILYA SCHWARTZBURG
PAUL C. SECHRIST
LARRY D. SHARPE
WILLIAM C. ANDERSON

INDEPENDENCE

KENNETH BAYNE
SCOTT R. MAJOR
ROBERT G. PILNICK
BARBARA PILNICK
GARY P. NEWMAN
ARTHUR ABBATE, JR.
JOSEPH W. FULLER
MARYANN H. MAJOR
ANDREW J. BOGARDT
ANNA C. BOGARDT
ROBERT J. BOGARDT
TRISHA L. STERLING
THOMAS HATFIELD
THOMAS A. CONNOLLY
ATEF S. ZEINA
LEE KOLESNIKOFF
JOSEPH L. BARUTH, SR.
PAUL E. CAPUTO
EDWARD G. MILLER
THOMAS S. CONNOLLY, JR.
DENNIS R. ZACK
MICHAEL AMO
RICHARD S. BELLANDO
MARYELLEN BELLANDO
WILLIAM BOGARDT
TERESA BOGARDT
FRANK M. MACKAY
KRISTIN A. MACKAY
CAROLYN P. MAJOR

PROFILE OF PARTY ENROLLMENT OF ELIGIBLE VOTERS MONROE COUNTY



REPRESENTATIVE IN CONGRESS
27TH DISTRICT
UNEXPIRED TERM
DETAIL

LEGISLATIVE DISTRICT OR TOWN	ELECTION DISTRICT	TOTAL VOTES	NATHAN D. MCMURRAY	CHRIS JACOBS	NATHAN D. MCMURRAY	MICHAEL J. GAMMARIELLO	DUANE WHITMER	CHRIS JACOBS	SCATTER	BLANK AND VOID
			DEM	REP	WOR	GRE	LBT	IND		
Clarkson										
	2	26	10	13	0	0	0	2	0	1
Clarkson		26	10	13	0	0	0	2	0	1
Hamlin										
	1/6/8	311	119	162	7	2	7	12	1	1
	2/5	320	148	147	11	3	4	5	1	1
	3/7	303	113	164	8	2	5	9	0	2
	4	127	43	71	4	2	2	4	0	1
	9/10	272	95	162	4	0	4	7	0	0
Hamlin		1,333	518	706	34	9	22	37	2	5
Mendon										
	1/8	382	237	129	7	1	1	6	0	1
	2/4	464	302	131	12	2	6	4	2	5
	3/7/9	724	441	234	14	3	5	18	0	9
	5/6	491	285	179	10	1	3	9	0	4
Mendon		2,061	1,265	673	43	7	15	37	2	19
Rush										
	1/2	436	180	218	12	3	1	13	3	6
	3/4	487	236	206	18	3	2	13	1	8
Rush		923	416	424	30	6	3	26	4	14
Wheatland										
	1/3	369	203	133	19	2	3	6	0	3
	2	130	50	63	1	0	5	5	3	3
	4/5	290	134	122	5	3	6	13	4	3
Wheatland		789	387	318	25	5	14	24	7	9
GRAND TOTAL:		5,132	2,596	2,134	132	27	54	126	15	48

DEMOCRATIC PRESIDENTIAL PREFERENCE PRIMARY
25TH CONGRESSIONAL DISTRICT
DETAIL

LEGISLATIVE DISTRICT OR TOWN	ELECTION DISTRICT	TOTAL VOTES	PETE BUTTIGIEG	AMY KLOBUCHAR	JOSEPH R. BIDEN	TULSI GABBARD	BERNIE SANDERS	MICHAEL R. BLOOMBERG	TOM STEYER	MICHAEL BENNET	ELIZABETH WARREN	ANDREW YANG	DEVAL PATRICK	BLANK AND VOID
			1A	1B	1C	1D	1E	1F	1G	1H	1I	1J	1K	
Leg. Dist. 07	1,2	179	6	3	120	1	37	0	2	0	8	1	0	1
Leg. Dist. 16	1	1	0	0	0	0	0	0	0	0	0	0	0	1
Leg. Dist. 21	1-27	2,964	41	17	1,974	16	625	15	7	2	161	41	3	62
Leg. Dist. 22	1-27	1,832	30	13	1,387	4	242	19	4	7	50	12	1	63
Leg. Dist. 23	1-29	3,586	83	24	2,218	23	860	15	1	4	279	51	5	23
Leg. Dist. 24	1-24	2,426	49	16	1,293	14	707	5	3	1	228	49	3	58
Leg. Dist. 25	1-30	2,588	35	9	1,803	6	527	13	6	5	118	40	3	23
Leg. Dist. 26	1-17	1,297	22	5	923	7	220	15	4	1	51	17	2	30
Leg. Dist. 27	1-26	3,135	38	8	2,523	6	355	9	2	4	106	24	2	58
Leg. Dist. 28	1-22	1,431	13	5	1,121	4	176	15	4	2	34	16	2	39
Leg. Dist. 29	1-28	1,568	20	10	1,238	2	191	12	1	4	49	12	1	28
CITY		21,007	337	110	14,600	83	3,940	118	34	30	1,084	263	22	386
Brighton	1-46	5,876	111	46	4,061	20	947	38	8	2	454	83	3	103
Chili	1-32	2,306	62	33	1,653	21	339	9	4	3	96	36	2	48
Clarkson	1/3/4/5/6	343	5	4	243	0	77	2	0	0	10	0	0	2
East Rochester	1-7	472	9	4	309	0	110	2	1	0	24	11	0	2
Gates	1-35	2,099	42	11	1,613	5	260	12	2	3	83	17	4	47
Greece	1-109	5,732	114	47	4,296	44	809	34	9	7	187	83	13	89
Henrietta	1-35	4,029	111	30	2,809	30	648	23	5	4	150	58	10	151
Irondequoit	1-68	5,299	120	49	3,771	20	883	24	14	2	259	73	3	81
Ogden	1-20	1,054	27	10	758	5	168	11	3	1	40	8	2	21
Parma	1-15	691	16	7	478	6	132	10	2	0	23	8	2	7
Penfield	1-42	3,592	78	31	2,671	15	537	18	5	1	161	30	1	44

DEMOCRATIC PRESIDENTIAL PREFERENCE PRIMARY
25TH CONGRESSIONAL DISTRICT
DETAIL

LEGISLATIVE DISTRICT OR TOWN	ELECTION DISTRICT	TOTAL VOTES	PETE BUTTIGIEG	AMY KLOBUCHAR	JOSEPH R. BIDEN	TULSI GABBARD	BERNIE SANDERS	MICHAEL R. BLOOMBERG	TOM STEYER	MICHAEL BENNET	ELIZABETH WARREN	ANDREW YANG	DEVAL PATRICK	BLANK AND VOID
			1A	1B	1C	1D	1E	1F	1G	1H	1I	1J	1K	
Perinton	1-56	4,920	119	50	3,585	16	751	29	5	1	267	39	6	52
Pittsford	1-34	3,573	80	46	2,697	13	415	20	4	6	204	35	2	51
Rush	1-6	323	11	9	222	2	48	1	2	1	16	4	1	6
Sweden	1-12	716	14	7	519	5	110	3	1	0	44	6	1	6
Webster	1-43	3,406	77	42	2,506	18	487	18	8	4	145	35	8	58
TOWNS		44,431	996	426	32,191	220	6,721	254	73	35	2,163	526	58	768
GRAND TOTAL:		65,438	1,333	536	46,791	303	10,661	372	107	65	3,247	789	80	1,154

DEMOCRATIC PRESIDENTIAL PREFERENCE PRIMARY
27TH CONGRESSIONAL DISTRICT
DETAIL

LEGISLATIVE DISTRICT OR TOWN	ELECTION DISTRICT	TOTAL VOTES	PETE BUTTIGIEG	AMY KLOBUCHAR	JOSEPH R. BIDEN	TULSI GABBARD	BERNIE SANDERS	MICHAEL R. BLOOMBERG	TOM STEYER	MICHAEL BENNET	ELIZABETH WARREN	ANDREW YANG	DEVAL PATRICK	BLANK AND VOID
			1A	1B	1C	1D	1E	1F	1G	1H	1I	1J	1K	
Clarkson	2	15	0	1	8	0	1	0	0	0	3	0	0	2
Hamlin	1-10	368	14	4	263	4	47	1	1	1	22	4	2	5
Mendon	1-9	1,055	22	6	757	11	148	6	2	0	66	8	2	27
Rush	1-4	357	12	4	243	5	50	3	1	2	21	11	0	5
Wheatland	1-5	383	6	3	256	2	75	3	1	0	22	7	1	7
GRAND TOTAL:		2,178	54	18	1,527	22	321	13	5	3	134	30	5	46

DISTRICT DELEGATES TO THE NATIONAL CONVENTION
VOTE FOR SEVEN

25TH CONGRESSIONAL DISTRICT
DEMOCRATIC PRESIDENTIAL PRIMARY
DETAIL
PART 1 OF 3

LEGISLATIVE DISTRICT OR TOWN	ELECTION DISTRICT	TOTAL VOTES	CATHLEEN A. KOSHYKAR	ALEX R. YUDELSON	KENDRA R. EVANS	EITAN R. SIRKOVICH	MEREDITH CRICCO	TAD MACK	CHARITY LOFTHOUSE CRICCO	BRITTANEY M. WELLS	DAVID F. GANTT	SABRINA A. LAMAR	DAVID A. SEELEY	YVERSHA M. ROMAN	FRANK KEOPHETLASY	MARIA L. FISHER
			2A	3A	4A	5A	6A	7A	8A	2C	3C	4C	5C	6C	7C	8C
Leg. Dist. 07	1,2	1,253	23	23	41	11	25	15	19	65	64	64	64	63	39	63
Leg. Dist. 16	1	7	0	0	0	0	0	0	0	1	1	1	1	1	1	1
Leg. Dist. 21	1-27	20,748	192	692	496	124	179	249	212	937	1,113	959	841	749	646	777
Leg. Dist. 22	1-27	12,824	82	170	490	55	93	164	134	595	1,042	687	550	457	360	514
Leg. Dist. 23	1-29	25,102	255	975	406	177	225	277	237	1,229	1,031	1,185	1,197	1,163	963	1,061
Leg. Dist. 24	1-24	16,982	155	664	258	84	102	140	120	665	577	663	602	629	579	571
Leg. Dist. 25	1-30	18,116	157	324	554	84	117	219	158	843	1,143	972	705	641	511	699
Leg. Dist. 26	1-17	9,079	87	190	257	43	85	99	93	456	542	467	438	617	320	428
Leg. Dist. 27	1-26	21,945	156	330	854	83	133	279	206	1,149	1,655	1,440	1,016	791	669	930
Leg. Dist. 28	1-22	10,017	92	230	352	49	87	121	96	489	726	560	460	457	360	429
Leg. Dist. 29	1-28	10,976	122	255	399	59	112	156	93	546	779	558	471	396	320	422
CITY		147,049	1,321	3,853	4,107	769	1,158	1,719	1,368	6,975	8,673	7,556	6,345	5,964	4,768	5,895
Brighton	1-46	41,132	491	1,081	703	248	394	347	371	2,435	2,136	2,502	2,338	2,304	1,800	2,242
Chili	1-32	16,142	233	759	339	111	176	168	160	874	807	870	823	673	651	746
Clarkson	1/3/4/5/6	2,401	49	39	51	14	30	25	28	158	148	157	149	140	123	142
East Rochester	1-7	3,304	50	70	69	20	48	28	42	208	143	192	165	177	128	171
Gates	1-35	14,693	181	274	407	81	186	157	147	836	900	790	789	747	536	711
Greece	1-109	40,124	616	715	878	232	564	454	459	2,437	2,265	2,353	2,343	1,975	1,588	2,092
Henrietta	1-35	28,203	408	1,845	645	275	383	522	318	1,423	1,244	1,439	1,309	1,169	1,046	1,249
Irondequoit	1-68	37,093	462	720	775	156	456	459	392	2,063	1,931	1,946	3,147	1,834	1,383	1,795
Ogden	1-20	7,378	148	133	150	59	121	78	79	405	373	396	393	349	290	365
Parma	1-15	4,837	67	80	94	25	55	43	52	272	242	254	264	243	190	235
Penfield	1-42	25,144	380	445	446	145	294	220	217	1,657	1,362	1,630	1,542	1,495	1,192	1,521

DISTRICT DELEGATES TO THE NATIONAL CONVENTION
VOTE FOR SEVEN

25TH CONGRESSIONAL DISTRICT
DEMOCRATIC PRESIDENTIAL PRIMARY
DETAIL
PART 1 OF 3

LEGISLATIVE DISTRICT OR TOWN	ELECTION DISTRICT	TOTAL VOTES	CATHLEEN A. KOSHYKAR	ALEX R. YUDELSON	KENDRA R. EVANS	EITAN R. SIRKOVICH	MEREDITH CRICCO	TAD MACK	CHARITY LOFTHOUSE CRICCO	BRITTANEY M. WELLS	DAVID F. GANTT	SABRINA A. LAMAR	DAVID A. SEELEY	YVERSHA M. ROMAN	FRANK KEOPHETLASY	MARIA L. FISHER
			2A	3A	4A	5A	6A	7A	8A	2C	3C	4C	5C	6C	7C	8C
Perinton	1-56	34,440	629	643	695	210	486	306	348	2,341	1,918	2,279	2,058	2,049	1,661	2,064
Pittsford	1-34	25,011	651	627	928	135	281	204	243	1,661	1,355	1,645	1,512	1,522	1,225	1,513
Riga	1-6	2,261	47	45	40	17	32	28	26	138	105	124	129	106	89	117
Sweden	1-12	5,012	82	86	91	29	49	60	44	314	273	305	311	287	243	287
Webster	1-43	23,842	409	443	425	152	351	232	211	1,631	1,377	1,525	1,579	1,368	1,176	1,436
TOWNS		<u>311,017</u>	<u>4,903</u>	<u>8,005</u>	<u>6,736</u>	<u>1,909</u>	<u>3,906</u>	<u>3,331</u>	<u>3,137</u>	<u>18,853</u>	<u>16,579</u>	<u>18,407</u>	<u>18,851</u>	<u>16,438</u>	<u>13,321</u>	<u>16,686</u>
GRAND TOTAL:		<u>458,066</u>	<u>6,224</u>	<u>11,858</u>	<u>10,843</u>	<u>2,678</u>	<u>5,064</u>	<u>5,050</u>	<u>4,505</u>	<u>25,828</u>	<u>25,252</u>	<u>25,963</u>	<u>25,196</u>	<u>22,402</u>	<u>18,089</u>	<u>22,581</u>

DISTRICT DELEGATES TO THE NATIONAL CONVENTION
VOTE FOR SEVEN

25TH CONGRESSIONAL DISTRICT
DEMOCRATIC PRESIDENTIAL PRIMARY
DETAIL
PART 2 OF 3

LEGISLATIVE DISTRICT OR TOWN	ELECTION DISTRICT	TOTAL VOTES	ROBIN WILT	NICHOLAS WILT	MARY LUPIEN	DONALD MARTELL	EBONY DUKES	BIJAYA KHADKA	DIANNE STENGEL	ANGELINA RIVERA	MARVIN L. STEPHERSON	AMY K. MALOY	MATTHEW D. FINK	LYDIA E. RODRIGUEZ	SCOTT I. STEINBERG	MARNE R. BRADY
			2E	3E	4E	5E	6E	7E	8E	2I	3I	4I	5I	6I	7I	8I
Leg. Dist. 07	1,2	1,253	57	24	50	18	40	26	24	27	6	19	14	36	11	11
Leg. Dist. 16	1	7	0	0	0	0	0	0	0	0	0	0	0	0	0	0
Leg. Dist. 21	1-27	20,748	1,325	549	1,129	448	1,064	621	459	587	171	374	163	537	146	128
Leg. Dist. 22	1-27	12,824	596	207	328	194	647	266	171	394	127	157	126	343	82	82
Leg. Dist. 23	1-29	25,102	1,683	714	1,621	586	1,094	846	618	662	198	557	249	639	206	216
Leg. Dist. 24	1-24	16,982	1,348	607	1,166	499	866	683	533	484	154	377	164	494	151	172
Leg. Dist. 25	1-30	18,116	1,184	494	708	418	1,069	526	406	494	189	254	168	474	115	133
Leg. Dist. 26	1-17	9,079	448	191	296	145	371	206	162	275	78	143	79	245	58	52
Leg. Dist. 27	1-26	21,945	1,288	413	523	335	1,342	467	302	586	231	302	202	535	156	128
Leg. Dist. 28	1-22	10,017	429	183	269	167	458	180	141	306	92	137	74	277	77	58
Leg. Dist. 29	1-28	10,976	509	182	267	152	522	208	125	359	93	149	89	352	109	59
CITY		147,049	8,867	3,564	6,357	2,962	7,473	4,029	2,941	4,174	1,339	2,469	1,328	3,932	1,111	1,039
Brighton	1-46	41,132	2,584	1,127	1,374	713	1,442	1,071	844	1,089	337	862	415	1,016	454	396
Chili	1-32	16,142	814	303	413	268	628	358	323	382	231	275	124	383	117	104
Clarkson	1/3/4/5/6	2,401	116	56	71	44	75	62	52	53	20	53	21	55	25	17
East Rochester	1-7	3,304	191	88	102	63	130	100	83	76	19	51	21	68	24	25
Gates	1-35	14,693	656	291	360	261	589	314	245	363	143	207	130	346	107	86
Greece	1-109	40,124	1,949	887	1,056	723	1,442	898	815	1,051	309	642	363	960	315	227
Henrietta	1-35	28,203	1,355	537	750	445	1,129	726	540	696	203	452	225	681	225	200
Irondequoit	1-68	37,093	2,005	836	1,289	631	1,490	974	750	1,033	259	651	322	915	347	278
Ogden	1-20	7,378	331	168	212	138	248	180	158	163	50	102	79	140	51	63
Parma	1-15	4,837	251	130	146	110	166	129	120	86	24	78	46	85	39	32
Penfield	1-42	25,144	1,197	545	755	406	793	599	521	608	164	446	221	543	187	194

DISTRICT DELEGATES TO THE NATIONAL CONVENTION
VOTE FOR SEVEN

25TH CONGRESSIONAL DISTRICT
DEMOCRATIC PRESIDENTIAL PRIMARY
DETAIL
PART 2 OF 3

LEGISLATIVE DISTRICT OR TOWN	ELECTION DISTRICT	TOTAL VOTES	ROBIN WILT	NICHOLAS WILT	MARY LUPIEN	DONALD MARTELL	EBONY DUKES	BIJAYA KHADKA	DIANNE STENGEL	ANGELINA RIVERA	MARVIN L. STEPHERSON	AMY K. MALOY	MATTHEW D. FINK	LYDIA E. RODRIGUEZ	SCOTT I. STEINBERG	MARNE R. BRADY
			2E	3E	4E	5E	6E	7E	8E	2I	3I	4I	5I	6I	7I	8I
Perinton	1-56	34,440	1,647	745	986	578	1,064	817	717	881	270	611	328	731	292	312
Pittsford	1-34	25,011	1,210	480	613	320	678	547	394	544	186	429	220	523	209	199
Riga	1-6	2,261	108	53	64	41	68	56	54	61	15	46	21	61	13	23
Sweden	1-12	5,012	211	106	138	92	153	134	90	113	47	75	64	106	42	43
Webster	1-43	23,842	1,095	491	662	393	707	489	465	570	162	400	215	474	194	182
TOWNS		<u>311,017</u>	<u>15,720</u>	<u>6,843</u>	<u>8,991</u>	<u>5,226</u>	<u>10,802</u>	<u>7,454</u>	<u>6,171</u>	<u>7,769</u>	<u>2,439</u>	<u>5,380</u>	<u>2,815</u>	<u>7,087</u>	<u>2,641</u>	<u>2,381</u>
GRAND TOTAL:		<u><u>458,066</u></u>	<u><u>24,587</u></u>	<u><u>10,407</u></u>	<u><u>15,348</u></u>	<u><u>8,188</u></u>	<u><u>18,275</u></u>	<u><u>11,483</u></u>	<u><u>9,112</u></u>	<u><u>11,943</u></u>	<u><u>3,778</u></u>	<u><u>7,849</u></u>	<u><u>4,143</u></u>	<u><u>11,019</u></u>	<u><u>3,752</u></u>	<u><u>3,420</u></u>

DISTRICT DELEGATES TO THE NATIONAL CONVENTION
VOTE FOR SEVEN

25TH CONGRESSIONAL DISTRICT
DEMOCRATIC PRESIDENTIAL PRIMARY
DETAIL
PART 3 OF 3

LEGISLATIVE DISTRICT OR TOWN	ELECTION DISTRICT	TOTAL VOTES	DARLENE DOW	BRIAN VOGEL	ANDREA CAVAGNERO	RYAN WESTLER	GIA CARROLL	JAY HUNTER	MICHELE BARBERA	BLANK AND VOID
			2J	3J	4J	5J	6J	7J	8J	
Leg. Dist. 07	1,2	1,253	8	14	11	9	4	8	7	250
Leg. Dist. 16	1	7	0	0	0	0	0	0	0	0
Leg. Dist. 21	1-27	20,748	110	156	151	83	116	93	133	4,039
Leg. Dist. 22	1-27	12,824	62	86	82	49	65	87	146	3,134
Leg. Dist. 23	1-29	25,102	111	220	138	82	151	102	129	3,899
Leg. Dist. 24	1-24	16,982	71	128	103	59	96	52	79	2,887
Leg. Dist. 25	1-30	18,116	107	135	86	48	99	113	141	3,628
Leg. Dist. 26	1-17	9,079	47	80	72	49	54	59	70	1,777
Leg. Dist. 27	1-26	21,945	125	139	87	49	104	170	218	4,552
Leg. Dist. 28	1-22	10,017	64	71	75	48	64	78	96	2,165
Leg. Dist. 29	1-28	10,976	63	84	83	63	56	80	117	2,567
CITY		147,049	768	1,113	888	539	809	842	1,136	28,898
Brighton	1-46	41,132	219	440	286	107	232	142	214	6,376
Chili	1-32	16,142	98	170	133	79	121	106	124	3,198
Clarkson	1/3/4/5/6	2,401	10	23	23	7	19	8	15	323
East Rochester	1-7	3,304	28	32	29	16	30	12	24	581
Gates	1-35	14,693	89	146	128	54	89	82	109	3,156
Greece	1-109	40,124	272	458	349	204	301	250	376	7,306
Henrietta	1-35	28,203	148	255	201	105	164	125	196	5,570
Irondequoit	1-68	37,093	196	360	344	151	269	176	277	6,021
Ogden	1-20	7,378	39	84	51	31	41	28	47	1,635
Parma	1-15	4,837	26	66	40	39	33	33	36	1,006
Penfield	1-42	25,144	140	207	191	73	182	102	151	4,373

DISTRICT DELEGATES TO THE NATIONAL CONVENTION
VOTE FOR SEVEN

25TH CONGRESSIONAL DISTRICT
DEMOCRATIC PRESIDENTIAL PRIMARY
DETAIL
PART 3 OF 3

LEGISLATIVE DISTRICT OR TOWN	ELECTION DISTRICT	TOTAL VOTES	DARLENE DOW 2J	BRIAN VOGEL 3J	ANDREA CAVAGNERO 4J	RYAN WESTLER 5J	GIA CARROLL 6J	JAY HUNTER 7J	MICHELE BARBERA 8J	BLANK AND VOID
Perinton	1-56	34,440	211	266	269	105	206	119	186	5,412
Pittsford	1-34	25,011	138	200	163	64	128	73	129	4,062
Riga	1-6	2,261	22	36	23	12	24	10	20	387
Sweden	1-12	5,012	29	43	39	19	32	22	25	928
Webster	1-43	23,842	165	237	220	97	143	90	140	3,936
TOWNS		<u>311,017</u>	<u>1,830</u>	<u>3,023</u>	<u>2,489</u>	<u>1,163</u>	<u>2,014</u>	<u>1,378</u>	<u>2,069</u>	<u>54,270</u>
GRAND TOTAL:		<u><u>458,066</u></u>	<u><u>2,598</u></u>	<u><u>4,136</u></u>	<u><u>3,377</u></u>	<u><u>1,702</u></u>	<u><u>2,823</u></u>	<u><u>2,220</u></u>	<u><u>3,205</u></u>	<u><u>83,168</u></u>

DISTRICT DELEGATES TO THE NATIONAL CONVENTION
VOTE FOR SIX

27TH CONGRESSIONAL DISTRICT
DEMOCRATIC PRESIDENTIAL PRIMARY
DETAIL
PART 1 OF 2

LEGISLATIVE DISTRICT OR TOWN	ELECTION DISTRICT	TOTAL VOTES	MARGARET A. MURPHY	TERRENCE L. MELVIN	JACALYN F. WHITING	BRADLEY T. FELTON	JEANNE M. CRANE	CRAIG R. BUCKI	ANNE ELIZABETH CARR	RYDER LITTLEJOHN	WENDY MITCHELL	JEROME T. JANIK	DEBORAH YEOMANS	ZACHARY VAN DEN BOSCH
			2C	3C	4C	5C	6C	7C	2E	3E	4E	5E	6E	7E
Clarkson	2	90	5	4	4	4	6	4	2	2	1	2	2	2
Hamlin	1-10	2,208	187	152	169	142	166	133	71	57	91	57	64	52
Mendon	1-9	6,330	573	460	533	445	526	426	222	125	209	137	182	115
Rush	1-4	2,142	190	163	180	156	184	155	54	44	58	35	59	33
Wheatland	1-5	2,298	184	134	155	127	152	123	84	62	87	60	70	60
GRAND TOTAL:		13,068	1,139	913	1,041	874	1,034	841	433	290	446	291	377	262

DISTRICT DELEGATES TO THE NATIONAL CONVENTION
VOTE FOR SIX

27TH CONGRESSIONAL DISTRICT
DEMOCRATIC PRESIDENTIAL PRIMARY
DETAIL
PART 2 OF 2

LEGISLATIVE DISTRICT OR TOWN	ELECTION DISTRICT	TOTAL VOTES	CYNTHIA M. APPLETON 2I	PATRICK B. BURKE 3I	KARA M. KANE 4I	LUKE E. WOCHENSKY 5I	JESSICA A. SCHUSTER 6I	MATTHEW J. KIBLER 7I	MATTHEW CHAPMAN 2J	COURTENAY SHARPE 3J	KAILEN BITTNER 4J	JEAN MARIE GUNNER 5J	MICHAEL MENARD 6J	YVONA NESTOROWICZ 7J	BLANK AND VOID
Clarkson	2	90	4	2	3	2	3	3	1	0	1	0	0	0	33
Hamlin	1-10	2,208	52	31	38	19	35	20	14	33	8	27	15	25	550
Mendon	1-9	6,330	125	79	106	47	101	39	33	62	31	47	25	65	1,617
Rush	1-4	2,142	47	22	40	19	37	15	15	23	11	18	15	17	552
Wheatland	1-5	2,298	42	26	37	12	29	20	12	26	11	20	11	18	736
GRAND TOTAL:		13,068	270	160	224	99	205	97	75	144	62	112	66	125	3,488

REPRESENTATIVE IN CONGRESS
25TH DISTRICT
DEMOCRATIC PRIMARY
SUMMARY

LEGISLATIVE DISTRICT OR TOWN	TOTAL VOTES	JOSEPH D. MORELLE	ROBIN WILT	SCATTER	BLANK AND VOID
		1A	2A		
Leg. Dist. 07	181	135	41	0	5
Leg. Dist. 16	2	2	0	0	0
Leg. Dist. 21	3,139	1,822	1,204	1	112
Leg. Dist. 22	1,871	1,184	548	2	137
Leg. Dist. 23	3,404	1,943	1,414	1	46
Leg. Dist. 24	2,474	1,188	1,253	0	33
Leg. Dist. 25	2,740	1,464	1,131	0	145
Leg. Dist. 26	1,265	857	371	1	36
Leg. Dist. 27	3,119	1,884	1,079	0	156
Leg. Dist. 28	1,496	1,043	397	0	56
Leg. Dist. 29	1,407	984	346	0	77
CITY	21,098	12,506	7,784	5	803
Brighton	5,865	3,605	2,195	1	64
Chili	2,247	1,572	631	0	44
Clarkson	329	227	95	0	7
East Rochester	450	302	143	1	4
Gates	2,032	1,404	578	1	49
Greece	5,679	4,106	1,480	1	92
Henrietta	3,914	2,681	1,119	0	114
Irondequoit	5,252	3,948	1,228	3	73
Ogden	1,061	735	302	0	24
Parma	690	472	201	1	16
Penfield	3,468	2,476	953	0	39
Perinton	5,091	3,673	1,357	1	60
Pittsford	3,440	2,399	984	1	56
Riga	308	222	80	1	5
Sweden	694	500	176	0	18
Webster	2,935	2,127	764	2	42
TOWNS	43,455	30,449	12,286	13	707
GRAND TOTAL:	<u>64,553</u>	<u>42,955</u>	<u>20,070</u>	<u>18</u>	<u>1,510</u>

REPRESENTATIVE IN CONGRESS
25TH DISTRICT
DEMOCRATIC PRIMARY
DETAIL

LEGISLATIVE DISTRICT OR TOWN	ELECTION DISTRICT	TOTAL VOTES	JOSEPH D. MORELLE	ROBIN WILT	SCATTER	BLANK AND VOID
			1A	2A		
Leg. Dist. 07	1/2	181	135	41	0	5
Leg. Dist. 07		181	135	41	0	5
Leg. Dist. 16	1	2	2	0	0	0
Leg. Dist. 16		2	2	0	0	0
Leg. Dist. 21	1/2/12/14/17	606	324	270	1	11
	3	64	40	22	0	2
	4	70	50	16	0	4
	5	85	48	35	0	2
	6/9/10/23-13/23-17	791	436	329	0	26
	7/8	255	154	98	0	3
	11	90	61	21	0	8
	13	88	38	49	0	1
	15	160	108	43	0	9
	16	55	40	11	0	4
	18	93	59	26	0	8
	19	51	28	17	0	6
	20	68	34	33	0	1
	21	98	55	39	0	4
	22	104	58	38	0	8
	23	91	60	28	0	3
	24	158	103	55	0	0
	25	100	61	32	0	7
	26	52	28	22	0	2
	27	60	37	20	0	3
Leg. Dist. 21		3,139	1,822	1,204	1	112

REPRESENTATIVE IN CONGRESS
25TH DISTRICT
DEMOCRATIC PRIMARY
DETAIL

LEGISLATIVE DISTRICT OR TOWN	ELECTION DISTRICT	TOTAL VOTES	JOSEPH D. MORELLE	ROBIN WILT	SCATTER	BLANK AND VOID
			1A	2A		
Leg. Dist. 22	1/8/12/17/20/22/23/27	555	368	150	0	37
	2/3/6/7/18/21/25/26	516	313	154	1	48
	4/5/13/15/16/19/29-20	404	259	126	0	19
	9/10/14	232	154	66	0	12
	11	125	63	46	1	15
	24	39	27	6	0	6
Leg. Dist. 22		1,871	1,184	548	2	137
Leg. Dist. 23	1/2/3/4/5/6/7/8/9/10/11/14/15/20/21	1,866	969	875	0	22
	12/16/18/19/22/24/25/26/27	1,283	867	396	1	19
	23	78	36	41	0	1
	28/29	177	71	102	0	4
Leg. Dist. 23		3,404	1,943	1,414	1	46
Leg. Dist. 24	1/2/20/22	423	217	201	0	5
	3/23	195	103	90	0	2
	4/10/13/14/15/16/18/21	1,255	539	700	0	16
	5/6/7/8/9/11/12/17/19/24	601	329	262	0	10
Leg. Dist. 24		2,474	1,188	1,253	0	33
Leg. Dist. 25	1/5/10/19/20/22/25/26/27	894	482	383	0	29
	2/3/8/13/14/24	591	321	226	0	44
	4/6	186	71	110	0	5
	7/11	213	131	64	0	18
	9/15/16/17/18/21/27-20	571	356	169	0	46
	12/28	148	52	95	0	1
	23	23	6	17	0	0

REPRESENTATIVE IN CONGRESS
25TH DISTRICT
DEMOCRATIC PRIMARY
DETAIL

LEGISLATIVE DISTRICT OR TOWN	ELECTION DISTRICT	TOTAL VOTES	JOSEPH D. MORELLE	ROBIN WILT	SCATTER	BLANK AND VOID
			1A	2A		
Leg. Dist. 25	29/30	114	45	67	0	2
Leg. Dist. 25		2,740	1,464	1,131	0	145
Leg. Dist. 26	1/3/4/5/11/14	501	355	139	1	6
	2/12/16/17	245	163	72	0	10
	6/7/8/9/10/15	485	316	150	0	19
	13	34	23	10	0	1
Leg. Dist. 26		1,265	857	371	1	36
Leg. Dist. 27	1/4/5/6/9/17/19/23	1,233	734	439	0	60
	2/3/7/10/11/12/13/14/15/16/21	1,434	852	510	0	72
	8/18/22/25/26	452	298	130	0	24
Leg. Dist. 27		3,119	1,884	1,079	0	156
Leg. Dist. 28	1/2/4/6/9/18/20/21/29-17	651	453	186	0	12
	3/12/17/19	93	60	25	0	8
	5/7/16	252	177	65	0	10
	8/11/13/15/22	243	179	55	0	9
	10/14/29-7/29-25	257	174	66	0	17
Leg. Dist. 28		1,496	1,043	397	0	56
Leg. Dist. 29	1	9	5	4	0	0
	2	22	9	10	0	3
	3	6	4	1	0	1
	4/6/9	290	195	77	0	18
	5/19	109	72	35	0	2
	8/22/23	109	85	15	0	9

REPRESENTATIVE IN CONGRESS
25TH DISTRICT
DEMOCRATIC PRIMARY
DETAIL

LEGISLATIVE DISTRICT OR TOWN	ELECTION DISTRICT	TOTAL VOTES	JOSEPH D. MORELLE	ROBIN WILT	SCATTER	BLANK AND VOID
			1A	2A		
Leg. Dist. 29	10/13/15/16/26	300	220	61	0	19
	11/12/14/24	364	259	82	0	23
	18/21	195	132	61	0	2
	28	3	3	0	0	0
Leg. Dist. 29		<u>1,407</u>	<u>984</u>	<u>346</u>	<u>0</u>	<u>77</u>
CITY		21,098	12,506	7,784	5	803
Brighton	1/6/8/13/16/18/22/23/29/31/32/33/37/41/42/43	3,469	2,208	1,220	0	41
	2/10/14/17/20/21/26/30/35/36/40/44/45/46	1,101	645	444	1	11
	3/4/5/7/9/11/12/15/19/24/25/27/28/34/38/39	1,295	752	531	0	12
Brighton		<u>5,865</u>	<u>3,605</u>	<u>2,195</u>	<u>1</u>	<u>64</u>
Chili	1/7/9/11/12/15/19/20/25/27/28/31	847	593	232	0	22
	2/3/5/6/13/16/21/22/23/29	712	497	200	0	15
	4/8/10/14/17/18/24/26/30/32	688	482	199	0	7
Chili		<u>2,247</u>	<u>1,572</u>	<u>631</u>	<u>0</u>	<u>44</u>
Clarkson	1/3/4/5/6	329	227	95	0	7
		<u>329</u>	<u>227</u>	<u>95</u>	<u>0</u>	<u>7</u>
Clarkson		450	302	143	1	4
		<u>450</u>	<u>302</u>	<u>143</u>	<u>1</u>	<u>4</u>
East Rochester	1/2/3/4/5/6/7	735	492	227	0	16
		<u>735</u>	<u>492</u>	<u>227</u>	<u>0</u>	<u>16</u>
East Rochester	1/5/6/8/10/11/12/19/22/23/24/28/32	752	528	209	1	14
		<u>752</u>	<u>528</u>	<u>209</u>	<u>1</u>	<u>14</u>
Gates	2/3/4/14/15/16/20/21/25/27/30/31					

REPRESENTATIVE IN CONGRESS
25TH DISTRICT
DEMOCRATIC PRIMARY
DETAIL

LEGISLATIVE DISTRICT OR TOWN	ELECTION DISTRICT	TOTAL VOTES	JOSEPH D. MORELLE	ROBIN WILT	SCATTER	BLANK AND VOID
			1A	2A		
Gates	7/9/13/17/18/26/29/33/34/35	545	384	142	0	19
Gates		2,032	1,404	578	1	49
Greece	1/2/15/16/34/35/38/43/44/54/58/70/71/74/76/79/82/84/89/90/98/99/102/103/106/107	1,578	1,145	405	1	27
	3/28/45/52/53/62/64/72/73/80/85/86/88/91/92/96/97/100/101/104/105	1,238	911	314	0	13
	4/5/6/7/8/9/10/11/12/13/19/20/21/22/23/25/26/30/31/32/40/41/46/47/48/49/50/51/55/56/59/61/63/68/78	1,489	1,047	415	0	27
	14/17/18/24/27/29/33/36/37/39/42/57/60/65/66/67/69/75/77/81/83/87/93/94/95/108/109	1,374	1,003	346	0	25
Greece		5,679	4,106	1,480	1	92
Henrietta	1	107	76	30	0	1
	2/19/20/35	494	321	157	0	16
	3/9/14/24/33	382	261	112	0	9
	4	128	92	32	0	4
	5	78	55	22	0	1
	6/17/18/25/27/31	561	379	151	0	31
	7/22/32/34	447	352	85	0	10
	8	99	74	19	0	6
	10	65	40	19	0	6
	11	108	77	30	0	1
	12	72	39	30	0	3
	13	187	113	71	0	3
	15	132	79	51	0	2
	16/28	168	119	43	0	6
	21	73	50	22	0	1
	23	95	60	33	0	2
	26	146	117	27	0	2
	29	331	211	114	0	6

REPRESENTATIVE IN CONGRESS
25TH DISTRICT
DEMOCRATIC PRIMARY
DETAIL

LEGISLATIVE DISTRICT OR TOWN	ELECTION DISTRICT	TOTAL VOTES	JOSEPH D. MORELLE	ROBIN WILT	SCATTER	BLANK AND VOID
			1A	2A		
Henrietta	30	241	166	71	0	4
Henrietta		3,914	2,681	1,119	0	114
Irondequoit	1/5/11/12/18/19/23/26/29/34/35/37/41/43/52/54/57/61/65/67 2/3/9/14/25/28/33/36/39/40/44/45/48/50/53/59/60/64/66/68 4/8/10/15/20/27/30/42/46/47/49/51/62/63 6/7/13/16/17/21/22/24/31/32/38/55/56/58	1,651 1,260 963 1,378	1,236 978 729 1,005	393 257 220 358	0 2 0 1	22 23 14 14
Irondequoit		5,252	3,948	1,228	3	73
Ogden	1/2/3/4/5/6/7/8/9/10/11/12/13/14/15/16/17/18/19/20	1,061	735	302	0	24
Ogden		1,061	735	302	0	24
Parma	1/2/3/4/5/6/7/8/9/10/11/12/13/14/15	690	472	201	1	16
Parma		690	472	201	1	16
Penfield	1/2/7/8/10/11/15/16/21/27/28/29/31/32/35 3/4/14/18/19/23/30/36/39/41 5/6/9/12/13/17/20/22/24/25/26/33/34/37/38/40/42	1,140 898 1,430	795 663 1,018	330 227 396	0 0 0	15 8 16
Penfield		3,468	2,476	953	0	39
Perinton	1/15/19/23/26/31/39/40/45/48 2/3/8/13/17/27/28/32/33/35/44/49/51/52/53/55 4/5/6/7/10/11/12/14/16/18/20/21/22/25/29/38/41/46/54 9/24/30/34/36/37/42/43/47/50/56	880 1,321 1,553 1,337	649 949 1,106 969	224 348 437 348	0 0 1 0	7 24 9 20
Perinton		5,091	3,673	1,357	1	60

REPRESENTATIVE IN CONGRESS
25TH DISTRICT
DEMOCRATIC PRIMARY
DETAIL

LEGISLATIVE DISTRICT OR TOWN	ELECTION DISTRICT	JOSEPH D. MORELLE			ROBIN WILT		BLANK AND VOID
		TOTAL VOTES	1A	2A	SCATTER		
Pittsford	1/2/3/4/5/7/12/16/17/20/21/24/25/26/27	1,566	1,078	464	1	23	
	6/8/9/10/11/13/14/15/18/19/22/23/28/29/30/31/32/33/34	1,874	1,321	520	0	33	
Pittsford		3,440	2,399	984	1	56	
Riga	1/2/3/4/5/6	308	222	80	1	5	
Riga		308	222	80	1	5	
Sweden	1/2/3/4/5/6/7/8/9/10/11/12	694	500	176	0	18	
Sweden		694	500	176	0	18	
Webster	1/2/4/5/14/16/21/23/25/26/29/30/31/32/35/38	1,112	796	292	2	22	
	3/9/10/17/20/24/28/33/34/36/41/42	947	667	270	0	10	
	6/7/8/11/12/13/15/18/19/22/27/37/39/40/43	876	664	202	0	10	
Webster		2,935	2,127	764	2	42	
TOWNS		43,455	30,449	12,286	13	707	
GRAND TOTAL:		64,553	42,955	20,070	18	1,510	

STATE SENATOR
56TH DISTRICT
DEMOCRATIC PRIMARY
SUMMARY

LEGISLATIVE DISTRICT OR TOWN	TOTAL VOTES	JEREMY A. COONEY 3A	HILDA ENID ROSARIO ESCHER 4A	SHERITA S. TRAYWICK 5A	SCATTER	BLANK AND VOID
Leg. Dist. 07	181	78	59	26	1	17
Leg. Dist. 22	1,152	359	287	380	0	126
Leg. Dist. 23	177	80	44	42	0	11
Leg. Dist. 24	423	277	58	71	1	16
Leg. Dist. 25	1,636	706	306	484	0	140
Leg. Dist. 26	1,265	509	339	324	2	91
Leg. Dist. 27	452	150	101	160	0	41
Leg. Dist. 28	1,496	552	376	460	2	106
Leg. Dist. 29	340	103	85	115	0	37
CITY	7,122	2,814	1,655	2,062	6	585
Brighton	5,865	3,750	1,076	795	1	243
Clarkson	340	184	85	51	0	20
Gates	2,032	943	507	467	1	114
Greece	5,679	2,832	1,346	1,099	1	401
Hamlin	365	208	71	77	0	9
Parma	690	405	147	91	1	46
TOWNS	14,971	8,322	3,232	2,580	4	833
GRAND TOTAL:	22,093	11,136	4,887	4,642	10	1,418

STATE SENATOR
56TH DISTRICT
DEMOCRATIC PRIMARY
DETAIL

LEGISLATIVE DISTRICT OR TOWN	ELECTION DISTRICT	TOTAL VOTES	JEREMY A. COONEY 3A	HILDA ENID ROSARIO ESCHER 4A	SHERITA S. TRAYWICK 5A	SCATTER	BLANK AND VOID
Leg. Dist. 07	1/2	181	78	59	26	1	17
Leg. Dist. 07		181	78	59	26	1	17
Leg. Dist. 22	2/3/6/7/18/21/25/26	516	198	123	132	0	63
	4/5/13/15/16/19/29-20	404	107	102	147	0	48
	9/10/14	232	54	62	101	0	15
Leg. Dist. 22		1,152	359	287	380	0	126
Leg. Dist. 23	28/29	177	80	44	42	0	11
Leg. Dist. 23		177	80	44	42	0	11
Leg. Dist. 24	1/2/20/22	423	277	58	71	1	16
Leg. Dist. 24		423	277	58	71	1	16
Leg. Dist. 25	1/5/10/19/20/22/25/26/27	894	417	176	242	0	59
	9/15/16/17/18/21/27-20	571	187	105	201	0	78
	12/28	148	86	24	35	0	3
	23	23	16	1	6	0	0
Leg. Dist. 25		1,636	706	306	484	0	140
Leg. Dist. 26	1/3/4/5/11/14	501	213	141	111	2	34
	2/12/16/17	245	110	61	55	0	19
	6/7/8/9/10/15	485	168	129	152	0	36
	13	34	18	8	6	0	2
Leg. Dist. 26		1,265	509	339	324	2	91

STATE SENATOR
56TH DISTRICT
DEMOCRATIC PRIMARY
DETAIL

LEGISLATIVE DISTRICT OR TOWN	ELECTION DISTRICT	TOTAL VOTES	JEREMY A. COONEY 3A	HILDA ENID ROSARIO ESCHER 4A	SHERITA S. TRAYWICK 5A	SCATTER	BLANK AND VOID
Leg. Dist. 27	8/18/22/25/26	452	150	101	160	0	41
Leg. Dist. 27		452	150	101	160	0	41
Leg. Dist. 28	1/2/4/6/9/18/20/21/29-17	651	255	152	205	2	37
	3/12/17/19	93	36	19	30	0	8
	5/7/16	252	91	62	79	0	20
	8/11/13/15/22	243	73	74	75	0	21
	10/14/29-7/29-25	257	97	69	71	0	20
Leg. Dist. 28		1,496	552	376	460	2	106
Leg. Dist. 29	1	9	1	3	5	0	0
	2	22	5	2	9	0	6
	3	6	2	1	2	0	1
	10/13/15/16/26	300	93	79	98	0	30
	28	3	2	0	1	0	0
Leg. Dist. 29		340	103	85	115	0	37
CITY		7,122	2,814	1,655	2,062	6	585
Brighton	1/6/8/13/16/18/22/23/29/31/32/33/37/41/42/43	3,469	2,293	608	426	0	142
	2/10/14/17/20/21/26/30/35/36/40/44/45/46	1,101	619	223	203	1	55
	3/4/5/7/9/11/12/15/19/24/25/27/28/34/38/39	1,295	838	245	166	0	46
Brighton		5,865	3,750	1,076	795	1	243

STATE SENATOR
56TH DISTRICT
DEMOCRATIC PRIMARY
DETAIL

LEGISLATIVE DISTRICT OR TOWN	ELECTION DISTRICT	TOTAL VOTES	JEREMY A. COONEY 3A	HILDA ENID ROSARIO ESCHER 4A	SHERITA S. TRAYWICK 5A	SCATTER	BLANK AND VOID
Clarkson	1/3/4/5/6 2	329 11	177 7	82 3	50 1	0 0	20 0
Clarkson Gates	1/5/6/8/10/11/12/19/22/23/24/28/32 2/3/4/14/15/16/20/21/25/27/30/31 7/9/13/17/18/26/29/33/34/35	735 752 545	333 349 261	178 188 141	183 181 103	0 1 0	41 33 40
Gates Greece	1/2/15/16/34/35/38/43/44/54/58/70/71/74/76/79/82/84/89/90/98/99/102/103/106/107 3/28/45/52/53/62/64/72/73/80/85/86/88/91/92/96/97/100/101/104/105 4/5/6/7/8/9/10/11/12/13/19/20/21/22/23/25/26/30/31/32/40/41/46/47/48/49/50/51/55/56/59/61/63/68/78 14/17/18/24/27/29/33/36/37/39/42/57/60/65/66/67/69/75/77/81/83/87/93/94/95/108/109	2,032 1,578 1,238 1,489 1,374	943 786 621 717 708	507 389 279 363 315	467 289 246 305 259	1 0 1 0 0	114 114 91 104 92
Greece Hamlin	1/3/6/7/8 2/4/5/9/10	5,679 209 156	2,832 119 89	1,346 45 26	1,099 40 37	1 0 0	401 5 4
Hamlin Parma	1/2/3/4/5/6/7/8/9/10/11/12/13/14/15	365 690	208 405	71 147	77 91	0 1	9 46
Parma		690	405	147	91	1	46
TOWNS		14,971	8,322	3,232	2,580	4	833
GRAND TOTAL:		22,093	11,136	4,887	4,642	10	1,418

STATE SENATOR
61ST DISTRICT
DEMOCRATIC PRIMARY
DETAIL

LEGISLATIVE DISTRICT OR TOWN	ELECTION DISTRICT	TOTAL VOTES	KIM SMITH	JACQUALINE G. BERGER	JOAN ELIZABETH SEAMANS	SCATTER	BLANK AND VOID
			3A	4A	5A		
Leg. Dist. 24	3/23	195	116	39	14	0	26
	5/6/7/8/9/11/12/17/19/24	601	315	139	89	0	58
Leg. Dist. 24		796	431	178	103	0	84
Leg. Dist. 25	2/3/8/13/14/24	591	345	114	38	0	94
	4/6	186	102	49	13	0	22
	7/11	213	120	39	18	0	36
	29/30	114	70	24	5	0	15
Leg. Dist. 25		1,104	637	226	74	0	167
Leg. Dist. 27	1/4/5/6/9/17/19/23	1,233	714	270	77	0	172
	2/3/7/10/11/12/13/14/15/16/21	1,434	903	272	90	0	169
Leg. Dist. 27		2,667	1,617	542	167	0	341
CITY		4,567	2,685	946	344	0	592
Chili	1/7/9/11/12/15/19/20/25/27/28/31	847	381	230	136	1	99
	2/3/5/6/13/16/21/22/23/29	712	302	199	124	0	87
	4/8/10/14/17/18/24/26/30/32	688	276	196	147	0	69
Chili		2,247	959	625	407	1	255
Riga	1/2/3/4/5/6	308	114	74	89	1	30
Riga		308	114	74	89	1	30
TOWNS		2,555	1,073	699	496	2	285
GRAND TOTAL:		7,122	3,758	1,645	840	2	877

MEMBER OF ASSEMBLY
 134TH DISTRICT
 DEMOCRATIC PRIMARY
 DETAIL

LEGISLATIVE DISTRICT OR TOWN	ELECTION DISTRICT	TOTAL VOTES	CAROLYN D. CARROL 6A	DYLAN P. DAILOR 7A	SCATTER	BLANK AND VOID
Greece						
	1/2/15/16/34/35/38/43/44/54/58/70/71/74/76/79/82/84/89/90/98/99/102/103/106/107	1,578	1,084	310	2	182
	14/17/18/24/27/29/33/36/37/39/42/57/60/65/66/67/69/75/77/81/83/87/93/94/95/108/109	1,374	990	219	1	164
	3/28/45/52/53/62/64/72/73/80/85/86/88/91/92/96/97/100/101/104/105	1,238	870	236	1	131
	4/5/6/7/8/9/10/11/12/13/19/20/21/22/23/25/26/30/31/32/40/41/46/47/48/49/50/51/55/56/59/61/63/68/78	1,489	1,050	295	0	144
Greece		5,679	3,994	1,060	4	621
Ogden						
	1/2/3/4/5/6/7/8/9/10/11/12/13/14/15/16/17/18/19/20	1,061	741	161	1	158
Ogden		1,061	741	161	1	158
Parma						
	1/2/3/4/5/6/7/8/9/10/11/12/13/14/15	690	438	168	1	83
Parma		690	438	168	1	83
GRAND TOTAL:		7,430	5,173	1,389	6	862

MEMBER OF ASSEMBLY
 136TH DISTRICT
 DEMOCRATIC PRIMARY
 SUMMARY

LEGISLATIVE DISTRICT OR TOWN	TOTAL VOTES	SARAH CLARK 6A	JUSTIN F. WILCOX 7A	NELSON LOPATIN 8A	SCATTER	BLANK AND VOID
Leg. Dist. 07	181	94	48	18	1	20
Leg. Dist. 16	2	2	0	0	0	0
Leg. Dist. 21	481	313	100	28	0	40
Leg. Dist. 23	1,283	877	227	105	1	73
Leg. Dist. 26	1,265	703	339	85	2	136
Leg. Dist. 28	903	436	307	65	3	92
Leg. Dist. 29	304	171	91	25	1	16
CITY	4,419	2,596	1,112	326	8	377
Brighton	5,865	3,428	1,606	564	1	266
Irondequoit	5,252	3,186	1,307	387	1	371
TOWNS	11,117	6,614	2,913	951	2	637
GRAND TOTAL:	15,536	9,210	4,025	1,277	10	1,014

MEMBER OF ASSEMBLY
136TH DISTRICT
DEMOCRATIC PRIMARY
DETAIL

LEGISLATIVE DISTRICT OR TOWN	ELECTION DISTRICT	TOTAL VOTES	SARAH CLARK 6A	JUSTIN F. WILCOX 7A	NELSON LOPATIN 8A	SCATTER	BLANK AND VOID
Leg. Dist. 07							
	1/2	<u>181</u>	<u>94</u>	<u>48</u>	<u>18</u>	<u>1</u>	<u>20</u>
Leg. Dist. 07		181	94	48	18	1	20
Leg. Dist. 16							
	1	<u>2</u>	<u>2</u>	<u>0</u>	<u>0</u>	<u>0</u>	<u>0</u>
Leg. Dist. 16		2	2	0	0	0	0
Leg. Dist. 21							
	7/8	255	161	59	12	0	23
	20	68	48	14	5	0	1
	24	<u>158</u>	<u>104</u>	<u>27</u>	<u>11</u>	<u>0</u>	<u>16</u>
Leg. Dist. 21		481	313	100	28	0	40
Leg. Dist. 23							
	12/16/18/19/22/24/25/26/27	<u>1,283</u>	<u>877</u>	<u>227</u>	<u>105</u>	<u>1</u>	<u>73</u>
Leg. Dist. 23		1,283	877	227	105	1	73
Leg. Dist. 26							
	1/3/4/5/11/14	501	276	142	31	1	51
	2/12/16/17	245	124	68	21	1	31
	6/7/8/9/10/15	485	277	127	32	0	49
	13	<u>34</u>	<u>26</u>	<u>2</u>	<u>1</u>	<u>0</u>	<u>5</u>
Leg. Dist. 26		1,265	703	339	85	2	136
Leg. Dist. 28							
	1/2/4/6/9/18/20/21/29-17	651	318	231	41	3	58
	5/7/16	<u>252</u>	<u>118</u>	<u>76</u>	<u>24</u>	<u>0</u>	<u>34</u>
Leg. Dist. 28		903	436	307	65	3	92

MEMBER OF ASSEMBLY
136TH DISTRICT
DEMOCRATIC PRIMARY
DETAIL

LEGISLATIVE DISTRICT OR TOWN	ELECTION DISTRICT	TOTAL VOTES	SARAH CLARK 6A	JUSTIN F. WILCOX 7A	NELSON LOPATIN 8A	SCATTER	BLANK AND VOID
Leg. Dist. 29							
	8/22/23	109	53	42	7	1	6
	18/21	195	118	49	18	0	10
Leg. Dist. 29		304	171	91	25	1	16
CITY		4,419	2,596	1,112	326	8	377
Brighton							
	1/6/8/13/16/18/22/23/29/31/32/33/37/41/42/43	3,469	1,939	1,022	363	0	145
	2/10/14/17/20/21/26/30/35/36/40/44/45/46	1,101	666	265	107	1	62
	3/4/5/7/9/11/12/15/19/24/25/27/28/34/38/39	1,295	823	319	94	0	59
Brighton		5,865	3,428	1,606	564	1	266
Irondequoit							
	1/5/11/12/18/19/23/26/29/34/35/37/41/43/52/54/57/61/65/67	1,651	938	431	136	1	145
	2/3/9/14/25/28/33/36/39/40/44/45/48/50/53/59/60/64/66/68	1,260	768	304	93	0	95
	4/8/10/15/20/27/30/42/46/47/49/51/62/63	963	569	266	60	0	68
	6/7/13/16/17/21/22/24/31/32/38/55/56/58	1,378	911	306	98	0	63
Irondequoit		5,252	3,186	1,307	387	1	371
TOWNS		11,117	6,614	2,913	951	2	637
GRAND TOTAL:		15,536	9,210	4,025	1,277	10	1,014

MEMBER OF ASSEMBLY
137TH DISTRICT
DEMOCRATIC PRIMARY
SUMMARY

LEGISLATIVE DISTRICT OR TOWN	TOTAL VOTES	ERNEST S. FLAGLER	DEMOND L. MEEKS	ANN C. LEWIS	SILVANO D. ORSI	SCATTER	BLANK AND VOID
		6A	7A	8A	9A		
Leg. Dist. 21	915	350	374	112	16	0	63
Leg. Dist. 22	1,871	709	703	277	46	1	135
Leg. Dist. 23	78	12	38	17	6	0	5
Leg. Dist. 25	2,478	693	1,038	517	54	1	175
Leg. Dist. 27	3,119	980	1,533	431	40	0	135
Leg. Dist. 28	93	20	40	14	5	0	14
Leg. Dist. 29	686	299	230	92	22	0	43
CITY	9,240	3,063	3,956	1,460	189	2	570
Gates	2,032	453	710	585	170	0	114
TOWNS	2,032	453	710	585	170	0	114
GRAND TOTAL:	11,272	3,516	4,666	2,045	359	2	684

MEMBER OF ASSEMBLY
137TH DISTRICT
DEMOCRATIC PRIMARY
DETAIL

LEGISLATIVE DISTRICT OR TOWN	ELECTION DISTRICT	TOTAL VOTES	ERNEST S. FLAGLER	DEMOND L. MEEKS	ANN C. LEWIS	SILVANO D. ORSI	SCATTER	BLANK AND VOID
			6A	7A	8A	9A		
Leg. Dist. 21								
	5	85	18	42	15	2	0	8
	11	90	51	25	7	1	0	6
	13	88	23	46	12	3	0	4
	16	55	23	18	8	2	0	4
	18	93	39	35	14	0	0	5
	19	51	22	12	12	1	0	4
	21	98	46	42	5	0	0	5
	22	104	40	35	17	4	0	8
	23	91	28	45	8	1	0	9
	25	100	39	49	6	1	0	5
	27	60	21	25	8	1	0	5
Leg. Dist. 21		915	350	374	112	16	0	63
Leg. Dist. 22								
	1/8/12/17/20/22/23/27	555	238	200	73	15	0	29
	2/3/6/7/18/21/25/26	516	146	206	93	20	0	51
	4/5/13/15/16/19/29-20	404	180	130	55	7	0	32
	9/10/14	232	95	93	37	1	0	6
	11	125	39	49	17	3	1	16
	24	39	11	25	2	0	0	1
Leg. Dist. 22		1,871	709	703	277	46	1	135
Leg. Dist. 23								
	23	78	12	38	17	6	0	5
Leg. Dist. 23		78	12	38	17	6	0	5
Leg. Dist. 25								
	1/5/10/19/20/22/25/26/27	894	243	357	220	36	1	37
	2/3/8/13/14/24	591	160	257	103	7	0	64
	4/6	186	39	93	47	1	0	6
	7/11	213	76	83	39	2	0	13
	9/15/16/17/18/21/27-20	571	170	239	102	6	0	54
	23	23	5	9	6	2	0	1
Leg. Dist. 25		2,478	693	1,038	517	54	1	175
Leg. Dist. 27								
	1/4/5/6/9/17/19/23	1,233	360	647	155	21	0	50
	2/3/7/10/11/12/13/14/15/16/21	1,434	485	696	189	15	0	49
	8/18/22/25/26	452	135	190	87	4	0	36
Leg. Dist. 27		3,119	980	1,533	431	40	0	135

MEMBER OF ASSEMBLY
137TH DISTRICT
DEMOCRATIC PRIMARY
DETAIL

LEGISLATIVE DISTRICT OR TOWN	ELECTION DISTRICT	TOTAL VOTES	ERNEST S. FLAGLER	DEMOND L. MEEKS	ANN C. LEWIS	SILVANO D. ORSI	SCATTER	BLANK AND VOID
			6A	7A	8A	9A		
Leg. Dist. 28								
	3/12/17/19	93	20	40	14	5	0	14
Leg. Dist. 28		93	20	40	14	5	0	14
Leg. Dist. 29								
	2	22	7	11	1	0	0	3
	10/13/15/16/26	300	132	99	48	8	0	13
	11/12/14/24	364	160	120	43	14	0	27
Leg. Dist. 29		686	299	230	92	22	0	43
CITY		9,240	3,063	3,956	1,460	189	2	570
Gates								
	1/5/6/8/10/11/12/19/22/23/24/28/32	735	157	261	226	53	0	38
	2/3/4/14/15/16/20/21/25/27/30/31	752	166	279	199	69	0	39
	7/9/13/17/18/26/29/33/34/35	545	130	170	160	48	0	37
Gates		2,032	453	710	585	170	0	114
TOWNS		2,032	453	710	585	170	0	114
GRAND TOTAL:		11,272	3,516	4,666	2,045	359	2	684

MEMBER OF ASSEMBLY
138TH DISTRICT
DEMOCRATIC PRIMARY
SUMMARY

LEGISLATIVE DISTRICT OR TOWN	TOTAL VOTES	ALEX R. YUDELSON 6A	HARRY B. BRONSON 7A	SCATTER	BLANK AND VOID
Leg. Dist. 21	1,743	623	1,047	3	70
Leg. Dist. 23	2,043	798	1,189	1	55
Leg. Dist. 24	2,474	795	1,614	1	64
Leg. Dist. 25	262	88	168	0	6
Leg. Dist. 28	500	186	278	0	36
Leg. Dist. 29	417	165	221	2	29
CITY	7,439	2,655	4,517	7	260
Chili	2,247	900	1,254	0	93
Henrietta	3,914	2,047	1,754	0	113
TOWNS	6,161	2,947	3,008	0	206
GRAND TOTAL:	13,600	5,602	7,525	7	466

MEMBER OF ASSEMBLY
138TH DISTRICT
DEMOCRATIC PRIMARY
DETAIL

LEGISLATIVE DISTRICT OR TOWN	ELECTION DISTRICT	TOTAL VOTES	ALEX R. YUDELSON	HARRY B. BRONSON	SCATTER	BLANK AND VOID
			6A	7A		
Leg. Dist. 21						
	1/2/12/14/17	606	175	413	1	17
	3	64	16	41	0	7
	4	70	27	36	0	7
	6/9/10/23-13/23-17	791	332	430	1	28
	15	160	58	93	0	9
	26	52	15	34	1	2
Leg. Dist. 21		1,743	623	1,047	3	70
Leg. Dist. 23						
	1/2/3/4/5/6/7/8/9/10/11/14/15/20/21 28/29	1,866 177	740 58	1,076 113	1 0	49 6
Leg. Dist. 23		2,043	798	1,189	1	55
Leg. Dist. 24						
	1/2/20/22	423	109	309	0	5
	3/23	195	65	129	0	1
	4/10/13/14/15/16/18/21	1,255	406	814	1	34
	5/6/7/8/9/11/12/17/19/24	601	215	362	0	24
Leg. Dist. 24		2,474	795	1,614	1	64
Leg. Dist. 25						
	12/28	148	45	101	0	2
	29/30	114	43	67	0	4
Leg. Dist. 25		262	88	168	0	6
Leg. Dist. 28						
	8/11/13/15/22	243	88	137	0	18
	10/14/29-7/29-25	257	98	141	0	18
Leg. Dist. 28		500	186	278	0	36
Leg. Dist. 29						
	1	9	8	1	0	0
	3	6	1	4	0	1
	4/6/9	290	117	150	1	22
	5/19	109	36	66	1	6
	28	3	3	0	0	0
Leg. Dist. 29		417	165	221	2	29
CITY		7,439	2,655	4,517	7	260
Chili						
	1/7/9/11/12/15/19/20/25/27/28/31	847	346	459	0	42
	2/3/5/6/13/16/21/22/23/29	712	289	394	0	29
	4/8/10/14/17/18/24/26/30/32	688	265	401	0	22
Chili		2,247	900	1,254	0	93

MEMBER OF ASSEMBLY
138TH DISTRICT
DEMOCRATIC PRIMARY
DETAIL

LEGISLATIVE DISTRICT OR TOWN	ELECTION DISTRICT	TOTAL VOTES	ALEX R. YUDELSON	HARRY B. BRONSON	SCATTER	BLANK AND VOID
			6A	7A		
Henrietta	1	107	65	40	0	2
	2/19/20/35	494	260	219	0	15
	3/9/14/24/33	382	180	195	0	7
	4	128	63	58	0	7
	5	78	36	41	0	1
	6/17/18/25/27/31	561	289	258	0	14
	7/22/32/34	447	249	182	0	16
	8	99	39	58	0	2
	10	65	32	30	0	3
	11	108	63	41	0	4
	12	72	37	34	0	1
	13	187	104	77	0	6
	15	132	72	58	0	2
	16/28	168	97	67	0	4
	21	73	45	26	0	2
	23	95	48	46	0	1
	26	146	79	64	0	3
	29	331	164	151	0	16
	30	241	125	109	0	7
Henrietta		<u>3,914</u>	<u>2,047</u>	<u>1,754</u>	<u>0</u>	<u>113</u>
TOWNS		<u>6,161</u>	<u>2,947</u>	<u>3,008</u>	<u>0</u>	<u>206</u>
GRAND TOTAL:		<u><u>13,600</u></u>	<u><u>5,602</u></u>	<u><u>7,525</u></u>	<u><u>7</u></u>	<u><u>466</u></u>

COUNTY CLERK
DEMOCRATIC PRIMARY
SUMMARY

LEGISLATIVE DISTRICT OR TOWN	TOTAL VOTES	JAMIE L ROMEO	JENNIFER L BOUTTE	SCATTER	BLANK AND VOID
		10A	11A		
Leg. Dist. 07	181	116	47	1	17
Leg. Dist. 16	2	2	0	0	0
Leg. Dist. 21	3,139	1,358	1,476	1	304
Leg. Dist. 22	1,871	678	963	0	230
Leg. Dist. 23	3,404	1,836	1,304	2	262
Leg. Dist. 24	2,474	1,279	1,001	1	193
Leg. Dist. 25	2,740	1,026	1,454	0	260
Leg. Dist. 26	1,265	672	496	2	95
Leg. Dist. 27	3,119	1,060	1,777	0	282
Leg. Dist. 28	1,496	634	723	4	135
Leg. Dist. 29	1,407	552	705	0	150
CITY	21,098	9,213	9,946	11	1,928
Brighton	5,865	3,802	1,764	3	296
Chili	2,247	1,148	884	0	215
Clarkson	340	187	127	0	26
East Rochester	450	217	161	1	71
Gates	2,032	1,007	914	0	111
Greece	5,679	3,030	2,217	0	432
Hamlin	365	196	126	0	43
Henrietta	3,914	1,923	1,657	3	331
Irondequoit	5,252	3,464	1,465	2	321
Mendon	963	568	375	0	20
Ogden	1,061	544	381	1	135
Parma	690	401	218	1	70
Penfield	3,468	1,866	1,165	1	436
Perinton	5,091	2,785	1,732	1	573
Pittsford	3,440	1,906	1,234	3	297
Riga	308	197	80	1	30
Rush	340	200	128	2	10
Sweden	694	414	176	0	104
Webster	2,935	1,568	950	2	415
Wheatland	355	190	155	0	10
TOWNS	45,489	25,613	15,909	21	3,946
GRAND TOTAL:	66,587	34,826	25,855	32	5,874

COUNTY CLERK
DEMOCRATIC PRIMARY
DETAIL

LEGISLATIVE DISTRICT OR TOWN	ELECTION DISTRICT	TOTAL VOTES	JAMIE L. ROMEO 10A	JENNIFER L. BOUTTE 11A	SCATTER	BLANK AND VOID
Leg. Dist. 07	1/2	181	116	47	1	17
Leg. Dist. 07		181	116	47	1	17
Leg. Dist. 16	1	2	2	0	0	0
Leg. Dist. 16		2	2	0	0	0
Leg. Dist. 21	1/2/12/14/17	606	280	281	0	45
	3	64	26	31	0	7
	4	70	21	41	0	8
	5	85	37	39	0	9
	6/9/10/23-13/23-17	791	413	311	0	67
	7/8	255	125	111	0	19
	11	90	30	49	0	11
	13	88	27	50	0	11
	15	160	54	84	0	22
	16	55	19	32	0	4
	18	93	21	52	0	20
	19	51	20	22	0	9
	20	68	36	29	0	3
	21	98	38	53	0	7
	22	104	28	59	0	17
	23	91	35	44	0	12
	24	158	90	56	0	12
	25	100	25	63	0	12
	26	52	18	29	1	4
	27	60	15	40	0	5
Leg. Dist. 21		3,139	1,358	1,476	1	304

COUNTY CLERK
DEMOCRATIC PRIMARY
DETAIL

LEGISLATIVE DISTRICT OR TOWN	ELECTION DISTRICT	TOTAL VOTES	JAMIE L. ROMEO 10A	JENNIFER L. BOUTTE 11A	SCATTER	BLANK AND VOID
Leg. Dist. 22	1/8/12/17/20/22/23/27	555	183	300	0	72
	2/3/6/7/18/21/25/26	516	221	222	0	73
	4/5/13/15/16/19/29-20	404	145	216	0	43
	9/10/14	232	88	130	0	14
	11	125	35	68	0	22
	24	39	6	27	0	6
Leg. Dist. 22		1,871	678	963	0	230
Leg. Dist. 23	1/2/3/4/5/6/7/8/9/10/11/14/15/20/21	1,866	942	766	1	157
	12/16/18/19/22/24/25/26/27	1,283	777	417	1	88
	23	78	39	34	0	5
	28/29	177	78	87	0	12
Leg. Dist. 23		3,404	1,836	1,304	2	262
Leg. Dist. 24	1/2/20/22	423	243	148	1	31
	3/23	195	108	73	0	14
	4/10/13/14/15/16/18/21	1,255	619	542	0	94
	5/6/7/8/9/11/12/17/19/24	601	309	238	0	54
Leg. Dist. 24		2,474	1,279	1,001	1	193
Leg. Dist. 25	1/5/10/19/20/22/25/26/27	894	393	429	0	72
	2/3/8/13/14/24	591	196	318	0	77
	4/6	186	82	91	0	13
	7/11	213	63	128	0	22
	9/15/16/17/18/21/27-20	571	162	351	0	58
	12/28	148	64	79	0	5
	23	23	10	12	0	1

COUNTY CLERK
DEMOCRATIC PRIMARY
DETAIL

LEGISLATIVE DISTRICT OR TOWN	ELECTION DISTRICT	TOTAL VOTES	JAMIE L. ROMEO 10A	JENNIFER L. BOUETTE 11A	SCATTER	BLANK AND VOID
Leg. Dist. 25	29/30	114	56	46	0	12
Leg. Dist. 25		2,740	1,026	1,454	0	260
Leg. Dist. 26	1/3/4/5/11/14	501	293	174	1	33
	2/12/16/17	245	139	88	1	17
	6/7/8/9/10/15	485	218	224	0	43
	13	34	22	10	0	2
Leg. Dist. 26		1,265	672	496	2	95
Leg. Dist. 27	1/4/5/6/9/17/19/23	1,233	439	689	0	105
	2/3/7/10/11/12/13/14/15/16/21	1,434	458	843	0	133
	8/18/22/25/26	452	163	245	0	44
Leg. Dist. 27		3,119	1,060	1,777	0	282
Leg. Dist. 28	1/2/4/6/9/18/20/21/29-17	651	295	310	4	42
	3/12/17/19	93	38	45	0	10
	5/7/16	252	108	116	0	28
	8/11/13/15/22	243	97	124	0	22
	10/14/29-7/29-25	257	96	128	0	33
Leg. Dist. 28		1,496	634	723	4	135
Leg. Dist. 29	1	9	4	5	0	0
	2	22	14	4	0	4
	3	6	2	3	0	1
	4/6/9	290	96	152	0	42
	5/19	109	46	57	0	6
	8/22/23	109	53	42	0	14

COUNTY CLERK
DEMOCRATIC PRIMARY
DETAIL

LEGISLATIVE DISTRICT OR TOWN	ELECTION DISTRICT	TOTAL VOTES	JAMIE L. ROMEO 10A	JENNIFER L. BOUETTE 11A	SCATTER	BLANK AND VOID
Leg. Dist. 29	10/13/15/16/26	300	106	163	0	31
	11/12/14/24	364	132	189	0	43
	18/21	195	98	88	0	9
	28	3	1	2	0	0
Leg. Dist. 29		1,407	552	705	0	150
CITY		21,098	9,213	9,946	11	1,928
Brighton	1/6/8/13/16/18/22/23/29/31/32/33/37/41/42/43	3,469	2,372	934	1	162
	2/10/14/17/20/21/26/30/35/36/40/44/45/46	1,101	616	417	1	67
	3/4/5/7/9/11/12/15/19/24/25/27/28/34/38/39	1,295	814	413	1	67
Brighton		5,865	3,802	1,764	3	296
Chili	1/7/9/11/12/15/19/20/25/27/28/31	847	429	334	0	84
	2/3/5/6/13/16/21/22/23/29	712	351	282	0	79
	4/8/10/14/17/18/24/26/30/32	688	368	268	0	52
Chili		2,247	1,148	884	0	215
Clarkson	1/3/4/5/6	329	180	126	0	23
	2	11	7	1	0	3
Clarkson		340	187	127	0	26
East Rochester	1/2/3/4/5/6/7	450	217	161	1	71
East Rochester		450	217	161	1	71
Gates	1/5/6/8/10/11/12/19/22/23/24/28/32	735	369	331	0	35
	2/3/4/14/15/16/20/21/25/27/30/31	752	363	346	0	43

COUNTY CLERK
DEMOCRATIC PRIMARY
DETAIL

LEGISLATIVE DISTRICT OR TOWN	ELECTION DISTRICT	TOTAL VOTES	JAMIE L. ROMEO 10A	JENNIFER L. BOUETTE 11A	SCATTER	BLANK AND VOID
Gates	7/9/13/17/18/26/29/33/34/35	545	275	237	0	33
Gates		2,032	1,007	914	0	111
Greece	1/2/15/16/34/35/38/43/44/54/58/70/71/74/76/79/82/84/89/90/98/99/102/103/106/107	1,578	820	628	0	130
	3/28/45/52/53/62/64/72/73/80/85/86/88/91/92/96/97/100/101/104/105	1,238	702	440	0	96
	4/5/6/7/8/9/10/11/12/13/19/20/21/22/23/25/26/30/31/32/40/41/46/47/48/49/50/51/55/56/59/61/63/68/78	1,489	776	617	0	96
	14/17/18/24/27/29/33/36/37/39/42/57/60/65/66/67/69/75/77/81/83/87/93/94/95/108/109	1,374	732	532	0	110
Greece		5,679	3,030	2,217	0	432
Hamlin	1/3/6/7/8	209	109	75	0	25
	2/4/5/9/10	156	87	51	0	18
Hamlin		365	196	126	0	43
Henrietta	1	107	64	35	0	8
	2/19/20/35	494	221	234	0	39
	3/9/14/24/33	382	176	185	0	21
	4	128	66	52	0	10
	5	78	42	29	1	6
	6/17/18/25/27/31	561	297	212	1	51
	7/22/32/34	447	245	162	0	40
	8	99	50	34	0	15
	10	65	34	24	0	7
	11	108	52	51	0	5
	12	72	29	35	0	8
	13	187	84	84	0	19
	15	132	48	77	0	7
	16/28	168	102	52	0	14

COUNTY CLERK
DEMOCRATIC PRIMARY
DETAIL

LEGISLATIVE DISTRICT OR TOWN	ELECTION DISTRICT	TOTAL VOTES	JAMIE L. ROMEO 10A	JENNIFER L. BOUETTE 11A	SCATTER	BLANK AND VOID
Henrietta	21	73	41	24	0	8
	23	95	47	46	0	2
	26	146	79	52	0	15
	29	331	130	163	0	38
	30	241	116	106	1	18
Henrietta		3,914	1,923	1,657	3	331
Irondequoit	1/5/11/12/18/19/23/26/29/34/35/37/41/43/52/54/57/61/65/67	1,651	1,003	513	0	135
	2/3/9/14/25/28/33/36/39/40/44/45/48/50/53/59/60/64/66/68	1,260	807	362	2	89
	4/8/10/15/20/27/30/42/46/47/49/51/62/63	963	728	189	0	46
	6/7/13/16/17/21/22/24/31/32/38/55/56/58	1,378	926	401	0	51
Irondequoit		5,252	3,464	1,465	2	321
Mendon	1/2/4/8/9	520	306	206	0	8
	3/5/6/7	443	262	169	0	12
Mendon		963	568	375	0	20
Ogden	1/2/3/4/5/6/7/8/9/10/11/12/13/14/15/16/17/18/19/20	1,061	544	381	1	135
Ogden		1,061	544	381	1	135
Parma	1/2/3/4/5/6/7/8/9/10/11/12/13/14/15	690	401	218	1	70
Parma		690	401	218	1	70
Penfield	1/2/7/8/10/11/15/16/21/27/28/29/31/32/35	1,140	601	389	0	150
	3/4/14/18/19/23/30/36/39/41	898	464	313	0	121

COUNTY CLERK
DEMOCRATIC PRIMARY
DETAIL

LEGISLATIVE DISTRICT OR TOWN	ELECTION DISTRICT	TOTAL VOTES	JAMIE L. ROMEO 10A	JENNIFER L. BOUETTE 11A	SCATTER	BLANK AND VOID
Penfield	5/6/9/12/13/17/20/22/24/25/26/33/34/37/38/40/42	1,430	801	463	1	165
Penfield		3,468	1,866	1,165	1	436
Perinton	1/15/19/23/26/31/39/40/45/48	880	484	314	0	82
	2/3/8/13/17/27/28/32/33/35/44/49/51/52/53/55	1,321	733	426	0	162
	4/5/6/7/10/11/12/14/16/18/20/21/22/25/29/38/41/46/54	1,553	840	534	1	178
	9/24/30/34/36/37/42/43/47/50/56	1,337	728	458	0	151
Perinton		5,091	2,785	1,732	1	573
Pittsford	1/2/3/4/5/7/12/16/17/20/21/24/25/26/27	1,566	880	543	2	141
	6/8/9/10/11/13/14/15/18/19/22/23/28/29/30/31/32/33/34	1,874	1,026	691	1	156
Pittsford		3,440	1,906	1,234	3	297
Riga	1/2/3/4/5/6	308	197	80	1	30
Riga		308	197	80	1	30
Rush	1/2/3/4	340	200	128	2	10
Rush		340	200	128	2	10
Sweden	1/2/3/4/5/6/7/8/9/10/11/12	694	414	176	0	104
Sweden		694	414	176	0	104
Webster	1/2/4/5/14/16/21/23/25/26/29/30/31/32/35/38	1,112	600	349	2	161
	3/9/10/17/20/24/28/33/34/36/41/42	947	504	327	0	116
	6/7/8/11/12/13/15/18/19/22/27/37/39/40/43	876	464	274	0	138
Webster		2,935	1,568	950	2	415

COUNTY CLERK
DEMOCRATIC PRIMARY
DETAIL

LEGISLATIVE DISTRICT OR TOWN	ELECTION DISTRICT
Wheatland	1/2/3/4/5
Wheatland	
TOWNS	
GRAND TOTAL:	

TOTAL VOTES	JAMIE L. ROMEO 10A	JENNIFER L. BOUTTE 11A	SCATTER	BLANK AND VOID
355	190	155	0	10
355	190	155	0	10
45,489	25,613	15,909	21	3,946
66,587	34,826	25,855	32	5,874

TOWN OF PITTSFORD
TOWN JUSTICE
DEMOCRATIC PRIMARY
DETAIL

<u>LEGISLATIVE DISTRICT OR TOWN</u>	<u>ELECTION DISTRICT</u>	<u>TOTAL VOTES</u>	<u>MICHAEL T. ANSALDI 12A</u>	<u>MICHAEL J. NOLAN 13A</u>	<u>SCATTER</u>	<u>BLANK AND VOID</u>
Pittsford	1/2/3/4/5/7/12/16/17/20/21/24/25/26/27	1,566	984	463	1	118
	6/8/9/10/11/13/14/15/18/19/22/23/28/29/30/31/32/33/34	1,874	1,222	506	1	145
GRAND TOTAL:		<u>3,440</u>	<u>2,206</u>	<u>969</u>	<u>2</u>	<u>263</u>

MEMBER OF STATE COMMITTEE FEMALE
 138TH DISTRICT
 DEMOCRATIC PRIMARY
 SUMMARY

LEGISLATIVE DISTRICT OR TOWN	TOTAL VOTES	LOVELY A. WARREN 12A	KATHLEEN M. IANNONE 13A	SCATTER	BLANK AND VOID
Leg. Dist. 21	1,743	949	688	0	106
Leg. Dist. 23	2,043	967	942	3	131
Leg. Dist. 24	2,474	1,117	1,202	1	154
Leg. Dist. 25	262	125	116	0	21
Leg. Dist. 28	500	377	104	0	19
Leg. Dist. 29	417	310	86	0	21
CITY	7,439	3,845	3,138	4	452
Chili	2,247	1,082	1,055	1	109
Henrietta	3,914	1,977	1,717	2	218
TOWNS	6,161	3,059	2,772	3	327
GRAND TOTAL:	13,600	6,904	5,910	7	779

MEMBER OF STATE COMMITTEE FEMALE
138TH DISTRICT
DEMOCRATIC PRIMARY
DETAIL

LEGISLATIVE DISTRICT OR TOWN	ELECTION DISTRICT	TOTAL VOTES	LOVELY A. WARREN 12A	KATHLEEN M. IANNONE 13A	SCATTER	BLANK AND VOID
Leg. Dist. 21						
	1/2/12/14/17	606	302	273	0	31
	3	64	47	14	0	3
	4	70	55	10	0	5
	6/9/10/23-13/23-17	791	415	324	0	52
	15	160	107	45	0	8
	26	52	23	22	0	7
Leg. Dist. 21		1,743	949	688	0	106
Leg. Dist. 23						
	1/2/3/4/5/6/7/8/9/10/11/14/15/20/21	1,866	885	856	3	122
	28/29	177	82	86	0	9
Leg. Dist. 23		2,043	967	942	3	131
Leg. Dist. 24						
	1/2/20/22	423	201	193	0	29
	3/23	195	92	88	0	15
	4/10/13/14/15/16/18/21	1,255	521	658	1	75
	5/6/7/8/9/11/12/17/19/24	601	303	263	0	35
Leg. Dist. 24		2,474	1,117	1,202	1	154
Leg. Dist. 25						
	12/28	148	75	63	0	10
	29/30	114	50	53	0	11
Leg. Dist. 25		262	125	116	0	21
Leg. Dist. 28						
	8/11/13/15/22	243	189	45	0	9
	10/14/29-7/29-25	257	188	59	0	10
Leg. Dist. 28		500	377	104	0	19
Leg. Dist. 29						
	1	9	9	0	0	0
	3	6	5	1	0	0
	4/6/9	290	208	65	0	17
	5/19	109	85	20	0	4
	28	3	3	0	0	0
Leg. Dist. 29		417	310	86	0	21
CITY		7,439	3,845	3,138	4	452

MEMBER OF STATE COMMITTEE FEMALE
138TH DISTRICT
DEMOCRATIC PRIMARY
DETAIL

LEGISLATIVE DISTRICT OR TOWN	ELECTION DISTRICT	TOTAL VOTES	LOVELY A. WARREN	KATHLEEN M. IANNONE	SCATTER	BLANK AND VOID
			12A	13A		
Chili						
	1/7/9/11/12/15/19/20/25/27/28/31	847	415	394	0	38
	2/3/5/6/13/16/21/22/23/29	712	356	312	0	44
	4/8/10/14/17/18/24/26/30/32	688	311	349	1	27
Chili		2,247	1,082	1,055	1	109
Henrietta						
	1	107	57	46	0	4
	2/19/20/35	494	250	215	1	28
	3/9/14/24/33	382	198	174	0	10
	4	128	69	53	0	6
	5	78	32	42	0	4
	6/17/18/25/27/31	561	253	275	1	32
	7/22/32/34	447	237	186	0	24
	8	99	28	60	0	11
	10	65	32	26	0	7
	11	108	64	41	0	3
	12	72	35	31	0	6
	13	187	118	61	0	8
	15	132	63	60	0	9
	16/28	168	76	79	0	13
	21	73	31	37	0	5
	23	95	43	48	0	4
	26	146	61	76	0	9
	29	331	193	115	0	23
	30	241	137	92	0	12
Henrietta		3,914	1,977	1,717	2	218
TOWNS		6,161	3,059	2,772	3	327
GRAND TOTAL:		13,600	6,904	5,910	7	779

MEMBER OF STATE COMMITTEE MALE
138TH DISTRICT
DEMOCRATIC PRIMARY
SUMMARY

LEGISLATIVE DISTRICT OR TOWN	TOTAL VOTES	FRANK KEOPHETLASY	JOSHUA P. BAUROTH	SCATTER	BLANK AND VOID
		14A	15A		
Leg. Dist. 21	1,743	660	742	2	339
Leg. Dist. 23	2,043	864	809	5	365
Leg. Dist. 24	2,474	938	1,169	3	364
Leg. Dist. 25	262	103	106	0	53
Leg. Dist. 28	500	194	218	0	88
Leg. Dist. 29	417	149	203	0	65
CITY	7,439	2,908	3,247	10	1,274
Chili	2,247	957	917	3	370
Henrietta	3,914	1,622	1,664	6	622
TOWNS	6,161	2,579	2,581	9	992
GRAND TOTAL:	13,600	5,487	5,828	19	2,266

MEMBER OF STATE COMMITTEE MALE
138TH DISTRICT
DEMOCRATIC PRIMARY
DETAIL

LEGISLATIVE DISTRICT OR TOWN	ELECTION DISTRICT	TOTAL VOTES	FRANK KEOPHETLASY		SCATTER	BLANK AND VOID
			14A	JOSHUA P. BAUROTH 15A		
Leg. Dist. 21	1/2/12/14/17	606	230	272	2	102
	3	64	16	30	0	18
	4	70	27	25	0	18
	6/9/10/23-13/23-17	791	315	323	0	153
	15	160	50	74	0	36
	26	52	22	18	0	12
Leg. Dist. 21		1,743	660	742	2	339
Leg. Dist. 23	1/2/3/4/5/6/7/8/9/10/11/14/15/20/21 28/29	1,866 177	780 84	737 72	5 0	344 21
Leg. Dist. 23		2,043	864	809	5	365
Leg. Dist. 24	1/2/20/22	423	147	194	0	82
	3/23	195	67	96	0	32
	4/10/13/14/15/16/18/21	1,255	461	626	3	165
	5/6/7/8/9/11/12/17/19/24	601	263	253	0	85
Leg. Dist. 24		2,474	938	1,169	3	364
Leg. Dist. 25	12/28	148	58	62	0	28
	29/30	114	45	44	0	25
Leg. Dist. 25		262	103	106	0	53
Leg. Dist. 28	8/11/13/15/22	243	98	115	0	30
	10/14/29-7/29-25	257	96	103	0	58
Leg. Dist. 28		500	194	218	0	88
Leg. Dist. 29	1	9	7	2	0	0
	3	6	2	2	0	2
	4/6/9	290	106	136	0	48
	5/19	109	33	61	0	15
	28	3	1	2	0	0
Leg. Dist. 29		417	149	203	0	65
CITY		7,439	2,908	3,247	10	1,274
Chili	1/7/9/11/12/15/19/20/25/27/28/31	847	366	338	1	142
	2/3/5/6/13/16/21/22/23/29	712	300	285	1	126
	4/8/10/14/17/18/24/26/30/32	688	291	294	1	102
Chili		2,247	957	917	3	370

MEMBER OF STATE COMMITTEE MALE
138TH DISTRICT
DEMOCRATIC PRIMARY
DETAIL

LEGISLATIVE DISTRICT OR TOWN	ELECTION DISTRICT	TOTAL VOTES	FRANK KEOPHETLASY	JOSHUA P. BAUROTH	SCATTER	BLANK AND VOID
			14A	15A		
Henrietta	1	107	34	56	0	17
	2/19/20/35	494	215	206	1	72
	3/9/14/24/33	382	182	169	3	28
	4	128	42	64	0	22
	5	78	25	35	1	17
	6/17/18/25/27/31	561	259	212	1	89
	7/22/32/34	447	203	170	0	74
	8	99	37	39	0	23
	10	65	21	27	0	17
	11	108	43	46	0	19
	12	72	22	37	0	13
	13	187	65	82	0	40
	15	132	49	68	0	15
	16/28	168	70	68	0	30
	21	73	36	20	0	17
	23	95	38	42	0	15
	26	146	59	62	0	25
	29	331	123	155	0	53
	30	241	99	106	0	36
Henrietta		<u>3,914</u>	<u>1,622</u>	<u>1,664</u>	<u>6</u>	<u>622</u>
TOWNS		<u>6,161</u>	<u>2,579</u>	<u>2,581</u>	<u>9</u>	<u>992</u>
GRAND TOTAL:		<u><u>13,600</u></u>	<u><u>5,487</u></u>	<u><u>5,828</u></u>	<u><u>19</u></u>	<u><u>2,266</u></u>

REPRESENTATIVE IN CONGRESS
27TH DISTRICT
REPUBLICAN PRIMARY
DETAIL

LEGISLATIVE DISTRICT OR TOWN	ELECTION DISTRICT	TOTAL VOTES	STEFAN I. MYCHAJLW, JR.	BETH PARLATO	CHRIS JACOBS	SCATTER	BLANK AND VOID
			1B	2B	3B		
Clarkson	2	<u>7</u>	<u>0</u>	<u>0</u>	<u>7</u>	<u>0</u>	<u>0</u>
Clarkson		<u>7</u>	<u>0</u>	<u>0</u>	<u>7</u>	<u>0</u>	<u>0</u>
Hamlin	1/3/6/7/8	312	15	54	239	0	4
	2/4/5/9/10	<u>375</u>	<u>17</u>	<u>73</u>	<u>280</u>	<u>0</u>	<u>5</u>
Hamlin		<u>687</u>	<u>32</u>	<u>127</u>	<u>519</u>	<u>0</u>	<u>9</u>
Mendon	1/2/4/8/9	342	16	110	209	3	4
	3/5/6/7	<u>392</u>	<u>33</u>	<u>102</u>	<u>248</u>	<u>3</u>	<u>6</u>
Mendon		<u>734</u>	<u>49</u>	<u>212</u>	<u>457</u>	<u>6</u>	<u>10</u>
Rush	1/2/3/4	<u>456</u>	<u>19</u>	<u>112</u>	<u>266</u>	<u>1</u>	<u>58</u>
Rush		<u>456</u>	<u>19</u>	<u>112</u>	<u>266</u>	<u>1</u>	<u>58</u>
Wheatland	1/2/3/4/5	<u>319</u>	<u>20</u>	<u>98</u>	<u>197</u>	<u>0</u>	<u>4</u>
Wheatland		<u>319</u>	<u>20</u>	<u>98</u>	<u>197</u>	<u>0</u>	<u>4</u>
GRAND TOTAL:		<u><u>2,203</u></u>	<u><u>120</u></u>	<u><u>549</u></u>	<u><u>1,446</u></u>	<u><u>7</u></u>	<u><u>81</u></u>

TOWN OF OGDEN
SUPERINTENDENT OF HIGHWAYS
1 YEAR TERM
REPUBLICAN PRIMARY
DETAIL

<u>LEGISLATIVE DISTRICT OR TOWN</u>	<u>ELECTION DISTRICT</u>	<u>TOTAL VOTES</u>	RICHARD S. VARGO <u>4B</u>	DAN WOLF <u>5B</u>	<u>SCATTER</u>	<u>BLANK AND VOID</u>
Ogden	1/2/3/4/5/6/7/8/9/10/11/12/13/14/15/16/17/18/19/20	<u>1,280</u>	<u>560</u>	<u>717</u>	<u>1</u>	<u>2</u>
GRAND TOTAL:		<u><u>1,280</u></u>	<u><u>560</u></u>	<u><u>717</u></u>	<u><u>1</u></u>	<u><u>2</u></u>

TOWN OF RUSH
MEMBER OF TOWN COUNCIL
1 YEAR TERM
REPUBLICAN PRIMARY
DETAIL

LEGISLATIVE DISTRICT OR TOWN	ELECTION DISTRICT	TOTAL VOTES	PHYLLIS P. WICKERHAM 4B	CARL AST 5B	SCATTER	BLANK AND VOID
Rush	1/2/3/4	456	221	213	0	22
GRAND TOTAL:		<u>456</u>	<u>221</u>	<u>213</u>	<u>0</u>	<u>22</u>

COUNTY COURT JUDGE
WORKING FAMILIES PRIMARY
SUMMARY

LEGISLATIVE DISTRICT OR TOWN	TOTAL VOTES	MEREDITH A. VACCA	DEREK M. HARNSBERGER	SCATTER	BLANK AND VOID
		1D	2D		
Leg. Dist. 07	0	0	0	0	0
Leg. Dist. 16	0	0	0	0	0
Leg. Dist. 21	9	3	4	0	2
Leg. Dist. 22	0	0	0	0	0
Leg. Dist. 23	5	5	0	0	0
Leg. Dist. 24	7	7	0	0	0
Leg. Dist. 25	5	3	1	1	0
Leg. Dist. 26	4	1	1	1	1
Leg. Dist. 27	7	4	3	0	0
Leg. Dist. 28	4	3	1	0	0
Leg. Dist. 29	1	0	1	0	0
CITY	42	26	11	2	3
Brighton	10	9	0	0	1
Chili	12	10	2	0	0
Clarkson	1	1	0	0	0
East Rochester	0	0	0	0	0
Gates	4	2	2	0	0
Greece	21	13	6	0	2
Hamlin	1	0	1	0	0
Henrietta	11	9	2	0	0
Irondequoit	11	7	2	0	2
Mendon	1	1	0	0	0
Ogden	5	1	2	0	2
Parma	2	2	0	0	0
Penfield	9	7	1	0	1
Perinton	7	2	3	0	2
Pittsford	6	5	0	0	1
Riga	1	1	0	0	0
Rush	3	1	2	0	0
Sweden	1	1	0	0	0
Webster	7	3	0	0	4
Wheatland	1	1	0	0	0
TOWNS	114	76	23	0	15
GRAND TOTAL:	156	102	34	2	18

COUNTY COURT JUDGE
WORKING FAMILIES PRIMARY
DETAIL

LEGISLATIVE DISTRICT OR TOWN	ELECTION DISTRICT	TOTAL VOTES	MEREDITH A. VACCA 1D	DEREK M. HARNSBERGER 2D	SCATTER	BLANK AND VOID
Leg. Dist. 07	1/2	0	0	0	0	0
Leg. Dist. 07		0	0	0	0	0
Leg. Dist. 16	1	0	0	0	0	0
Leg. Dist. 16		0	0	0	0	0
Leg. Dist. 21	1/2/12/14/17	3	2	1	0	0
	3	1	0	0	0	1
	4	0	0	0	0	0
	5	0	0	0	0	0
	6/9/10/23-13/23-17	1	0	1	0	0
	7/8	0	0	0	0	0
	11	0	0	0	0	0
	13	0	0	0	0	0
	15	1	0	0	0	1
	16	0	0	0	0	0
	18	0	0	0	0	0
	19	0	0	0	0	0
	20	0	0	0	0	0
	21	0	0	0	0	0
	22	1	1	0	0	0
	23	1	0	1	0	0
	24	0	0	0	0	0
	25	0	0	0	0	0
	26	0	0	0	0	0
	27	1	0	1	0	0
Leg. Dist. 21		9	3	4	0	2

COUNTY COURT JUDGE
WORKING FAMILIES PRIMARY
DETAIL

LEGISLATIVE DISTRICT OR TOWN	ELECTION DISTRICT	TOTAL VOTES	MEREDITH A. VACCA 1D	DEREK M. HARNSBERGER 2D	SCATTER	BLANK AND VOID
Leg. Dist. 22	1/8/12/17/20/22/23/27	0	0	0	0	0
	2/3/6/7/18/21/25/26	0	0	0	0	0
	4/5/13/15/16/19/29-20	0	0	0	0	0
	9/10/14	0	0	0	0	0
	11	0	0	0	0	0
	24	0	0	0	0	0
Leg. Dist. 22		0	0	0	0	0
Leg. Dist. 23	1/2/3/4/5/6/7/8/9/10/11/14/15/20/21	4	4	0	0	0
	12/16/18/19/22/24/25/26/27	1	1	0	0	0
	23	0	0	0	0	0
	28/29	0	0	0	0	0
Leg. Dist. 23		5	5	0	0	0
Leg. Dist. 24	1/2/20/22	1	1	0	0	0
	3/23	0	0	0	0	0
	4/10/13/14/15/16/18/21	6	6	0	0	0
	5/6/7/8/9/11/12/17/19/24	0	0	0	0	0
Leg. Dist. 24		7	7	0	0	0
Leg. Dist. 25	1/5/10/19/20/22/25/26/27	1	1	0	0	0
	2/3/8/13/14/24	1	0	0	1	0
	4/6	1	1	0	0	0
	7/11	0	0	0	0	0
	9/15/16/17/18/21/27-20	2	1	1	0	0
	12/28	0	0	0	0	0
	23	0	0	0	0	0

COUNTY COURT JUDGE
WORKING FAMILIES PRIMARY
DETAIL

LEGISLATIVE DISTRICT OR TOWN	ELECTION DISTRICT	TOTAL VOTES	MEREDITH A. VACCA 1D	DEREK M. HARNSBERGER 2D	SCATTER	BLANK AND VOID
Leg. Dist. 25	29/30	0	0	0	0	0
Leg. Dist. 25		5	3	1	1	0
Leg. Dist. 26	1/3/4/5/11/14	1	0	0	0	1
	2/12/16/17	0	0	0	0	0
	6/7/8/9/10/15	2	1	1	0	0
	13	1	0	0	1	0
Leg. Dist. 26		4	1	1	1	1
Leg. Dist. 27	1/4/5/6/9/17/19/23	4	2	2	0	0
	2/3/7/10/11/12/13/14/15/16/21	2	2	0	0	0
	8/18/22/25/26	1	0	1	0	0
Leg. Dist. 27		7	4	3	0	0
Leg. Dist. 28	1/2/4/6/9/18/20/21/29-17	1	1	0	0	0
	3/12/17/19	0	0	0	0	0
	5/7/16	1	0	1	0	0
	8/11/13/15/22	1	1	0	0	0
	10/14/29-7/29-25	1	1	0	0	0
Leg. Dist. 28		4	3	1	0	0
Leg. Dist. 29	1	0	0	0	0	0
	2	0	0	0	0	0
	3	0	0	0	0	0
	4/6/9	0	0	0	0	0
	5/19	0	0	0	0	0
	8/22/23	0	0	0	0	0

COUNTY COURT JUDGE
WORKING FAMILIES PRIMARY
DETAIL

LEGISLATIVE DISTRICT OR TOWN	ELECTION DISTRICT	TOTAL VOTES	MEREDITH A. VACCA 1D	DEREK M. HARNSBERGER 2D	SCATTER	BLANK AND VOID
Leg. Dist. 29	10/13/15/16/26	0	0	0	0	0
	11/12/14/24	1	0	1	0	0
	18/21	0	0	0	0	0
	28	0	0	0	0	0
Leg. Dist. 29		1	0	1	0	0
CITY		42	26	11	2	3
Brighton	1/6/8/13/16/18/22/23/29/31/32/33/37/41/42/43	9	8	0	0	1
	2/10/14/17/20/21/26/30/35/36/40/44/45/46	1	1	0	0	0
	3/4/5/7/9/11/12/15/19/24/25/27/28/34/38/39	0	0	0	0	0
Brighton		10	9	0	0	1
Chili	1/7/9/11/12/15/19/20/25/27/28/31	2	2	0	0	0
	2/3/5/6/13/16/21/22/23/29	7	5	2	0	0
	4/8/10/14/17/18/24/26/30/32	3	3	0	0	0
Chili		12	10	2	0	0
Clarkson	1/3/4/5/6	0	0	0	0	0
	2	1	1	0	0	0
Clarkson		1	1	0	0	0
East Rochester	1/2/3/4/5/6/7	0	0	0	0	0
East Rochester		0	0	0	0	0
Gates	1/5/6/8/10/11/12/19/22/23/24/28/32	2	1	1	0	0
	2/3/4/14/15/16/20/21/25/27/30/31	2	1	1	0	0

COUNTY COURT JUDGE
WORKING FAMILIES PRIMARY
DETAIL

LEGISLATIVE DISTRICT OR TOWN	ELECTION DISTRICT	TOTAL VOTES	MEREDITH A. VACCA 1D	DEREK M. HARNSBERGER 2D	SCATTER	BLANK AND VOID
Gates	7/9/13/17/18/26/29/33/34/35	0	0	0	0	0
Gates		4	2	2	0	0
Greece	1/2/15/16/34/35/38/43/44/54/58/70/71/74/76/79/82/84/89/90/98/99/102/103/106/107	9	4	4	0	1
	3/28/45/52/53/62/64/72/73/80/85/86/88/91/92/96/97/100/101/104/105	3	2	1	0	0
	4/5/6/7/8/9/10/11/12/13/19/20/21/22/23/25/26/30/31/32/40/41/46/47/48/49/50/51/55/56/59/61/63/68/78	6	5	1	0	0
	14/17/18/24/27/29/33/36/37/39/42/57/60/65/66/67/69/75/77/81/83/87/93/94/95/108/109	3	2	0	0	1
Greece		21	13	6	0	2
Hamlin	1/3/6/7/8	0	0	0	0	0
	2/4/5/9/10	1	0	1	0	0
Hamlin		1	0	1	0	0
Henrietta	1	1	1	0	0	0
	2/19/20/35	1	1	0	0	0
	3/9/14/24/33	0	0	0	0	0
	4	0	0	0	0	0
	5	0	0	0	0	0
	6/17/18/25/27/31	3	2	1	0	0
	7/22/32/34	3	3	0	0	0
	8	0	0	0	0	0
	10	0	0	0	0	0
	11	0	0	0	0	0
	12	0	0	0	0	0
	13	0	0	0	0	0
	15	1	1	0	0	0
	16/28	0	0	0	0	0

COUNTY COURT JUDGE
WORKING FAMILIES PRIMARY
DETAIL

LEGISLATIVE DISTRICT OR TOWN	ELECTION DISTRICT	TOTAL VOTES	MEREDITH A. VACCA 1D	DEREK M. HARNSBERGER 2D	SCATTER	BLANK AND VOID
Henrietta						
	21	0	0	0	0	0
	23	0	0	0	0	0
	26	0	0	0	0	0
	29	0	0	0	0	0
	30	2	1	1	0	0
		<u>11</u>	<u>9</u>	<u>2</u>	<u>0</u>	<u>0</u>
Henrietta Irondequoit						
	1/5/11/12/18/19/23/26/29/34/35/37/41/43/52/54/57/61/65/67	3	2	1	0	0
	2/3/9/14/25/28/33/36/39/40/44/45/48/50/53/59/60/64/66/68	2	2	0	0	0
	4/8/10/15/20/27/30/42/46/47/49/51/62/63	2	1	0	0	1
	6/7/13/16/17/21/22/24/31/32/38/55/56/58	4	2	1	0	1
		<u>11</u>	<u>7</u>	<u>2</u>	<u>0</u>	<u>2</u>
Irondequoit Mendon						
	1/2/4/8/9	1	1	0	0	0
	3/5/6/7	0	0	0	0	0
		<u>1</u>	<u>1</u>	<u>0</u>	<u>0</u>	<u>0</u>
Mendon Ogden						
	1/2/3/4/5/6/7/8/9/10/11/12/13/14/15/16/17/18/19/20	5	1	2	0	2
		<u>5</u>	<u>1</u>	<u>2</u>	<u>0</u>	<u>2</u>
Ogden Parma						
	1/2/3/4/5/6/7/8/9/10/11/12/13/14/15	2	2	0	0	0
		<u>2</u>	<u>2</u>	<u>0</u>	<u>0</u>	<u>0</u>
Parma Penfield						
	1/2/7/8/10/11/15/16/21/27/28/29/31/32/35	4	4	0	0	0
	3/4/14/18/19/23/30/36/39/41	1	0	1	0	0

COUNTY COURT JUDGE
WORKING FAMILIES PRIMARY
DETAIL

LEGISLATIVE DISTRICT OR TOWN	ELECTION DISTRICT	TOTAL VOTES	MEREDITH A. VACCA 1D	DEREK M. HARNSBERGER 2D	SCATTER	BLANK AND VOID
Penfield	5/6/9/12/13/17/20/22/24/25/26/33/34/37/38/40/42	4	3	0	0	1
Penfield		9	7	1	0	1
Perinton	1/15/19/23/26/31/39/40/45/48	2	0	2	0	0
	2/3/8/13/17/27/28/32/33/35/44/49/51/52/53/55	0	0	0	0	0
	4/5/6/7/10/11/12/14/16/18/20/21/22/25/29/38/41/46/54	3	2	0	0	1
	9/24/30/34/36/37/42/43/47/50/56	2	0	1	0	1
Perinton		7	2	3	0	2
Pittsford	1/2/3/4/5/7/12/16/17/20/21/24/25/26/27	1	1	0	0	0
	6/8/9/10/11/13/14/15/18/19/22/23/28/29/30/31/32/33/34	5	4	0	0	1
Pittsford		6	5	0	0	1
Riga	1/2/3/4/5/6	1	1	0	0	0
Riga		1	1	0	0	0
Rush	1/2/3/4	3	1	2	0	0
Rush		3	1	2	0	0
Sweden	1/2/3/4/5/6/7/8/9/10/11/12	1	1	0	0	0
Sweden		1	1	0	0	0
Webster	1/2/4/5/14/16/21/23/25/26/29/30/31/32/35/38	3	2	0	0	1
	3/9/10/17/20/24/28/33/34/36/41/42	1	1	0	0	0
	6/7/8/11/12/13/15/18/19/22/27/37/39/40/43	3	0	0	0	3
Webster		7	3	0	0	4

COUNTY COURT JUDGE
WORKING FAMILIES PRIMARY
DETAIL

LEGISLATIVE DISTRICT OR TOWN	ELECTION DISTRICT
Wheatland	1/2/3/4/5
Wheatland	
TOWNS	
GRAND TOTAL:	

TOTAL VOTES	MEREDITH A. VACCA 1D	DEREK M. HARNSBERGER 2D	SCATTER	BLANK AND VOID
1	1	0	0	0
1	1	0	0	0
114	76	23	0	15
<u>156</u>	<u>102</u>	<u>34</u>	<u>2</u>	<u>18</u>

SURROGATE COURT JUDGE
WORKING FAMILIES PRIMARY
SUMMARY

LEGISLATIVE DISTRICT OR TOWN	TOTAL VOTES	CHRISTOPHER S. CIACCIO 3D	ELENA F. CARIOLA 4D	SCATTER	BLANK AND VOID
Leg. Dist. 07	0	0	0	0	0
Leg. Dist. 16	0	0	0	0	0
Leg. Dist. 21	9	4	2	0	3
Leg. Dist. 22	0	0	0	0	0
Leg. Dist. 23	5	4	1	0	0
Leg. Dist. 24	7	4	3	0	0
Leg. Dist. 25	5	2	2	0	1
Leg. Dist. 26	4	0	2	0	2
Leg. Dist. 27	7	2	4	0	1
Leg. Dist. 28	4	1	3	0	0
Leg. Dist. 29	1	1	0	0	0
CITY	42	18	17	0	7
Brighton	10	3	5	0	2
Chili	12	5	7	0	0
Clarkson	1	0	1	0	0
East Rochester	0	0	0	0	0
Gates	4	1	2	0	1
Greece	21	11	10	0	0
Hamlin	1	0	1	0	0
Henrietta	11	7	4	0	0
Irondequoit	11	5	6	0	0
Mendon	1	1	0	0	0
Ogden	5	1	4	0	0
Parma	2	1	1	0	0
Penfield	9	1	8	0	0
Perinton	7	2	5	0	0
Pittsford	6	4	2	0	0
Riga	1	0	1	0	0
Rush	3	1	0	0	2
Sweden	1	0	1	0	0
Webster	7	2	5	0	0
Wheatland	1	1	0	0	0
TOWNS	114	46	63	0	5
GRAND TOTAL:	156	64	80	0	12

SURROGATE COURT JUDGE
WORKING FAMILIES PRIMARY
DETAIL

LEGISLATIVE DISTRICT OR TOWN	ELECTION DISTRICT	TOTAL VOTES	CHRISTOPHER S. CIACCIO 3D	ELENA F. CARIOLA 4D	SCATTER	BLANK AND VOID
Leg. Dist. 07	1/2	0	0	0	0	0
Leg. Dist. 07		0	0	0	0	0
Leg. Dist. 16	1	0	0	0	0	0
Leg. Dist. 16		0	0	0	0	0
Leg. Dist. 21	1/2/12/14/17	3	1	1	0	1
	3	1	0	0	0	1
	4	0	0	0	0	0
	5	0	0	0	0	0
	6/9/10/23-13/23-17	1	0	1	0	0
	7/8	0	0	0	0	0
	11	0	0	0	0	0
	13	0	0	0	0	0
	15	1	0	0	0	1
	16	0	0	0	0	0
	18	0	0	0	0	0
	19	0	0	0	0	0
	20	0	0	0	0	0
	21	0	0	0	0	0
	22	1	1	0	0	0
	23	1	1	0	0	0
	24	0	0	0	0	0
	25	0	0	0	0	0
	26	0	0	0	0	0

SURROGATE COURT JUDGE
WORKING FAMILIES PRIMARY
DETAIL

LEGISLATIVE DISTRICT OR TOWN	ELECTION DISTRICT	TOTAL VOTES	CHRISTOPHER S. CIACCIO 3D	ELENA F. CARIOLA 4D	SCATTER	BLANK AND VOID
Leg. Dist. 21	27	1	1	0	0	0
Leg. Dist. 21		9	4	2	0	3
Leg. Dist. 22	1/8/12/17/20/22/23/27	0	0	0	0	0
	2/3/6/7/18/21/25/26	0	0	0	0	0
	4/5/13/15/16/19/29-20	0	0	0	0	0
	9/10/14	0	0	0	0	0
	11	0	0	0	0	0
	24	0	0	0	0	0
Leg. Dist. 22		0	0	0	0	0
Leg. Dist. 23	1/2/3/4/5/6/7/8/9/10/11/14/15/20/21	4	3	1	0	0
	12/16/18/19/22/24/25/26/27	1	1	0	0	0
	23	0	0	0	0	0
	28/29	0	0	0	0	0
Leg. Dist. 23		5	4	1	0	0
Leg. Dist. 24	1/2/20/22	1	0	1	0	0
	3/23	0	0	0	0	0
	4/10/13/14/15/16/18/21	6	4	2	0	0
	5/6/7/8/9/11/12/17/19/24	0	0	0	0	0
Leg. Dist. 24		7	4	3	0	0
Leg. Dist. 25	1/5/10/19/20/22/25/26/27	1	0	0	0	1
	2/3/8/13/14/24	1	0	1	0	0
	4/6	1	1	0	0	0

SURROGATE COURT JUDGE
WORKING FAMILIES PRIMARY
DETAIL

LEGISLATIVE DISTRICT OR TOWN	ELECTION DISTRICT	TOTAL VOTES	CHRISTOPHER S. CIACCIO 3D	ELENA F. CARIOLA 4D	SCATTER	BLANK AND VOID
Leg. Dist. 25	7/11	0	0	0	0	0
	9/15/16/17/18/21/27-20	2	1	1	0	0
	12/28	0	0	0	0	0
	23	0	0	0	0	0
	29/30	0	0	0	0	0
Leg. Dist. 25		5	2	2	0	1
Leg. Dist. 26	1/3/4/5/11/14	1	0	0	0	1
	2/12/16/17	0	0	0	0	0
	6/7/8/9/10/15	2	0	2	0	0
	13	1	0	0	0	1
Leg. Dist. 26		4	0	2	0	2
Leg. Dist. 27	1/4/5/6/9/17/19/23	4	1	3	0	0
	2/3/7/10/11/12/13/14/15/16/21	2	0	1	0	1
	8/18/22/25/26	1	1	0	0	0
Leg. Dist. 27		7	2	4	0	1
Leg. Dist. 28	1/2/4/6/9/18/20/21/29-17	1	0	1	0	0
	3/12/17/19	0	0	0	0	0
	5/7/16	1	0	1	0	0
	8/11/13/15/22	1	0	1	0	0
	10/14/29-7/29-25	1	1	0	0	0
Leg. Dist. 28		4	1	3	0	0
Leg. Dist. 29	1	0	0	0	0	0

SURROGATE COURT JUDGE
WORKING FAMILIES PRIMARY
DETAIL

LEGISLATIVE DISTRICT OR TOWN	ELECTION DISTRICT	TOTAL VOTES	CHRISTOPHER S. CIACCIO 3D	ELENA F. CARIOLA 4D	SCATTER	BLANK AND VOID
Leg. Dist. 29	2	0	0	0	0	0
	3	0	0	0	0	0
	4/6/9	0	0	0	0	0
	5/19	0	0	0	0	0
	8/22/23	0	0	0	0	0
	10/13/15/16/26	0	0	0	0	0
	11/12/14/24	1	1	0	0	0
	18/21	0	0	0	0	0
	28	0	0	0	0	0
Leg. Dist. 29		<u>1</u>	<u>1</u>	<u>0</u>	<u>0</u>	<u>0</u>
CITY		42	18	17	0	7
Brighton	1/6/8/13/16/18/22/23/29/31/32/33/37/41/42/43	9	2	5	0	2
	2/10/14/17/20/21/26/30/35/36/40/44/45/46	1	1	0	0	0
	3/4/5/7/9/11/12/15/19/24/25/27/28/34/38/39	0	0	0	0	0
Brighton		<u>10</u>	<u>3</u>	<u>5</u>	<u>0</u>	<u>2</u>
Chili	1/7/9/11/12/15/19/20/25/27/28/31	2	1	1	0	0
	2/3/5/6/13/16/21/22/23/29	7	3	4	0	0
	4/8/10/14/17/18/24/26/30/32	3	1	2	0	0
Chili		<u>12</u>	<u>5</u>	<u>7</u>	<u>0</u>	<u>0</u>
Clarkson	1/3/4/5/6	0	0	0	0	0
	2	1	0	1	0	0
Clarkson		<u>1</u>	<u>0</u>	<u>1</u>	<u>0</u>	<u>0</u>

SURROGATE COURT JUDGE
WORKING FAMILIES PRIMARY
DETAIL

LEGISLATIVE DISTRICT OR TOWN	ELECTION DISTRICT	TOTAL VOTES	CHRISTOPHER S. CIACCIO 3D	ELENA F. CARIOLA 4D	SCATTER	BLANK AND VOID
East Rochester	1/2/3/4/5/6/7	0	0	0	0	0
East Rochester Gates	1/5/6/8/10/11/12/19/22/23/24/28/32 2/3/4/14/15/16/20/21/25/27/30/31 7/9/13/17/18/26/29/33/34/35	2 2 0	0 1 0	1 1 0	0 0 0	1 0 0
Gates Greece	1/2/15/16/34/35/38/43/44/54/58/70/71/74/76/79/82/84/89/90/98/99/102/103/106/107 3/28/45/52/53/62/64/72/73/80/85/86/88/91/92/96/97/100/101/104/105 4/5/6/7/8/9/10/11/12/13/19/20/21/22/23/25/26/30/31/32/40/41/46/47/48/49/50/51/55/56/59/61/63/68/78 14/17/18/24/27/29/33/36/37/39/42/57/60/65/66/67/69/75/77/81/83/87/93/94/95/108/109	9 3 6 3	4 3 3 1	5 0 3 2	0 0 0 0	0 0 0 0
Greece Hamlin	1/3/6/7/8 2/4/5/9/10	0 1	0 0	0 1	0 0	0 0
Hamlin Henrietta	1 2/19/20/35 3/9/14/24/33 4 5 6/17/18/25/27/31 7/22/32/34 8	1 1 0 0 0 3 3 0	1 1 0 0 0 1 3 0	0 0 0 0 0 2 0 0	0 0 0 0 0 0 0 0	0 0 0 0 0 0 0 0

SURROGATE COURT JUDGE
WORKING FAMILIES PRIMARY
DETAIL

LEGISLATIVE DISTRICT OR TOWN	ELECTION DISTRICT	TOTAL VOTES	CHRISTOPHER	S.	CIACCIO	ELENA	F.	CARIOLA	SCATTER	BLANK AND VOID
			3D	4D						
Henrietta	10	0	0	0	0	0	0	0	0	0
	11	0	0	0	0	0	0	0	0	0
	12	0	0	0	0	0	0	0	0	0
	13	0	0	0	0	0	0	0	0	0
	15	1	0	0	1	0	0	0	0	0
	16/28	0	0	0	0	0	0	0	0	0
	21	0	0	0	0	0	0	0	0	0
	23	0	0	0	0	0	0	0	0	0
	26	0	0	0	0	0	0	0	0	0
	29	0	0	0	0	0	0	0	0	0
	30	2	1	1	0	0	0	0	0	
Henrietta		11	7	4	0	0	0	0		
Irondequoit	1/5/11/12/18/19/23/26/29/34/35/37/41/43/52/54/57/61/65/67	3	2	1	0	0	0	0		
	2/3/9/14/25/28/33/36/39/40/44/45/48/50/53/59/60/64/66/68	2	1	1	0	0	0	0		
	4/8/10/15/20/27/30/42/46/47/49/51/62/63	2	0	2	0	0	0	0		
	6/7/13/16/17/21/22/24/31/32/38/55/56/58	4	2	2	0	0	0	0		
Irondequoit		11	5	6	0	0	0			
Mendon	1/2/4/8/9	1	1	0	0	0	0	0		
	3/5/6/7	0	0	0	0	0	0	0		
Mendon		1	1	0	0	0	0			
Ogden	1/2/3/4/5/6/7/8/9/10/11/12/13/14/15/16/17/18/19/20	5	1	4	0	0	0			
Ogden		5	1	4	0	0	0			

SURROGATE COURT JUDGE
WORKING FAMILIES PRIMARY
DETAIL

LEGISLATIVE DISTRICT OR TOWN	ELECTION DISTRICT	TOTAL VOTES	CHRISTOPHER S. CIACCIO 3D	ELENA F. CARIOLA 4D	SCATTER	BLANK AND VOID
Parma	1/2/3/4/5/6/7/8/9/10/11/12/13/14/15	2	1	1	0	0
Parma		2	1	1	0	0
Penfield	1/2/7/8/10/11/15/16/21/27/28/29/31/32/35	4	0	4	0	0
	3/4/14/18/19/23/30/36/39/41	1	0	1	0	0
	5/6/9/12/13/17/20/22/24/25/26/33/34/37/38/40/42	4	1	3	0	0
Penfield		9	1	8	0	0
Perinton	1/15/19/23/26/31/39/40/45/48	2	1	1	0	0
	2/3/8/13/17/27/28/32/33/35/44/49/51/52/53/55	0	0	0	0	0
	4/5/6/7/10/11/12/14/16/18/20/21/22/25/29/38/41/46/54	3	0	3	0	0
	9/24/30/34/36/37/42/43/47/50/56	2	1	1	0	0
Perinton		7	2	5	0	0
Pittsford	1/2/3/4/5/7/12/16/17/20/21/24/25/26/27	1	1	0	0	0
	6/8/9/10/11/13/14/15/18/19/22/23/28/29/30/31/32/33/34	5	3	2	0	0
Pittsford		6	4	2	0	0
Riga	1/2/3/4/5/6	1	0	1	0	0
Riga		1	0	1	0	0
Rush	1/2/3/4	3	1	0	0	2
Rush		3	1	0	0	2
Sweden	1/2/3/4/5/6/7/8/9/10/11/12	1	0	1	0	0
Sweden		1	0	1	0	0

SURROGATE COURT JUDGE
WORKING FAMILIES PRIMARY
DETAIL

LEGISLATIVE DISTRICT OR TOWN	ELECTION DISTRICT	CHRISTOPHER S. CIACCIO	ELENA F. CARIOLA	SCATTER	BLANK AND VOID
		3D	4D		
TOTAL VOTES					
Webster	1/2/4/5/14/16/21/23/25/26/29/30/31/32/35/38	3	1	2	0
	3/9/10/17/20/24/28/33/34/36/41/42	1	1	0	0
	6/7/8/11/12/13/15/18/19/22/27/37/39/40/43	3	0	3	0
Webster		7	2	5	0
Wheatland	1/2/3/4/5	1	1	0	0
Wheatland		1	1	0	0
TOWNS		114	46	63	0
GRAND TOTAL:		156	64	80	12

SURROGATE COURT JUDGE
GREEN PRIMARY
SUMMARY

LEGISLATIVE DISTRICT OR TOWN	TOTAL VOTES	CHRISTOPHER S. CIACCIO	ELENA F. CARIOLA	SCATTER	BLANK AND VOID
		1E	2E		
Leg. Dist. 07	1	0	0	0	1
Leg. Dist. 16	0	0	0	0	0
Leg. Dist. 21	8	2	6	0	0
Leg. Dist. 22	1	1	0	0	0
Leg. Dist. 23	5	3	2	0	0
Leg. Dist. 24	9	5	4	0	0
Leg. Dist. 25	7	4	3	0	0
Leg. Dist. 26	2	0	2	0	0
Leg. Dist. 27	1	1	0	0	0
Leg. Dist. 28	1	0	1	0	0
Leg. Dist. 29	0	0	0	0	0
CITY	35	16	18	0	1
Brighton	7	5	1	0	1
Chili	5	1	4	0	0
Clarkson	2	1	1	0	0
East Rochester	2	1	1	0	0
Gates	3	3	0	0	0
Greece	11	5	6	0	0
Hamlin	1	0	1	0	0
Henrietta	13	7	5	0	1
Irondequoit	9	4	5	0	0
Mendon	6	2	4	0	0
Ogden	2	0	2	0	0
Parma	0	0	0	0	0
Penfield	6	3	3	0	0
Perinton	3	1	2	0	0
Pittsford	6	2	4	0	0
Riga	1	0	1	0	0
Rush	1	0	1	0	0
Sweden	4	1	2	1	0
Webster	3	1	1	0	1
Wheatland	1	1	0	0	0
TOWNS	86	38	44	1	3
GRAND TOTAL:	121	54	62	1	4

SURROGATE COURT JUDGE
GREEN PRIMARY
DETAIL

LEGISLATIVE DISTRICT OR TOWN	ELECTION DISTRICT	TOTAL VOTES	CHRISTOPHER S. CIACCIO 1E	ELENA F. CARIOLA 2E	SCATTER	BLANK AND VOID
Leg. Dist. 07	1/2	1	0	0	0	1
Leg. Dist. 07		1	0	0	0	1
Leg. Dist. 16	1	0	0	0	0	0
Leg. Dist. 16		0	0	0	0	0
Leg. Dist. 21	1/2/12/14/17	3	1	2	0	0
	3	1	0	1	0	0
	4	0	0	0	0	0
	5	0	0	0	0	0
	6/9/10/23-13/23-17	2	1	1	0	0
	7/8	0	0	0	0	0
	11	0	0	0	0	0
	13	0	0	0	0	0
	15	0	0	0	0	0
	16	0	0	0	0	0
	18	0	0	0	0	0
	19	0	0	0	0	0
	20	1	0	1	0	0
	21	1	0	1	0	0
	22	0	0	0	0	0
	23	0	0	0	0	0
	24	0	0	0	0	0
	25	0	0	0	0	0
	26	0	0	0	0	0
	27	0	0	0	0	0
Leg. Dist. 21		8	2	6	0	0

SURROGATE COURT JUDGE
GREEN PRIMARY
DETAIL

LEGISLATIVE DISTRICT OR TOWN	ELECTION DISTRICT	TOTAL VOTES	CHRISTOPHER S. CIACCIO 1E	ELENA F. CARIOLA 2E	SCATTER	BLANK AND VOID
Leg. Dist. 22	1/8/12/17/20/22/23/27	1	1	0	0	0
	2/3/6/7/18/21/25/26	0	0	0	0	0
	4/5/13/15/16/19/29-20	0	0	0	0	0
	9/10/14	0	0	0	0	0
	11	0	0	0	0	0
	24	0	0	0	0	0
Leg. Dist. 22		1	1	0	0	0
Leg. Dist. 23	1/2/3/4/5/6/7/8/9/10/11/14/15/20/21	4	2	2	0	0
	12/16/18/19/22/24/25/26/27	1	1	0	0	0
	23	0	0	0	0	0
	28/29	0	0	0	0	0
Leg. Dist. 23		5	3	2	0	0
Leg. Dist. 24	1/2/20/22	0	0	0	0	0
	3/23	1	1	0	0	0
	4/10/13/14/15/16/18/21	6	4	2	0	0
	5/6/7/8/9/11/12/17/19/24	2	0	2	0	0
Leg. Dist. 24		9	5	4	0	0
Leg. Dist. 25	1/5/10/19/20/22/25/26/27	4	2	2	0	0
	2/3/8/13/14/24	0	0	0	0	0
	4/6	1	1	0	0	0
	7/11	0	0	0	0	0
	9/15/16/17/18/21/27-20	1	0	1	0	0
	12/28	1	1	0	0	0
	23	0	0	0	0	0

SURROGATE COURT JUDGE
GREEN PRIMARY
DETAIL

LEGISLATIVE DISTRICT OR TOWN	ELECTION DISTRICT	TOTAL VOTES	CHRISTOPHER S. CIACCIO 1E	ELENA F. CARIOLA 2E	SCATTER	BLANK AND VOID
Leg. Dist. 25	29/30	0	0	0	0	0
Leg. Dist. 25		7	4	3	0	0
Leg. Dist. 26	1/3/4/5/11/14	1	0	1	0	0
	2/12/16/17	0	0	0	0	0
	6/7/8/9/10/15	0	0	0	0	0
	13	1	0	1	0	0
Leg. Dist. 26		2	0	2	0	0
Leg. Dist. 27	1/4/5/6/9/17/19/23	0	0	0	0	0
	2/3/7/10/11/12/13/14/15/16/21	1	1	0	0	0
	8/18/22/25/26	0	0	0	0	0
Leg. Dist. 27		1	1	0	0	0
Leg. Dist. 28	1/2/4/6/9/18/20/21/29-17	0	0	0	0	0
	3/12/17/19	1	0	1	0	0
	5/7/16	0	0	0	0	0
	8/11/13/15/22	0	0	0	0	0
	10/14/29-7/29-25	0	0	0	0	0
Leg. Dist. 28		1	0	1	0	0
Leg. Dist. 29	1	0	0	0	0	0
	2	0	0	0	0	0
	3	0	0	0	0	0
	4/6/9	0	0	0	0	0
	5/19	0	0	0	0	0
	8/22/23	0	0	0	0	0

SURROGATE COURT JUDGE
GREEN PRIMARY
DETAIL

LEGISLATIVE DISTRICT OR TOWN	ELECTION DISTRICT	TOTAL VOTES	CHRISTOPHER S. CIACCIO 1E	ELENA F. CARIOLA 2E	SCATTER	BLANK AND VOID
Leg. Dist. 29	10/13/15/16/26	0	0	0	0	0
	11/12/14/24	0	0	0	0	0
	18/21	0	0	0	0	0
	28	0	0	0	0	0
Leg. Dist. 29		0	0	0	0	0
CITY		35	16	18	0	1
Brighton	1/6/8/13/16/18/22/23/29/31/32/33/37/41/42/43	2	1	0	0	1
	2/10/14/17/20/21/26/30/35/36/40/44/45/46	4	4	0	0	0
	3/4/5/7/9/11/12/15/19/24/25/27/28/34/38/39	1	0	1	0	0
Brighton		7	5	1	0	1
Chili	1/7/9/11/12/15/19/20/25/27/28/31	1	0	1	0	0
	2/3/5/6/13/16/21/22/23/29	0	0	0	0	0
	4/8/10/14/17/18/24/26/30/32	4	1	3	0	0
Chili		5	1	4	0	0
Clarkson	1/3/4/5/6	2	1	1	0	0
	2	0	0	0	0	0
Clarkson		2	1	1	0	0
East Rochester	1/2/3/4/5/6/7	2	1	1	0	0
East Rochester		2	1	1	0	0
Gates	1/5/6/8/10/11/12/19/22/23/24/28/32	0	0	0	0	0
	2/3/4/14/15/16/20/21/25/27/30/31	2	2	0	0	0

SURROGATE COURT JUDGE
GREEN PRIMARY
DETAIL

LEGISLATIVE DISTRICT OR TOWN	ELECTION DISTRICT	TOTAL VOTES	CHRISTOPHER S. CIACCIO 1E	ELENA F. CARIOLA 2E	SCATTER	BLANK AND VOID
Gates	7/9/13/17/18/26/29/33/34/35	1	1	0	0	0
Gates		3	3	0	0	0
Greece	1/2/15/16/34/35/38/43/44/54/58/70/71/74/76/79/82/84/89/90/98/99/102/103/106/107	4	2	2	0	0
	3/28/45/52/53/62/64/72/73/80/85/86/88/91/92/96/97/100/101/104/105	3	1	2	0	0
	4/5/6/7/8/9/10/11/12/13/19/20/21/22/23/25/26/30/31/32/40/41/46/47/48/49/50/51/55/56/59/61/63/68/78	1	0	1	0	0
	14/17/18/24/27/29/33/36/37/39/42/57/60/65/66/67/69/75/77/81/83/87/93/94/95/108/109	3	2	1	0	0
Greece		11	5	6	0	0
Hamlin	1/3/6/7/8	0	0	0	0	0
	2/4/5/9/10	1	0	1	0	0
Hamlin		1	0	1	0	0
Henrietta	1	1	1	0	0	0
	2/19/20/35	2	1	1	0	0
	3/9/14/24/33	1	0	0	0	1
	4	1	1	0	0	0
	5	1	1	0	0	0
	6/17/18/25/27/31	3	1	2	0	0
	7/22/32/34	2	2	0	0	0
	8	0	0	0	0	0
	10	0	0	0	0	0
	11	0	0	0	0	0
	12	0	0	0	0	0
	13	0	0	0	0	0
	15	0	0	0	0	0
	16/28	0	0	0	0	0

SURROGATE COURT JUDGE
GREEN PRIMARY
DETAIL

LEGISLATIVE DISTRICT OR TOWN	ELECTION DISTRICT	TOTAL VOTES	CHRISTOPHER S. CIACCIO 1E	ELENA F. CARIOLA 2E	SCATTER	BLANK AND VOID
Henrietta	21	0	0	0	0	0
	23	0	0	0	0	0
	26	1	0	1	0	0
	29	0	0	0	0	0
	30	1	0	1	0	0
Henrietta		13	7	5	0	1
Irondequoit	1/5/11/12/18/19/23/26/29/34/35/37/41/43/52/54/57/61/65/67	0	0	0	0	0
	2/3/9/14/25/28/33/36/39/40/44/45/48/50/53/59/60/64/66/68	1	0	1	0	0
	4/8/10/15/20/27/30/42/46/47/49/51/62/63	2	0	2	0	0
	6/7/13/16/17/21/22/24/31/32/38/55/56/58	6	4	2	0	0
Irondequoit		9	4	5	0	0
Mendon	1/2/4/8/9	4	2	2	0	0
	3/5/6/7	2	0	2	0	0
Mendon		6	2	4	0	0
Ogden	1/2/3/4/5/6/7/8/9/10/11/12/13/14/15/16/17/18/19/20	2	0	2	0	0
Ogden		2	0	2	0	0
Parma	1/2/3/4/5/6/7/8/9/10/11/12/13/14/15	0	0	0	0	0
Parma		0	0	0	0	0
Penfield	1/2/7/8/10/11/15/16/21/27/28/29/31/32/35	1	0	1	0	0
	3/4/14/18/19/23/30/36/39/41	4	3	1	0	0
	5/6/9/12/13/17/20/22/24/25/26/33/34/37/38/40/42	1	0	1	0	0
Penfield		6	3	3	0	0

SURROGATE COURT JUDGE
GREEN PRIMARY
DETAIL

LEGISLATIVE DISTRICT OR TOWN	ELECTION DISTRICT	TOTAL VOTES	CHRISTOPHER S. CIACCIO 1E	ELENA F. CARIOLA 2E	SCATTER	BLANK AND VOID
Perinton	1/15/19/23/26/31/39/40/45/48	0	0	0	0	0
	2/3/8/13/17/27/28/32/33/35/44/49/51/52/53/55	1	0	1	0	0
	4/5/6/7/10/11/12/14/16/18/20/21/22/25/29/38/41/46/54	2	1	1	0	0
	9/24/30/34/36/37/42/43/47/50/56	0	0	0	0	0
Perinton		3	1	2	0	0
Pittsford	1/2/3/4/5/7/12/16/17/20/21/24/25/26/27	5	2	3	0	0
	6/8/9/10/11/13/14/15/18/19/22/23/28/29/30/31/32/33/34	1	0	1	0	0
Pittsford		6	2	4	0	0
Riga	1/2/3/4/5/6	1	0	1	0	0
Riga		1	0	1	0	0
Rush	1/2/3/4	1	0	1	0	0
Rush		1	0	1	0	0
Sweden	1/2/3/4/5/6/7/8/9/10/11/12	4	1	2	1	0
Sweden		4	1	2	1	0
Webster	1/2/4/5/14/16/21/23/25/26/29/30/31/32/35/38	0	0	0	0	0
	3/9/10/17/20/24/28/33/34/36/41/42	1	1	0	0	0
	6/7/8/11/12/13/15/18/19/22/27/37/39/40/43	2	0	1	0	1
Webster		3	1	1	0	1

SURROGATE COURT JUDGE
GREEN PRIMARY
DETAIL

LEGISLATIVE DISTRICT OR TOWN	ELECTION DISTRICT
Wheatland	
	1/2/3/4/5
Wheatland	
TOWNS	
GRAND TOTAL:	

TOTAL VOTES	CHRISTOPHER S. CIACCIO 1E	ELENA F. CARIOLA 2E	SCATTER	BLANK AND VOID
1	1	0	0	0
1	1	0	0	0
86	38	44	1	3
121	54	62	1	4

REPRESENTATIVE IN CONGRESS
27TH DISTRICT
LIBERTARIAN PRIMARY
DETAIL

LEGISLATIVE DISTRICT OR TOWN	ELECTION DISTRICT	TOTAL VOTES	NICHOLAS P. PHELPS 1F	DUANE J. WHITMER 2F	SCATTER	BLANK AND VOID
Clarkson	2	0	0	0	0	0
Clarkson		0	0	0	0	0
Hamlin	1/3/6/7/8	2	0	2	0	0
	2/4/5/9/10	4	1	3	0	0
Hamlin		6	1	5	0	0
Mendon	1/2/4/8/9	1	0	1	0	0
	3/5/6/7	4	1	2	0	1
Mendon		5	1	3	0	1
Rush	1/2/3/4	2	0	2	0	0
Rush		2	0	2	0	0
Wheatland	1/2/3/4/5	2	0	2	0	0
Wheatland		2	0	2	0	0
GRAND TOTAL:		15	2	12	0	1

COUNTY COURT JUDGE
LIBERTARIAN PRIMARY
SUMMARY

LEGISLATIVE DISTRICT OR TOWN	TOTAL VOTES	MEREDITH A. VACCA	DEREK M. HARNSBERGER	SCATTER	BLANK AND VOID
		3F	4F		
Leg. Dist. 07	0	0	0	0	0
Leg. Dist. 16	0	0	0	0	0
Leg. Dist. 21	5	4	0	0	1
Leg. Dist. 22	1	1	0	0	0
Leg. Dist. 23	5	4	1	0	0
Leg. Dist. 24	3	2	1	0	0
Leg. Dist. 25	1	1	0	0	0
Leg. Dist. 26	4	4	0	0	0
Leg. Dist. 27	2	2	0	0	0
Leg. Dist. 28	0	0	0	0	0
Leg. Dist. 29	1	1	0	0	0
CITY	22	19	2	0	1
Brighton	9	8	1	0	0
Chili	6	2	4	0	0
Clarkson	0	0	0	0	0
East Rochester	2	2	0	0	0
Gates	2	2	0	0	0
Greece	17	8	6	1	2
Hamlin	6	3	1	0	2
Henrietta	6	6	0	0	0
Irondequoit	10	6	4	0	0
Mendon	5	3	2	0	0
Ogden	6	4	2	0	0
Parma	0	0	0	0	0
Penfield	14	7	7	0	0
Perinton	8	6	1	0	1
Pittsford	6	3	1	0	2
Riga	1	1	0	0	0
Rush	2	2	0	0	0
Sweden	3	3	0	0	0
Webster	4	3	1	0	0
Wheatland	2	0	2	0	0
TOWNS	109	69	32	1	7
GRAND TOTAL:	131	88	34	1	8

COUNTY COURT JUDGE
LIBERTARIAN PRIMARY
DETAIL

LEGISLATIVE DISTRICT OR TOWN	ELECTION DISTRICT	TOTAL VOTES	MEREDITH A. VACCA 3F	DEREK M. HARNSBERGER 4F	SCATTER	BLANK AND VOID
Leg. Dist. 07	1/2	0	0	0	0	0
Leg. Dist. 07		0	0	0	0	0
Leg. Dist. 16	1	0	0	0	0	0
Leg. Dist. 16		0	0	0	0	0
Leg. Dist. 21	1/2/12/14/17	1	1	0	0	0
	3	0	0	0	0	0
	4	0	0	0	0	0
	5	0	0	0	0	0
	6/9/10/23-13/23-17	2	2	0	0	0
	7/8	0	0	0	0	0
	11	0	0	0	0	0
	13	0	0	0	0	0
	15	0	0	0	0	0
	16	0	0	0	0	0
	18	0	0	0	0	0
	19	0	0	0	0	0
	20	0	0	0	0	0
	21	1	1	0	0	0
	22	1	0	0	0	1
	23	0	0	0	0	0
	24	0	0	0	0	0
	25	0	0	0	0	0

COUNTY COURT JUDGE
LIBERTARIAN PRIMARY
DETAIL

LEGISLATIVE DISTRICT OR TOWN	ELECTION DISTRICT	TOTAL VOTES	MEREDITH A. VACCA 3F	DEREK M. HARNSBERGER 4F	SCATTER	BLANK AND VOID
Leg. Dist. 21	26	0	0	0	0	0
	27	0	0	0	0	0
Leg. Dist. 21		5	4	0	0	1
Leg. Dist. 22	1/8/12/17/20/22/23/27	0	0	0	0	0
	2/3/6/7/18/21/25/26	1	1	0	0	0
	4/5/13/15/16/19/29-20	0	0	0	0	0
	9/10/14	0	0	0	0	0
	11	0	0	0	0	0
	24	0	0	0	0	0
Leg. Dist. 22		1	1	0	0	0
Leg. Dist. 23	1/2/3/4/5/6/7/8/9/10/11/14/15/20/21	2	2	0	0	0
	12/16/18/19/22/24/25/26/27	3	2	1	0	0
	23	0	0	0	0	0
	28/29	0	0	0	0	0
Leg. Dist. 23		5	4	1	0	0
Leg. Dist. 24	1/2/20/22	0	0	0	0	0
	3/23	0	0	0	0	0
	4/10/13/14/15/16/18/21	2	1	1	0	0
	5/6/7/8/9/11/12/17/19/24	1	1	0	0	0
Leg. Dist. 24		3	2	1	0	0

COUNTY COURT JUDGE
LIBERTARIAN PRIMARY
DETAIL

LEGISLATIVE DISTRICT OR TOWN	ELECTION DISTRICT	TOTAL VOTES	MEREDITH A. VACCA 3F	DEREK M. HARNSBERGER 4F	SCATTER	BLANK AND VOID
Leg. Dist. 25	1/5/10/19/20/22/25/26/27	0	0	0	0	0
	2/3/8/13/14/24	0	0	0	0	0
	4/6	0	0	0	0	0
	7/11	0	0	0	0	0
	9/15/16/17/18/21/27-20	0	0	0	0	0
	12/28	1	1	0	0	0
	23	0	0	0	0	0
	29/30	0	0	0	0	0
Leg. Dist. 25		1	1	0	0	0
Leg. Dist. 26	1/3/4/5/11/14	0	0	0	0	0
	2/12/16/17	2	2	0	0	0
	6/7/8/9/10/15	0	0	0	0	0
	13	2	2	0	0	0
Leg. Dist. 26		4	4	0	0	0
Leg. Dist. 27	1/4/5/6/9/17/19/23	2	2	0	0	0
	2/3/7/10/11/12/13/14/15/16/21	0	0	0	0	0
	8/18/22/25/26	0	0	0	0	0
Leg. Dist. 27		2	2	0	0	0
Leg. Dist. 28	1/2/4/6/9/18/20/21/29-17	0	0	0	0	0
	3/12/17/19	0	0	0	0	0
	5/7/16	0	0	0	0	0

COUNTY COURT JUDGE
LIBERTARIAN PRIMARY
DETAIL

LEGISLATIVE DISTRICT OR TOWN	ELECTION DISTRICT	TOTAL VOTES	MEREDITH A. VACCA 3F	DEREK M. HARNSBERGER 4F	SCATTER	BLANK AND VOID
Leg. Dist. 28	8/11/13/15/22	0	0	0	0	0
	10/14/29-7/29-25	0	0	0	0	0
Leg. Dist. 28		0	0	0	0	0
Leg. Dist. 29	1	0	0	0	0	0
	2	0	0	0	0	0
	3	0	0	0	0	0
	4/6/9	0	0	0	0	0
	5/19	1	1	0	0	0
	8/22/23	0	0	0	0	0
	10/13/15/16/26	0	0	0	0	0
	11/12/14/24	0	0	0	0	0
	18/21	0	0	0	0	0
	28	0	0	0	0	0
Leg. Dist. 29		1	1	0	0	0
CITY		22	19	2	0	1
Brighton	1/6/8/13/16/18/22/23/29/31/32/33/37/41/42/43	7	6	1	0	0
	2/10/14/17/20/21/26/30/35/36/40/44/45/46	1	1	0	0	0
	3/4/5/7/9/11/12/15/19/24/25/27/28/34/38/39	1	1	0	0	0
Brighton		9	8	1	0	0
Chili	1/7/9/11/12/15/19/20/25/27/28/31	3	1	2	0	0
	2/3/5/6/13/16/21/22/23/29	3	1	2	0	0

COUNTY COURT JUDGE
LIBERTARIAN PRIMARY
DETAIL

LEGISLATIVE DISTRICT OR TOWN	ELECTION DISTRICT	TOTAL VOTES	MEREDITH A. VACCA 3F	DEREK M. HARNSBERGER 4F	SCATTER	BLANK AND VOID
Chili	4/8/10/14/17/18/24/26/30/32	0	0	0	0	0
Chili		6	2	4	0	0
Clarkson	1/3/4/5/6	0	0	0	0	0
Clarkson	2	0	0	0	0	0
Clarkson		0	0	0	0	0
East Rochester	1/2/3/4/5/6/7	2	2	0	0	0
East Rochester		2	2	0	0	0
Gates	1/5/6/8/10/11/12/19/22/23/24/28/32	1	1	0	0	0
Gates	2/3/4/14/15/16/20/21/25/27/30/31	0	0	0	0	0
Gates	7/9/13/17/18/26/29/33/34/35	1	1	0	0	0
Gates		2	2	0	0	0
Greece	1/2/15/16/34/35/38/43/44/54/58/70/71/74/76/79/82/84/89/90/98/99/102/103/106/107	6	3	2	1	0
Greece	3/28/45/52/53/62/64/72/73/80/85/86/88/91/92/96/97/100/101/104/105	5	3	2	0	0
Greece	4/5/6/7/8/9/10/11/12/13/19/20/21/22/23/25/26/30/31/32/40/41/46/47/48/49/50/51/55/56/59/61/63/68/78	5	2	2	0	1
Greece	14/17/18/24/27/29/33/36/37/39/42/57/60/65/66/67/69/75/77/81/83/87/93/94/95/108/109	1	0	0	0	1
Greece		17	8	6	1	2
Hamlin	1/3/6/7/8	2	1	1	0	0
Hamlin	2/4/5/9/10	4	2	0	0	2
Hamlin		6	3	1	0	2

COUNTY COURT JUDGE
LIBERTARIAN PRIMARY
DETAIL

LEGISLATIVE DISTRICT OR TOWN	ELECTION DISTRICT	TOTAL VOTES	MEREDITH A. VACCA 3F	DEREK M. HARNSBERGER 4F	SCATTER	BLANK AND VOID
Henrietta	1	0	0	0	0	0
	2/19/20/35	0	0	0	0	0
	3/9/14/24/33	0	0	0	0	0
	4	2	2	0	0	0
	5	0	0	0	0	0
	6/17/18/25/27/31	3	3	0	0	0
	7/22/32/34	0	0	0	0	0
	8	1	1	0	0	0
	10	0	0	0	0	0
	11	0	0	0	0	0
	12	0	0	0	0	0
	13	0	0	0	0	0
	15	0	0	0	0	0
	16/28	0	0	0	0	0
	21	0	0	0	0	0
	23	0	0	0	0	0
	26	0	0	0	0	0
	29	0	0	0	0	0
	30	0	0	0	0	0
			<hr/>	<hr/>	<hr/>	<hr/>
Henrietta		6	6	0	0	0
Irondequoit	1/5/11/12/18/19/23/26/29/34/35/37/41/43/52/54/57/61/65/67	7	4	3	0	0
	2/3/9/14/25/28/33/36/39/40/44/45/48/50/53/59/60/64/66/68	1	1	0	0	0
	4/8/10/15/20/27/30/42/46/47/49/51/62/63	1	1	0	0	0

COUNTY COURT JUDGE
LIBERTARIAN PRIMARY
DETAIL

LEGISLATIVE DISTRICT OR TOWN	ELECTION DISTRICT	TOTAL VOTES	MEREDITH A. VACCA 3F	DEREK M. HARNSBERGER 4F	SCATTER	BLANK AND VOID
Irondequoit	6/7/13/16/17/21/22/24/31/32/38/55/56/58	1	0	1	0	0
Irondequoit		10	6	4	0	0
Mendon	1/2/4/8/9	1	1	0	0	0
Mendon	3/5/6/7	4	2	2	0	0
Mendon		5	3	2	0	0
Ogden	1/2/3/4/5/6/7/8/9/10/11/12/13/14/15/16/17/18/19/20	6	4	2	0	0
Ogden		6	4	2	0	0
Parma	1/2/3/4/5/6/7/8/9/10/11/12/13/14/15	0	0	0	0	0
Parma		0	0	0	0	0
Penfield	1/2/7/8/10/11/15/16/21/27/28/29/31/32/35	6	3	3	0	0
Penfield	3/4/14/18/19/23/30/36/39/41	7	3	4	0	0
Penfield	5/6/9/12/13/17/20/22/24/25/26/33/34/37/38/40/42	1	1	0	0	0
Penfield		14	7	7	0	0
Perinton	1/15/19/23/26/31/39/40/45/48	2	2	0	0	0
Perinton	2/3/8/13/17/27/28/32/33/35/44/49/51/52/53/55	1	1	0	0	0
Perinton	4/5/6/7/10/11/12/14/16/18/20/21/22/25/29/38/41/46/54	2	0	1	0	1
Perinton	9/24/30/34/36/37/42/43/47/50/56	3	3	0	0	0
Perinton		8	6	1	0	1

COUNTY COURT JUDGE
LIBERTARIAN PRIMARY
DETAIL

LEGISLATIVE DISTRICT OR TOWN	ELECTION DISTRICT	TOTAL VOTES	MEREDITH A. VACCA 3F	DEREK M. HARNSBERGER 4F	SCATTER	BLANK AND VOID
Pittsford	1/2/3/4/5/7/12/16/17/20/21/24/25/26/27	2	1	0	0	1
	6/8/9/10/11/13/14/15/18/19/22/23/28/29/30/31/32/33/34	4	2	1	0	1
Pittsford		<u>6</u>	<u>3</u>	<u>1</u>	<u>0</u>	<u>2</u>
Riga	1/2/3/4/5/6	1	1	0	0	0
Riga		<u>1</u>	<u>1</u>	<u>0</u>	<u>0</u>	<u>0</u>
Rush	1/2/3/4	2	2	0	0	0
Rush		<u>2</u>	<u>2</u>	<u>0</u>	<u>0</u>	<u>0</u>
Sweden	1/2/3/4/5/6/7/8/9/10/11/12	3	3	0	0	0
Sweden		<u>3</u>	<u>3</u>	<u>0</u>	<u>0</u>	<u>0</u>
Webster	1/2/4/5/14/16/21/23/25/26/29/30/31/32/35/38	0	0	0	0	0
	3/9/10/17/20/24/28/33/34/36/41/42	2	2	0	0	0
	6/7/8/11/12/13/15/18/19/22/27/37/39/40/43	2	1	1	0	0
Webster		<u>4</u>	<u>3</u>	<u>1</u>	<u>0</u>	<u>0</u>
Wheatland	1/2/3/4/5	2	0	2	0	0
Wheatland		<u>2</u>	<u>0</u>	<u>2</u>	<u>0</u>	<u>0</u>
TOWNS		<u>109</u>	<u>69</u>	<u>32</u>	<u>1</u>	<u>7</u>
GRAND TOTAL:		<u><u>131</u></u>	<u><u>88</u></u>	<u><u>34</u></u>	<u><u>1</u></u>	<u><u>8</u></u>

TOWN OF PITTSFORD
TOWN JUSTICE
LIBERTARIAN PRIMARY
DETAIL

LEGISLATIVE DISTRICT OR TOWN	ELECTION DISTRICT	TOTAL VOTES	MICHAEL T. ANSALDI 5F	ROBERT M. SHADDOCK 6F	MICHAEL J. NOLAN 7F	SCATTER	BLANK AND VOID
Pittsford	1/2/3/4/5/7/12/16/17/20/21/24/25/26/27	2	1	0	1	0	0
	6/8/9/10/11/13/14/15/18/19/22/23/28/29/30/31/32/33/34	4	3	1	0	0	0
GRAND TOTAL:		<u>6</u>	<u>4</u>	<u>1</u>	<u>1</u>	<u>0</u>	<u>0</u>

STATE SENATOR
61ST DISTRICT
INDEPENDENCE PRIMARY
DETAIL

LEGISLATIVE DISTRICT OR TOWN	ELECTION DISTRICT	TOTAL VOTES	ANDREW J. GRUSZKA 1G	EDWARD A. RATH, III 2G	SCATTER	BLANK AND VOID
Leg. Dist. 24						
	3/23	1	1	0	0	0
	5/6/7/8/9/11/12/17/19/24	15	6	3	1	5
Leg. Dist. 24		16	7	3	1	5
Leg. Dist. 25						
	2/3/8/13/14/24	8	1	3	0	4
	4/6	4	4	0	0	0
	7/11	2	0	1	0	1
	29/30	2	1	1	0	0
Leg. Dist. 25		16	6	5	0	5
Leg. Dist. 27						
	1/4/5/6/9/17/19/23	12	6	6	0	0
	2/3/7/10/11/12/13/14/15/16/21	15	5	10	0	0
Leg. Dist. 27		27	11	16	0	0
CITY		59	24	24	1	10
Chili						
	1/7/9/11/12/15/19/20/25/27/28/31	25	12	12	0	1
	2/3/5/6/13/16/21/22/23/29	31	9	16	0	6
	4/8/10/14/17/18/24/26/30/32	45	16	27	0	2
Chili		101	37	55	0	9
Riga						
	1/2/3/4/5/6	24	7	16	0	1
Riga		24	7	16	0	1
TOWNS		125	44	71	0	10
GRAND TOTAL:		184	68	95	1	20

COUNTY COURT JUDGE
INDEPENDENCE PRIMARY
SUMMARY

LEGISLATIVE DISTRICT OR TOWN	TOTAL VOTES	MEREDITH A. VACCA	DEREK M. HARNBERGER	SCATTER	BLANK AND VOID
		4G	5G		
Leg. Dist. 07	4	3	1	0	0
Leg. Dist. 16	0	0	0	0	0
Leg. Dist. 21	44	34	8	0	2
Leg. Dist. 22	11	9	1	0	1
Leg. Dist. 23	61	47	11	0	3
Leg. Dist. 24	35	20	7	0	8
Leg. Dist. 25	32	19	9	1	3
Leg. Dist. 26	28	19	5	1	3
Leg. Dist. 27	34	25	7	0	2
Leg. Dist. 28	25	18	6	0	1
Leg. Dist. 29	29	21	6	0	2
CITY	303	215	61	2	25
Brighton	95	72	14	0	9
Chili	101	65	28	0	8
Clarkson	18	13	2	0	3
East Rochester	18	13	3	1	1
Gates	94	61	23	0	10
Greece	263	173	77	0	13
Hamlin	40	25	10	1	4
Henrietta	160	103	32	0	25
Irondequoit	167	119	33	2	13
Mendon	41	24	11	0	6
Ogden	78	41	22	0	15
Parma	42	25	13	0	4
Penfield	138	89	31	1	17
Perinton	189	140	37	0	12
Pittsford	145	100	34	0	11
Riga	24	10	12	0	2
Rush	29	19	8	0	2
Sweden	38	31	4	0	3
Webster	123	82	26	2	13
Wheatland	24	11	4	0	9
TOWNS	<u>1,827</u>	<u>1,216</u>	<u>424</u>	<u>7</u>	<u>180</u>
GRAND TOTAL:	<u><u>2,130</u></u>	<u><u>1,431</u></u>	<u><u>485</u></u>	<u><u>9</u></u>	<u><u>205</u></u>

COUNTY COURT JUDGE
INDEPENDENCE PRIMARY
DETAIL

LEGISLATIVE DISTRICT OR TOWN	ELECTION DISTRICT	TOTAL VOTES	MEREDITH A. VACCA 4G	DEREK M. HARNSBERGER 5G	SCATTER	BLANK AND VOID
Leg. Dist. 07	1/2	4	3	1	0	0
Leg. Dist. 07		4	3	1	0	0
Leg. Dist. 16	1	0	0	0	0	0
Leg. Dist. 16		0	0	0	0	0
Leg. Dist. 21	1/2/12/14/17	14	12	2	0	0
	3	0	0	0	0	0
	4	2	0	2	0	0
	5	1	1	0	0	0
	6/9/10/23-13/23-17	11	11	0	0	0
	7/8	5	3	2	0	0
	11	3	1	1	0	1
	13	0	0	0	0	0
	15	1	0	0	0	1
	16	0	0	0	0	0
	18	0	0	0	0	0
	19	0	0	0	0	0
	20	0	0	0	0	0
	21	1	1	0	0	0
	22	0	0	0	0	0
	23	1	0	1	0	0
	24	3	3	0	0	0
	25	1	1	0	0	0
	26	1	1	0	0	0
	27	0	0	0	0	0
Leg. Dist. 21		44	34	8	0	2

COUNTY COURT JUDGE
INDEPENDENCE PRIMARY
DETAIL

LEGISLATIVE DISTRICT OR TOWN	ELECTION DISTRICT	TOTAL VOTES	MEREDITH A. VACCA 4G	DEREK M. HARNSBERGER 5G	SCATTER	BLANK AND VOID
Leg. Dist. 22	1/8/12/17/20/22/23/27	2	2	0	0	0
	2/3/6/7/18/21/25/26	4	4	0	0	0
	4/5/13/15/16/19/29-20	3	1	1	0	1
	9/10/14	0	0	0	0	0
	11	2	2	0	0	0
	24	0	0	0	0	0
Leg. Dist. 22		11	9	1	0	1
Leg. Dist. 23	1/2/3/4/5/6/7/8/9/10/11/14/15/20/21	32	26	4	0	2
	12/16/18/19/22/24/25/26/27	25	19	5	0	1
	23	1	0	1	0	0
	28/29	3	2	1	0	0
Leg. Dist. 23		61	47	11	0	3
Leg. Dist. 24	1/2/20/22	6	4	1	0	1
	3/23	1	1	0	0	0
	4/10/13/14/15/16/18/21	13	7	3	0	3
	5/6/7/8/9/11/12/17/19/24	15	8	3	0	4
Leg. Dist. 24		35	20	7	0	8
Leg. Dist. 25	1/5/10/19/20/22/25/26/27	9	6	3	0	0
	2/3/8/13/14/24	8	3	3	0	2
	4/6	4	4	0	0	0
	7/11	2	1	0	0	1
	9/15/16/17/18/21/27-20	7	4	2	1	0
	12/28	0	0	0	0	0
	23	0	0	0	0	0

COUNTY COURT JUDGE
INDEPENDENCE PRIMARY
DETAIL

LEGISLATIVE DISTRICT OR TOWN	ELECTION DISTRICT	TOTAL VOTES	MEREDITH A. VACCA 4G	DEREK M. HARNSBERGER 5G	SCATTER	BLANK AND VOID
Leg. Dist. 25	29/30	2	1	1	0	0
Leg. Dist. 25		32	19	9	1	3
Leg. Dist. 26	1/3/4/5/11/14	13	7	2	1	3
	2/12/16/17	7	5	2	0	0
	6/7/8/9/10/15	6	5	1	0	0
	13	2	2	0	0	0
Leg. Dist. 26		28	19	5	1	3
Leg. Dist. 27	1/4/5/6/9/17/19/23	12	9	1	0	2
	2/3/7/10/11/12/13/14/15/16/21	15	13	2	0	0
	8/18/22/25/26	7	3	4	0	0
Leg. Dist. 27		34	25	7	0	2
Leg. Dist. 28	1/2/4/6/9/18/20/21/29-17	11	8	3	0	0
	3/12/17/19	3	2	1	0	0
	5/7/16	4	2	1	0	1
	8/11/13/15/22	4	3	1	0	0
	10/14/29-7/29-25	3	3	0	0	0
Leg. Dist. 28		25	18	6	0	1
Leg. Dist. 29	1	0	0	0	0	0
	2	0	0	0	0	0
	3	0	0	0	0	0
	4/6/9	12	7	3	0	2
	5/19	3	3	0	0	0
	8/22/23	0	0	0	0	0

COUNTY COURT JUDGE
INDEPENDENCE PRIMARY
DETAIL

LEGISLATIVE DISTRICT OR TOWN	ELECTION DISTRICT	TOTAL VOTES	MEREDITH A. VACCA 4G	DEREK M. HARNSBERGER 5G	SCATTER	BLANK AND VOID
Leg. Dist. 29	10/13/15/16/26	4	2	2	0	0
	11/12/14/24	9	8	1	0	0
	18/21	1	1	0	0	0
	28	0	0	0	0	0
Leg. Dist. 29		29	21	6	0	2
CITY		303	215	61	2	25
Brighton	1/6/8/13/16/18/22/23/29/31/32/33/37/41/42/43	64	51	7	0	6
	2/10/14/17/20/21/26/30/35/36/40/44/45/46	18	11	5	0	2
	3/4/5/7/9/11/12/15/19/24/25/27/28/34/38/39	13	10	2	0	1
Brighton		95	72	14	0	9
Chili	1/7/9/11/12/15/19/20/25/27/28/31	25	16	8	0	1
	2/3/5/6/13/16/21/22/23/29	31	17	9	0	5
	4/8/10/14/17/18/24/26/30/32	45	32	11	0	2
Chili		101	65	28	0	8
Clarkson	1/3/4/5/6	18	13	2	0	3
	2	0	0	0	0	0
Clarkson		18	13	2	0	3
East Rochester	1/2/3/4/5/6/7	18	13	3	1	1
East Rochester		18	13	3	1	1
Gates	1/5/6/8/10/11/12/19/22/23/24/28/32	28	21	6	0	1
	2/3/4/14/15/16/20/21/25/27/30/31	29	17	8	0	4

COUNTY COURT JUDGE
INDEPENDENCE PRIMARY
DETAIL

LEGISLATIVE DISTRICT OR TOWN	ELECTION DISTRICT	TOTAL VOTES	MEREDITH	DEREK	SCATTER	BLANK AND VOID
			A. VACCA 4G	M. HARNSBERGER 5G		
Gates	7/9/13/17/18/26/29/33/34/35	37	23	9	0	5
Gates		94	61	23	0	10
Greece	1/2/15/16/34/35/38/43/44/54/58/70/71/74/76/79/82/84/89/90/98/99/102/103/106/107	81	54	24	0	3
	3/28/45/52/53/62/64/72/73/80/85/86/88/91/92/96/97/100/101/104/105	52	37	15	0	0
	4/5/6/7/8/9/10/11/12/13/19/20/21/22/23/25/26/30/31/32/40/41/46/47/48/49/50/51/55/56/59/61/63/68/78	65	43	16	0	6
	14/17/18/24/27/29/33/36/37/39/42/57/60/65/66/67/69/75/77/81/83/87/93/94/95/108/109	65	39	22	0	4
Greece		263	173	77	0	13
Hamlin	1/3/6/7/8	24	15	8	0	1
	2/4/5/9/10	16	10	2	1	3
Hamlin		40	25	10	1	4
Henrietta	1	0	0	0	0	0
	2/19/20/35	18	9	4	0	5
	3/9/14/24/33	15	10	2	0	3
	4	2	0	1	0	1
	5	5	1	3	0	1
	6/17/18/25/27/31	29	17	7	0	5
	7/22/32/34	17	9	4	0	4
	8	2	2	0	0	0
	10	2	2	0	0	0
	11	2	1	1	0	0
	12	8	8	0	0	0
	13	9	6	2	0	1
	15	8	6	2	0	0
	16/28	1	1	0	0	0
	21	4	3	1	0	0

COUNTY COURT JUDGE
INDEPENDENCE PRIMARY
DETAIL

LEGISLATIVE DISTRICT OR TOWN	ELECTION DISTRICT	TOTAL VOTES	MEREDITH A. VACCA 4G	DEREK M. HARNSBERGER 5G	SCATTER	BLANK AND VOID
Henrietta	23	6	5	1	0	0
	26	6	5	0	0	1
	29	17	13	2	0	2
	30	9	5	2	0	2
Henrietta		160	103	32	0	25
Irondequoit	1/5/11/12/18/19/23/26/29/34/35/37/41/43/52/54/57/61/65/67	47	32	8	0	7
	2/3/9/14/25/28/33/36/39/40/44/45/48/50/53/59/60/64/66/68	51	36	9	2	4
	4/8/10/15/20/27/30/42/46/47/49/51/62/63	32	22	9	0	1
	6/7/13/16/17/21/22/24/31/32/38/55/56/58	37	29	7	0	1
Irondequoit		167	119	33	2	13
Mendon	1/2/4/8/9	27	18	6	0	3
	3/5/6/7	14	6	5	0	3
Mendon		41	24	11	0	6
Ogden	1/2/3/4/5/6/7/8/9/10/11/12/13/14/15/16/17/18/19/20	78	41	22	0	15
Ogden		78	41	22	0	15
Parma	1/2/3/4/5/6/7/8/9/10/11/12/13/14/15	42	25	13	0	4
Parma		42	25	13	0	4
Penfield	1/2/7/8/10/11/15/16/21/27/28/29/31/32/35	36	18	9	0	9
	3/4/14/18/19/23/30/36/39/41	41	31	6	1	3
	5/6/9/12/13/17/20/22/24/25/26/33/34/37/38/40/42	61	40	16	0	5
Penfield		138	89	31	1	17

COUNTY COURT JUDGE
INDEPENDENCE PRIMARY
DETAIL

LEGISLATIVE DISTRICT OR TOWN	ELECTION DISTRICT	TOTAL VOTES	MEREDITH	DEREK	SCATTER	BLANK AND VOID
			A. VACCA 4G	M. HARNSBERGER 5G		
Perinton	1/15/19/23/26/31/39/40/45/48	42	31	10	0	1
	2/3/8/13/17/27/28/32/33/35/44/49/51/52/53/55	47	33	9	0	5
	4/5/6/7/10/11/12/14/16/18/20/21/22/25/29/38/41/46/54	45	31	11	0	3
	9/24/30/34/36/37/42/43/47/50/56	55	45	7	0	3
Perinton		189	140	37	0	12
Pittsford	1/2/3/4/5/7/12/16/17/20/21/24/25/26/27	64	43	16	0	5
	6/8/9/10/11/13/14/15/18/19/22/23/28/29/30/31/32/33/34	81	57	18	0	6
Pittsford		145	100	34	0	11
Riga						
Riga	1/2/3/4/5/6	24	10	12	0	2
Riga		24	10	12	0	2
Rush						
Rush	1/2/3/4	29	19	8	0	2
Rush		29	19	8	0	2
Sweden						
Sweden	1/2/3/4/5/6/7/8/9/10/11/12	38	31	4	0	3
Sweden		38	31	4	0	3
Webster	1/2/4/5/14/16/21/23/25/26/29/30/31/32/35/38	47	30	12	0	5
	3/9/10/17/20/24/28/33/34/36/41/42	28	19	6	1	2
	6/7/8/11/12/13/15/18/19/22/27/37/39/40/43	48	33	8	1	6
Webster		123	82	26	2	13

COUNTY COURT JUDGE
INDEPENDENCE PRIMARY
DETAIL

LEGISLATIVE DISTRICT OR TOWN	ELECTION DISTRICT
Wheatland	1/2/3/4/5
Wheatland	
TOWNS	
GRAND TOTAL:	

TOTAL VOTES	MEREDITH A. VACCA 4G	DEREK M. HARNSBERGER 5G	SCATTER	BLANK AND VOID
24	11	4	0	9
24	11	4	0	9
1,827	1,216	424	7	180
2,130	1,431	485	9	205

SURROGATE COURT JUDGE
INDEPENDENCE PRIMARY
SUMMARY

LEGISLATIVE DISTRICT OR TOWN	TOTAL VOTES	CHRISTOPHER S. CIACCIO	ELENA F. CARIOLA	SCATTER	BLANK AND VOID
		6G	7G		
Leg. Dist. 07	4	3	1	0	0
Leg. Dist. 16	0	0	0	0	0
Leg. Dist. 21	44	17	17	0	10
Leg. Dist. 22	11	3	6	0	2
Leg. Dist. 23	61	20	28	0	13
Leg. Dist. 24	35	12	16	0	7
Leg. Dist. 25	32	7	20	0	5
Leg. Dist. 26	28	11	13	1	3
Leg. Dist. 27	34	12	19	0	3
Leg. Dist. 28	25	5	16	0	4
Leg. Dist. 29	29	13	13	0	3
CITY	303	103	149	1	50
Brighton	95	38	47	0	10
Chili	101	22	77	0	2
Clarkson	18	13	4	0	1
East Rochester	18	4	12	0	2
Gates	94	32	56	0	6
Greece	263	110	134	0	19
Hamlin	40	20	15	0	5
Henrietta	160	52	86	0	22
Irondequoit	167	70	82	0	15
Mendon	41	14	22	0	5
Ogden	78	23	38	0	17
Parma	42	13	28	0	1
Penfield	138	52	70	0	16
Perinton	189	71	104	0	14
Pittsford	145	71	65	0	9
Riga	24	7	15	0	2
Rush	29	10	14	0	5
Sweden	38	16	19	0	3
Webster	123	48	68	1	6
Wheatland	24	2	14	0	8
TOWNS	<u>1,827</u>	<u>688</u>	<u>970</u>	<u>1</u>	<u>168</u>
GRAND TOTAL:	<u><u>2,130</u></u>	<u><u>791</u></u>	<u><u>1,119</u></u>	<u><u>2</u></u>	<u><u>218</u></u>

SURROGATE COURT JUDGE
INDEPENDENCE PRIMARY
DETAIL

LEGISLATIVE DISTRICT OR TOWN	ELECTION DISTRICT	TOTAL VOTES	CHRISTOPHER S. CIACCIO 6G	ELENA F. CARIOLA 7G	SCATTER	BLANK AND VOID
Leg. Dist. 07						
	1/2	4	3	1	0	0
Leg. Dist. 07		4	3	1	0	0
Leg. Dist. 16						
	1	0	0	0	0	0
Leg. Dist. 16		0	0	0	0	0
Leg. Dist. 21						
	1/2/12/14/17	14	5	7	0	2
	3	0	0	0	0	0
	4	2	2	0	0	0
	5	1	1	0	0	0
	6/9/10/23-13/23-17	11	3	6	0	2
	7/8	5	1	0	0	4
	11	3	1	1	0	1
	13	0	0	0	0	0
	15	1	0	1	0	0
	16	0	0	0	0	0
	18	0	0	0	0	0
	19	0	0	0	0	0
	20	0	0	0	0	0
	21	1	0	1	0	0
	22	0	0	0	0	0
	23	1	1	0	0	0
	24	3	3	0	0	0
	25	1	0	1	0	0
	26	1	0	0	0	1
	27	0	0	0	0	0
Leg. Dist. 21		44	17	17	0	10

SURROGATE COURT JUDGE
INDEPENDENCE PRIMARY
DETAIL

LEGISLATIVE DISTRICT OR TOWN	ELECTION DISTRICT	TOTAL VOTES	CHRISTOPHER S. CIACCIO 6G	ELENA F. CARIOLA 7G	SCATTER	BLANK AND VOID
Leg. Dist. 22	1/8/12/17/20/22/23/27	2	0	1	0	1
	2/3/6/7/18/21/25/26	4	2	2	0	0
	4/5/13/15/16/19/29-20	3	0	2	0	1
	9/10/14	0	0	0	0	0
	11	2	1	1	0	0
	24	0	0	0	0	0
Leg. Dist. 22		11	3	6	0	2
Leg. Dist. 23	1/2/3/4/5/6/7/8/9/10/11/14/15/20/21	32	8	14	0	10
	12/16/18/19/22/24/25/26/27	25	11	12	0	2
	23	1	0	0	0	1
	28/29	3	1	2	0	0
Leg. Dist. 23		61	20	28	0	13
Leg. Dist. 24	1/2/20/22	6	0	4	0	2
	3/23	1	1	0	0	0
	4/10/13/14/15/16/18/21	13	5	7	0	1
	5/6/7/8/9/11/12/17/19/24	15	6	5	0	4
Leg. Dist. 24		35	12	16	0	7
Leg. Dist. 25	1/5/10/19/20/22/25/26/27	9	1	7	0	1
	2/3/8/13/14/24	8	3	2	0	3
	4/6	4	1	3	0	0
	7/11	2	1	1	0	0
	9/15/16/17/18/21/27-20	7	0	6	0	1
	12/28	0	0	0	0	0
	23	0	0	0	0	0

SURROGATE COURT JUDGE
INDEPENDENCE PRIMARY
DETAIL

LEGISLATIVE DISTRICT OR TOWN	ELECTION DISTRICT	TOTAL VOTES	CHRISTOPHER S. CIACCIO 6G	ELENA F. CARIOLA 7G	SCATTER	BLANK AND VOID
Leg. Dist. 25	29/30	2	1	1	0	0
Leg. Dist. 25		32	7	20	0	5
Leg. Dist. 26	1/3/4/5/11/14	13	3	7	1	2
	2/12/16/17	7	4	3	0	0
	6/7/8/9/10/15	6	3	2	0	1
	13	2	1	1	0	0
Leg. Dist. 26		28	11	13	1	3
Leg. Dist. 27	1/4/5/6/9/17/19/23	12	3	6	0	3
	2/3/7/10/11/12/13/14/15/16/21	15	6	9	0	0
	8/18/22/25/26	7	3	4	0	0
Leg. Dist. 27		34	12	19	0	3
Leg. Dist. 28	1/2/4/6/9/18/20/21/29-17	11	2	7	0	2
	3/12/17/19	3	1	2	0	0
	5/7/16	4	0	2	0	2
	8/11/13/15/22	4	1	3	0	0
	10/14/29-7/29-25	3	1	2	0	0
Leg. Dist. 28		25	5	16	0	4
Leg. Dist. 29	1	0	0	0	0	0
	2	0	0	0	0	0
	3	0	0	0	0	0
	4/6/9	12	4	8	0	0
	5/19	3	2	1	0	0
	8/22/23	0	0	0	0	0

SURROGATE COURT JUDGE
INDEPENDENCE PRIMARY
DETAIL

LEGISLATIVE DISTRICT OR TOWN	ELECTION DISTRICT	TOTAL VOTES	CHRISTOPHER S. CIACCIO 6G	ELENA F. CARIOLA 7G	SCATTER	BLANK AND VOID
Leg. Dist. 29	10/13/15/16/26	4	2	1	0	1
	11/12/14/24	9	5	2	0	2
	18/21	1	0	1	0	0
	28	0	0	0	0	0
Leg. Dist. 29		<u>29</u>	<u>13</u>	<u>13</u>	<u>0</u>	<u>3</u>
CITY		303	103	149	1	50
Brighton	1/6/8/13/16/18/22/23/29/31/32/33/37/41/42/43	64	27	31	0	6
	2/10/14/17/20/21/26/30/35/36/40/44/45/46	18	5	11	0	2
	3/4/5/7/9/11/12/15/19/24/25/27/28/34/38/39	<u>13</u>	<u>6</u>	<u>5</u>	<u>0</u>	<u>2</u>
Brighton		95	38	47	0	10
Chili	1/7/9/11/12/15/19/20/25/27/28/31	25	4	21	0	0
	2/3/5/6/13/16/21/22/23/29	31	8	22	0	1
	4/8/10/14/17/18/24/26/30/32	<u>45</u>	<u>10</u>	<u>34</u>	<u>0</u>	<u>1</u>
Chili		101	22	77	0	2
Clarkson	1/3/4/5/6	18	13	4	0	1
	2	<u>0</u>	<u>0</u>	<u>0</u>	<u>0</u>	<u>0</u>
Clarkson		18	13	4	0	1
East Rochester	1/2/3/4/5/6/7	<u>18</u>	<u>4</u>	<u>12</u>	<u>0</u>	<u>2</u>
East Rochester		18	4	12	0	2
Gates	1/5/6/8/10/11/12/19/22/23/24/28/32	28	9	19	0	0
	2/3/4/14/15/16/20/21/25/27/30/31	<u>29</u>	<u>5</u>	<u>20</u>	<u>0</u>	<u>4</u>

SURROGATE COURT JUDGE
INDEPENDENCE PRIMARY
DETAIL

LEGISLATIVE DISTRICT OR TOWN	ELECTION DISTRICT	TOTAL VOTES	CHRISTOPHER	CIACCIO	ELENA	CARIOLA	SCATTER	BLANK AND VOID
			S.	6G	7G			
Gates	7/9/13/17/18/26/29/33/34/35	37	18	17	0	2		
Gates		94	32	56	0	6		
Greece	1/2/15/16/34/35/38/43/44/54/58/70/71/74/76/79/82/84/89/90/98/99/102/103/106/107	81	34	44	0	3		
	3/28/45/52/53/62/64/72/73/80/85/86/88/91/92/96/97/100/101/104/105	52	24	25	0	3		
	4/5/6/7/8/9/10/11/12/13/19/20/21/22/23/25/26/30/31/32/40/41/46/47/48/49/50/51/55/56/59/61/63/68/78	65	26	32	0	7		
	14/17/18/24/27/29/33/36/37/39/42/57/60/65/66/67/69/75/77/81/83/87/93/94/95/108/109	65	26	33	0	6		
Greece		263	110	134	0	19		
Hamlin	1/3/6/7/8	24	15	6	0	3		
	2/4/5/9/10	16	5	9	0	2		
Hamlin		40	20	15	0	5		
Henrietta	1	0	0	0	0	0		
	2/19/20/35	18	7	10	0	1		
	3/9/14/24/33	15	7	5	0	3		
	4	2	1	1	0	0		
	5	5	4	1	0	0		
	6/17/18/25/27/31	29	8	16	0	5		
	7/22/32/34	17	3	11	0	3		
	8	2	0	2	0	0		
	10	2	0	2	0	0		
	11	2	1	1	0	0		
	12	8	5	1	0	2		
	13	9	1	7	0	1		
	15	8	2	4	0	2		
	16/28	1	0	1	0	0		

SURROGATE COURT JUDGE
INDEPENDENCE PRIMARY
DETAIL

LEGISLATIVE DISTRICT OR TOWN	ELECTION DISTRICT	TOTAL VOTES	CHRISTOPHER	S.	CIACCIO	ELENA	F.	CARIOLO	SCATTER	BLANK AND VOID
			6G	7G						
Henrietta	21	4	0	4	0	0	0	0	0	0
	23	6	3	1	0	0	0	0	0	2
	26	6	1	3	0	0	0	0	0	2
	29	17	4	12	0	0	0	0	0	1
	30	9	5	4	0	0	0	0	0	0
Henrietta		160	52	86	0	0	0	0	0	22
Irondequoit	1/5/11/12/18/19/23/26/29/34/35/37/41/43/52/54/57/61/65/67	47	25	16	0	0	0	0	0	6
	2/3/9/14/25/28/33/36/39/40/44/45/48/50/53/59/60/64/66/68	51	18	27	0	0	0	0	0	6
	4/8/10/15/20/27/30/42/46/47/49/51/62/63	32	14	16	0	0	0	0	0	2
	6/7/13/16/17/21/22/24/31/32/38/55/56/58	37	13	23	0	0	0	0	0	1
Irondequoit		167	70	82	0	0	0	0	0	15
Mendon	1/2/4/8/9	27	7	18	0	0	0	0	0	2
	3/5/6/7	14	7	4	0	0	0	0	0	3
Mendon		41	14	22	0	0	0	0	0	5
Ogden		78	23	38	0	0	0	0	0	17
Ogden	1/2/3/4/5/6/7/8/9/10/11/12/13/14/15/16/17/18/19/20	78	23	38	0	0	0	0	0	17
Parma		42	13	28	0	0	0	0	0	1
Parma	1/2/3/4/5/6/7/8/9/10/11/12/13/14/15	42	13	28	0	0	0	0	0	1
Penfield	1/2/7/8/10/11/15/16/21/27/28/29/31/32/35	36	16	17	0	0	0	0	0	3
	3/4/14/18/19/23/30/36/39/41	41	8	29	0	0	0	0	0	4
	5/6/9/12/13/17/20/22/24/25/26/33/34/37/38/40/42	61	28	24	0	0	0	0	0	9
Penfield		138	52	70	0	0	0	0	0	16

SURROGATE COURT JUDGE
INDEPENDENCE PRIMARY
DETAIL

LEGISLATIVE DISTRICT OR TOWN	ELECTION DISTRICT	TOTAL VOTES	CHRISTOPHER	CIACCIO	ELENA	CARIOLO	SCATTER	BLANK AND VOID
			S.	F.				
			6G	7G				
Perinton	1/15/19/23/26/31/39/40/45/48	42	17	21			0	4
	2/3/8/13/17/27/28/32/33/35/44/49/51/52/53/55	47	15	27			0	5
	4/5/6/7/10/11/12/14/16/18/20/21/22/25/29/38/41/46/54	45	21	21			0	3
	9/24/30/34/36/37/42/43/47/50/56	55	18	35			0	2
		<u>189</u>	<u>71</u>	<u>104</u>			<u>0</u>	<u>14</u>
Perinton Pittsford	1/2/3/4/5/7/12/16/17/20/21/24/25/26/27	64	28	33			0	3
	6/8/9/10/11/13/14/15/18/19/22/23/28/29/30/31/32/33/34	81	43	32			0	6
		<u>145</u>	<u>71</u>	<u>65</u>			<u>0</u>	<u>9</u>
Pittsford Riga	1/2/3/4/5/6	24	7	15			0	2
		24	7	15			0	2
Riga Rush	1/2/3/4	29	10	14			0	5
		<u>29</u>	<u>10</u>	<u>14</u>			<u>0</u>	<u>5</u>
Rush Sweden	1/2/3/4/5/6/7/8/9/10/11/12	38	16	19			0	3
		<u>38</u>	<u>16</u>	<u>19</u>			<u>0</u>	<u>3</u>
Sweden Webster	1/2/4/5/14/16/21/23/25/26/29/30/31/32/35/38	47	20	24			0	3
	3/9/10/17/20/24/28/33/34/36/41/42	28	8	19			0	1
	6/7/8/11/12/13/15/18/19/22/27/37/39/40/43	48	20	25			1	2
		<u>123</u>	<u>48</u>	<u>68</u>			<u>1</u>	<u>6</u>

SURROGATE COURT JUDGE
INDEPENDENCE PRIMARY
DETAIL

LEGISLATIVE DISTRICT OR TOWN	ELECTION DISTRICT
Wheatland	
	1/2/3/4/5
Wheatland	
TOWNS	
GRAND TOTAL:	

TOTAL VOTES	CHRISTOPHER S. CIACCIO 6G	ELENA F. CARIOLA 7G	SCATTER	BLANK AND VOID
24	2	14	0	8
24	2	14	0	8
1,827	688	970	1	168
2,130	791	1,119	2	218

TOWN OF PITTSFORD
TOWN JUSTICE
INDEPENDENCE PRIMARY
DETAIL

LEGISLATIVE DISTRICT OR TOWN	ELECTION DISTRICT	TOTAL VOTES	ROBERT M. SHADDOCK 8G	MICHAEL J. NOLAN 9G	MICHAEL T. ANSALDI 10G	SCATTER	BLANK AND VOID
Pittsford	1/2/3/4/5/7/12/16/17/20/21/24/25/26/27	64	24	17	21	0	2
	6/8/9/10/11/13/14/15/18/19/22/23/28/29/30/31/32/33/34	81	24	29	24	1	3
GRAND TOTAL:		<u>145</u>	<u>48</u>	<u>46</u>	<u>45</u>	<u>1</u>	<u>5</u>

COUNTY COURT JUDGE
SAM PRIMARY
SUMMARY

LEGISLATIVE DISTRICT OR TOWN	TOTAL VOTES	DEREK M. HARNSBERGER	MEREDITH A. VACCA	SCATTER	BLANK AND VOID
		1H	2H		
Leg. Dist. 07	0	0	0	0	0
Leg. Dist. 16	0	0	0	0	0
Leg. Dist. 21	0	0	0	0	0
Leg. Dist. 22	0	0	0	0	0
Leg. Dist. 23	0	0	0	0	0
Leg. Dist. 24	0	0	0	0	0
Leg. Dist. 25	2	0	2	0	0
Leg. Dist. 26	0	0	0	0	0
Leg. Dist. 27	0	0	0	0	0
Leg. Dist. 28	0	0	0	0	0
Leg. Dist. 29	0	0	0	0	0
CITY	2	0	2	0	0
Brighton	1	1	0	0	0
Chili	0	0	0	0	0
Clarkson	0	0	0	0	0
East Rochester	0	0	0	0	0
Gates	0	0	0	0	0
Greece	0	0	0	0	0
Hamlin	0	0	0	0	0
Henrietta	4	0	4	0	0
Irondequoit	0	0	0	0	0
Mendon	0	0	0	0	0
Ogden	0	0	0	0	0
Parma	0	0	0	0	0
Penfield	3	1	2	0	0
Perinton	0	0	0	0	0
Pittsford	1	0	0	0	1
Riga	0	0	0	0	0
Rush	0	0	0	0	0
Sweden	0	0	0	0	0
Webster	0	0	0	0	0
Wheatland	0	0	0	0	0
TOWNS	9	2	6	0	1
GRAND TOTAL:	11	2	8	0	1

COUNTY COURT JUDGE
 SAM PRIMARY
 DETAIL

LEGISLATIVE DISTRICT OR TOWN	ELECTION DISTRICT	TOTAL VOTES	DEREK M. HARNBERGER 1H	MEREDITH A. VACCA 2H	SCATTER	BLANK AND VOID
Leg. Dist. 07	1/2	0	0	0	0	0
Leg. Dist. 07		0	0	0	0	0
Leg. Dist. 16	1	0	0	0	0	0
Leg. Dist. 16		0	0	0	0	0
Leg. Dist. 21	1/2/12/14/17	0	0	0	0	0
	3	0	0	0	0	0
	4	0	0	0	0	0
	5	0	0	0	0	0
	6/9/10/23-13/23-17	0	0	0	0	0
	7/8	0	0	0	0	0
	11	0	0	0	0	0
	13	0	0	0	0	0
	15	0	0	0	0	0
	16	0	0	0	0	0
	18	0	0	0	0	0
	19	0	0	0	0	0
	20	0	0	0	0	0
	21	0	0	0	0	0
	22	0	0	0	0	0
	23	0	0	0	0	0
	24	0	0	0	0	0
	25	0	0	0	0	0
	26	0	0	0	0	0
	27	0	0	0	0	0
Leg. Dist. 21		0	0	0	0	0

COUNTY COURT JUDGE
SAM PRIMARY
DETAIL

LEGISLATIVE DISTRICT OR TOWN	ELECTION DISTRICT	TOTAL VOTES	DEREK M. HARNBERGER 1H	MEREDITH A. VACCA 2H	SCATTER	BLANK AND VOID
Leg. Dist. 22	1/8/12/17/20/22/23/27	0	0	0	0	0
	2/3/6/7/18/21/25/26	0	0	0	0	0
	4/5/13/15/16/19/29-20	0	0	0	0	0
	9/10/14	0	0	0	0	0
	11	0	0	0	0	0
	24	0	0	0	0	0
Leg. Dist. 22		0	0	0	0	0
Leg. Dist. 23	1/2/3/4/5/6/7/8/9/10/11/14/15/20/21	0	0	0	0	0
	12/16/18/19/22/24/25/26/27	0	0	0	0	0
	23	0	0	0	0	0
	28/29	0	0	0	0	0
Leg. Dist. 23		0	0	0	0	0
Leg. Dist. 24	1/2/20/22	0	0	0	0	0
	3/23	0	0	0	0	0
	4/10/13/14/15/16/18/21	0	0	0	0	0
	5/6/7/8/9/11/12/17/19/24	0	0	0	0	0
Leg. Dist. 24		0	0	0	0	0
Leg. Dist. 25	1/5/10/19/20/22/25/26/27	2	0	2	0	0
	2/3/8/13/14/24	0	0	0	0	0
	4/6	0	0	0	0	0
	7/11	0	0	0	0	0
	9/15/16/17/18/21/27-20	0	0	0	0	0
	12/28	0	0	0	0	0
	23	0	0	0	0	0

COUNTY COURT JUDGE
SAM PRIMARY
DETAIL

LEGISLATIVE DISTRICT OR TOWN	ELECTION DISTRICT	TOTAL VOTES	DEREK M. HARNBERGER 1H	MEREDITH A. VACCA 2H	SCATTER	BLANK AND VOID
Leg. Dist. 25	29/30	0	0	0	0	0
Leg. Dist. 25		2	0	2	0	0
Leg. Dist. 26	1/3/4/5/11/14	0	0	0	0	0
	2/12/16/17	0	0	0	0	0
	6/7/8/9/10/15	0	0	0	0	0
	13	0	0	0	0	0
Leg. Dist. 26		0	0	0	0	0
Leg. Dist. 27	1/4/5/6/9/17/19/23	0	0	0	0	0
	2/3/7/10/11/12/13/14/15/16/21	0	0	0	0	0
	8/18/22/25/26	0	0	0	0	0
Leg. Dist. 27		0	0	0	0	0
Leg. Dist. 28	1/2/4/6/9/18/20/21/29-17	0	0	0	0	0
	3/12/17/19	0	0	0	0	0
	5/7/16	0	0	0	0	0
	8/11/13/15/22	0	0	0	0	0
	10/14/29-7/29-25	0	0	0	0	0
Leg. Dist. 28		0	0	0	0	0
Leg. Dist. 29	1	0	0	0	0	0
	2	0	0	0	0	0
	3	0	0	0	0	0
	4/6/9	0	0	0	0	0
	5/19	0	0	0	0	0
	8/22/23	0	0	0	0	0

COUNTY COURT JUDGE
SAM PRIMARY
DETAIL

LEGISLATIVE DISTRICT OR TOWN	ELECTION DISTRICT	TOTAL VOTES	DEREK M. HARNBERGER 1H	MEREDITH A. VACCA 2H	SCATTER	BLANK AND VOID
Leg. Dist. 29	10/13/15/16/26	0	0	0	0	0
	11/12/14/24	0	0	0	0	0
	18/21	0	0	0	0	0
	28	0	0	0	0	0
Leg. Dist. 29		0	0	0	0	0
CITY		2	0	2	0	0
Brighton	1/6/8/13/16/18/22/23/29/31/32/33/37/41/42/43	0	0	0	0	0
	2/10/14/17/20/21/26/30/35/36/40/44/45/46	1	1	0	0	0
	3/4/5/7/9/11/12/15/19/24/25/27/28/34/38/39	0	0	0	0	0
Brighton		1	1	0	0	0
Chili	1/7/9/11/12/15/19/20/25/27/28/31	0	0	0	0	0
	2/3/5/6/13/16/21/22/23/29	0	0	0	0	0
	4/8/10/14/17/18/24/26/30/32	0	0	0	0	0
Chili		0	0	0	0	0
Clarkson	1/3/4/5/6	0	0	0	0	0
	2	0	0	0	0	0
Clarkson		0	0	0	0	0
East Rochester	1/2/3/4/5/6/7	0	0	0	0	0
East Rochester		0	0	0	0	0
Gates	1/5/6/8/10/11/12/19/22/23/24/28/32	0	0	0	0	0
	2/3/4/14/15/16/20/21/25/27/30/31	0	0	0	0	0

COUNTY COURT JUDGE
SAM PRIMARY
DETAIL

LEGISLATIVE DISTRICT OR TOWN	ELECTION DISTRICT	TOTAL VOTES	DEREK M. HARNBERGER	MEREDITH A. VACCA	SCATTER	BLANK AND VOID
			1H	2H		
Henrietta	21	0	0	0	0	0
	23	0	0	0	0	0
	26	0	0	0	0	0
	29	0	0	0	0	0
	30	0	0	0	0	0
		<u>4</u>	0	<u>4</u>	0	0
Henrietta Irondequoit	1/5/11/12/18/19/23/26/29/34/35/37/41/43/52/54/57/61/65/67	0	0	0	0	0
	2/3/9/14/25/28/33/36/39/40/44/45/48/50/53/59/60/64/66/68	0	0	0	0	0
	4/8/10/15/20/27/30/42/46/47/49/51/62/63	0	0	0	0	0
	6/7/13/16/17/21/22/24/31/32/38/55/56/58	0	0	0	0	0
		<u>0</u>	0	<u>0</u>	0	0
Irondequoit Mendon	1/2/4/8/9	0	0	0	0	0
	3/5/6/7	0	0	0	0	0
		<u>0</u>	0	<u>0</u>	0	0
Mendon Ogden	1/2/3/4/5/6/7/8/9/10/11/12/13/14/15/16/17/18/19/20	0	0	0	0	0
		<u>0</u>	0	<u>0</u>	0	0
Ogden Parma	1/2/3/4/5/6/7/8/9/10/11/12/13/14/15	0	0	0	0	0
		<u>0</u>	0	<u>0</u>	0	0
Parma Penfield	1/2/7/8/10/11/15/16/21/27/28/29/31/32/35	1	0	1	0	0
	3/4/14/18/19/23/30/36/39/41	0	0	0	0	0
	5/6/9/12/13/17/20/22/24/25/26/33/34/37/38/40/42	2	1	1	0	0
		<u>3</u>	1	<u>2</u>	0	0

COUNTY COURT JUDGE
SAM PRIMARY
DETAIL

LEGISLATIVE DISTRICT OR TOWN	ELECTION DISTRICT	DEREK M. HARNBERGER MEREDITH A. VACCA			BLANK AND VOID	
		TOTAL VOTES	1H	2H		SCATTER
Perinton	1/15/19/23/26/31/39/40/45/48	0	0	0	0	0
	2/3/8/13/17/27/28/32/33/35/44/49/51/52/53/55	0	0	0	0	0
	4/5/6/7/10/11/12/14/16/18/20/21/22/25/29/38/41/46/54	0	0	0	0	0
	9/24/30/34/36/37/42/43/47/50/56	0	0	0	0	0
Perinton		0	0	0	0	0
Pittsford	1/2/3/4/5/7/12/16/17/20/21/24/25/26/27	0	0	0	0	0
	6/8/9/10/11/13/14/15/18/19/22/23/28/29/30/31/32/33/34	1	0	0	0	1
Pittsford		1	0	0	0	1
Riga		0	0	0	0	0
Riga	1/2/3/4/5/6	0	0	0	0	0
Rush		0	0	0	0	0
Rush	1/2/3/4	0	0	0	0	0
Rush		0	0	0	0	0
Sweden		0	0	0	0	0
Sweden	1/2/3/4/5/6/7/8/9/10/11/12	0	0	0	0	0
Sweden		0	0	0	0	0
Webster	1/2/4/5/14/16/21/23/25/26/29/30/31/32/35/38	0	0	0	0	0
	3/9/10/17/20/24/28/33/34/36/41/42	0	0	0	0	0
	6/7/8/11/12/13/15/18/19/22/27/37/39/40/43	0	0	0	0	0
Webster		0	0	0	0	0

COUNTY COURT JUDGE
 SAM PRIMARY
 DETAIL

<u>LEGISLATIVE DISTRICT OR TOWN</u>	<u>ELECTION DISTRICT</u>
Wheatland	1/2/3/4/5
Wheatland	
TOWNS	
GRAND TOTAL:	

<u>TOTAL VOTES</u>	<u>DEREK M. HARNBERGER 1H</u>	<u>MEREDITH A. VACCA 2H</u>	<u>SCATTER</u>	<u>BLANK AND VOID</u>
<u>0</u>	<u>0</u>	<u>0</u>	<u>0</u>	<u>0</u>
<u>0</u>	<u>0</u>	<u>0</u>	<u>0</u>	<u>0</u>
<u>9</u>	<u>2</u>	<u>6</u>	<u>0</u>	<u>1</u>
<u>11</u>	<u>2</u>	<u>8</u>	<u>0</u>	<u>1</u>

SURROGATE COURT JUDGE
SAM PRIMARY
SUMMARY

LEGISLATIVE DISTRICT OR TOWN	TOTAL VOTES	CHRISTOPHER S. CIACCIO	ELENA F. CARIOLA	SCATTER	BLANK AND VOID
		3H	4H		
Leg. Dist. 07	0	0	0	0	0
Leg. Dist. 16	0	0	0	0	0
Leg. Dist. 21	0	0	0	0	0
Leg. Dist. 22	0	0	0	0	0
Leg. Dist. 23	0	0	0	0	0
Leg. Dist. 24	0	0	0	0	0
Leg. Dist. 25	2	0	2	0	0
Leg. Dist. 26	0	0	0	0	0
Leg. Dist. 27	0	0	0	0	0
Leg. Dist. 28	0	0	0	0	0
Leg. Dist. 29	0	0	0	0	0
CITY	2	0	2	0	0
Brighton	1	1	0	0	0
Chili	0	0	0	0	0
Clarkson	0	0	0	0	0
East Rochester	0	0	0	0	0
Gates	0	0	0	0	0
Greece	0	0	0	0	0
Hamlin	0	0	0	0	0
Henrietta	4	1	3	0	0
Irondequoit	0	0	0	0	0
Mendon	0	0	0	0	0
Ogden	0	0	0	0	0
Parma	0	0	0	0	0
Penfield	3	2	1	0	0
Perinton	0	0	0	0	0
Pittsford	1	1	0	0	0
Riga	0	0	0	0	0
Rush	0	0	0	0	0
Sweden	0	0	0	0	0
Webster	0	0	0	0	0
Wheatland	0	0	0	0	0
TOWNS	9	5	4	0	0
GRAND TOTAL:	11	5	6	0	0

SURROGATE COURT JUDGE
SAM PRIMARY
DETAIL

LEGISLATIVE DISTRICT OR TOWN	ELECTION DISTRICT	TOTAL VOTES	CHRISTOPHER S. CIACCIO 3H	ELENA F. CARIOLA 4H	SCATTER	BLANK AND VOID
Leg. Dist. 07	1/2	0	0	0	0	0
Leg. Dist. 07		0	0	0	0	0
Leg. Dist. 16	1	0	0	0	0	0
Leg. Dist. 16		0	0	0	0	0
Leg. Dist. 21	1/2/12/14/17	0	0	0	0	0
	3	0	0	0	0	0
	4	0	0	0	0	0
	5	0	0	0	0	0
	6/9/10/23-13/23-17	0	0	0	0	0
	7/8	0	0	0	0	0
	11	0	0	0	0	0
	13	0	0	0	0	0
	15	0	0	0	0	0
	16	0	0	0	0	0
	18	0	0	0	0	0
	19	0	0	0	0	0
	20	0	0	0	0	0
	21	0	0	0	0	0
	22	0	0	0	0	0
	23	0	0	0	0	0
	24	0	0	0	0	0
	25	0	0	0	0	0
	26	0	0	0	0	0
	27	0	0	0	0	0
Leg. Dist. 21		0	0	0	0	0

SURROGATE COURT JUDGE
SAM PRIMARY
DETAIL

LEGISLATIVE DISTRICT OR TOWN	ELECTION DISTRICT	TOTAL VOTES	CHRISTOPHER S. CIACCIO 3H	ELENA F. CARIOLA 4H	SCATTER	BLANK AND VOID
Leg. Dist. 22	1/8/12/17/20/22/23/27	0	0	0	0	0
	2/3/6/7/18/21/25/26	0	0	0	0	0
	4/5/13/15/16/19/29-20	0	0	0	0	0
	9/10/14	0	0	0	0	0
	11	0	0	0	0	0
	24	0	0	0	0	0
Leg. Dist. 22		0	0	0	0	0
Leg. Dist. 23	1/2/3/4/5/6/7/8/9/10/11/14/15/20/21	0	0	0	0	0
	12/16/18/19/22/24/25/26/27	0	0	0	0	0
	23	0	0	0	0	0
	28/29	0	0	0	0	0
Leg. Dist. 23		0	0	0	0	0
Leg. Dist. 24	1/2/20/22	0	0	0	0	0
	3/23	0	0	0	0	0
	4/10/13/14/15/16/18/21	0	0	0	0	0
	5/6/7/8/9/11/12/17/19/24	0	0	0	0	0
Leg. Dist. 24		0	0	0	0	0
Leg. Dist. 25	1/5/10/19/20/22/25/26/27	2	0	2	0	0
	2/3/8/13/14/24	0	0	0	0	0
	4/6	0	0	0	0	0
	7/11	0	0	0	0	0
	9/15/16/17/18/21/27-20	0	0	0	0	0
	12/28	0	0	0	0	0
	23	0	0	0	0	0

SURROGATE COURT JUDGE
SAM PRIMARY
DETAIL

LEGISLATIVE DISTRICT OR TOWN	ELECTION DISTRICT	TOTAL VOTES	CHRISTOPHER S. CIACCIO 3H	ELENA F. CARIOLA 4H	SCATTER	BLANK AND VOID
Leg. Dist. 25	29/30	0	0	0	0	0
Leg. Dist. 25		2	0	2	0	0
Leg. Dist. 26	1/3/4/5/11/14	0	0	0	0	0
	2/12/16/17	0	0	0	0	0
	6/7/8/9/10/15	0	0	0	0	0
	13	0	0	0	0	0
Leg. Dist. 26		0	0	0	0	0
Leg. Dist. 27	1/4/5/6/9/17/19/23	0	0	0	0	0
	2/3/7/10/11/12/13/14/15/16/21	0	0	0	0	0
	8/18/22/25/26	0	0	0	0	0
Leg. Dist. 27		0	0	0	0	0
Leg. Dist. 28	1/2/4/6/9/18/20/21/29-17	0	0	0	0	0
	3/12/17/19	0	0	0	0	0
	5/7/16	0	0	0	0	0
	8/11/13/15/22	0	0	0	0	0
	10/14/29-7/29-25	0	0	0	0	0
Leg. Dist. 28		0	0	0	0	0
Leg. Dist. 29	1	0	0	0	0	0
	2	0	0	0	0	0
	3	0	0	0	0	0
	4/6/9	0	0	0	0	0
	5/19	0	0	0	0	0
	8/22/23	0	0	0	0	0

SURROGATE COURT JUDGE
SAM PRIMARY
DETAIL

LEGISLATIVE DISTRICT OR TOWN	ELECTION DISTRICT	TOTAL VOTES	CHRISTOPHER S. CIACCIO 3H	ELENA F. CARIOLA 4H	SCATTER	BLANK AND VOID
Leg. Dist. 29	10/13/15/16/26	0	0	0	0	0
	11/12/14/24	0	0	0	0	0
	18/21	0	0	0	0	0
	28	0	0	0	0	0
Leg. Dist. 29		0	0	0	0	0
CITY		2	0	2	0	0
Brighton	1/6/8/13/16/18/22/23/29/31/32/33/37/41/42/43	0	0	0	0	0
	2/10/14/17/20/21/26/30/35/36/40/44/45/46	1	1	0	0	0
	3/4/5/7/9/11/12/15/19/24/25/27/28/34/38/39	0	0	0	0	0
Brighton		1	1	0	0	0
Chili	1/7/9/11/12/15/19/20/25/27/28/31	0	0	0	0	0
	2/3/5/6/13/16/21/22/23/29	0	0	0	0	0
	4/8/10/14/17/18/24/26/30/32	0	0	0	0	0
Chili		0	0	0	0	0
Clarkson	1/3/4/5/6	0	0	0	0	0
	2	0	0	0	0	0
Clarkson		0	0	0	0	0
East Rochester	1/2/3/4/5/6/7	0	0	0	0	0
East Rochester		0	0	0	0	0
Gates	1/5/6/8/10/11/12/19/22/23/24/28/32	0	0	0	0	0
	2/3/4/14/15/16/20/21/25/27/30/31	0	0	0	0	0

SURROGATE COURT JUDGE
SAM PRIMARY
DETAIL

LEGISLATIVE DISTRICT OR TOWN	ELECTION DISTRICT	TOTAL VOTES	CHRISTOPHER	CIACCIO	ELENA	CARIOLA	SCATTER	BLANK AND VOID
			3H	4H				
Henrietta	23	0	0	0	0	0	0	0
	26	0	0	0	0	0	0	0
	29	0	0	0	0	0	0	0
	30	0	0	0	0	0	0	0
Henrietta		4	1	3		0	0	
Irondequoit	1/5/11/12/18/19/23/26/29/34/35/37/41/43/52/54/57/61/65/67	0	0	0	0	0	0	
	2/3/9/14/25/28/33/36/39/40/44/45/48/50/53/59/60/64/66/68	0	0	0	0	0	0	
	4/8/10/15/20/27/30/42/46/47/49/51/62/63	0	0	0	0	0	0	
	6/7/13/16/17/21/22/24/31/32/38/55/56/58	0	0	0	0	0	0	
		0	0	0	0	0	0	
Irondequoit		0	0	0	0	0	0	
Mendon	1/2/4/8/9	0	0	0	0	0	0	
	3/5/6/7	0	0	0	0	0	0	
Mendon		0	0	0	0	0	0	
Ogden	1/2/3/4/5/6/7/8/9/10/11/12/13/14/15/16/17/18/19/20	0	0	0	0	0	0	
		0	0	0	0	0	0	
Parma	1/2/3/4/5/6/7/8/9/10/11/12/13/14/15	0	0	0	0	0	0	
		0	0	0	0	0	0	
Penfield	1/2/7/8/10/11/15/16/21/27/28/29/31/32/35	1	0	1	0	0		
	3/4/14/18/19/23/30/36/39/41	0	0	0	0	0		
	5/6/9/12/13/17/20/22/24/25/26/33/34/37/38/40/42	2	2	0	0	0		
		3	2	1	0	0		

SURROGATE COURT JUDGE
SAM PRIMARY
DETAIL

LEGISLATIVE DISTRICT OR TOWN	ELECTION DISTRICT
Wheatland	1/2/3/4/5
Wheatland	
TOWNS	
GRAND TOTAL:	

TOTAL VOTES	CHRISTOPHER S. CIACCIO 3H	ELENA F. CARIOLA 4H	SCATTER	BLANK AND VOID
0	0	0	0	0
0	0	0	0	0
9	5	4	0	0
11	5	6	0	0

MEMBER OF STATE COMMITTEE FEMALE
7TH JUDICIAL DISTRICT
SAM PRIMARY
SUMMARY

LEGISLATIVE DISTRICT OR TOWN	TOTAL VOTES	MICHAELA J. SIMPSON	JOAN M. AIELLO	SCATTER	BLANK AND VOID
		5H	6H		
Leg. Dist. 07	0	0	0	0	0
Leg. Dist. 16	0	0	0	0	0
Leg. Dist. 21	0	0	0	0	0
Leg. Dist. 22	0	0	0	0	0
Leg. Dist. 23	0	0	0	0	0
Leg. Dist. 24	0	0	0	0	0
Leg. Dist. 25	2	1	1	0	0
Leg. Dist. 26	0	0	0	0	0
Leg. Dist. 27	0	0	0	0	0
Leg. Dist. 28	0	0	0	0	0
Leg. Dist. 29	0	0	0	0	0
CITY	2	1	1	0	0
Brighton	1	0	1	0	0
Chili	0	0	0	0	0
Clarkson	0	0	0	0	0
East Rochester	0	0	0	0	0
Gates	0	0	0	0	0
Greece	0	0	0	0	0
Hamlin	0	0	0	0	0
Henrietta	4	2	2	0	0
Irondequoit	0	0	0	0	0
Mendon	0	0	0	0	0
Ogden	0	0	0	0	0
Parma	0	0	0	0	0
Penfield	3	0	3	0	0
Perinton	0	0	0	0	0
Pittsford	1	0	0	0	1
Riga	0	0	0	0	0
Rush	0	0	0	0	0
Sweden	0	0	0	0	0
Webster	0	0	0	0	0
Wheatland	0	0	0	0	0
TOWNS	9	2	6	0	1
GRAND TOTAL:	11	3	7	0	1

MEMBER OF STATE COMMITTEE FEMALE
7TH JUDICIAL DISTRICT
SAM PRIMARY
DETAIL

LEGISLATIVE DISTRICT OR TOWN	ELECTION DISTRICT	TOTAL VOTES	MICHAELA J. SIMPSON 5H	JOAN M. AIELLO 6H	SCATTER	BLANK AND VOID
Leg. Dist. 07	1/2	0	0	0	0	0
Leg. Dist. 07		0	0	0	0	0
Leg. Dist. 16	1	0	0	0	0	0
Leg. Dist. 16		0	0	0	0	0
Leg. Dist. 21	1/2/12/14/17	0	0	0	0	0
	3	0	0	0	0	0
	4	0	0	0	0	0
	5	0	0	0	0	0
	6/9/10/23-13/23-17	0	0	0	0	0
	7/8	0	0	0	0	0
	11	0	0	0	0	0
	13	0	0	0	0	0
	15	0	0	0	0	0
	16	0	0	0	0	0
	18	0	0	0	0	0
	19	0	0	0	0	0
	20	0	0	0	0	0
	21	0	0	0	0	0
	22	0	0	0	0	0
	23	0	0	0	0	0
	24	0	0	0	0	0
	25	0	0	0	0	0
	26	0	0	0	0	0
	27	0	0	0	0	0
Leg. Dist. 21		0	0	0	0	0

MEMBER OF STATE COMMITTEE FEMALE
7TH JUDICIAL DISTRICT
SAM PRIMARY
DETAIL

LEGISLATIVE DISTRICT OR TOWN	ELECTION DISTRICT	TOTAL VOTES	MICHAELA J. SIMPSON 5H	JOAN M. AIELLO 6H	SCATTER	BLANK AND VOID
Leg. Dist. 22	1/8/12/17/20/22/23/27	0	0	0	0	0
	2/3/6/7/18/21/25/26	0	0	0	0	0
	4/5/13/15/16/19/29-20	0	0	0	0	0
	9/10/14	0	0	0	0	0
	11	0	0	0	0	0
	24	0	0	0	0	0
Leg. Dist. 22		0	0	0	0	0
Leg. Dist. 23	1/2/3/4/5/6/7/8/9/10/11/14/15/20/21	0	0	0	0	0
	12/16/18/19/22/24/25/26/27	0	0	0	0	0
	23	0	0	0	0	0
	28/29	0	0	0	0	0
Leg. Dist. 23		0	0	0	0	0
Leg. Dist. 24	1/2/20/22	0	0	0	0	0
	3/23	0	0	0	0	0
	4/10/13/14/15/16/18/21	0	0	0	0	0
	5/6/7/8/9/11/12/17/19/24	0	0	0	0	0
Leg. Dist. 24		0	0	0	0	0
Leg. Dist. 25	1/5/10/19/20/22/25/26/27	2	1	1	0	0
	2/3/8/13/14/24	0	0	0	0	0
	4/6	0	0	0	0	0
	7/11	0	0	0	0	0
	9/15/16/17/18/21/27-20	0	0	0	0	0
	12/28	0	0	0	0	0
	23	0	0	0	0	0

MEMBER OF STATE COMMITTEE FEMALE
7TH JUDICIAL DISTRICT
SAM PRIMARY
DETAIL

LEGISLATIVE DISTRICT OR TOWN	ELECTION DISTRICT	TOTAL VOTES	MICHAELA J. SIMPSON 5H	JOAN M. AIELLO 6H	SCATTER	BLANK AND VOID
Leg. Dist. 25	29/30	0	0	0	0	0
Leg. Dist. 25		2	1	1	0	0
Leg. Dist. 26	1/3/4/5/11/14	0	0	0	0	0
	2/12/16/17	0	0	0	0	0
	6/7/8/9/10/15	0	0	0	0	0
	13	0	0	0	0	0
Leg. Dist. 26		0	0	0	0	0
Leg. Dist. 27	1/4/5/6/9/17/19/23	0	0	0	0	0
	2/3/7/10/11/12/13/14/15/16/21	0	0	0	0	0
	8/18/22/25/26	0	0	0	0	0
Leg. Dist. 27		0	0	0	0	0
Leg. Dist. 28	1/2/4/6/9/18/20/21/29-17	0	0	0	0	0
	3/12/17/19	0	0	0	0	0
	5/7/16	0	0	0	0	0
	8/11/13/15/22	0	0	0	0	0
	10/14/29-7/29-25	0	0	0	0	0
Leg. Dist. 28		0	0	0	0	0
Leg. Dist. 29	1	0	0	0	0	0
	2	0	0	0	0	0
	3	0	0	0	0	0
	4/6/9	0	0	0	0	0
	5/19	0	0	0	0	0
	8/22/23	0	0	0	0	0

MEMBER OF STATE COMMITTEE FEMALE
7TH JUDICIAL DISTRICT
SAM PRIMARY
DETAIL

LEGISLATIVE DISTRICT OR TOWN	ELECTION DISTRICT	TOTAL VOTES	MICHAELA J. SIMPSON 5H	JOAN M. AIELLO 6H	SCATTER	BLANK AND VOID
Gates	7/9/13/17/18/26/29/33/34/35	0	0	0	0	0
Gates		0	0	0	0	0
Greece	1/2/15/16/34/35/38/43/44/54/58/70/71/74/76/79/82/84/89/90/98/99/102/103/106/107	0	0	0	0	0
	3/28/45/52/53/62/64/72/73/80/85/86/88/91/92/96/97/100/101/104/105	0	0	0	0	0
	4/5/6/7/8/9/10/11/12/13/19/20/21/22/23/25/26/30/31/32/40/41/46/47/48/49/50/51/55/56/59/61/63/68/78	0	0	0	0	0
	14/17/18/24/27/29/33/36/37/39/42/57/60/65/66/67/69/75/77/81/83/87/93/94/95/108/109	0	0	0	0	0
Greece		0	0	0	0	0
Hamlin	1/3/6/7/8	0	0	0	0	0
	2/4/5/9/10	0	0	0	0	0
Hamlin		0	0	0	0	0
Henrietta	1	0	0	0	0	0
	2/19/20/35	3	1	2	0	0
	3/9/14/24/33	0	0	0	0	0
	4	0	0	0	0	0
	5	0	0	0	0	0
	6/17/18/25/27/31	1	1	0	0	0
	7/22/32/34	0	0	0	0	0
	8	0	0	0	0	0
	10	0	0	0	0	0
	11	0	0	0	0	0
	12	0	0	0	0	0
	13	0	0	0	0	0
	15	0	0	0	0	0
	16/28	0	0	0	0	0

MEMBER OF STATE COMMITTEE FEMALE
7TH JUDICIAL DISTRICT
SAM PRIMARY
DETAIL

LEGISLATIVE DISTRICT OR TOWN	ELECTION DISTRICT	TOTAL VOTES	MICHAELA	J.	SIMPSON	JOAN	M.	AIELLO	SCATTER	BLANK AND VOID
			5H	6H						
Henrietta	21	0	0	0	0	0	0	0	0	0
	23	0	0	0	0	0	0	0	0	0
	26	0	0	0	0	0	0	0	0	0
	29	0	0	0	0	0	0	0	0	0
	30	0	0	0	0	0	0	0	0	0
Henrietta		4	2	2	0	0	0	0	0	0
Irondequoit	1/5/11/12/18/19/23/26/29/34/35/37/41/43/52/54/57/61/65/67	0	0	0	0	0	0	0	0	0
	2/3/9/14/25/28/33/36/39/40/44/45/48/50/53/59/60/64/66/68	0	0	0	0	0	0	0	0	0
	4/8/10/15/20/27/30/42/46/47/49/51/62/63	0	0	0	0	0	0	0	0	0
	6/7/13/16/17/21/22/24/31/32/38/55/56/58	0	0	0	0	0	0	0	0	0
		0	0	0	0	0	0	0	0	0
Irondequoit		0	0	0	0	0	0	0	0	0
Mendon	1/2/4/8/9	0	0	0	0	0	0	0	0	0
	3/5/6/7	0	0	0	0	0	0	0	0	0
Mendon		0	0	0	0	0	0	0	0	0
Ogden	1/2/3/4/5/6/7/8/9/10/11/12/13/14/15/16/17/18/19/20	0	0	0	0	0	0	0	0	0
		0	0	0	0	0	0	0	0	0
Ogden		0	0	0	0	0	0	0	0	0
Parma	1/2/3/4/5/6/7/8/9/10/11/12/13/14/15	0	0	0	0	0	0	0	0	0
		0	0	0	0	0	0	0	0	0
Parma		0	0	0	0	0	0	0	0	0
Penfield	1/2/7/8/10/11/15/16/21/27/28/29/31/32/35	1	0	1	0	0	0	0	0	0
	3/4/14/18/19/23/30/36/39/41	0	0	0	0	0	0	0	0	0
	5/6/9/12/13/17/20/22/24/25/26/33/34/37/38/40/42	2	0	2	0	0	0	0	0	0
		3	0	3	0	0	0	0	0	0

MEMBER OF STATE COMMITTEE FEMALE
7TH JUDICIAL DISTRICT
SAM PRIMARY
DETAIL

LEGISLATIVE DISTRICT OR TOWN	ELECTION DISTRICT	TOTAL VOTES	MICHAELA J. SIMPSON 5H	JOAN M. AIELLO 6H	SCATTER	BLANK AND VOID
Perinton	1/15/19/23/26/31/39/40/45/48	0	0	0	0	0
	2/3/8/13/17/27/28/32/33/35/44/49/51/52/53/55	0	0	0	0	0
	4/5/6/7/10/11/12/14/16/18/20/21/22/25/29/38/41/46/54	0	0	0	0	0
	9/24/30/34/36/37/42/43/47/50/56	0	0	0	0	0
Perinton		0	0	0	0	0
Pittsford	1/2/3/4/5/7/12/16/17/20/21/24/25/26/27	0	0	0	0	0
	6/8/9/10/11/13/14/15/18/19/22/23/28/29/30/31/32/33/34	1	0	0	0	1
Pittsford		1	0	0	0	1
Riga	1/2/3/4/5/6	0	0	0	0	0
Riga		0	0	0	0	0
Rush	1/2/3/4	0	0	0	0	0
Rush		0	0	0	0	0
Sweden	1/2/3/4/5/6/7/8/9/10/11/12	0	0	0	0	0
Sweden		0	0	0	0	0
Webster	1/2/4/5/14/16/21/23/25/26/29/30/31/32/35/38	0	0	0	0	0
	3/9/10/17/20/24/28/33/34/36/41/42	0	0	0	0	0
	6/7/8/11/12/13/15/18/19/22/27/37/39/40/43	0	0	0	0	0
Webster		0	0	0	0	0

MEMBER OF STATE COMMITTEE FEMALE
 7TH JUDICIAL DISTRICT
 SAM PRIMARY
 DETAIL

LEGISLATIVE DISTRICT OR TOWN	<u>ELECTION DISTRICT</u>
Wheatland	1/2/3/4/5
Wheatland	
TOWNS	
GRAND TOTAL:	

TOTAL VOTES	MICHAELA J. SIMPSON 5H	JOAN M. AIELLO 6H	SCATTER	BLANK AND VOID
0	0	0	0	0
0	0	0	0	0
9	2	6	0	1
11	3	7	0	1

PRESIDENT AND VICE PRESIDENT OF THE UNITED STATES
SUMMARY

LEGISLATIVE DISTRICT OR TOWN	TOTAL VOTES	JOSEPH R. BIDEN AND KAMALA D. HARRIS	DONALD J. TRUMP AND MICHAEL R. PENGE	DONALD J. TRUMP AND MICHAEL R. PENGE	JOSEPH R. BIDEN AND KAMALA D. HARRIS	HOWIE HAWKINS AND ANGELA NICOLE WALKER	JO JORGENSEN AND JEREMY COHEN	BROCK PIERCE AND KARLA BALLARD	SCATTER	BLANK AND VOID
		DEM	REP	CON	WOR	GRE	LBT	IND		
Leg. Dist. 07	961	525	328	38	36	10	9	7	0	8
Leg. Dist. 16	14	12	1	0	1	0	0	0	0	0
Leg. Dist. 21	9,359	7,068	1,258	191	536	66	109	36	44	51
Leg. Dist. 22	5,994	5,087	581	63	133	21	16	21	8	64
Leg. Dist. 23	11,182	7,922	1,757	252	822	84	179	36	67	63
Leg. Dist. 24	6,653	4,809	802	115	672	76	111	15	25	28
Leg. Dist. 25	8,202	6,750	691	95	421	58	65	25	32	65
Leg. Dist. 26	6,388	3,970	1,767	232	203	29	73	38	22	54
Leg. Dist. 27	9,650	8,044	868	139	355	48	44	38	45	69
Leg. Dist. 28	6,049	4,522	1,045	137	187	23	31	28	10	66
Leg. Dist. 29	7,473	5,659	1,237	149	250	29	32	26	28	63
CITY	71,925	54,368	10,335	1,411	3,616	444	669	270	281	531
Brighton	20,631	14,305	4,060	536	1,054	91	264	91	112	118
Chili	16,713	7,809	6,877	1,058	401	73	240	81	73	101
Clarkson	3,815	1,329	1,986	296	82	10	63	22	12	15
East Rochester	3,098	1,662	1,060	129	115	17	52	27	12	24
Gates	15,505	7,564	6,259	823	391	61	185	77	47	98
Greece	52,560	23,873	22,905	3,205	1,102	158	584	237	172	324
Hamlin	4,665	1,489	2,602	369	74	11	50	29	23	18
Henrietta	21,006	11,889	6,821	1,014	600	86	305	100	64	127
Irondequoit	29,600	17,003	9,319	1,377	1,034	108	369	126	80	184
Mendon	6,088	3,102	2,216	384	175	26	112	34	16	23

PRESIDENT AND VICE PRESIDENT OF THE UNITED STATES
SUMMARY

LEGISLATIVE DISTRICT OR TOWN	TOTAL VOTES	JOSEPH R. BIDEN AND KAMALA D. HARRIS	DONALD J. TRUMP AND MICHAEL R. PENCE	DONALD J. TRUMP AND MICHAEL R. PENCE	JOSEPH R. BIDEN AND KAMALA D. HARRIS	HOWIE HAWKINS AND ANGELA NICOLE WALKER	JO JORGENSEN AND JEREMY COHEN	BROCK PIERCE AND KARLA BALLARD	SCATTER	BLANK AND VOID
		DEM	REP	CON	WOR	GRE	LBT	IND		
Ogden	11,882	4,706	5,674	889	222	25	188	54	35	89
Parma	9,296	3,081	4,985	744	199	33	131	48	22	53
Penfield	24,308	12,860	8,697	1,218	695	77	332	126	113	190
Perinton	31,219	17,470	10,314	1,468	896	119	457	168	121	206
Pittsford	18,405	11,456	5,173	694	489	46	250	70	85	142
Riga	3,590	1,231	1,834	324	82	11	57	18	13	20
Rush	2,404	1,048	1,031	165	61	8	44	15	9	23
Sweden	5,852	2,728	2,335	452	149	24	90	41	12	21
Webster	28,071	13,448	11,429	1,701	628	83	370	132	89	191
Wheatland	2,866	1,185	1,279	213	75	18	53	19	12	12
TOWNS	<u>311,574</u>	<u>159,238</u>	<u>116,856</u>	<u>17,059</u>	<u>8,524</u>	<u>1,085</u>	<u>4,196</u>	<u>1,515</u>	<u>1,122</u>	<u>1,979</u>
GRAND TOTAL:	<u>383,499</u>	<u>213,606</u>	<u>127,191</u>	<u>18,470</u>	<u>12,140</u>	<u>1,529</u>	<u>4,865</u>	<u>1,785</u>	<u>1,403</u>	<u>2,510</u>

PRESIDENT AND VICE PRESIDENT OF THE UNITED STATES
DETAIL

LEGISLATIVE DISTRICT OR TOWN	ELECTION DISTRICT	TOTAL VOTES	JOSEPH R. BIDEN AND KAMALA D. HARRIS	DONALD J. TRUMP AND MICHAEL R. PENGE	DONALD J. TRUMP AND MICHAEL R. PENGE	JOSEPH R. BIDEN AND KAMALA D. HARRIS	HOWIE HAWKINS AND ANGELA NICOLE WALKER	JO JORGENSEN AND JEREMY COHEN	BROCK PIERCE AND KARLA BALLARD	SCATTER	BLANK AND VOID
			DEM	REP	CON	WOR	GRE	LBT	IND		
Leg. Dist. 07	1	589	292	225	19	25	7	7	7	0	7
	2	372	233	103	19	11	3	2	0	0	1
Leg. Dist. 07		961	525	328	38	36	10	9	7	0	8
Leg. Dist. 16	1	14	12	1	0	1	0	0	0	0	0
Leg. Dist. 16		14	12	1	0	1	0	0	0	0	0
Leg. Dist. 21	1	421	277	84	9	40	1	6	3	0	1
	2	356	238	56	13	38	2	4	3	1	1
	3	254	172	54	11	10	1	2	1	0	3
	4	221	169	33	1	12	0	0	0	1	5
	5	262	194	31	4	29	0	3	0	1	0
	6	407	320	37	7	23	4	11	1	2	2
	7	597	441	94	12	31	3	5	2	4	5
	8	186	146	18	4	15	1	0	0	1	1
	9	519	370	83	12	35	5	9	1	1	3
	10	510	409	54	11	22	1	4	1	3	5
	11	342	271	51	9	8	1	0	0	0	2
	12	802	554	144	16	61	6	15	2	3	1
	13	283	204	31	6	26	3	7	0	2	4
	14	175	134	18	4	12	0	3	1	3	0
	15	503	382	71	12	16	3	10	3	2	4
	16	186	131	44	5	3	0	2	0	0	1

PRESIDENT AND VICE PRESIDENT OF THE UNITED STATES
DETAIL

LEGISLATIVE DISTRICT OR TOWN	ELECTION DISTRICT	TOTAL VOTES	JOSEPH R. BIDEN AND KAMALA D. HARRIS	DONALD J. TRUMP AND MICHAEL R. PENCE	DONALD J. TRUMP AND MICHAEL R. PENCE	JOSEPH R. BIDEN AND KAMALA D. HARRIS	HOWIE HAWKINS AND ANGELA NICOLE WALKER	JO JORGENSEN AND JEREMY COHEN	BROCK PIERCE AND KARLA BALLARD	SCATTER	BLANK AND VOID
			DEM	REP	CON	WOR	GRE	LBT	IND		
Leg. Dist. 21	17	394	301	43	7	25	6	3	3	3	3
	18	300	245	31	4	12	1	4	2	0	1
	19	192	166	18	3	2	2	0	1	0	0
	20	202	151	20	4	13	5	5	1	3	0
	21	332	272	37	5	10	3	1	1	2	1
	22	396	339	27	5	13	2	2	3	2	3
	23	344	279	32	6	16	4	1	1	4	1
	24	517	355	90	14	34	9	7	4	4	0
	25	303	247	24	2	18	2	4	2	1	3
	26	126	105	10	4	6	0	0	0	1	0
	27	229	196	23	1	6	1	1	0	0	1
Leg. Dist. 21		9,359	7,068	1,258	191	536	66	109	36	44	51
Leg. Dist. 22	1	453	393	36	5	8	2	2	4	0	3
	2	158	141	13	1	0	0	0	0	1	2
	3	235	198	29	4	1	1	0	0	0	2
	4	168	148	17	0	1	0	0	0	0	2
	5	242	212	20	0	3	0	0	2	1	4
	6	261	226	21	2	3	0	1	1	0	7
	7	149	124	20	0	3	1	0	0	0	1
	8	276	230	25	6	10	0	0	1	0	4
	9	185	155	20	0	5	0	1	0	1	3
	10	211	194	9	2	1	1	0	2	0	2

PRESIDENT AND VICE PRESIDENT OF THE UNITED STATES
DETAIL

LEGISLATIVE DISTRICT OR TOWN	ELECTION DISTRICT	TOTAL VOTES	JOSEPH R. BIDEN AND KAMALA D. HARRIS	DONALD J. TRUMP AND MICHAEL R. PENCE	DONALD J. TRUMP AND MICHAEL R. PENCE	JOSEPH R. BIDEN AND KAMALA D. HARRIS	HOWIE HAWKINS AND ANGELA NICOLE WALKER	JO JORGENSEN AND JEREMY COHEN	BROCK PIERCE AND KARLA BALLARD	SCATTER	BLANK AND VOID
			DEM	REP	CON	WOR	GRE	LBT	IND		
Leg. Dist. 22											
	11	313	258	27	4	11	4	1	2	2	4
	12	183	160	18	1	1	0	0	1	1	1
	13	102	87	5	0	7	0	2	0	0	1
	14	241	207	24	0	3	2	0	0	0	5
	15	231	198	20	3	6	0	0	1	0	3
	16	114	94	15	0	5	0	0	0	0	0
	17	129	116	10	1	1	0	0	0	0	1
	18	164	126	33	4	0	0	0	0	0	1
	19	157	134	15	2	1	0	2	0	0	3
	20	263	225	23	3	5	0	1	1	0	5
	21	181	146	25	1	6	0	0	0	0	3
	22	277	240	24	6	3	1	0	1	0	2
	23	171	153	15	2	1	0	0	0	0	0
	24	141	118	15	3	3	0	0	1	1	0
	25	522	407	65	11	28	4	4	1	1	1
	26	171	138	19	1	10	0	2	0	0	1
	27	296	259	18	1	7	5	0	3	0	3
Leg. Dist. 22		5,994	5,087	581	63	133	21	16	21	8	64
Leg. Dist. 23											
	1	211	150	44	4	10	0	1	0	0	2
	2	448	323	48	11	46	5	9	2	3	1
	3	381	282	46	5	33	5	5	2	3	0
	4	561	391	93	16	44	5	5	1	3	3

PRESIDENT AND VICE PRESIDENT OF THE UNITED STATES
DETAIL

LEGISLATIVE DISTRICT OR TOWN	ELECTION DISTRICT	TOTAL VOTES	JOSEPH R. BIDEN AND KAMALA D. HARRIS	DONALD J. TRUMP AND MICHAEL R. PENGE	DONALD J. TRUMP AND MICHAEL R. PENGE	JOSEPH R. BIDEN AND KAMALA D. HARRIS	HOWIE HAWKINS AND ANGELA NICOLE WALKER	JO JORGENSEN AND JEREMY COHEN	BROCK PIERCE AND KARLA BALLARD	SCATTER	BLANK AND VOID
			DEM	REP	CON	WOR	GRE	LBT	IND		
Leg. Dist. 23	5	286	213	32	4	26	4	6	1	0	0
	6	246	161	45	5	19	5	11	0	0	0
	7	469	329	58	8	49	7	11	1	3	3
	8	434	322	53	10	36	1	5	3	3	1
	9	283	201	47	7	20	0	5	2	0	1
	10	371	278	46	6	30	5	0	1	2	3
	11	372	256	63	7	30	6	7	0	2	1
	12	476	338	89	8	22	1	8	2	4	4
	13	384	272	66	10	28	0	2	1	0	5
	14	436	308	61	14	36	5	10	0	1	1
	15	308	228	44	8	21	2	3	1	0	1
	16	201	148	30	9	10	0	3	1	0	0
	17	507	372	78	10	25	5	7	1	5	4
	18	716	493	134	20	42	4	13	3	4	3
	19	409	270	83	8	27	1	7	2	3	8
	20	440	328	53	13	34	1	7	0	3	1
	21	350	250	49	13	27	2	2	1	3	3
	22	309	220	59	3	18	0	3	0	1	5
	23	266	211	34	4	11	0	3	1	1	1
	24	360	225	87	8	20	4	5	4	3	4
	25	492	334	85	13	37	1	15	2	3	2
	26	626	436	108	10	45	5	10	1	7	4
	27	299	202	54	11	18	5	5	0	3	1

PRESIDENT AND VICE PRESIDENT OF THE UNITED STATES
DETAIL

LEGISLATIVE DISTRICT OR TOWN	ELECTION DISTRICT	TOTAL VOTES	JOSEPH R. BIDEN AND KAMALA D. HARRIS	DONALD J. TRUMP AND MICHAEL R. PENGE	DONALD J. TRUMP AND MICHAEL R. PENGE	JOSEPH R. BIDEN AND KAMALA D. HARRIS	HOWIE HAWKINS AND ANGELA NICOLE WALKER	JO JORGENSEN AND JEREMY COHEN	BROCK PIERCE AND KARLA BALLARD	SCATTER	BLANK AND VOID
			DEM	REP	CON	WOR	GRE	LBT	IND		
Leg. Dist. 23	28	474	333	60	6	53	3	10	2	6	1
	29	67	48	8	1	5	2	1	1	1	0
Leg. Dist. 23		11,182	7,922	1,757	252	822	84	179	36	67	63
Leg. Dist. 24	1	469	349	38	8	61	5	5	1	2	0
	2	212	152	20	3	30	2	4	1	0	0
	3	259	194	23	5	28	5	3	0	1	0
	4	411	297	36	9	49	8	7	2	2	1
	5	356	246	62	8	28	2	3	0	1	6
	6	294	210	42	2	38	0	2	0	0	0
	7	210	149	37	3	13	0	5	0	3	0
	8	305	220	43	5	22	1	8	1	1	4
	9	238	161	40	10	14	5	5	2	1	0
	10	671	484	69	9	80	8	16	1	3	1
	11	240	178	39	5	14	1	2	1	0	0
	12	92	71	15	2	1	0	0	0	0	3
	13	443	313	51	4	56	4	10	1	2	2
	14	475	330	42	4	63	9	21	1	3	2
	15	448	339	53	9	35	4	3	0	2	3
	16	418	300	64	8	35	3	4	1	1	2
	17	62	41	17	1	1	0	0	0	0	2
	18	452	316	64	9	42	9	7	2	1	2
	19	115	91	8	2	6	6	1	0	1	0

PRESIDENT AND VICE PRESIDENT OF THE UNITED STATES
DETAIL

LEGISLATIVE DISTRICT OR TOWN	ELECTION DISTRICT	TOTAL VOTES	JOSEPH R. BIDEN AND KAMALA D. HARRIS	DONALD J. TRUMP AND MICHAEL R. PENCE	DONALD J. TRUMP AND MICHAEL R. PENCE	JOSEPH R. BIDEN AND KAMALA D. HARRIS	HOWIE HAWKINS AND ANGELA NICOLE WALKER	JO JORGENSEN AND JEREMY COHEN	BROCK PIERCE AND KARLA BALLARD	SCATTER	BLANK AND VOID
			DEM	REP	CON	WOR	GRE	LBT	IND		
Leg. Dist. 24											
	20	89	65	10	1	12	0	1	0	0	0
	21	98	75	6	0	14	3	0	0	0	0
	22	139	104	11	4	17	0	2	0	1	0
	23	112	92	5	3	11	0	1	0	0	0
	24	45	32	7	1	2	1	1	1	0	0
		6,653	4,809	802	115	672	76	111	15	25	28
Leg. Dist. 24											
Leg. Dist. 25											
	1	514	407	63	3	24	3	8	0	3	3
	2	343	305	16	2	9	4	3	1	3	0
	3	391	348	26	3	9	3	0	0	1	1
	4	139	119	8	2	6	0	0	1	2	1
	5	321	290	17	1	8	0	1	1	0	3
	6	343	245	18	1	55	11	6	2	2	3
	7	406	373	14	4	7	1	0	2	0	5
	8	355	324	11	2	6	0	1	0	4	7
	9	153	139	9	0	3	0	0	0	0	2
	10	387	324	30	2	23	0	4	2	1	1
	11	168	159	3	1	4	0	0	0	0	1
	12	385	273	28	9	61	2	8	0	3	1
	13	302	270	11	0	14	2	0	1	0	4
	14	209	150	14	5	21	7	5	2	3	2
	15	258	236	13	3	2	0	0	1	0	3
	16	316	261	34	3	8	0	2	2	0	6

PRESIDENT AND VICE PRESIDENT OF THE UNITED STATES
DETAIL

LEGISLATIVE DISTRICT OR TOWN	ELECTION DISTRICT	TOTAL VOTES	JOSEPH R. BIDEN AND KAMALA D. HARRIS	DONALD J. TRUMP AND MICHAEL R. PENCE	DONALD J. TRUMP AND MICHAEL R. PENCE	JOSEPH R. BIDEN AND KAMALA D. HARRIS	HOWIE HAWKINS AND ANGELA NICOLE WALKER	JO JORGENSEN AND JEREMY COHEN	BROCK PIERCE AND KARLA BALLARD	SCATTER	BLANK AND VOID
			DEM	REP	CON	WOR	GRE	LBT	IND		
Leg. Dist. 25											
	17	223	215	5	0	1	1	0	0	0	1
	18	439	366	46	10	8	1	1	0	3	4
	19	287	215	46	8	9	3	4	1	1	0
	20	226	159	46	4	9	1	3	0	0	4
	21	288	234	32	6	11	0	1	2	0	2
	22	291	235	24	3	16	4	4	1	1	3
	23	117	95	4	0	17	0	0	0	1	0
	24	82	65	15	0	0	1	0	0	0	1
	25	717	544	92	16	44	4	5	4	2	6
	26	76	58	5	0	10	1	2	0	0	0
	27	111	87	16	2	2	1	1	1	1	0
	28	27	17	3	0	4	1	2	0	0	0
	29	129	87	15	3	19	2	2	0	1	0
	30	199	150	27	2	11	5	2	1	0	1
Leg. Dist. 25		8,202	6,750	691	95	421	58	65	25	32	65
Leg. Dist. 26											
	1	627	358	196	29	23	4	8	2	2	5
	2	306	159	110	20	9	0	3	1	1	3
	3	257	174	60	5	6	1	6	2	1	2
	4	331	185	110	17	6	3	2	2	1	5
	5	329	214	84	12	8	1	4	2	1	3
	6	308	232	53	10	9	1	0	0	0	3
	7	351	228	84	12	14	2	2	4	1	4

PRESIDENT AND VICE PRESIDENT OF THE UNITED STATES
DETAIL

LEGISLATIVE DISTRICT OR TOWN	ELECTION DISTRICT	TOTAL VOTES	JOSEPH R. BIDEN AND KAMALA D. HARRIS	DONALD J. TRUMP AND MICHAEL R. PENCE	DONALD J. TRUMP AND MICHAEL R. PENCE	JOSEPH R. BIDEN AND KAMALA D. HARRIS	HOWIE HAWKINS AND ANGELA NICOLE WALKER	JO JORGENSEN AND JEREMY COHEN	BROCK PIERCE AND KARLA BALLARD	SCATTER	BLANK AND VOID
			DEM	REP	CON	WOR	GRE	LBT	IND		
Leg. Dist. 26											
	8	437	323	76	6	16	1	7	3	1	4
	9	412	283	76	10	20	1	8	7	2	5
	10	386	281	74	10	9	3	2	1	2	4
	11	369	223	108	15	14	1	2	2	0	4
	12	391	199	155	14	11	1	7	2	1	1
	13	371	188	145	18	9	5	5	1	0	0
	14	447	260	129	25	18	2	7	2	1	3
	15	347	257	60	5	12	2	3	3	4	1
	16	389	229	129	12	8	1	3	4	2	1
	17	330	177	118	12	11	0	4	0	2	6
Leg. Dist. 26		6,388	3,970	1,767	232	203	29	73	38	22	54
Leg. Dist. 27											
	1	508	415	53	14	18	3	3	0	1	1
	2	452	384	34	8	15	3	3	1	1	3
	3	380	309	34	14	14	1	2	1	3	2
	4	477	402	33	11	21	3	0	2	4	1
	5	442	389	23	2	19	1	1	0	4	3
	6	406	359	27	0	11	3	1	1	0	4
	7	402	332	38	4	16	1	6	2	0	3
	8	649	587	30	3	18	1	1	3	2	4
	9	424	365	21	2	26	2	2	2	0	4
	10	399	312	46	8	20	7	3	0	1	2
	11	473	403	31	9	19	1	2	1	2	5

PRESIDENT AND VICE PRESIDENT OF THE UNITED STATES
DETAIL

LEGISLATIVE DISTRICT OR TOWN	ELECTION DISTRICT	TOTAL VOTES	JOSEPH R. BIDEN AND KAMALA D. HARRIS	DONALD J. TRUMP AND MICHAEL R. PENCE	DONALD J. TRUMP AND MICHAEL R. PENCE	JOSEPH R. BIDEN AND KAMALA D. HARRIS	HOWIE HAWKINS AND ANGELA NICOLE WALKER	JO JORGENSEN AND JEREMY COHEN	BROCK PIERCE AND KARLA BALLARD	SCATTER	BLANK AND VOID
			DEM	REP	CON	WOR	GRE	LBT	IND		
Leg. Dist. 27											
	12	328	266	31	4	17	1	3	2	3	1
	13	452	389	22	5	18	4	2	5	5	2
	14	293	252	19	3	10	0	0	3	3	3
	15	369	328	15	3	14	3	1	1	2	2
	16	394	328	24	4	26	2	3	1	4	2
	17	440	374	38	5	10	1	1	3	0	8
	18	435	304	108	6	5	0	2	4	2	4
	19	425	379	19	5	13	3	2	0	0	4
	20	279	250	17	1	5	1	2	1	1	1
	21	212	178	16	1	10	3	0	1	1	2
	22	345	239	74	11	9	2	3	1	2	4
	23	262	232	15	1	8	1	0	0	3	2
	25	187	118	45	8	10	1	0	3	1	1
	26	217	150	55	7	3	0	1	0	0	1
Leg. Dist. 27		9,650	8,044	868	139	355	48	44	38	45	69
Leg. Dist. 28											
	1	354	277	50	2	10	3	1	2	2	7
	2	227	164	46	6	7	1	0	1	1	1
	3	233	184	32	5	6	2	1	2	0	1
	4	227	157	49	7	4	0	2	3	0	5
	5	177	126	39	5	6	0	0	0	0	1
	6	443	337	71	12	12	0	6	2	0	3
	7	589	408	135	14	19	4	2	3	0	4

PRESIDENT AND VICE PRESIDENT OF THE UNITED STATES
DETAIL

LEGISLATIVE DISTRICT OR TOWN	ELECTION DISTRICT	TOTAL VOTES	JOSEPH R. BIDEN AND KAMALA D. HARRIS	DONALD J. TRUMP AND MICHAEL R. PENGE	DONALD J. TRUMP AND MICHAEL R. PENGE	JOSEPH R. BIDEN AND KAMALA D. HARRIS	HOWIE HAWKINS AND ANGELA NICOLE WALKER	JO JORGENSEN AND JEREMY COHEN	BROCK PIERCE AND KARLA BALLARD	SCATTER	BLANK AND VOID
			DEM	REP	CON	WOR	GRE	LBT	IND		
Leg. Dist. 28	8	270	223	31	5	5	0	1	0	0	5
	9	378	277	72	8	13	1	3	0	1	3
	10	136	96	29	4	5	0	0	0	0	2
	11	259	179	57	6	8	1	1	0	1	6
	12	217	165	41	0	4	0	0	1	0	6
	13	348	249	68	11	9	2	0	2	2	5
	14	345	273	44	9	12	1	1	2	0	3
	15	131	105	15	3	2	0	0	2	0	4
	16	283	201	53	10	10	2	1	2	1	3
	17	57	40	14	1	1	0	0	1	0	0
	18	339	276	44	6	8	0	4	0	1	0
	19	5	4	0	0	0	0	0	0	0	1
	20	478	354	77	14	18	3	6	2	0	4
	21	392	295	58	6	25	3	2	2	1	0
	22	161	132	20	3	3	0	0	1	0	2
Leg. Dist. 28		6,049	4,522	1,045	137	187	23	31	28	10	66
Leg. Dist. 29	1	44	33	10	1	0	0	0	0	0	0
	2	112	87	15	3	5	0	1	0	0	1
	3	14	12	2	0	0	0	0	0	0	0
	4	407	281	88	8	17	2	2	0	4	5
	5	421	322	64	8	9	1	3	5	3	6
	6	258	189	46	8	10	1	1	1	1	1

PRESIDENT AND VICE PRESIDENT OF THE UNITED STATES
DETAIL

LEGISLATIVE DISTRICT OR TOWN	ELECTION DISTRICT	TOTAL VOTES	JOSEPH R. BIDEN AND KAMALA D. HARRIS	DONALD J. TRUMP AND MICHAEL R. PENGE	DONALD J. TRUMP AND MICHAEL R. PENGE	JOSEPH R. BIDEN AND KAMALA D. HARRIS	HOWIE HAWKINS AND ANGELA NICOLE WALKER	JO JORGENSEN AND JEREMY COHEN	BROCK PIERCE AND KARLA BALLARD	SCATTER	BLANK AND VOID
			DEM	REP	CON	WOR	GRE	LBT	IND		
Leg. Dist. 29	7	256	175	57	6	16	0	1	0	1	0
	8	109	89	14	1	3	0	0	0	0	2
	9	617	456	112	18	17	3	4	2	3	2
	10	451	353	79	8	8	0	2	0	0	1
	11	328	219	78	5	18	3	1	1	2	1
	12	435	342	50	11	24	2	1	3	1	1
	13	221	183	25	3	8	0	0	0	0	2
	14	145	120	14	4	3	0	2	0	0	2
	15	343	276	48	6	6	0	1	0	0	6
	16	133	110	15	2	0	0	0	2	4	0
	17	225	150	55	12	4	0	2	1	0	1
	18	323	203	75	7	21	4	4	2	4	3
	19	231	176	33	9	9	0	0	3	0	1
	20	445	364	54	4	15	1	1	0	1	5
	21	437	316	80	7	17	6	2	2	1	6
	22	159	143	13	0	0	0	0	0	0	3
	23	298	222	63	3	3	2	1	1	0	3
	24	488	384	62	5	26	4	2	1	1	3
	25	389	297	67	9	7	0	1	1	1	6
	26	179	152	18	1	4	0	0	1	1	2
	28	5	5	0	0	0	0	0	0	0	0
Leg. Dist. 29		7,473	5,659	1,237	149	250	29	32	26	28	63
CITY		71,925	54,368	10,335	1,411	3,616	444	669	270	281	531

PRESIDENT AND VICE PRESIDENT OF THE UNITED STATES
DETAIL

LEGISLATIVE DISTRICT OR TOWN	ELECTION DISTRICT	TOTAL VOTES	JOSEPH R. BIDEN AND KAMALA D. HARRIS	DONALD J. TRUMP AND MICHAEL R. PENCE	DONALD J. TRUMP AND MICHAEL R. PENCE	JOSEPH R. BIDEN AND KAMALA D. HARRIS	HOWIE HAWKINS AND ANGELA NICOLE WALKER	JO JORGENSEN AND JEREMY COHEN	BROCK PIERCE AND KARLA BALLARD	SCATTER	BLANK AND VOID
			DEM	REP	CON	WOR	GRE	LBT	IND		
Brighton	1	590	442	82	13	34	2	6	2	2	7
	2	351	206	102	21	10	2	7	0	1	2
	3	438	283	108	7	21	3	6	2	3	5
	4	510	371	84	7	32	5	7	2	0	2
	5	481	349	78	9	33	0	7	0	3	2
	6	664	439	158	12	34	6	4	3	4	4
	7	431	295	85	9	23	2	8	4	3	2
	8	518	320	163	10	8	0	8	1	6	2
	9	438	310	78	11	27	1	4	4	0	3
	10	549	388	96	16	28	2	9	1	5	4
	11	580	403	95	22	39	2	11	4	3	1
	12	604	431	88	15	44	1	13	2	7	3
	13	357	250	63	6	20	2	1	3	11	1
	14	396	288	60	3	30	3	7	0	4	1
	15	404	285	70	12	22	3	2	4	2	4
	16	322	179	117	12	5	0	5	0	1	3
	17	261	208	36	3	9	0	1	1	0	3
	18	448	339	57	10	28	3	10	0	0	1
	19	284	213	42	7	15	0	3	2	1	1
	20	386	262	71	17	26	3	3	1	1	2
	21	410	285	70	14	34	0	5	1	1	0
	22	483	349	87	15	13	3	8	3	3	2
	23	387	280	64	15	14	2	3	3	3	3

PRESIDENT AND VICE PRESIDENT OF THE UNITED STATES
DETAIL

LEGISLATIVE DISTRICT OR TOWN	ELECTION DISTRICT	TOTAL VOTES	JOSEPH R. BIDEN AND KAMALA D. HARRIS	DONALD J. TRUMP AND MICHAEL R. PENCE	DONALD J. TRUMP AND MICHAEL R. PENCE	JOSEPH R. BIDEN AND KAMALA D. HARRIS	HOWIE HAWKINS AND ANGELA NICOLE WALKER	JO JORGENSEN AND JEREMY COHEN	BROCK PIERCE AND KARLA BALLARD	SCATTER	BLANK AND VOID
			DEM	REP	CON	WOR	GRE	LBT	IND		
Brighton	24	507	348	117	17	10	2	3	3	2	5
	25	350	235	59	8	39	0	3	1	2	3
	26	329	189	101	6	19	3	5	3	2	1
	27	364	251	77	7	20	2	5	1	0	1
	28	626	448	116	10	33	2	4	3	10	0
	29	325	187	109	10	7	0	7	0	3	2
	30	779	581	145	10	21	3	3	4	3	9
	31	387	301	47	5	23	2	3	2	2	2
	32	506	357	83	15	35	1	8	1	2	4
	33	548	365	114	14	31	3	11	4	2	4
	34	454	314	89	11	26	1	7	3	0	3
	35	401	284	68	10	26	3	3	1	2	4
	36	473	327	90	13	26	2	6	7	1	1
	37	378	285	62	9	14	1	3	1	2	1
	38	539	366	106	20	30	3	6	3	2	3
	39	389	258	75	13	24	3	8	3	4	1
	40	767	550	147	18	35	1	8	2	2	4
	41	707	478	147	25	29	8	13	4	3	0
	42	149	104	27	6	8	1	0	0	1	2
	43	489	312	119	17	23	2	10	1	1	4
	44	260	167	68	7	13	0	4	0	0	1
	45	357	230	91	14	10	2	5	1	2	2

PRESIDENT AND VICE PRESIDENT OF THE UNITED STATES
DETAIL

LEGISLATIVE DISTRICT OR TOWN	ELECTION DISTRICT	TOTAL VOTES	JOSEPH R. BIDEN AND KAMALA D. HARRIS DEM	DONALD J. TRUMP AND MICHAEL R. PENGE REP	DONALD J. TRUMP AND MICHAEL R. PENGE CON	JOSEPH R. BIDEN AND KAMALA D. HARRIS WOR	HOWIE HAWKINS AND ANGELA NICOLE WALKER GRE	JO JORGENSEN AND JEREMY COHEN LBT	BROCK PIERCE AND KARLA BALLARD IND	SCATTER	BLANK AND VOID
Brighton	46	255	193	49	5	3	1	1	0	0	3
Brighton Chili		20,631	14,305	4,060	536	1,054	91	264	91	112	118
	1	388	183	143	35	11	1	6	2	0	7
	2	631	212	321	60	14	3	13	2	3	3
	3	549	241	229	41	17	3	5	4	4	5
	4	379	160	178	21	6	3	7	2	0	2
	5	441	216	155	38	17	2	8	2	2	1
	6	467	193	202	36	14	2	7	3	4	6
	7	311	163	122	11	11	0	4	0	0	0
	8	482	213	211	33	11	1	6	1	3	3
	9	443	211	180	28	10	2	7	4	1	0
	10	310	123	130	32	8	3	5	3	6	0
	11	520	234	237	21	9	3	10	1	2	3
	12	488	260	186	21	12	2	3	2	1	1
	13	700	317	313	42	11	2	6	2	4	3
	14	475	201	208	36	19	3	2	1	2	3
	15	402	178	173	27	7	6	9	0	2	0
	16	882	358	413	56	22	6	9	5	4	9
	17	1,128	478	532	62	19	4	10	8	2	13
	18	534	234	229	44	12	2	6	4	2	1
	19	428	218	174	14	12	1	7	0	1	1
	20	650	354	211	38	22	2	15	3	0	5

PRESIDENT AND VICE PRESIDENT OF THE UNITED STATES
DETAIL

LEGISLATIVE DISTRICT OR TOWN	ELECTION DISTRICT	TOTAL VOTES	JOSEPH R. BIDEN AND KAMALA D. HARRIS	DONALD J. TRUMP AND MICHAEL R. PENGE	DONALD J. TRUMP AND MICHAEL R. PENGE	JOSEPH R. BIDEN AND KAMALA D. HARRIS	HOWIE HAWKINS AND ANGELA NICOLE WALKER	JO JORGENSEN AND JEREMY COHEN	BROCK PIERCE AND KARLA BALLARD	SCATTER	BLANK AND VOID
			DEM	REP	CON	WOR	GRE	LBT	IND		
Chili											
	21	334	162	140	18	6	2	3	2	0	1
	22	639	419	164	25	15	2	7	3	3	1
	23	418	180	200	21	9	0	5	0	1	2
	24	1,129	561	433	72	21	3	20	6	8	5
	25	379	229	112	11	15	0	6	1	3	2
	26	611	238	285	51	9	4	16	3	3	2
	27	431	216	168	29	7	1	5	3	2	0
	28	397	206	153	16	7	2	6	1	1	5
	29	300	137	112	33	9	0	6	2	1	0
	30	342	164	130	24	4	1	10	4	3	2
	31	463	248	159	20	16	3	3	4	2	8
	32	662	302	274	42	19	4	8	3	3	7
Chili		16,713	7,809	6,877	1,058	401	73	240	81	73	101
Clarkson											
	1	760	244	433	49	10	3	14	5	1	1
	2	96	31	51	9	2	0	1	0	1	1
	3	561	235	253	38	15	1	11	2	4	2
	4	802	209	480	74	19	2	8	3	3	4
	5	1,114	410	549	93	27	3	19	7	1	5
	6	482	200	220	33	9	1	10	5	2	2
Clarkson		3,815	1,329	1,986	296	82	10	63	22	12	15
East Rochester											
	1	561	301	202	20	18	2	7	4	1	6

PRESIDENT AND VICE PRESIDENT OF THE UNITED STATES
DETAIL

LEGISLATIVE DISTRICT OR TOWN	ELECTION DISTRICT	TOTAL VOTES	JOSEPH R. BIDEN AND KAMALA D. HARRIS	DONALD J. TRUMP AND MICHAEL R. PENGE	DONALD J. TRUMP AND MICHAEL R. PENGE	JOSEPH R. BIDEN AND KAMALA D. HARRIS	HOWIE HAWKINS AND ANGELA NICOLE WALKER	JO JORGENSEN AND JEREMY COHEN	BROCK PIERCE AND KARLA BALLARD	SCATTER	BLANK AND VOID
			DEM	REP	CON	WOR	GRE	LBT	IND		
East Rochester	2	426	221	159	10	19	1	6	7	1	2
	3	407	201	143	30	12	4	9	4	2	2
	4	436	247	142	9	20	5	8	4	0	1
	5	388	202	126	22	13	2	11	3	2	7
	6	461	262	146	16	19	3	5	2	3	5
	7	419	228	142	22	14	0	6	3	3	1
East Rochester		3,098	1,662	1,060	129	115	17	52	27	12	24
Gates	1	368	219	94	24	15	1	7	1	4	3
	2	423	206	165	22	15	0	7	2	2	4
	3	465	241	180	16	15	2	3	2	0	6
	4	421	197	176	29	13	0	3	2	0	1
	5	454	250	154	22	12	0	6	3	1	6
	6	480	281	137	27	13	2	8	4	3	5
	7	1,025	448	473	53	24	4	9	2	2	10
	8	321	132	145	19	13	0	5	3	4	0
	9	498	256	198	19	14	2	1	2	0	6
	10	229	133	70	17	6	1	1	0	0	1
	11	324	152	136	12	13	1	6	1	1	2
	12	291	138	123	13	6	2	7	1	1	0
	13	506	234	225	19	9	2	9	1	3	4
	14	344	158	133	31	8	3	5	1	3	2
	15	741	376	309	24	14	1	8	5	2	2

PRESIDENT AND VICE PRESIDENT OF THE UNITED STATES
DETAIL

LEGISLATIVE DISTRICT OR TOWN	ELECTION DISTRICT	TOTAL VOTES	JOSEPH R. BIDEN AND KAMALA D. HARRIS	DONALD J. TRUMP AND MICHAEL R. PENCE	DONALD J. TRUMP AND MICHAEL R. PENCE	JOSEPH R. BIDEN AND KAMALA D. HARRIS	HOWIE HAWKINS AND ANGELA NICOLE WALKER	JO JORGENSEN AND JEREMY COHEN	BROCK PIERCE AND KARLA BALLARD	SCATTER	BLANK AND VOID
			DEM	REP	CON	WOR	GRE	LBT	IND		
Gates	16	382	200	145	19	11	2	1	0	1	3
	17	478	251	184	24	9	0	4	3	0	3
	18	511	197	243	40	10	7	7	3	1	3
	19	377	181	150	20	17	0	4	3	0	2
	20	411	215	154	20	13	0	5	2	0	2
	21	360	159	166	15	12	0	6	2	0	0
	22	328	164	116	22	11	6	6	2	0	1
	23	433	198	187	33	6	1	5	2	1	0
	24	1,018	537	374	52	27	4	11	4	3	6
	25	382	172	167	22	9	2	5	2	0	3
	26	521	202	263	34	9	3	4	2	2	2
	27	592	293	249	27	13	3	3	3	1	0
	28	329	152	139	19	8	3	3	0	3	2
	29	437	236	156	17	8	2	9	4	3	2
	30	265	126	116	14	2	0	3	3	0	1
	31	356	161	166	16	4	3	2	1	1	2
	32	447	226	161	31	11	0	9	4	1	4
	33	249	128	85	17	9	2	2	1	0	5
	34	422	198	191	16	3	0	7	3	2	2
	35	317	147	129	18	9	2	4	3	2	3
Gates		15,505	7,564	6,259	823	391	61	185	77	47	98

PRESIDENT AND VICE PRESIDENT OF THE UNITED STATES
DETAIL

LEGISLATIVE DISTRICT OR TOWN	ELECTION DISTRICT	TOTAL VOTES	JOSEPH R. BIDEN AND KAMALA D. HARRIS	DONALD J. TRUMP AND MICHAEL R. PENCE	DONALD J. TRUMP AND MICHAEL R. PENCE	JOSEPH R. BIDEN AND KAMALA D. HARRIS	HOWIE HAWKINS AND ANGELA NICOLE WALKER	JO JORGENSEN AND JEREMY COHEN	BROCK PIERCE AND KARLA BALLARD	SCATTER	BLANK AND VOID
			DEM	REP	CON	WOR	GRE	LBT	IND		
Greece	1	457	203	188	36	16	1	5	3	2	3
	2	566	212	281	47	14	3	4	0	1	4
	3	438	196	193	25	7	3	10	0	1	3
	4	396	200	150	28	3	2	7	1	0	5
	5	342	159	140	16	11	3	6	4	0	3
	6	322	155	125	16	13	2	4	1	4	2
	7	490	223	221	20	11	4	9	0	0	2
	8	413	197	151	27	20	2	6	7	3	0
	9	434	219	159	16	14	3	6	6	5	6
	10	386	198	153	16	8	5	1	5	0	0
	11	246	125	93	13	8	0	3	1	1	2
	12	293	133	127	17	9	0	2	1	0	4
	13	370	197	138	20	9	1	2	1	1	1
	14	298	144	105	27	11	2	7	1	1	0
	15	375	170	157	31	9	0	4	1	1	2
	16	313	132	138	24	6	4	7	1	0	1
	17	559	221	270	40	14	1	4	2	4	3
	18	484	233	197	27	11	2	7	5	1	1
	19	368	187	146	13	10	0	8	0	2	2
	20	441	218	183	18	12	1	4	2	0	3
	21	384	162	169	27	18	1	2	3	1	1
	22	321	156	124	22	13	0	5	0	0	1
	23	556	271	222	36	14	1	5	1	3	3

PRESIDENT AND VICE PRESIDENT OF THE UNITED STATES
DETAIL

LEGISLATIVE DISTRICT OR TOWN	ELECTION DISTRICT	TOTAL VOTES	JOSEPH R. BIDEN AND KAMALA D. HARRIS	DONALD J. TRUMP AND MICHAEL R. PENCE	DONALD J. TRUMP AND MICHAEL R. PENCE	JOSEPH R. BIDEN AND KAMALA D. HARRIS	HOWIE HAWKINS AND ANGELA NICOLE WALKER	JO JORGENSEN AND JEREMY COHEN	BROCK PIERCE AND KARLA BALLARD	SCATTER	BLANK AND VOID
			DEM	REP	CON	WOR	GRE	LBT	IND		
Greece	24	559	218	292	27	7	2	6	1	1	5
	25	458	244	170	25	7	1	6	0	2	3
	26	351	171	127	26	8	2	12	2	1	2
	27	838	414	343	53	13	1	4	2	4	4
	28	546	225	266	36	8	1	6	1	2	1
	29	434	197	186	24	5	0	14	2	5	1
	30	303	147	115	24	4	1	6	5	0	1
	31	366	167	159	25	7	1	4	1	1	1
	32	441	232	169	18	10	4	7	0	1	0
	33	532	222	256	32	8	2	6	2	1	3
	34	479	193	226	41	10	0	3	3	0	3
	35	405	190	165	19	14	1	7	2	1	6
	36	605	266	278	34	11	1	4	1	2	8
	37	303	123	142	21	3	2	7	2	0	3
	38	657	294	280	43	23	4	5	3	2	3
	39	311	144	124	27	4	2	3	2	3	2
	40	363	171	148	18	8	3	5	3	1	6
	41	495	253	184	33	15	0	3	1	2	4
	42	418	201	170	26	7	5	3	2	0	4
	43	518	186	261	44	10	1	2	5	5	4
	44	635	294	264	47	11	0	7	2	7	3
	45	758	267	411	57	7	4	4	3	2	3
	46	321	189	96	16	14	1	3	1	1	0

PRESIDENT AND VICE PRESIDENT OF THE UNITED STATES
DETAIL

LEGISLATIVE DISTRICT OR TOWN	ELECTION DISTRICT	TOTAL VOTES	JOSEPH R. BIDEN AND KAMALA D. HARRIS	DONALD J. TRUMP AND MICHAEL R. PENCE	DONALD J. TRUMP AND MICHAEL R. PENCE	JOSEPH R. BIDEN AND KAMALA D. HARRIS	HOWIE HAWKINS AND ANGELA NICOLE WALKER	JO JORGENSEN AND JEREMY COHEN	BROCK PIERCE AND KARLA BALLARD	SCATTER	BLANK AND VOID
			DEM	REP	CON	WOR	GRE	LBT	IND		
Greece											
	47	395	185	156	28	12	1	5	0	3	5
	48	319	160	125	14	10	1	4	2	2	1
	49	327	158	142	20	2	0	2	2	0	1
	50	409	180	176	33	8	3	3	0	3	3
	51	280	124	120	21	9	0	2	2	1	1
	52	591	254	262	34	20	4	10	1	0	6
	53	431	245	154	13	10	0	4	2	1	2
	54	518	188	269	38	7	0	8	4	2	2
	55	335	127	173	20	4	0	3	4	0	4
	56	518	257	206	32	9	3	5	2	1	3
	57	445	174	224	27	10	1	1	4	2	2
	58	563	253	254	34	11	1	7	1	0	2
	59	421	298	82	18	9	2	5	6	0	1
	60	379	177	160	28	8	1	1	3	0	1
	61	461	250	179	17	6	0	5	0	0	4
	62	637	302	280	22	16	0	9	0	4	4
	63	480	251	171	23	16	2	11	2	1	3
	64	401	180	179	17	14	0	9	0	0	2
	65	417	222	158	21	5	0	4	1	0	6
	66	284	153	106	15	3	2	2	1	2	0
	67	400	155	203	28	4	1	7	0	0	2
	68	543	217	263	36	9	0	4	1	5	8
	69	287	109	138	18	12	3	4	1	0	2

PRESIDENT AND VICE PRESIDENT OF THE UNITED STATES
DETAIL

LEGISLATIVE DISTRICT OR TOWN	ELECTION DISTRICT	TOTAL VOTES	JOSEPH R. BIDEN AND KAMALA D. HARRIS	DONALD J. TRUMP AND MICHAEL R. PENGE	DONALD J. TRUMP AND MICHAEL R. PENGE	JOSEPH R. BIDEN AND KAMALA D. HARRIS	HOWIE HAWKINS AND ANGELA NICOLE WALKER	JO JORGENSEN AND JEREMY COHEN	BROCK PIERCE AND KARLA BALLARD	SCATTER	BLANK AND VOID
			DEM	REP	CON	WOR	GRE	LBT	IND		
Greece											
	70	1,354	479	721	103	22	4	8	8	3	6
	71	532	247	238	21	8	2	4	4	1	7
	72	663	323	265	47	3	3	11	3	0	8
	73	304	160	110	20	4	0	5	4	0	1
	74	441	266	145	14	7	0	2	2	3	2
	75	363	162	163	13	7	0	6	3	4	5
	76	358	120	204	23	8	0	0	2	0	1
	77	507	248	213	30	8	0	5	0	0	3
	78	327	140	150	20	8	3	3	1	1	1
	79	984	412	450	85	19	2	8	2	2	4
	80	541	232	257	32	6	0	10	2	0	2
	81	300	130	138	13	7	1	4	1	0	6
	82	575	331	174	19	24	3	12	5	7	0
	83	311	164	107	25	8	2	1	1	1	2
	84	552	255	241	30	11	2	6	1	1	5
	85	590	275	246	40	12	0	5	5	3	4
	86	549	225	256	45	1	1	11	1	2	7
	87	375	180	147	24	9	2	6	2	0	5
	88	534	252	224	36	13	1	7	0	1	0
	89	387	178	178	14	10	0	1	4	1	1
	90	579	236	262	50	15	1	2	3	4	6
	91	842	340	401	60	12	1	11	5	1	11
	92	813	395	337	38	18	2	12	6	3	2

PRESIDENT AND VICE PRESIDENT OF THE UNITED STATES
DETAIL

LEGISLATIVE DISTRICT OR TOWN	ELECTION DISTRICT	TOTAL VOTES	JOSEPH R. BIDEN AND KAMALA D. HARRIS	DONALD J. TRUMP AND MICHAEL R. PENCE	DONALD J. TRUMP AND MICHAEL R. PENCE	JOSEPH R. BIDEN AND KAMALA D. HARRIS	HOWIE HAWKINS AND ANGELA NICOLE WALKER	JO JORGENSEN AND JEREMY COHEN	BROCK PIERCE AND KARLA BALLARD	SCATTER	BLANK AND VOID
			DEM	REP	CON	WOR	GRE	LBT	IND		
Greece	93	649	335	254	32	11	0	7	5	2	3
	94	545	239	242	31	16	1	9	3	1	3
	95	355	173	149	12	14	1	4	2	0	0
	96	602	327	218	34	10	3	4	1	2	3
	97	848	380	383	46	15	4	5	2	5	8
	98	817	407	338	44	15	1	4	3	2	3
	99	499	175	269	40	6	0	4	3	1	1
	100	701	315	328	33	13	0	6	3	1	2
	101	314	119	153	23	7	1	4	1	0	6
	102	764	325	364	41	15	1	7	3	4	4
	103	525	211	243	46	8	2	7	3	4	1
	104	374	154	172	29	7	1	4	3	1	3
	105	593	250	286	37	7	0	6	1	4	2
	106	453	172	231	28	6	6	5	1	2	2
	107	417	156	225	27	5	1	1	2	0	0
	108	425	152	229	29	9	0	1	0	1	4
	109	709	295	352	36	9	1	6	5	2	3
Greece		52,560	23,873	22,905	3,205	1,102	158	584	237	172	324
Hamlin	1	500	188	257	32	7	3	5	2	4	2
	2	510	163	290	39	3	0	5	4	3	3
	3	545	169	315	42	8	0	6	2	1	2
	4	370	99	221	38	3	1	2	3	1	2

PRESIDENT AND VICE PRESIDENT OF THE UNITED STATES
DETAIL

LEGISLATIVE DISTRICT OR TOWN	ELECTION DISTRICT	TOTAL VOTES	JOSEPH R. BIDEN AND KAMALA D. HARRIS	DONALD J. TRUMP AND MICHAEL R. PENGE	DONALD J. TRUMP AND MICHAEL R. PENGE	JOSEPH R. BIDEN AND KAMALA D. HARRIS	HOWIE HAWKINS AND ANGELA NICOLE WALKER	JO JORGENSEN AND JEREMY COHEN	BROCK PIERCE AND KARLA BALLARD	SCATTER	BLANK AND VOID
			DEM	REP	CON	WOR	GRE	LBT	IND		
Hamlin	5	495	138	281	51	10	1	9	1	0	4
	6	415	161	212	27	7	0	1	3	4	0
	7	603	203	330	43	12	1	6	4	2	2
	8	353	100	204	33	7	2	4	1	2	0
	9	317	92	188	21	5	0	6	0	4	1
	10	557	176	304	43	12	3	6	9	2	2
Hamlin		4,665	1,489	2,602	369	74	11	50	29	23	18
Henrietta	1	630	354	210	29	12	1	12	3	1	8
	2	555	299	195	26	20	3	8	2	0	2
	3	313	203	64	12	13	3	12	2	3	1
	4	542	356	131	20	17	2	9	1	3	3
	5	492	254	176	34	16	1	7	3	1	0
	6	463	235	183	26	13	1	0	2	0	3
	7	389	211	137	19	9	4	3	4	2	0
	8	422	199	167	21	16	6	8	5	0	0
	9	409	236	129	16	8	0	15	2	0	3
	10	474	237	182	32	10	1	5	5	0	2
	11	448	252	144	21	16	2	4	2	2	5
	12	441	222	166	26	14	1	6	1	1	4
	13	953	583	290	32	29	4	11	1	2	1
	14	441	267	123	24	8	2	6	3	2	6
	15	803	455	252	36	28	7	11	6	4	4

PRESIDENT AND VICE PRESIDENT OF THE UNITED STATES
DETAIL

LEGISLATIVE DISTRICT OR TOWN	ELECTION DISTRICT	TOTAL VOTES	JOSEPH R. BIDEN AND KAMALA D. HARRIS	DONALD J. TRUMP AND MICHAEL R. PENGE	DONALD J. TRUMP AND MICHAEL R. PENGE	JOSEPH R. BIDEN AND KAMALA D. HARRIS	HOWIE HAWKINS AND ANGELA NICOLE WALKER	JO JORGENSEN AND JEREMY COHEN	BROCK PIERCE AND KARLA BALLARD	SCATTER	BLANK AND VOID
			DEM	REP	CON	WOR	GRE	LBT	IND		
Henrietta	16	279	161	94	6	12	2	1	1	0	2
	17	527	315	127	31	24	1	11	8	4	6
	18	577	320	200	26	14	2	10	2	0	3
	19	437	244	146	18	9	3	10	3	2	2
	20	823	452	277	41	28	2	17	0	2	4
	21	374	197	131	23	13	3	4	0	2	1
	22	683	392	231	33	16	1	4	1	1	4
	23	556	334	166	18	18	3	7	2	2	6
	24	599	372	161	30	17	1	11	0	4	3
	25	426	215	155	30	12	2	6	3	2	1
	26	1,028	546	371	59	25	3	12	4	1	7
	27	726	384	255	38	18	0	17	4	3	7
	28	595	290	230	38	15	2	12	3	1	4
	29	1,813	1,055	573	86	39	8	26	13	7	6
	30	1,300	807	362	51	42	5	16	0	5	12
	31	350	226	91	21	5	1	4	1	0	1
	32	727	461	207	26	17	1	3	4	2	6
	33	356	192	120	16	19	3	1	1	2	2
	34	351	198	119	10	7	2	7	4	1	3
	35	704	365	256	39	21	3	9	4	2	5
Henrietta		21,006	11,889	6,821	1,014	600	86	305	100	64	127
Irondequoit	1	760	464	221	36	23	4	7	1	0	4

PRESIDENT AND VICE PRESIDENT OF THE UNITED STATES
DETAIL

LEGISLATIVE DISTRICT OR TOWN	ELECTION DISTRICT	TOTAL VOTES	JOSEPH R. BIDEN AND KAMALA D. HARRIS	DONALD J. TRUMP AND MICHAEL R. PENGE	DONALD J. TRUMP AND MICHAEL R. PENGE	JOSEPH R. BIDEN AND KAMALA D. HARRIS	HOWIE HAWKINS AND ANGELA NICOLE WALKER	JO JORGENSEN AND JEREMY COHEN	BROCK PIERCE AND KARLA BALLARD	SCATTER	BLANK AND VOID
			DEM	REP	CON	WOR	GRE	LBT	IND		
Irondequoit	2	372	217	114	20	11	1	3	1	1	4
	3	587	296	224	28	25	3	6	1	1	3
	4	242	118	96	12	9	0	4	1	2	0
	5	457	282	119	15	26	2	5	4	1	3
	6	651	400	160	34	29	4	11	3	4	6
	7	599	350	163	48	21	1	6	4	4	2
	8	448	236	168	23	4	4	8	1	1	3
	9	475	257	190	14	7	1	2	2	1	1
	10	419	242	129	30	7	0	5	0	3	3
	11	255	140	90	11	10	1	0	1	2	0
	12	423	275	95	16	21	3	10	2	0	1
	13	559	373	129	22	24	1	5	2	0	3
	14	641	328	229	44	14	2	19	3	1	1
	15	523	269	192	29	22	1	5	1	2	2
	16	714	425	215	26	28	1	7	5	3	4
	17	324	192	83	23	13	1	3	4	4	1
	18	432	252	142	11	11	1	10	3	0	2
	19	566	400	119	16	23	1	5	1	1	0
	20	371	207	127	18	7	2	4	3	1	2
	21	481	288	127	29	24	4	4	1	3	1
	22	478	276	143	30	17	2	8	2	0	0
	23	395	232	107	15	22	1	9	5	1	3
	24	406	241	105	26	22	3	4	0	1	4

PRESIDENT AND VICE PRESIDENT OF THE UNITED STATES
DETAIL

LEGISLATIVE DISTRICT OR TOWN	ELECTION DISTRICT	TOTAL VOTES	JOSEPH R. BIDEN AND KAMALA D. HARRIS	DONALD J. TRUMP AND MICHAEL R. PENCE	DONALD J. TRUMP AND MICHAEL R. PENCE	JOSEPH R. BIDEN AND KAMALA D. HARRIS	HOWIE HAWKINS AND ANGELA NICOLE WALKER	JO JORGENSEN AND JEREMY COHEN	BROCK PIERCE AND KARLA BALLARD	SCATTER	BLANK AND VOID
			DEM	REP	CON	WOR	GRE	LBT	IND		
Irondequoit	25	464	261	150	26	13	2	8	1	3	0
	26	376	243	108	11	8	0	5	0	0	1
	27	288	163	87	19	7	0	6	3	1	2
	28	426	198	188	24	6	2	4	1	0	3
	29	396	232	118	18	14	1	10	0	0	3
	30	424	228	160	15	14	0	4	1	1	1
	31	559	354	138	26	28	0	11	0	0	2
	32	509	323	123	14	35	6	3	1	1	3
	33	328	155	136	22	8	1	4	1	0	1
	34	673	331	269	33	13	3	12	3	3	6
	35	341	218	82	6	23	2	7	1	0	2
	36	319	194	99	9	12	0	0	2	1	2
	37	381	193	144	19	9	2	11	2	0	1
	38	278	159	86	6	17	0	3	2	0	5
	39	145	84	44	9	0	0	1	1	1	5
	40	253	150	77	11	9	0	4	1	1	0
	41	468	278	143	16	11	4	8	4	2	2
	42	489	251	169	27	16	5	11	3	2	5
	43	372	228	106	13	16	0	4	1	1	3
	44	757	372	311	30	19	3	7	5	2	8
	45	331	200	90	20	10	3	3	0	2	3
	46	454	228	181	15	15	2	8	1	1	3
	47	165	86	62	10	3	0	0	1	0	3

PRESIDENT AND VICE PRESIDENT OF THE UNITED STATES
DETAIL

LEGISLATIVE DISTRICT OR TOWN	ELECTION DISTRICT	TOTAL VOTES	JOSEPH R. BIDEN AND KAMALA D. HARRIS	DONALD J. TRUMP AND MICHAEL R. PENGE	DONALD J. TRUMP AND MICHAEL R. PENGE	JOSEPH R. BIDEN AND KAMALA D. HARRIS	HOWIE HAWKINS AND ANGELA NICOLE WALKER	JO JORGENSEN AND JEREMY COHEN	BROCK PIERCE AND KARLA BALLARD	SCATTER	BLANK AND VOID
			DEM	REP	CON	WOR	GRE	LBT	IND		
Irondequoit	48	404	212	138	20	14	3	7	2	4	4
	49	553	303	191	30	15	1	3	4	2	4
	50	405	238	124	15	20	1	2	1	0	4
	51	499	267	153	38	26	2	6	2	1	4
	52	537	323	164	18	19	0	6	1	1	5
	53	440	245	157	14	11	1	3	2	1	6
	54	150	87	50	5	3	1	1	0	1	2
	55	499	315	125	22	21	2	6	3	1	4
	56	364	218	108	13	15	1	2	3	0	4
	57	636	374	204	30	14	4	7	0	2	1
	58	551	344	153	27	16	0	5	2	1	3
	59	413	219	157	19	9	1	4	2	0	2
	60	429	229	144	24	15	3	6	4	0	4
	61	556	290	198	31	20	2	10	2	2	1
	62	451	265	121	30	19	1	4	4	1	6
	63	355	194	109	16	17	4	7	2	2	4
	64	194	135	40	3	9	1	1	0	1	4
	65	320	198	100	8	11	0	2	0	0	1
	66	280	208	55	7	5	0	0	3	0	2
	67	338	176	128	15	15	0	3	1	0	0
	68	452	274	142	17	14	0	0	2	1	2
Irondequoit		29,600	17,003	9,319	1,377	1,034	108	369	126	80	184

PRESIDENT AND VICE PRESIDENT OF THE UNITED STATES
DETAIL

LEGISLATIVE DISTRICT OR TOWN	ELECTION DISTRICT	TOTAL VOTES	JOSEPH R. BIDEN AND KAMALA D. HARRIS	DONALD J. TRUMP AND MICHAEL R. PENGE	DONALD J. TRUMP AND MICHAEL R. PENGE	JOSEPH R. BIDEN AND KAMALA D. HARRIS	HOWIE HAWKINS AND ANGELA NICOLE WALKER	JO JORGENSEN AND JEREMY COHEN	BROCK PIERCE AND KARLA BALLARD	SCATTER	BLANK AND VOID
			DEM	REP	CON	WOR	GRE	LBT	IND		
Mendon	1	822	438	301	49	12	0	11	8	1	2
	2	734	428	205	36	23	7	25	5	1	4
	3	762	381	279	51	28	4	14	0	4	1
	4	569	293	202	25	26	6	16	1	0	0
	5	702	365	246	55	14	1	11	5	2	3
	6	737	352	293	52	17	0	11	3	3	6
	7	816	383	331	57	18	3	11	7	2	4
	8	345	159	129	24	23	2	7	1	0	0
	9	601	303	230	35	14	3	6	4	3	3
		6,088	3,102	2,216	384	175	26	112	34	16	23
Mendon Ogden	1	524	253	212	34	8	1	14	1	0	1
	2	515	211	233	53	5	2	5	1	3	2
	3	829	330	396	59	14	1	12	4	4	9
	4	490	181	245	44	10	0	1	4	3	2
	5	512	207	246	40	11	0	3	2	1	2
	6	737	346	319	37	3	1	19	3	2	7
	7	342	98	187	41	8	1	4	0	1	2
	8	655	277	323	32	10	2	4	2	0	5
	9	511	232	223	31	8	3	10	1	2	1
	10	533	223	239	42	5	0	15	3	2	4
	11	597	219	285	55	17	1	8	4	2	6
	12	789	275	429	46	15	3	9	2	1	9

PRESIDENT AND VICE PRESIDENT OF THE UNITED STATES
DETAIL

LEGISLATIVE DISTRICT OR TOWN	ELECTION DISTRICT	TOTAL VOTES	JOSEPH R. BIDEN AND KAMALA D. HARRIS	DONALD J. TRUMP AND MICHAEL R. PENCE	DONALD J. TRUMP AND MICHAEL R. PENCE	JOSEPH R. BIDEN AND KAMALA D. HARRIS	HOWIE HAWKINS AND ANGELA NICOLE WALKER	JO JORGENSEN AND JEREMY COHEN	BROCK PIERCE AND KARLA BALLARD	SCATTER	BLANK AND VOID
			DEM	REP	CON	WOR	GRE	LBT	IND		
Ogden	13	619	261	276	44	18	3	5	5	3	4
	14	507	206	234	35	15	0	10	4	2	1
	15	767	266	408	58	13	1	9	6	2	4
	16	356	97	207	34	6	0	5	1	1	5
	17	507	170	268	37	12	2	11	2	0	5
	18	840	360	352	61	26	3	22	6	3	7
	19	627	259	294	52	7	0	4	2	2	7
	20	625	235	298	54	11	1	18	1	1	6
Ogden		11,882	4,706	5,674	889	222	25	188	54	35	89
Parma	1	673	253	307	69	15	6	10	4	2	7
	2	705	229	369	64	20	2	14	3	2	2
	3	561	179	318	40	13	1	5	3	0	2
	4	591	150	353	51	10	1	14	6	2	4
	5	373	124	207	29	7	0	4	0	1	1
	6	297	82	184	22	4	0	4	0	1	0
	7	557	169	300	55	14	3	8	3	1	4
	8	678	254	346	44	15	1	11	1	1	5
	9	601	175	351	46	15	0	8	2	2	2
	10	555	167	295	62	13	2	9	5	0	2
	11	624	234	310	52	10	4	4	1	2	7
	12	691	253	361	41	20	5	4	3	1	3
	13	1,151	381	634	81	22	3	14	9	2	5

PRESIDENT AND VICE PRESIDENT OF THE UNITED STATES
DETAIL

LEGISLATIVE DISTRICT OR TOWN	ELECTION DISTRICT	TOTAL VOTES	JOSEPH R. BIDEN AND KAMALA D. HARRIS	DONALD J. TRUMP AND MICHAEL R. PENCE	DONALD J. TRUMP AND MICHAEL R. PENCE	JOSEPH R. BIDEN AND KAMALA D. HARRIS	HOWIE HAWKINS AND ANGELA NICOLE WALKER	JO JORGENSEN AND JEREMY COHEN	BROCK PIERCE AND KARLA BALLARD	SCATTER	BLANK AND VOID
			DEM	REP	CON	WOR	GRE	LBT	IND		
Parma	14	527	180	278	31	13	2	12	5	1	5
	15	712	251	372	57	8	3	10	3	4	4
Parma		9,296	3,081	4,985	744	199	33	131	48	22	53
Penfield	1	319	182	94	18	9	2	9	3	0	2
	2	569	340	161	20	22	8	7	3	2	6
	3	487	213	212	32	14	1	5	0	4	6
	4	833	343	365	71	27	2	10	4	6	5
	5	571	308	182	35	22	3	8	2	4	7
	6	454	214	193	26	7	2	6	2	1	3
	7	487	299	124	32	14	1	4	5	4	4
	8	384	178	157	22	14	4	4	0	2	3
	9	573	380	136	20	19	1	8	1	1	7
	10	395	221	131	17	10	1	3	1	3	8
	11	336	177	129	12	6	3	7	0	0	2
	12	525	328	135	24	19	0	7	4	2	6
	13	836	450	312	32	10	3	12	2	4	11
	14	707	270	333	57	16	4	15	6	2	4
	15	813	453	274	28	20	8	10	3	6	11
	16	228	123	69	12	9	1	9	1	3	1
	17	538	290	187	17	18	1	8	4	3	10
	18	404	217	135	17	14	1	7	5	5	3
	19	742	405	247	32	24	3	14	4	5	8

PRESIDENT AND VICE PRESIDENT OF THE UNITED STATES
DETAIL

LEGISLATIVE DISTRICT OR TOWN	ELECTION DISTRICT	TOTAL VOTES	JOSEPH R. BIDEN AND KAMALA D. HARRIS	DONALD J. TRUMP AND MICHAEL R. PENCE	DONALD J. TRUMP AND MICHAEL R. PENCE	JOSEPH R. BIDEN AND KAMALA D. HARRIS	HOWIE HAWKINS AND ANGELA NICOLE WALKER	JO JORGENSEN AND JEREMY COHEN	BROCK PIERCE AND KARLA BALLARD	SCATTER	BLANK AND VOID
			DEM	REP	CON	WOR	GRE	LBT	IND		
Penfield	20	623	343	208	42	17	1	6	3	0	3
	21	592	353	168	29	24	1	7	5	0	5
	22	586	364	157	23	25	3	5	4	4	1
	23	754	412	249	48	28	0	5	3	6	3
	24	725	391	235	44	27	1	9	8	4	6
	25	463	198	206	34	7	2	6	2	6	2
	26	338	164	118	22	12	0	6	10	2	4
	27	551	332	161	25	9	1	11	2	2	8
	28	501	262	169	41	17	1	5	2	1	3
	29	806	466	255	32	30	1	12	2	4	4
	30	1,116	544	436	59	32	4	24	4	5	8
	31	349	206	112	9	13	1	3	0	3	2
	32	365	235	107	13	6	0	2	2	0	0
	33	470	249	163	27	16	0	4	3	3	5
	34	542	268	224	23	10	0	11	3	2	1
	35	816	480	258	33	21	2	12	3	2	5
	36	565	334	181	16	20	3	6	1	2	2
	37	1,079	489	492	54	21	1	10	3	4	5
	38	367	162	166	16	10	2	2	6	0	3
	39	428	228	152	25	10	2	4	2	2	3
	40	741	369	312	28	14	2	6	5	1	4
	41	724	341	320	26	16	0	11	2	2	6

PRESIDENT AND VICE PRESIDENT OF THE UNITED STATES
DETAIL

LEGISLATIVE DISTRICT OR TOWN	ELECTION DISTRICT	TOTAL VOTES	JOSEPH R. BIDEN AND KAMALA D. HARRIS	DONALD J. TRUMP AND MICHAEL R. PENGE	DONALD J. TRUMP AND MICHAEL R. PENGE	JOSEPH R. BIDEN AND KAMALA D. HARRIS	HOWIE HAWKINS AND ANGELA NICOLE WALKER	JO JORGENSEN AND JEREMY COHEN	BROCK PIERCE AND KARLA BALLARD	SCATTER	BLANK AND VOID
			DEM	REP	CON	WOR	GRE	LBT	IND		
Penfield	42	606	279	272	25	16	0	12	1	1	0
Penfield		24,308	12,860	8,697	1,218	695	77	332	126	113	190
Perinton	1	907	486	325	59	17	1	9	2	0	8
	2	682	408	190	29	20	6	17	4	2	6
	3	496	272	176	27	10	2	2	2	0	5
	4	507	297	149	27	15	0	8	2	3	6
	5	319	181	89	16	22	0	7	2	0	2
	6	453	292	100	19	19	2	12	2	4	3
	7	578	337	172	26	15	2	11	3	7	5
	8	493	282	156	22	13	2	8	5	3	2
	9	731	396	256	35	20	6	8	3	3	4
	10	588	358	169	26	15	1	11	3	1	4
	11	365	182	129	22	19	2	5	0	4	2
	12	486	278	146	25	19	3	10	1	1	3
	13	437	234	153	22	10	0	8	1	4	5
	14	492	277	158	25	17	0	10	1	2	2
	15	635	336	245	22	15	5	6	4	0	2
	16	400	227	135	21	6	2	5	3	0	1
	17	537	337	145	19	16	1	12	4	1	2
	18	492	279	156	21	15	7	5	4	0	5
	19	473	264	150	28	16	1	5	2	1	6
	20	491	267	175	25	12	2	5	2	3	0

PRESIDENT AND VICE PRESIDENT OF THE UNITED STATES
DETAIL

LEGISLATIVE DISTRICT OR TOWN	ELECTION DISTRICT	TOTAL VOTES	JOSEPH R. BIDEN AND KAMALA D. HARRIS	DONALD J. TRUMP AND MICHAEL R. PENCE	DONALD J. TRUMP AND MICHAEL R. PENCE	JOSEPH R. BIDEN AND KAMALA D. HARRIS	HOWIE HAWKINS AND ANGELA NICOLE WALKER	JO JORGENSEN AND JEREMY COHEN	BROCK PIERCE AND KARLA BALLARD	SCATTER	BLANK AND VOID
			DEM	REP	CON	WOR	GRE	LBT	IND		
Perinton	21	648	359	203	39	24	4	3	2	6	8
	22	379	201	134	20	13	1	4	1	0	5
	23	767	438	248	26	27	0	18	5	2	3
	24	810	446	281	33	22	4	6	11	3	4
	25	406	269	90	15	15	1	5	7	0	4
	26	541	303	184	32	10	4	1	1	2	4
	27	432	216	164	16	22	2	2	3	2	5
	28	432	243	141	18	10	1	9	2	2	6
	29	320	190	97	11	12	3	4	1	0	2
	30	551	308	179	25	23	5	6	2	3	0
	31	592	345	191	22	18	0	8	1	5	2
	32	473	288	122	30	19	4	5	3	0	2
	33	548	348	134	17	24	1	12	5	3	4
	34	770	416	276	43	13	2	10	4	0	6
	35	445	248	132	30	12	1	10	5	5	2
	36	418	247	125	13	19	0	9	1	3	1
	37	578	332	183	33	19	2	3	1	3	2
	38	766	414	266	33	21	3	12	7	3	7
	39	700	373	249	43	13	2	11	3	1	5
	40	406	227	136	16	15	3	6	2	1	0
	41	358	195	112	22	16	2	5	2	3	1
	42	564	295	211	22	13	1	13	2	3	4
	43	1,007	531	360	52	22	8	24	1	5	4

PRESIDENT AND VICE PRESIDENT OF THE UNITED STATES
DETAIL

LEGISLATIVE DISTRICT OR TOWN	ELECTION DISTRICT	TOTAL VOTES	JOSEPH R. BIDEN AND KAMALA D. HARRIS	DONALD J. TRUMP AND MICHAEL R. PENGE	DONALD J. TRUMP AND MICHAEL R. PENGE	JOSEPH R. BIDEN AND KAMALA D. HARRIS	HOWIE HAWKINS AND ANGELA NICOLE WALKER	JO JORGENSEN AND JEREMY COHEN	BROCK PIERCE AND KARLA BALLARD	SCATTER	BLANK AND VOID
			DEM	REP	CON	WOR	GRE	LBT	IND		
Perinton	44	443	252	141	19	16	2	9	3	0	1
	45	1,002	537	358	46	16	5	13	9	6	12
	46	308	191	81	16	10	0	6	3	0	1
	47	622	336	210	30	16	1	13	9	4	3
	48	454	262	142	23	14	1	9	2	0	1
	49	432	254	145	20	1	1	5	1	2	3
	50	230	145	63	7	11	0	2	2	0	0
	51	656	297	283	42	13	1	9	1	3	7
	52	688	425	216	21	10	0	5	3	4	4
	53	439	258	130	20	14	2	7	1	4	3
	54	954	500	367	39	24	3	7	6	1	7
	55	539	295	205	13	12	1	6	2	1	4
	56	979	496	381	45	26	3	16	4	2	6
Perinton		31,219	17,470	10,314	1,468	896	119	457	168	121	206
Pittsford	1	442	286	112	17	12	3	9	2	0	1
	2	487	343	87	19	24	2	8	1	1	2
	3	713	468	195	17	11	3	5	2	3	9
	4	695	431	200	29	20	2	8	4	1	0
	5	406	280	84	11	14	0	8	2	3	4
	6	366	277	65	2	9	0	6	2	4	1
	7	263	180	58	8	6	0	3	0	3	5
	8	499	286	167	22	7	1	6	0	0	10

PRESIDENT AND VICE PRESIDENT OF THE UNITED STATES
DETAIL

LEGISLATIVE DISTRICT OR TOWN	ELECTION DISTRICT	TOTAL VOTES	JOSEPH R. BIDEN AND KAMALA D. HARRIS	DONALD J. TRUMP AND MICHAEL R. PENCE	DONALD J. TRUMP AND MICHAEL R. PENCE	JOSEPH R. BIDEN AND KAMALA D. HARRIS	HOWIE HAWKINS AND ANGELA NICOLE WALKER	JO JORGENSEN AND JEREMY COHEN	BROCK PIERCE AND KARLA BALLARD	SCATTER	BLANK AND VOID
			DEM	REP	CON	WOR	GRE	LBT	IND		
Pittsford											
	9	521	296	167	23	18	0	7	3	3	4
	10	755	453	240	26	17	1	7	4	3	4
	11	447	246	137	25	13	6	13	1	4	2
	12	544	324	170	14	16	1	14	0	0	5
	13	368	210	110	11	20	0	5	2	5	5
	14	648	393	201	25	17	2	4	3	1	2
	15	457	262	144	13	22	1	9	1	1	4
	16	423	266	127	13	9	2	3	1	1	1
	17	651	431	150	31	25	2	5	0	3	4
	18	460	298	130	16	7	0	5	1	2	1
	19	314	150	116	32	8	0	5	1	1	1
	20	523	332	145	17	10	1	9	1	3	5
	21	568	385	130	19	13	2	8	1	5	5
	22	621	396	165	24	14	2	6	3	3	8
	23	453	248	150	27	11	2	8	2	2	3
	24	588	357	179	24	9	2	4	4	3	6
	25	605	395	161	26	9	0	2	4	0	8
	26	517	293	158	33	18	2	7	2	4	0
	27	484	319	123	16	11	0	4	4	5	2
	28	514	323	153	5	17	4	5	2	2	3
	29	498	273	173	22	10	1	11	1	4	3
	30	484	311	129	8	16	0	10	3	1	6
	31	636	397	183	24	11	2	9	2	5	3

PRESIDENT AND VICE PRESIDENT OF THE UNITED STATES
DETAIL

LEGISLATIVE DISTRICT OR TOWN	ELECTION DISTRICT	TOTAL VOTES	JOSEPH R. BIDEN AND KAMALA D. HARRIS	DONALD J. TRUMP AND MICHAEL R. PENCE	DONALD J. TRUMP AND MICHAEL R. PENCE	JOSEPH R. BIDEN AND KAMALA D. HARRIS	HOWIE HAWKINS AND ANGELA NICOLE WALKER	JO JORGENSEN AND JEREMY COHEN	BROCK PIERCE AND KARLA BALLARD	SCATTER	BLANK AND VOID
			DEM	REP	CON	WOR	GRE	LBT	IND		
Pittsford	32	585	362	170	21	14	0	7	3	1	7
	33	914	578	242	38	25	1	15	5	4	6
	34	956	607	252	36	26	1	15	3	4	12
Pittsford		18,405	11,456	5,173	694	489	46	250	70	85	142
Riga	1	874	346	381	80	29	6	17	3	4	8
	2	627	209	325	62	12	0	10	4	3	2
	3	521	232	239	25	9	1	7	4	2	2
	4	543	155	314	49	6	3	8	0	3	5
	5	528	154	305	44	10	0	6	6	1	2
	6	497	135	270	64	16	1	9	1	0	1
Riga		3,590	1,231	1,834	324	82	11	57	18	13	20
Rush	1	707	329	279	56	18	0	8	6	3	8
	2	440	151	225	33	12	2	7	2	4	4
	3	601	304	223	34	16	4	7	4	1	8
	4	656	264	304	42	15	2	22	3	1	3
Rush		2,404	1,048	1,031	165	61	8	44	15	9	23
Sweden	1	576	296	206	34	17	2	9	6	2	4
	2	369	240	91	12	14	2	6	1	1	2
	3	607	352	179	41	14	4	8	6	1	2
	4	662	309	264	50	17	5	11	5	0	1

PRESIDENT AND VICE PRESIDENT OF THE UNITED STATES
DETAIL

LEGISLATIVE DISTRICT OR TOWN	ELECTION DISTRICT	TOTAL VOTES	JOSEPH R. BIDEN AND KAMALA D. HARRIS	DONALD J. TRUMP AND MICHAEL R. PENGE	DONALD J. TRUMP AND MICHAEL R. PENGE	JOSEPH R. BIDEN AND KAMALA D. HARRIS	HOWIE HAWKINS AND ANGELA NICOLE WALKER	JO JORGENSEN AND JEREMY COHEN	BROCK PIERCE AND KARLA BALLARD	SCATTER	BLANK AND VOID
			DEM	REP	CON	WOR	GRE	LBT	IND		
Sweden	5	147	94	44	3	4	0	1	1	0	0
	6	486	229	179	41	15	3	8	7	1	3
	7	513	268	190	31	9	1	10	4	0	0
	8	482	159	244	53	13	1	9	1	0	2
	9	554	276	217	28	13	2	10	3	3	2
	10	747	217	404	94	14	4	9	4	0	1
	11	206	110	68	11	8	0	7	1	1	0
	12	503	178	249	54	11	0	2	2	3	4
Sweden		5,852	2,728	2,335	452	149	24	90	41	12	21
Webster	1	524	284	191	27	14	2	5	0	2	-1
	2	975	545	339	42	29	2	7	4	1	6
	3	640	337	229	42	16	2	4	1	0	9
	4	333	163	123	17	9	3	11	2	1	4
	5	556	263	216	31	22	2	14	3	4	1
	6	491	261	183	22	6	0	11	2	0	6
	7	630	276	280	36	17	1	9	6	1	4
	8	505	237	198	40	6	2	10	4	1	7
	9	533	232	231	41	11	1	8	2	1	6
	10	1,269	577	548	84	28	5	11	6	5	5
	11	661	300	289	47	7	1	10	3	1	3
	12	707	292	327	42	14	3	11	6	5	7
	13	504	229	223	21	17	0	7	3	1	3

PRESIDENT AND VICE PRESIDENT OF THE UNITED STATES
DETAIL

LEGISLATIVE DISTRICT OR TOWN	ELECTION DISTRICT	TOTAL VOTES	JOSEPH R. BIDEN AND KAMALA D. HARRIS	DONALD J. TRUMP AND MICHAEL R. PENCE	DONALD J. TRUMP AND MICHAEL R. PENCE	JOSEPH R. BIDEN AND KAMALA D. HARRIS	HOWIE HAWKINS AND ANGELA NICOLE WALKER	JO JORGENSEN AND JEREMY COHEN	BROCK PIERCE AND KARLA BALLARD	SCATTER	BLANK AND VOID
			DEM	REP	CON	WOR	GRE	LBT	IND		
Webster	14	488	259	164	37	12	1	10	2	2	1
	15	404	195	168	18	11	2	3	3	4	0
	16	809	399	323	53	18	1	7	3	1	4
	17	510	216	226	40	11	0	9	2	3	3
	18	398	190	162	20	12	4	6	2	0	2
	19	829	369	370	50	12	4	16	3	2	3
	20	922	362	438	70	13	1	24	4	4	6
	21	690	325	291	40	13	1	12	4	1	3
	22	583	235	273	43	17	1	9	3	2	0
	23	467	223	167	39	19	7	7	1	0	4
	24	1,526	706	630	105	31	5	19	7	6	17
	25	306	152	118	17	8	2	3	3	1	2
	26	618	287	264	44	15	0	3	0	1	4
	27	1,195	609	474	60	19	2	8	8	3	12
	28	566	263	234	42	16	1	6	3	0	1
	29	395	223	134	19	7	0	5	3	2	2
	30	426	242	141	17	11	1	7	1	1	5
	31	658	287	295	49	9	1	5	1	2	9
	32	736	320	329	47	17	0	9	3	4	7
	33	554	273	213	36	13	3	6	4	2	4
	34	329	162	122	24	7	0	10	2	1	1
	35	393	186	142	44	9	0	5	2	4	1
	36	487	258	177	29	7	1	7	1	2	5

PRESIDENT AND VICE PRESIDENT OF THE UNITED STATES
DETAIL

LEGISLATIVE DISTRICT OR TOWN	ELECTION DISTRICT	TOTAL VOTES	JOSEPH R. BIDEN AND KAMALA D. HARRIS	DONALD J. TRUMP AND MICHAEL R. PENGE	DONALD J. TRUMP AND MICHAEL R. PENGE	JOSEPH R. BIDEN AND KAMALA D. HARRIS	HOWIE HAWKINS AND ANGELA NICOLE WALKER	JO JORGENSEN AND JEREMY COHEN	BROCK PIERCE AND KARLA BALLARD	SCATTER	BLANK AND VOID
			DEM	REP	CON	WOR	GRE	LBT	IND		
Webster											
	37	973	496	381	38	30	2	9	7	2	8
	38	634	326	244	33	15	7	6	2	0	1
	39	528	288	195	29	11	0	1	0	4	0
	40	1,322	663	538	53	32	3	13	7	0	13
	41	831	394	354	48	15	3	5	2	3	7
	42	634	295	262	35	9	3	12	7	7	4
	43	532	249	223	30	13	3	10	0	2	2
Webster		28,071	13,448	11,429	1,701	628	83	370	132	89	191
Wheatland											
	1	525	231	218	33	25	2	9	4	1	2
	2	521	167	279	43	12	0	8	5	4	3
	3	645	313	256	33	16	4	17	1	4	1
	4	571	282	207	33	17	11	10	8	2	1
	5	604	192	319	71	5	1	9	1	1	5
Wheatland		2,866	1,185	1,279	213	75	18	53	19	12	12
TOWNS		311,574	159,238	116,856	17,059	8,524	1,085	4,196	1,515	1,122	1,979
GRAND TOTAL:		383,499	213,606	127,191	18,470	12,140	1,529	4,865	1,785	1,403	2,510

STATE SUPREME COURT JUSTICE
7TH JUDICIAL DISTRICT
(VOTE FOR 4)
PART 1
SUMMARY

LEGISLATIVE DISTRICT OR TOWN	TOTAL VOTES	GINO M. NITTI	WILLIAM T. GARGAN	JULIE A. CIANCA	STEPHEN K. LINDLEY	DAN DOYLE	SAM L. VALLERIANI	VINCE DINOLFO	STEPHEN K. LINDLEY	DAN DOYLE	SAM L. VALLERIANI	VINCE DINOLFO	STEPHEN K. LINDLEY
		DEM	DEM	DEM	DEM	REP	REP	REP	REP	CON	CON	CON	CON
Leg. Dist. 07	3,832	419	358	407	358	293	287	341	234	32	35	46	34
Leg. Dist. 16	56	7	7	8	8	2	3	1	1	1	0	0	0
Leg. Dist. 21	37,288	5,581	5,269	5,747	5,139	1,267	1,237	1,321	978	243	276	321	228
Leg. Dist. 22	23,920	3,631	3,406	3,844	3,416	459	485	499	359	84	99	118	82
Leg. Dist. 23	44,288	6,564	6,563	6,792	6,278	1,985	1,828	1,995	1,508	334	341	378	298
Leg. Dist. 24	26,384	4,084	4,103	4,195	3,761	922	812	867	676	157	155	180	130
Leg. Dist. 25	32,692	5,085	4,816	5,295	4,749	710	722	739	526	125	148	147	108
Leg. Dist. 26	25,496	3,027	2,693	3,064	2,666	1,610	1,593	1,710	1,283	263	285	300	227
Leg. Dist. 27	38,496	5,957	5,556	6,231	5,575	838	873	865	615	184	198	252	158
Leg. Dist. 28	24,120	3,286	2,980	3,459	3,041	879	902	959	703	163	170	193	144
Leg. Dist. 29	29,804	4,102	3,814	4,330	3,792	1,035	1,018	1,111	840	185	209	227	166
CITY	286,376	41,743	39,565	43,372	38,783	10,000	9,760	10,408	7,723	1,771	1,916	2,162	1,575
Brighton	81,700	11,624	11,724	12,152	11,422	4,854	4,390	4,684	3,790	675	657	778	610
Chili	66,680	6,000	5,423	6,221	5,530	6,678	6,630	6,876	5,727	1,222	1,271	1,325	1,116
Clarkson	15,244	1,009	935	1,075	939	1,864	1,770	1,881	1,626	347	341	351	311
East Rochester	12,368	1,319	1,241	1,351	1,265	1,052	1,006	1,086	876	163	162	171	144
Gates	61,936	5,921	4,966	5,938	5,250	5,664	6,120	6,107	4,837	889	994	1,014	797
Greece	209,884	20,256	15,677	18,353	16,076	20,388	20,758	22,531	17,570	3,573	3,675	4,088	3,296
Hamlin	18,644	1,161	1,019	1,186	1,029	2,366	2,213	2,385	2,054	395	388	399	345
Henrietta	83,808	9,265	8,862	9,781	8,869	6,945	6,493	6,927	5,826	1,211	1,212	1,312	1,104
Irondequoit	118,108	13,116	12,272	13,329	12,241	9,252	9,005	10,368	7,539	1,572	1,601	1,881	1,382
Mendon	24,300	2,392	2,390	2,561	2,350	2,401	2,218	2,367	2,046	443	431	474	397
Ogden	47,460	3,543	3,070	3,629	3,153	5,338	5,349	5,527	4,636	1,015	1,022	1,074	904
Parma	37,156	2,458	2,059	2,388	2,098	4,594	4,501	4,768	4,044	834	848	900	778
Penfield	97,008	9,602	9,341	10,159	9,447	9,346	8,883	9,468	7,813	1,500	1,463	1,556	1,327
Perinton	124,484	13,171	13,056	14,174	13,130	11,727	10,888	11,809	9,719	1,790	1,802	1,945	1,646

STATE SUPREME COURT JUSTICE
7TH JUDICIAL DISTRICT
(VOTE FOR 4)
PART 1
SUMMARY

LEGISLATIVE DISTRICT OR TOWN	TOTAL VOTES	GINO M. NITTI	WILLIAM T. GARGAN	JULIE A. CIANCA	STEPHEN K. LINDLEY	DAN DOYLE	SAM L. VALLERIANI	VINCE DINOLFO	STEPHEN K. LINDLEY	DAN DOYLE	SAM L. VALLERIANI	VINCE DINOLFO	STEPHEN K. LINDLEY
		DEM	DEM	DEM	DEM	REP	REP	REP	REP	CON	CON	CON	CON
Pittsford	73,232	8,687	8,888	9,354	8,869	6,434	5,678	6,196	5,274	865	843	933	772
Riga	14,316	917	856	986	858	1,801	1,720	1,781	1,545	362	361	394	331
Rush	9,592	778	781	844	760	1,068	967	1,047	888	195	184	209	178
Sweden	23,320	2,069	1,945	2,167	1,931	2,313	2,247	2,306	2,009	499	521	523	473
Webster	112,072	9,893	9,445	10,554	9,666	11,750	11,143	11,947	9,952	1,950	1,939	2,130	1,747
Wheatland	11,448	942	911	983	898	1,231	1,139	1,245	1,071	239	216	245	207
TOWNS	1,242,760	124,123	114,861	127,185	115,781	117,066	113,118	121,306	98,842	19,739	19,931	21,702	17,865
GRAND TOTAL:	1,529,136	165,866	154,426	170,557	154,564	127,066	122,878	131,714	106,565	21,510	21,847	23,864	19,440

STATE SUPREME COURT JUSTICE
7TH JUDICIAL DISTRICT
(VOTE FOR 4)
PART 2
SUMMARY

LEGISLATIVE DISTRICT OR TOWN	TOTAL VOTES	DAN DOYLE WOR	SAM L. VALLERIANI WOR	JULIE A. CIANCA WOR	STEPHEN K. LINDLEY WOR	DAN DOYLE IND	SAM L. VALLERIANI IND	VINCE DINOLFO IND	STEPHEN K. LINDLEY IND	SCATTER	BLANK AND VOID
Leg. Dist. 07	3,832	20	28	46	27	24	18	18	24	0	783
Leg. Dist. 16	56	0	1	1	1	0	0	0	0	0	15
Leg. Dist. 21	37,288	449	451	640	550	104	106	97	102	31	7,151
Leg. Dist. 22	23,920	181	176	205	155	29	38	37	25	2	6,590
Leg. Dist. 23	44,288	545	504	862	729	180	160	163	168	34	6,079
Leg. Dist. 24	26,384	446	443	729	631	83	78	80	93	7	3,752
Leg. Dist. 25	32,692	357	341	521	443	68	65	72	70	10	7,575
Leg. Dist. 26	25,496	225	233	322	250	87	81	99	87	11	5,380
Leg. Dist. 27	38,496	316	341	457	348	77	87	76	84	24	9,384
Leg. Dist. 28	24,120	234	221	261	188	48	63	64	46	8	6,108
Leg. Dist. 29	29,804	263	280	332	288	55	55	59	56	12	7,575
CITY	286,376	3,036	3,019	4,376	3,610	755	751	765	755	139	60,392
Brighton	81,700	769	676	1,170	988	295	256	274	293	23	9,596
Chili	66,680	429	478	602	427	247	231	243	234	20	9,750
Clarkson	15,244	103	104	123	94	64	58	60	61	1	2,127
East Rochester	12,368	109	97	146	116	44	38	51	41	5	1,885
Gates	61,936	440	520	553	411	199	241	219	199	10	10,647
Greece	209,884	1,220	1,353	1,737	1,200	636	676	747	656	39	35,379
Hamlin	18,644	87	79	127	79	81	86	86	81	13	2,985
Henrietta	83,808	588	612	867	621	346	335	340	336	27	11,929
Irondequoit	118,108	960	899	1,308	1,026	459	413	505	433	17	18,530
Mendon	24,300	155	133	208	181	112	115	113	119	2	2,692
Ogden	47,460	272	282	354	258	176	177	182	166	4	7,329
Parma	37,156	195	199	277	187	130	122	134	127	10	5,505
Penfield	97,008	610	595	824	617	426	401	390	372	9	12,859
Perinton	124,484	838	774	1,089	838	504	434	443	489	20	14,198

STATE SUPREME COURT JUSTICE
7TH JUDICIAL DISTRICT
(VOTE FOR 4)
PART 2
SUMMARY

LEGISLATIVE DISTRICT OR TOWN	TOTAL VOTES	DAN DOYLE	SAM L. VALLERIANI	JULIE A. CIANCA	STEPHEN K. LINDLEY	DAN DOYLE	SAM L. VALLERIANI	VINCE DINOLFO	STEPHEN K. LINDLEY	SCATTER	BLANK AND VOID
		WOR	WOR	WOR	WOR	IND	IND	IND	IND		
Pittsford	73,232	463	358	590	472	271	243	244	267	10	7,521
Riga	14,316	65	72	114	78	49	47	51	46	2	1,880
Rush	9,592	59	61	86	77	44	43	36	34	6	1,247
Sweden	23,320	161	157	224	163	91	90	88	93	9	3,241
Webster	112,072	712	691	864	672	376	358	402	343	27	15,511
Wheatland	11,448	79	63	105	62	52	53	53	51	2	1,601
TOWNS	1,242,760	8,314	8,203	11,368	8,567	4,602	4,417	4,661	4,441	256	176,412
GRAND TOTAL:	1,529,136	11,350	11,222	15,744	12,177	5,357	5,168	5,426	5,196	395	236,804

STATE SUPREME COURT JUSTICE
7TH JUDICIAL DISTRICT
(VOTE FOR 4)
PART 1
DETAIL

LEGISLATIVE DISTRICT OR TOWN	ELECTION DISTRICT	TOTAL VOTES	GINO	WILLIAM	JULIE	STEPHEN	DAN	SAM	VINCE	STEPHEN	DAN	SAM	VINCE	STEPHEN
			M. NITTI	T. GARGAN	A. CIANCA	K. LINDLEY	DOYLE	L. VALLERIANI	DINOLFO	K. LINDLEY	DOYLE	L. VALLERIANI	DINOLFO	K. LINDLEY
			DEM	DEM	DEM	DEM	REP	REP	REP	REP	CON	CON	CON	CON
Leg. Dist. 07														
	1	2,344	236	203	242	199	208	211	241	165	18	21	25	20
	2	1,488	183	155	165	159	85	76	100	69	14	14	21	14
Leg. Dist. 07		3,832	419	358	407	358	293	287	341	234	32	35	46	34
Leg. Dist. 16														
	1	56	7	7	8	8	2	3	1	1	1	0	0	0
Leg. Dist. 16		56	7	7	8	8	2	3	1	1	1	0	0	0
Leg. Dist. 21														
	1	1,576	228	220	228	207	74	67	81	56	12	14	15	9
	2	1,420	189	186	191	172	58	57	67	47	13	13	13	13
	3	1,016	135	115	132	117	46	50	52	37	14	13	14	11
	4	884	109	105	121	102	32	30	29	22	5	5	4	0
	5	1,040	171	168	165	153	27	32	30	19	5	5	6	4
	6	1,628	285	280	289	259	45	35	40	31	9	14	11	10
	7	2,360	363	337	355	333	98	100	102	79	17	20	19	18
	8	744	116	115	120	109	18	11	19	13	5	6	5	5
	9	2,076	316	310	323	290	101	96	100	80	10	16	17	13
	10	2,040	330	335	346	328	68	61	76	52	12	10	12	11
	11	1,368	189	179	208	180	41	40	40	33	12	11	14	12
	12	3,208	469	424	472	416	142	151	150	114	24	25	29	19
	13	1,132	173	173	189	163	33	27	31	28	6	5	9	6
	14	700	104	100	119	98	21	18	19	15	7	6	7	6
	15	2,012	292	284	309	278	70	76	78	58	14	17	19	13
	16	744	98	87	103	87	36	35	37	33	4	4	10	4
	17	1,576	225	202	253	198	36	37	35	26	12	17	21	14
	18	1,200	180	165	187	174	31	31	29	20	6	8	12	6
	19	768	116	100	118	107	14	16	18	13	5	4	3	4

STATE SUPREME COURT JUSTICE
7TH JUDICIAL DISTRICT
(VOTE FOR 4)
PART 1
DETAIL

LEGISLATIVE DISTRICT OR TOWN	ELECTION DISTRICT	TOTAL VOTES	GINO	WILLIAM	JULIE	STEPHEN	DAN	SAM	VINCE	STEPHEN	DAN	SAM	VINCE	STEPHEN
			M. NITTI	T. GARGAN	A. CIANCA	K. LINDLEY	DOYLE	L. VALLERIANI	DINOLFO	K. LINDLEY	DOYLE	L. VALLERIANI	DINOLFO	K. LINDLEY
			DEM	DEM	DEM	DEM	REP	REP	REP	REP	CON	CON	CON	CON
Leg. Dist. 21														
	20	808	125	119	129	117	27	28	30	19	4	5	8	4
	21	1,328	217	187	214	193	40	37	37	30	6	7	6	6
	22	1,584	232	219	246	210	32	26	24	18	7	7	10	5
	23	1,376	197	200	218	200	36	34	37	24	9	13	14	10
	24	2,068	311	298	304	280	87	86	99	69	20	18	28	16
	25	1,212	198	164	185	167	21	21	28	20	2	8	8	3
	26	504	74	70	80	72	14	13	13	10	2	2	5	4
	27	916	139	127	143	129	19	22	20	12	1	3	2	2
		<u>37,288</u>	<u>5,581</u>	<u>5,269</u>	<u>5,747</u>	<u>5,139</u>	<u>1,267</u>	<u>1,237</u>	<u>1,321</u>	<u>978</u>	<u>243</u>	<u>276</u>	<u>321</u>	<u>228</u>
Leg. Dist. 21														
Leg. Dist. 22														
	1	1,808	281	262	314	278	33	39	40	24	8	7	7	8
	2	584	92	81	95	82	9	7	8	6	2	1	1	2
	3	940	136	119	134	123	22	18	19	16	5	5	6	5
	4	672	107	99	116	93	11	13	10	8	0	2	3	0
	5	968	148	136	165	140	14	12	12	12	1	1	2	0
	6	1,044	159	152	164	143	13	13	19	14	3	6	5	4
	7	596	84	79	90	80	10	15	7	9	2	2	4	2
	8	1,104	169	151	171	152	21	15	22	14	8	8	10	7
	9	740	115	111	129	110	12	20	13	16	0	1	1	0
	10	844	137	127	144	130	7	10	10	6	3	3	5	2
	11	1,252	197	186	201	177	25	21	20	15	1	1	4	2
	12	732	117	99	107	97	7	16	14	8	2	2	1	1
	13	408	55	54	61	51	0	2	5	2	0	1	0	1
	14	964	149	135	153	141	22	26	22	18	2	2	3	2
	15	924	139	129	145	126	15	9	17	9	5	5	8	3
	16	456	70	66	74	67	12	14	10	9	2	2	2	1

STATE SUPREME COURT JUSTICE
7TH JUDICIAL DISTRICT
(VOTE FOR 4)
PART 1
DETAIL

LEGISLATIVE DISTRICT OR TOWN	ELECTION DISTRICT	TOTAL VOTES	GINO	WILLIAM	JULIE	STEPHEN	DAN	SAM	VINCE	STEPHEN	DAN	SAM	VINCE	STEPHEN
			M. NITTI	T. GARGAN	A. CIANCA	K. LINDLEY	DOYLE	L. VALLERIANI	DINOLFO	K. LINDLEY	DOYLE	L. VALLERIANI	DINOLFO	K. LINDLEY
			DEM	DEM	DEM	DEM	REP	REP	REP	REP	CON	CON	CON	CON
Leg. Dist. 22														
	17	516	72	74	86	71	7	4	9	2	2	5	4	3
	18	656	93	89	101	85	20	20	26	16	1	1	2	3
	19	628	95	89	106	99	10	14	12	11	4	3	2	3
	20	1,052	166	157	176	159	20	22	18	12	3	3	3	3
	21	724	101	90	112	92	16	17	18	15	1	2	2	4
	22	1,108	156	144	156	143	27	28	25	22	4	8	5	5
	23	684	100	96	114	100	9	13	10	6	3	7	3	4
	24	564	85	84	89	80	11	13	12	9	3	5	5	4
	25	2,084	311	305	323	296	69	68	79	53	11	10	17	10
	26	684	109	107	114	108	23	21	25	20	3	1	3	1
	27	1,184	188	185	204	193	14	15	17	7	5	5	10	2
Leg. Dist. 22		23,920	3,631	3,406	3,844	3,416	459	485	499	359	84	99	118	82
Leg. Dist. 23														
	1	840	121	115	122	117	58	53	60	47	5	4	4	5
	2	1,792	270	252	267	233	45	37	44	33	19	20	18	16
	3	1,400	207	203	216	196	48	49	53	44	9	7	8	8
	4	2,244	329	345	349	326	110	86	95	78	14	16	16	10
	5	1,144	171	172	189	164	38	39	40	28	8	8	7	5
	6	980	133	136	142	130	49	50	50	40	9	10	15	9
	7	1,876	297	290	297	272	74	75	70	52	10	9	11	10
	8	1,732	284	284	287	267	49	53	60	44	11	12	12	12
	9	1,132	168	174	178	168	51	46	48	38	13	13	12	12
	10	1,324	212	221	228	197	43	35	40	33	8	8	10	8
	11	1,484	211	229	221	211	68	64	76	55	9	9	9	7
	12	1,824	265	280	284	258	106	97	102	76	14	13	13	11
	13	1,532	218	214	224	214	75	72	72	62	13	14	14	12

STATE SUPREME COURT JUSTICE
7TH JUDICIAL DISTRICT
(VOTE FOR 4)
PART 1
DETAIL

LEGISLATIVE DISTRICT OR TOWN	ELECTION DISTRICT	TOTAL VOTES	GINO	WILLIAM	JULIE	STEPHEN	DAN	SAM	VINCE	STEPHEN	DAN	SAM	VINCE	STEPHEN
			M. NITTI	T. GARGAN	A. CIANCA	K. LINDLEY	DOYLE	L. VALLERIANI	DINOLFO	K. LINDLEY	DOYLE	L. VALLERIANI	DINOLFO	K. LINDLEY
			DEM	DEM	DEM	DEM	REP	REP	REP	REP	CON	CON	CON	CON
Leg. Dist. 23														
	14	1,740	270	263	263	249	73	66	69	53	13	11	16	12
	15	1,228	179	176	198	176	43	42	44	33	8	8	7	10
	16	804	115	118	126	113	36	35	35	26	10	10	11	8
	17	2,028	296	286	308	270	87	75	86	65	15	17	18	15
	18	2,864	405	383	421	373	167	151	167	126	26	23	35	20
	19	1,636	228	222	232	217	90	81	87	62	15	13	19	10
	20	1,744	256	277	275	243	53	44	62	42	13	15	15	14
	21	1,400	226	219	221	208	61	54	62	47	9	12	11	8
	22	1,236	187	200	196	189	70	63	69	58	6	7	8	7
	23	1,048	174	171	175	168	32	35	37	27	7	6	6	3
	24	1,440	192	173	202	185	86	79	84	59	9	9	8	6
	25	1,964	277	285	291	293	98	97	113	83	17	16	19	16
	26	2,504	348	358	369	364	148	130	142	99	20	25	24	20
	27	1,196	173	177	168	168	57	56	66	45	17	16	21	15
	28	1,884	310	303	304	275	64	56	54	48	6	9	10	8
	29	268	42	37	39	34	6	8	8	5	1	1	1	1
Leg. Dist. 23		44,288	6,564	6,563	6,792	6,278	1,985	1,828	1,995	1,508	334	341	378	298
Leg. Dist. 24														
	1	1,844	281	309	305	275	55	44	48	31	13	9	14	11
	2	848	144	148	135	134	30	25	29	21	2	5	3	4
	3	924	155	166	154	140	25	23	23	21	5	7	6	7
	4	1,580	252	247	247	222	43	41	49	38	8	8	11	7
	5	1,424	199	215	212	197	64	60	59	44	12	12	14	8
	6	1,176	184	181	194	171	44	42	46	36	4	2	2	1
	7	840	122	121	123	112	47	37	45	31	3	3	4	3
	8	1,212	195	196	204	182	49	44	48	38	8	4	9	8

STATE SUPREME COURT JUSTICE
7TH JUDICIAL DISTRICT
(VOTE FOR 4)
PART 1
DETAIL

LEGISLATIVE DISTRICT OR TOWN	ELECTION DISTRICT	TOTAL VOTES	GINO	WILLIAM	JULIE	STEPHEN	DAN	SAM	VINCE	STEPHEN	DAN	SAM	VINCE	STEPHEN	
			M. NITTI	T. GARGAN	A. CIANCA	K. LINDLEY	DOYLE	L. VALLERIANI	DINOLFO	K. LINDLEY	DOYLE	L. VALLERIANI	DINOLFO	K. LINDLEY	
			DEM	DEM	DEM	DEM	REP	REP	REP	REP	CON	CON	CON	CON	
Leg. Dist. 24															
	9	952	133	121	139	123	52	49	50	39	15	11	11	10	
	10	2,684	405	411	424	379	90	77	77	60	19	17	19	15	
	11	960	123	113	146	114	41	38	40	35	4	6	5	3	
	12	368	47	38	53	41	12	10	12	10	1	3	3	1	
	13	1,768	284	287	290	246	50	36	43	36	7	10	8	5	
	14	1,896	306	306	299	275	41	30	41	26	12	10	15	9	
	15	1,792	272	275	287	249	60	48	50	42	13	12	14	7	
	16	1,668	256	257	265	239	73	66	70	56	6	7	9	10	
	17	248	25	27	26	25	24	18	22	18	1	1	0	0	
	18	1,808	283	275	275	254	69	65	68	56	14	13	20	11	
	19	460	78	77	85	76	11	13	8	8	1	3	1	1	
	20	356	60	57	57	49	10	10	9	8	2	3	3	2	
	21	392	73	70	71	66	7	8	5	5	3	2	3	2	
	22	556	91	95	87	86	12	13	11	10	2	3	3	3	
	23	448	87	82	86	79	7	11	8	4	1	3	2	1	
	24	180	29	29	31	27	6	4	6	3	1	1	1	1	
Leg. Dist. 24		26,384	4,084	4,103	4,195	3,761	922	812	867	676	157	155	180	130	
Leg. Dist. 25															
	1	2,008	322	309	348	303	65	67	70	53	7	11	7	7	
	2	1,352	210	205	227	209	17	22	20	16	5	2	5	2	
	3	1,564	244	214	246	229	23	29	25	19	6	9	6	5	
	4	556	79	86	86	75	9	6	7	6	2	3	1	2	
	5	1,284	198	188	212	183	15	16	13	10	2	3	3	1	
	6	1,372	227	223	223	199	27	24	25	17	2	6	3	4	
	7	1,624	248	226	255	239	14	12	9	8	6	7	5	4	
	8	1,416	262	243	269	251	11	14	13	6	2	2	2	2	

STATE SUPREME COURT JUSTICE
7TH JUDICIAL DISTRICT
(VOTE FOR 4)
PART 1
DETAIL

LEGISLATIVE DISTRICT OR TOWN	ELECTION DISTRICT	TOTAL VOTES	GINO	WILLIAM	JULIE	STEPHEN	DAN	SAM	VINCE	STEPHEN	DAN	SAM	VINCE	STEPHEN
			M. NITTI	T. GARGAN	A. CIANCA	K. LINDLEY	DOYLE	L. VALLERIANI	DINOLFO	K. LINDLEY	DOYLE	L. VALLERIANI	DINOLFO	K. LINDLEY
			DEM	DEM	DEM	DEM	REP	REP	REP	REP	CON	CON	CON	CON
Leg. Dist. 25														
	9	612	93	84	101	90	5	5	9	4	2	0	1	0
	10	1,548	251	238	259	234	34	32	34	23	2	3	5	3
	11	672	104	100	121	100	3	7	4	0	1	1	2	0
	12	1,524	258	248	240	217	32	35	40	24	7	8	7	5
	13	1,208	198	185	208	192	13	14	12	10	1	3	2	1
	14	832	130	131	140	122	26	18	22	15	5	7	7	6
	15	1,032	153	145	163	142	11	16	14	11	5	6	5	2
	16	1,264	166	154	180	157	27	27	35	20	3	4	6	3
	17	892	151	136	147	152	6	8	5	3	1	1	1	0
	18	1,756	249	236	272	239	38	35	41	31	11	14	12	12
	19	1,144	172	162	186	164	60	52	56	47	10	11	9	7
	20	892	120	122	138	114	42	44	47	35	6	6	6	5
	21	1,152	172	153	181	159	33	35	36	27	4	9	8	7
	22	1,164	200	189	210	192	21	29	30	11	3	3	3	4
	23	468	85	78	82	70	6	8	6	6	0	0	0	0
	24	328	44	40	45	34	23	12	14	11	0	0	0	1
	25	2,868	414	394	419	374	94	96	88	72	17	15	23	14
	26	304	53	48	49	47	7	6	6	5	0	1	2	0
	27	444	64	66	64	58	16	16	16	10	4	2	4	1
	28	108	20	18	19	17	2	2	2	1	0	0	0	0
	29	508	72	75	76	68	13	11	13	10	7	4	5	4
	30	796	126	120	129	119	17	24	27	15	4	7	7	6
Leg. Dist. 25		32,692	5,085	4,816	5,295	4,749	710	722	739	526	125	148	147	108
Leg. Dist. 26														
	1	2,456	256	231	257	224	193	199	214	161	33	35	40	27
	2	1,224	138	119	134	118	98	101	103	85	14	14	24	14

STATE SUPREME COURT JUSTICE
7TH JUDICIAL DISTRICT
(VOTE FOR 4)
PART 1
DETAIL

LEGISLATIVE DISTRICT OR TOWN	ELECTION DISTRICT	TOTAL VOTES	GINO	WILLIAM	JULIE	STEPHEN	DAN	SAM	VINCE	STEPHEN	DAN	SAM	VINCE	STEPHEN
			M. NITTI	T. GARGAN	A. CIANCA	K. LINDLEY	DOYLE	L. VALLERIANI	DINOLFO	K. LINDLEY	DOYLE	L. VALLERIANI	DINOLFO	K. LINDLEY
			DEM	DEM	DEM	DEM	REP	REP	REP	REP	CON	CON	CON	CON
Leg. Dist. 26														
	3	1,028	132	122	131	109	52	48	56	41	7	4	6	3
	4	1,324	141	131	148	124	109	100	110	81	10	15	17	13
	5	1,316	153	134	159	138	72	69	76	58	16	15	14	16
	6	1,232	160	150	181	145	49	47	43	34	11	14	16	10
	7	1,404	163	150	163	144	73	77	76	58	15	12	14	12
	8	1,748	234	216	257	218	62	60	64	44	8	9	11	3
	9	1,648	206	199	222	194	72	82	77	58	11	19	14	14
	10	1,544	209	180	211	184	73	76	70	58	15	16	16	12
	11	1,476	162	138	161	139	102	88	106	74	18	18	20	13
	12	1,564	166	131	157	137	141	142	154	122	21	18	16	16
	13	1,480	163	142	156	136	134	116	133	96	18	23	22	20
	14	1,788	201	179	203	183	125	127	135	100	26	32	27	22
	15	1,388	208	174	199	174	47	51	63	43	10	11	12	7
	16	1,556	190	164	183	164	112	125	126	99	18	18	17	15
	17	1,320	145	133	142	135	96	85	104	71	12	12	14	10
Leg. Dist. 26		25,496	3,027	2,693	3,064	2,666	1,610	1,593	1,710	1,283	263	285	300	227
Leg. Dist. 27														
	1	1,944	287	257	297	276	53	69	56	42	16	19	20	14
	2	1,808	287	269	313	276	33	33	32	25	12	16	17	14
	3	1,520	237	232	255	237	48	45	43	31	16	14	17	13
	4	1,908	305	300	326	291	35	38	34	29	13	17	16	15
	5	1,768	276	261	299	268	24	24	22	15	7	5	6	4
	6	1,624	255	244	268	244	24	32	28	12	1	3	3	2
	7	1,608	252	239	266	237	43	46	43	35	7	7	6	5
	8	2,596	413	371	430	379	30	31	37	21	4	7	11	3
	9	1,696	276	279	294	263	21	22	21	17	5	7	10	3

STATE SUPREME COURT JUSTICE
7TH JUDICIAL DISTRICT
(VOTE FOR 4)
PART 1
DETAIL

LEGISLATIVE DISTRICT OR TOWN	ELECTION DISTRICT	TOTAL VOTES	GINO M. NITTI	WILLIAM T. GARGAN	JULIE A. CIANCA	STEPHEN K. LINDLEY	DAN DOYLE	SAM L. VALLERIANI	VINCE DINOLFO	STEPHEN K. LINDLEY	DAN DOYLE	SAM L. VALLERIANI	VINCE DINOLFO	STEPHEN K. LINDLEY	
			DEM	DEM	DEM	DEM	REP	REP	REP	REP	CON	CON	CON	CON	
Leg. Dist. 27															
	10	1,596	252	233	256	217	48	52	49	39	8	8	8	7	
	11	1,892	300	288	305	276	34	38	44	30	6	5	9	6	
	12	1,312	203	199	219	192	26	29	30	20	13	9	11	8	
	13	1,808	297	272	298	265	22	22	20	13	6	5	9	5	
	14	1,172	182	173	188	178	20	17	19	12	5	4	6	1	
	15	1,476	245	225	244	230	16	15	19	9	4	4	8	4	
	16	1,576	268	246	271	242	21	22	25	12	10	10	14	9	
	17	1,760	283	252	302	267	31	37	37	22	6	6	9	4	
	18	1,728	220	196	228	189	85	80	89	66	10	10	16	11	
	19	1,700	288	267	301	284	19	19	15	16	2	4	7	2	
	20	1,116	165	151	172	153	21	18	18	13	1	3	7	4	
	21	848	134	126	143	125	18	18	16	14	0	2	4	1	
	22	1,380	178	158	179	155	75	71	71	59	11	13	13	7	
	23	1,048	162	155	180	158	6	14	12	6	4	4	2	1	
	25	748	92	76	89	81	41	37	43	24	10	9	10	7	
	26	864	100	87	108	92	44	44	42	33	7	7	13	8	
Leg. Dist. 27		38,496	5,957	5,556	6,231	5,575	838	873	865	615	184	198	252	158	
Leg. Dist. 28															
	1	1,412	199	180	217	182	43	49	42	39	7	3	5	5	
	2	848	103	101	113	91	30	33	38	28	8	5	11	7	
	3	932	116	113	134	124	21	22	21	15	7	5	5	4	
	4	908	100	85	96	89	44	41	44	32	6	7	12	6	
	5	708	88	82	97	82	32	31	34	23	7	6	5	5	
	6	1,768	243	218	262	233	69	71	79	59	12	17	17	12	
	7	2,356	322	279	314	288	107	121	117	88	16	18	19	12	
	8	1,080	136	128	151	133	25	29	32	13	8	8	5	7	

STATE SUPREME COURT JUSTICE
7TH JUDICIAL DISTRICT
(VOTE FOR 4)
PART 1
DETAIL

LEGISLATIVE DISTRICT OR TOWN	ELECTION DISTRICT	TOTAL VOTES	GINO M. NITTI	WILLIAM T. GARGAN	JULIE A. CIANCA	STEPHEN K. LINDLEY	DAN DOYLE	SAM L. VALLERIANI	VINCE DINOLFO	STEPHEN K. LINDLEY	DAN DOYLE	SAM L. VALLERIANI	VINCE DINOLFO	STEPHEN K. LINDLEY	
			DEM	DEM	DEM	DEM	REP	REP	REP	REP	CON	CON	CON	CON	
Leg. Dist. 28															
	9	1,512	210	186	236	198	60	62	63	49	9	10	13	9	
	10	544	64	56	70	58	21	26	29	20	5	6	7	6	
	11	1,036	137	125	141	124	42	44	47	37	6	12	9	7	
	12	868	119	113	123	111	34	30	32	26	3	1	4	1	
	13	1,392	172	155	185	168	60	57	66	49	14	15	15	12	
	14	1,372	205	182	202	177	43	37	42	33	9	13	16	11	
	15	524	84	75	92	76	15	13	15	13	1	2	3	2	
	16	1,132	148	135	158	136	43	51	46	38	11	10	10	8	
	17	228	25	22	25	23	10	11	11	9	1	1	2	2	
	18	1,356	210	196	223	201	38	39	44	31	6	5	5	6	
	19	20	2	2	5	2	1	0	0	0	0	0	0	0	
	20	1,912	268	244	273	239	73	68	85	52	16	11	14	11	
	21	1,568	237	211	229	207	57	52	62	40	8	12	11	9	
	22	644	98	92	113	99	11	15	10	9	3	3	5	2	
Leg. Dist. 28		24,120	3,286	2,980	3,459	3,041	879	902	959	703	163	170	193	144	
Leg. Dist. 29															
	1	176	25	26	28	24	5	6	5	7	0	0	2	0	
	2	428	52	50	57	52	9	15	9	7	4	5	5	4	
	3	56	9	9	10	9	0	0	0	0	0	0	0	0	
	4	1,628	219	186	218	182	70	70	76	65	12	11	13	9	
	5	1,684	230	200	245	201	53	53	67	46	14	11	13	13	
	6	1,016	127	119	131	118	46	36	45	37	5	8	7	4	
	7	1,020	122	126	136	118	52	53	56	43	8	9	9	8	
	8	436	63	55	62	51	13	17	16	12	2	2	3	1	
	9	2,468	321	291	343	298	71	76	80	52	25	21	27	19	
	10	1,804	265	242	268	250	76	69	71	56	7	15	11	8	

STATE SUPREME COURT JUSTICE
7TH JUDICIAL DISTRICT
(VOTE FOR 4)
PART 1
DETAIL

LEGISLATIVE DISTRICT OR TOWN	ELECTION DISTRICT	TOTAL VOTES	GINO M. NITTI	WILLIAM T. GARGAN	JULIE A. CIANCA	STEPHEN K. LINDLEY	DAN DOYLE	SAM L. VALLERIANI	VINCE DINOLFO	STEPHEN K. LINDLEY	DAN DOYLE	SAM L. VALLERIANI	VINCE DINOLFO	STEPHEN K. LINDLEY
			DEM	DEM	DEM	DEM	REP	REP	REP	REP	CON	CON	CON	CON
Leg. Dist. 29														
	11	1,312	169	154	179	151	70	66	62	55	6	7	10	5
	12	1,736	253	234	261	223	34	35	49	36	14	15	18	9
	13	884	127	117	125	119	15	15	16	13	4	4	8	4
	14	580	87	80	98	89	17	19	13	12	4	7	5	4
	15	1,372	180	173	205	182	43	39	47	31	7	8	8	9
	16	532	84	80	86	80	14	14	15	11	0	2	3	3
	17	896	120	108	121	106	47	49	51	37	11	13	12	11
	18	1,292	156	147	152	134	72	75	89	60	13	13	15	9
	19	924	122	118	143	120	28	29	25	18	6	10	7	8
	20	1,780	262	259	282	247	49	41	47	37	7	6	4	5
	21	1,732	239	213	244	209	64	68	74	54	11	10	13	10
	22	636	107	100	119	100	14	10	12	8	1	2	2	0
	23	1,192	170	167	182	162	53	44	48	40	1	7	5	2
	24	1,936	276	257	293	258	55	53	63	49	13	13	12	10
	25	1,552	212	197	227	202	52	56	65	47	10	10	12	9
	26	712	102	103	112	104	13	10	10	7	0	0	3	2
	28	20	3	3	3	3	0	0	0	0	0	0	0	0
Leg. Dist. 29		29,804	4,102	3,814	4,330	3,792	1,035	1,018	1,111	840	185	209	227	166
CITY		286,376	41,743	39,565	43,372	38,783	10,000	9,760	10,408	7,723	1,771	1,916	2,162	1,575
Brighton														
	1	2,328	363	387	381	352	105	84	93	80	20	19	22	17
	2	1,356	170	156	168	167	103	107	111	86	18	16	22	14
	3	1,700	204	210	223	200	129	121	123	106	13	12	9	12
	4	1,984	310	306	320	293	100	87	97	75	8	14	15	9
	5	1,868	278	287	282	266	97	90	84	72	14	12	13	13
	6	2,592	363	376	376	356	166	151	164	126	22	22	23	18

STATE SUPREME COURT JUSTICE
7TH JUDICIAL DISTRICT
(VOTE FOR 4)
PART 1
DETAIL

LEGISLATIVE DISTRICT OR TOWN	ELECTION DISTRICT	TOTAL VOTES	GINO M. NITTI	WILLIAM T. GARGAN	JULIE A. CIANCA	STEPHEN K. LINDLEY	DAN DOYLE	SAM L. VALLERIANI	VINCE DINOLFO	STEPHEN K. LINDLEY	DAN DOYLE	SAM L. VALLERIANI	VINCE DINOLFO	STEPHEN K. LINDLEY
			DEM	DEM	DEM	DEM	REP	REP	REP	REP	CON	CON	CON	CON
Brighton														
	7	1,660	227	210	223	206	92	94	100	78	13	12	17	9
	8	2,016	232	242	246	239	188	159	180	150	12	11	16	12
	9	1,688	253	261	256	242	88	79	87	68	15	17	16	20
	10	2,100	308	341	341	317	127	108	124	101	22	17	21	18
	11	2,240	324	319	337	310	109	99	105	85	27	28	30	26
	12	2,368	358	356	369	344	131	117	119	93	22	22	24	23
	13	1,368	187	203	196	198	86	67	75	59	11	8	14	10
	14	1,576	244	245	263	240	69	69	66	57	4	2	7	3
	15	1,616	231	226	245	215	83	74	84	60	19	21	25	16
	16	1,284	124	138	135	140	147	130	139	117	16	12	16	14
	17	1,044	165	159	164	161	49	40	44	30	4	2	6	3
	18	1,792	288	281	281	282	92	79	95	64	12	13	11	12
	19	1,136	167	176	183	172	59	55	58	46	12	13	14	12
	20	1,544	218	200	224	207	75	79	76	61	16	18	21	14
	21	1,640	238	248	250	235	96	78	88	73	14	13	16	14
	22	1,932	271	275	291	285	125	103	111	88	20	17	18	17
	23	1,548	244	247	263	237	66	59	63	54	14	16	17	12
	24	2,028	250	257	280	255	148	133	139	106	19	20	19	17
	25	1,400	214	218	207	203	74	70	73	65	13	12	13	9
	26	1,316	153	148	159	140	110	99	103	92	11	13	18	12
	27	1,456	217	223	228	222	97	91	92	81	8	6	5	4
	28	2,504	375	373	386	370	145	136	148	119	17	12	17	10
	29	1,300	148	146	156	144	113	112	112	100	10	10	20	11
	30	3,116	440	439	470	444	185	160	186	146	17	18	21	15
	31	1,544	252	256	271	246	68	59	58	48	5	6	12	6
	32	2,024	291	304	303	287	101	89	94	71	20	17	20	16

STATE SUPREME COURT JUSTICE
7TH JUDICIAL DISTRICT
(VOTE FOR 4)
PART 1
DETAIL

LEGISLATIVE DISTRICT OR TOWN	ELECTION DISTRICT	TOTAL VOTES	GINO M. NITTI	WILLIAM T. GARGAN	JULIE A. CIANCA	STEPHEN K. LINDLEY	DAN DOYLE	SAM L. VALLERIANI	VINCE DINOLFO	STEPHEN K. LINDLEY	DAN DOYLE	SAM L. VALLERIANI	VINCE DINOLFO	STEPHEN K. LINDLEY	
			DEM	DEM	DEM	DEM	REP	REP	REP	REP	CON	CON	CON	CON	
Brighton															
	33	2,184	316	319	321	302	142	128	146	123	19	23	21	17	
	34	1,816	256	254	268	252	108	103	111	83	17	19	20	15	
	35	1,604	247	243	250	238	75	75	75	60	10	12	13	9	
	36	1,892	283	278	291	264	92	87	84	72	14	14	17	15	
	37	1,512	236	239	253	237	77	68	69	61	9	6	8	5	
	38	2,152	303	306	312	296	132	109	126	101	21	23	29	23	
	39	1,548	209	208	220	206	94	88	97	78	13	13	15	14	
	40	3,064	440	447	471	454	183	173	178	150	23	21	23	24	
	41	2,828	394	399	426	381	158	134	156	121	27	21	26	20	
	42	596	85	83	87	86	38	26	30	20	9	8	10	9	
	43	1,956	263	257	268	258	124	121	123	104	17	18	25	15	
	44	1,040	137	131	136	121	67	63	60	53	9	7	8	6	
	45	1,428	189	186	203	186	89	85	91	68	12	12	14	12	
	46	1,012	159	161	169	166	52	52	47	39	7	9	11	8	
		<u>81,700</u>	<u>11,624</u>	<u>11,724</u>	<u>12,152</u>	<u>11,422</u>	<u>4,854</u>	<u>4,390</u>	<u>4,684</u>	<u>3,790</u>	<u>675</u>	<u>657</u>	<u>778</u>	<u>610</u>	
Brighton Chili															
	1	1,552	135	134	141	121	140	141	153	119	37	38	41	38	
	2	2,400	145	134	154	143	289	279	299	252	65	69	68	61	
	3	2,160	178	175	194	179	208	181	215	166	42	44	40	40	
	4	1,516	128	104	119	110	168	168	167	142	22	29	31	23	
	5	1,764	161	150	170	156	167	162	171	136	34	35	39	34	
	6	1,868	149	138	168	140	190	188	192	161	48	53	48	45	
	7	1,244	129	118	132	117	110	119	115	95	14	15	18	12	
	8	1,928	165	143	167	155	215	196	210	175	35	46	41	30	
	9	1,772	149	138	168	140	187	192	193	159	31	30	29	25	
	10	1,236	94	82	99	80	132	133	125	113	42	40	41	35	

STATE SUPREME COURT JUSTICE
7TH JUDICIAL DISTRICT
(VOTE FOR 4)
PART 1
DETAIL

LEGISLATIVE DISTRICT OR TOWN	ELECTION DISTRICT	TOTAL VOTES	GINO M. NITTI	WILLIAM T. GARGAN	JULIE A. CIANCA	STEPHEN K. LINDLEY	DAN DOYLE	SAM L. VALLERIANI	VINCE DINOLFO	STEPHEN K. LINDLEY	DAN DOYLE	SAM L. VALLERIANI	VINCE DINOLFO	STEPHEN K. LINDLEY
			DEM	DEM	DEM	DEM	REP	REP	REP	REP	CON	CON	CON	CON
Chili														
	11	2,080	181	155	181	146	211	213	224	182	29	30	31	24
	12	1,952	211	189	213	185	185	185	195	148	27	28	32	23
	13	2,800	245	215	246	219	313	305	323	270	48	51	57	47
	14	1,900	151	132	155	136	193	198	206	172	49	47	48	45
	15	1,604	136	117	148	114	168	166	175	152	35	36	37	31
	16	3,528	297	262	312	268	389	396	418	360	72	70	76	62
	17	4,512	356	338	375	348	529	529	528	470	72	73	85	63
	18	2,136	188	169	183	167	217	214	232	186	42	45	46	43
	19	1,708	167	150	168	163	174	165	185	140	21	25	21	21
	20	2,600	273	236	266	251	234	230	239	183	46	45	50	40
	21	1,336	110	106	116	102	134	131	143	114	25	23	25	21
	22	2,556	324	312	344	315	173	162	165	149	30	28	30	25
	23	1,672	136	119	149	126	187	190	192	160	24	24	23	22
	24	4,516	447	388	440	398	409	417	407	356	76	77	90	62
	25	1,516	182	173	190	175	108	114	117	91	21	18	18	14
	26	2,444	173	144	175	157	274	273	284	233	52	59	64	59
	27	1,724	160	145	168	158	173	162	177	143	34	31	35	29
	28	1,588	174	155	175	155	151	158	157	140	20	22	25	17
	29	1,200	105	103	111	98	114	106	117	97	35	35	35	30
	30	1,368	120	118	133	115	123	119	117	104	22	26	24	21
	31	1,852	197	177	203	188	171	173	180	145	26	27	29	28
	32	2,648	234	204	258	205	242	265	255	214	46	52	48	46
Chili		66,680	6,000	5,423	6,221	5,530	6,678	6,630	6,876	5,727	1,222	1,271	1,325	1,116
Clarkson														
	1	3,024	188	171	200	174	399	390	403	354	62	59	65	51
	2	384	21	22	23	22	51	47	49	49	6	5	6	5

STATE SUPREME COURT JUSTICE
7TH JUDICIAL DISTRICT
(VOTE FOR 4)
PART 1
DETAIL

LEGISLATIVE DISTRICT OR TOWN	ELECTION DISTRICT	TOTAL VOTES	GINO M. NITTI	WILLIAM T. GARGAN	JULIE A. CIANCA	STEPHEN K. LINDLEY	DAN DOYLE	SAM L. VALLERIANI	VINCE DINOLFO	STEPHEN K. LINDLEY	DAN DOYLE	SAM L. VALLERIANI	VINCE DINOLFO	STEPHEN K. LINDLEY
			DEM	DEM	DEM	DEM	REP	REP	REP	REP	CON	CON	CON	CON
Clarkson														
	3	2,244	180	161	191	172	256	238	254	212	51	52	52	47
	4	3,208	147	137	162	142	432	408	438	378	86	89	85	82
	5	4,456	312	296	323	281	523	487	528	453	105	99	107	93
	6	1,928	161	148	176	148	203	200	209	180	37	37	36	33
Clarkson		15,244	1,009	935	1,075	939	1,864	1,770	1,881	1,626	347	341	351	311
East Rochester														
	1	2,220	210	206	229	212	199	184	199	159	23	25	30	21
	2	1,704	185	165	175	162	162	155	169	137	15	16	15	11
	3	1,628	161	154	167	158	142	139	156	125	33	31	30	27
	4	1,744	205	187	207	193	138	130	137	111	17	16	21	18
	5	1,552	165	154	174	161	129	125	125	112	24	25	24	23
	6	1,844	211	206	210	201	157	146	162	125	28	24	26	20
	7	1,676	182	169	189	178	125	127	138	107	23	25	25	24
East Rochester		12,368	1,319	1,241	1,351	1,265	1,052	1,006	1,086	876	163	162	171	144
Gates														
	1	1,392	154	143	156	143	102	102	103	84	23	24	22	22
	2	1,692	163	131	162	147	154	169	167	133	22	26	32	17
	3	1,860	187	158	190	168	142	176	163	123	24	29	28	21
	4	1,684	161	132	155	138	143	171	169	131	32	30	34	30
	5	1,816	188	170	196	178	170	175	180	133	26	28	27	25
	6	1,920	210	192	220	192	142	153	153	119	28	26	35	26
	7	4,100	365	296	357	311	414	456	450	355	53	60	65	45
	8	1,284	108	79	96	85	131	139	155	116	18	22	25	22
	9	1,992	207	169	202	180	180	190	179	141	17	19	21	9
	10	916	111	101	104	101	66	74	80	60	18	19	18	20
	11	1,296	107	102	110	97	133	137	134	113	14	15	19	13

STATE SUPREME COURT JUSTICE
7TH JUDICIAL DISTRICT
(VOTE FOR 4)
PART 1
DETAIL

LEGISLATIVE DISTRICT OR TOWN	ELECTION DISTRICT	TOTAL VOTES	GINO M. NITTI	WILLIAM T. GARGAN	JULIE A. CIANCA	STEPHEN K. LINDLEY	DAN DOYLE	SAM L. VALLERIANI	VINCE DINOLFO	STEPHEN K. LINDLEY	DAN DOYLE	SAM L. VALLERIANI	VINCE DINOLFO	STEPHEN K. LINDLEY
			DEM	DEM	DEM	DEM	REP	REP	REP	REP	CON	CON	CON	CON
Gates														
	12	1,164	104	91	104	96	103	109	113	84	12	13	18	13
	13	2,024	179	148	182	166	175	207	212	165	21	25	19	16
	14	1,376	139	113	133	116	112	133	128	97	29	32	32	26
	15	2,964	281	218	282	251	275	304	279	226	26	37	36	27
	16	1,528	148	137	164	142	130	142	147	117	18	21	21	18
	17	1,912	195	158	187	168	162	169	185	140	24	27	24	21
	18	2,044	158	125	148	137	220	231	236	188	48	47	56	46
	19	1,508	153	121	145	128	130	146	141	111	27	31	37	22
	20	1,644	168	137	162	136	142	164	166	127	20	24	28	18
	21	1,440	141	111	123	108	143	161	159	130	12	16	18	11
	22	1,308	133	110	131	114	115	115	114	97	30	31	30	26
	23	1,732	162	135	165	140	159	165	169	134	40	38	38	32
	24	4,072	407	369	426	382	365	349	381	296	57	65	61	53
	25	1,528	128	118	139	112	149	159	149	127	24	25	27	23
	26	2,084	177	129	173	156	234	241	257	201	37	42	35	32
	27	2,368	235	182	234	197	214	242	234	189	32	40	35	29
	28	1,316	126	108	125	114	130	140	139	104	19	23	19	19
	29	1,748	171	151	178	163	138	141	141	111	25	28	27	16
	30	1,060	99	57	85	75	117	138	126	104	11	15	13	9
	31	1,424	132	99	131	108	141	167	162	123	16	16	19	14
	32	1,788	166	153	185	162	161	167	162	137	35	45	35	31
	33	996	100	90	109	97	79	84	74	64	17	18	22	15
	34	1,688	154	142	166	146	180	181	182	161	17	19	19	15
	35	1,268	104	91	113	96	113	123	118	96	17	18	19	15
Gates		61,936	5,921	4,966	5,938	5,250	5,664	6,120	6,107	4,837	889	994	1,014	797

STATE SUPREME COURT JUSTICE
7TH JUDICIAL DISTRICT
(VOTE FOR 4)
PART 1
DETAIL

LEGISLATIVE DISTRICT OR TOWN	ELECTION DISTRICT	TOTAL VOTES	GINO M. NITTI	WILLIAM T. GARGAN	JULIE A. CIANCA	STEPHEN K. LINDLEY	DAN DOYLE	SAM L. VALLERIANI	VINCE DINOLFO	STEPHEN K. LINDLEY	DAN DOYLE	SAM L. VALLERIANI	VINCE DINOLFO	STEPHEN K. LINDLEY	
			DEM	DEM	DEM	DEM	REP	REP	REP	REP	CON	CON	CON	CON	
Greece															
	1	1,688	157	132	141	124	169	157	183	147	34	35	44	34	
	2	2,208	172	150	183	158	247	236	267	213	48	43	48	38	
	3	1,652	144	114	133	122	178	162	178	147	26	31	32	25	
	4	1,580	174	139	152	141	139	139	169	128	29	27	25	24	
	5	1,368	126	112	120	106	127	120	134	106	17	16	20	19	
	6	1,288	124	112	124	109	109	110	118	94	16	19	20	19	
	7	1,960	185	161	180	157	178	170	199	155	26	25	27	21	
	8	1,644	161	133	148	131	132	134	149	123	26	28	43	25	
	9	1,736	187	157	177	160	150	132	167	119	20	22	23	17	
	10	1,544	153	128	149	138	131	130	156	116	14	18	16	15	
	11	984	105	77	99	77	77	81	86	63	11	15	14	12	
	12	1,172	96	83	97	91	108	110	125	89	17	17	19	16	
	13	1,480	167	125	142	137	133	129	142	102	24	23	32	24	
	14	1,192	133	105	120	105	102	107	107	85	24	21	29	23	
	15	1,500	153	121	133	129	154	158	161	135	32	34	38	29	
	16	1,252	120	85	97	86	121	127	131	110	26	25	25	24	
	17	2,236	207	163	186	168	237	257	270	222	45	44	45	41	
	18	1,936	196	144	182	148	172	188	208	165	28	33	32	31	
	19	1,472	162	121	150	120	124	130	132	103	16	19	20	18	
	20	1,764	176	143	165	145	157	160	177	137	21	27	29	21	
	21	1,536	151	127	135	126	122	124	145	110	32	29	32	28	
	22	1,284	137	113	127	108	112	106	120	96	18	19	24	18	
	23	2,224	219	178	201	177	211	201	215	176	32	31	38	32	
	24	2,232	208	144	166	140	266	272	304	236	35	33	33	29	
	25	1,832	193	161	184	156	160	145	168	127	25	27	28	20	
	26	1,404	128	104	141	105	122	123	123	104	28	31	35	26	

STATE SUPREME COURT JUSTICE
7TH JUDICIAL DISTRICT
(VOTE FOR 4)
PART 1
DETAIL

LEGISLATIVE DISTRICT OR TOWN	ELECTION DISTRICT	TOTAL VOTES	GINO M. NITTI	WILLIAM T. GARGAN	JULIE A. CIANCA	STEPHEN K. LINDLEY	DAN DOYLE	SAM L. VALLERIANI	VINCE DINOLFO	STEPHEN K. LINDLEY	DAN DOYLE	SAM L. VALLERIANI	VINCE DINOLFO	STEPHEN K. LINDLEY
			DEM	DEM	DEM	DEM	REP	REP	REP	REP	CON	CON	CON	CON
Greece														
	27	3,352	358	265	311	263	266	279	317	238	59	52	52	46
	28	2,184	205	149	177	154	236	246	260	188	32	39	38	30
	29	1,736	158	116	145	130	177	186	196	150	23	24	34	21
	30	1,212	109	93	102	102	103	103	111	86	27	29	30	25
	31	1,464	133	120	137	121	138	133	151	119	34	30	33	33
	32	1,764	191	153	184	158	149	156	159	122	17	17	20	17
	33	2,128	196	130	167	131	219	241	266	190	34	41	46	38
	34	1,916	169	129	144	134	218	198	220	182	45	53	46	42
	35	1,620	169	125	140	123	153	151	166	131	27	29	33	26
	36	2,420	241	167	193	166	244	241	272	205	41	39	48	35
	37	1,212	102	89	109	87	128	135	134	113	28	28	33	25
	38	2,628	251	202	232	208	271	266	282	230	41	42	56	36
	39	1,244	129	103	114	101	114	124	132	108	27	25	30	26
	40	1,452	136	116	120	113	140	133	144	119	21	19	27	19
	41	1,980	218	170	195	188	166	160	181	125	35	40	43	30
	42	1,672	179	154	163	152	139	141	150	120	29	24	29	23
	43	2,072	165	113	149	125	223	234	252	198	43	48	53	43
	44	2,540	241	196	230	199	248	253	265	207	52	54	54	47
	45	3,032	241	176	212	176	362	387	388	334	60	59	68	47
	46	1,284	139	116	136	128	89	89	101	77	17	16	21	14
	47	1,576	161	129	143	128	146	137	152	120	34	40	44	36
	48	1,276	125	96	112	100	107	109	130	87	15	22	25	15
	49	1,308	138	115	130	119	128	127	135	104	23	19	24	17
	50	1,632	158	110	133	124	141	154	169	129	36	33	40	32
	51	1,120	106	80	90	88	108	105	120	89	23	22	21	21
	52	2,364	237	180	213	183	231	239	256	190	42	39	42	40

STATE SUPREME COURT JUSTICE
7TH JUDICIAL DISTRICT
(VOTE FOR 4)
PART 1
DETAIL

LEGISLATIVE DISTRICT OR TOWN	ELECTION DISTRICT	TOTAL VOTES	GINO M. NITTI	WILLIAM T. GARGAN	JULIE A. CIANCA	STEPHEN K. LINDLEY	DAN DOYLE	SAM L. VALLERIANI	VINCE DINOLFO	STEPHEN K. LINDLEY	DAN DOYLE	SAM L. VALLERIANI	VINCE DINOLFO	STEPHEN K. LINDLEY
			DEM	DEM	DEM	DEM	REP	REP	REP	REP	CON	CON	CON	CON
Greece														
	53	1,724	191	157	183	160	129	127	137	110	23	23	26	20
	54	2,072	167	108	136	115	230	263	273	215	44	43	53	36
	55	1,340	116	77	100	84	146	150	170	126	21	23	27	20
	56	2,072	218	185	194	184	194	187	202	162	34	34	41	33
	57	1,780	161	134	151	133	185	181	208	149	28	33	32	22
	58	2,252	218	166	199	174	230	238	261	207	39	40	41	33
	59	1,684	227	184	232	183	71	70	73	62	16	19	25	18
	60	1,516	151	117	137	118	148	134	151	122	25	30	35	24
	61	1,844	194	154	185	157	155	164	174	137	26	25	26	21
	62	2,548	256	205	234	203	243	249	258	208	28	34	38	36
	63	1,920	217	167	189	175	150	150	157	119	35	32	41	30
	64	1,604	142	92	114	100	149	169	179	131	22	24	26	21
	65	1,668	148	134	152	143	173	169	175	137	22	24	26	19
	66	1,136	126	100	109	100	95	95	103	85	19	23	25	14
	67	1,588	122	90	104	98	181	183	207	161	32	34	36	28
	68	2,172	192	146	171	150	216	218	240	180	44	46	54	48
	69	1,144	103	74	82	79	120	126	131	104	23	23	23	21
	70	5,412	431	322	384	326	647	681	718	572	96	100	109	93
	71	2,128	192	153	194	168	217	213	220	180	27	32	35	25
	72	2,648	270	200	251	216	256	268	280	220	46	53	62	44
	73	1,216	124	99	125	101	88	96	95	73	21	21	23	22
	74	1,764	219	183	207	187	124	126	145	108	18	17	22	18
	75	1,452	147	119	136	116	141	144	151	127	22	19	22	18
	76	1,432	115	85	101	91	173	167	185	145	25	26	21	22
	77	2,028	184	156	196	163	198	200	209	170	38	39	47	37
	78	1,308	117	91	106	87	130	126	149	117	22	21	24	23

STATE SUPREME COURT JUSTICE
7TH JUDICIAL DISTRICT
(VOTE FOR 4)
PART 1
DETAIL

LEGISLATIVE DISTRICT OR TOWN	ELECTION DISTRICT	TOTAL VOTES	GINO M. NITTI	WILLIAM T. GARGAN	JULIE A. CIANCA	STEPHEN K. LINDLEY	DAN DOYLE	SAM L. VALLERIANI	VINCE DINOLFO	STEPHEN K. LINDLEY	DAN DOYLE	SAM L. VALLERIANI	VINCE DINOLFO	STEPHEN K. LINDLEY
			DEM	DEM	DEM	DEM	REP	REP	REP	REP	CON	CON	CON	CON
Greece														
	79	3,936	362	265	316	271	410	435	442	371	91	92	99	82
	80	2,164	212	147	180	156	227	235	244	203	39	38	43	35
	81	1,200	101	90	109	97	124	133	129	116	20	19	20	20
	82	2,300	290	238	269	233	160	162	177	135	25	25	24	23
	83	1,244	129	117	129	110	94	87	98	80	26	25	28	23
	84	2,208	215	163	197	162	208	210	244	181	34	38	44	33
	85	2,356	244	171	213	183	232	231	253	184	43	43	47	43
	86	2,196	186	134	160	141	243	247	269	212	60	54	56	50
	87	1,500	152	122	140	119	145	149	158	121	29	30	34	25
	88	2,136	228	168	190	183	197	191	221	157	34	38	38	38
	89	1,548	151	118	143	116	169	158	165	128	21	21	24	20
	90	2,316	220	145	179	154	233	255	269	202	55	56	62	49
	91	3,368	309	234	256	235	359	359	399	321	75	75	81	67
	92	3,252	327	252	315	250	307	311	345	254	40	48	47	39
	93	2,596	282	233	271	225	223	236	251	191	36	35	42	31
	94	2,180	201	161	191	167	211	220	234	181	34	36	37	29
	95	1,420	143	119	138	118	123	117	125	105	14	16	17	16
	96	2,408	273	210	248	225	200	221	230	177	34	42	46	39
	97	3,388	294	218	277	241	376	380	416	311	60	57	67	47
	98	3,264	352	261	294	263	305	302	328	268	51	56	60	44
	99	1,996	145	121	137	122	230	240	262	198	45	42	43	41
	100	2,804	262	189	227	198	292	291	333	248	48	48	63	45
	101	1,256	120	83	94	86	128	132	146	108	27	32	35	27
	102	3,056	288	204	231	215	310	338	363	274	44	42	48	40
	103	2,100	186	141	160	144	218	227	244	201	50	50	55	44
	104	1,496	127	101	117	104	149	152	177	129	31	32	33	27

STATE SUPREME COURT JUSTICE
7TH JUDICIAL DISTRICT
(VOTE FOR 4)
PART 1
DETAIL

LEGISLATIVE DISTRICT OR TOWN	ELECTION DISTRICT	TOTAL VOTES	GINO M. NITTI	WILLIAM T. GARGAN	JULIE A. CIANCA	STEPHEN K. LINDLEY	DAN DOYLE	SAM L. VALLERIANI	VINCE DINOLFO	STEPHEN K. LINDLEY	DAN DOYLE	SAM L. VALLERIANI	VINCE DINOLFO	STEPHEN K. LINDLEY
			DEM	DEM	DEM	DEM	REP	REP	REP	REP	CON	CON	CON	CON
Greece														
	105	2,372	216	139	180	144	267	301	309	245	38	36	51	37
	106	1,812	144	109	134	116	198	209	227	173	35	31	34	27
	107	1,668	139	105	123	110	192	189	206	170	29	33	35	28
	108	1,700	138	109	127	117	197	199	233	173	32	28	33	29
	109	2,836	283	188	223	195	290	312	340	257	42	44	41	39
		<u>209,884</u>	<u>20,256</u>	<u>15,677</u>	<u>18,353</u>	<u>16,076</u>	<u>20,388</u>	<u>20,758</u>	<u>22,531</u>	<u>17,570</u>	<u>3,573</u>	<u>3,675</u>	<u>4,088</u>	<u>3,296</u>
Greece Hamlin														
	1	1,984	155	127	157	131	226	218	225	196	29	33	29	26
	2	2,040	128	118	132	113	265	246	267	233	48	49	53	44
	3	2,180	136	121	127	120	283	265	289	253	46	43	43	39
	4	1,480	76	68	89	70	212	196	198	187	38	37	45	34
	5	1,980	115	103	122	105	244	230	240	207	56	51	50	48
	6	1,660	129	124	119	118	205	188	210	182	25	26	24	22
	7	2,412	158	126	166	142	319	293	313	271	44	49	46	40
	8	1,412	64	57	66	55	167	159	176	143	34	30	34	31
	9	1,268	68	62	71	65	164	153	176	141	25	26	25	21
	10	2,228	132	113	137	110	281	265	291	241	50	44	50	40
		<u>18,644</u>	<u>1,161</u>	<u>1,019</u>	<u>1,186</u>	<u>1,029</u>	<u>2,366</u>	<u>2,213</u>	<u>2,385</u>	<u>2,054</u>	<u>395</u>	<u>388</u>	<u>399</u>	<u>345</u>
Hamlin Henrietta														
	1	2,428	259	242	269	242	229	219	226	196	33	34	34	30
	2	2,120	222	203	230	208	181	173	175	151	32	29	30	28
	3	1,252	178	177	189	164	72	62	68	60	13	15	17	15
	4	2,164	284	271	288	280	144	142	144	113	25	22	28	23
	5	1,968	192	173	200	181	180	175	174	145	40	40	46	42
	6	1,852	182	166	192	172	176	159	175	145	27	31	32	27
	7	1,556	168	169	184	168	144	125	128	114	25	28	32	26

STATE SUPREME COURT JUSTICE
7TH JUDICIAL DISTRICT
(VOTE FOR 4)
PART 1
DETAIL

LEGISLATIVE DISTRICT OR TOWN	ELECTION DISTRICT	TOTAL VOTES	GINO M. NITTI	WILLIAM T. GARGAN	JULIE A. CIANCA	STEPHEN K. LINDLEY	DAN DOYLE	SAM L. VALLERIANI	VINCE DINOLFO	STEPHEN K. LINDLEY	DAN DOYLE	SAM L. VALLERIANI	VINCE DINOLFO	STEPHEN K. LINDLEY
			DEM	DEM	DEM	DEM	REP	REP	REP	REP	CON	CON	CON	CON
Henrietta														
	8	1,684	156	150	165	139	167	159	160	148	32	30	37	27
	9	1,636	175	166	193	172	131	119	136	113	17	22	19	13
	10	1,896	174	168	196	157	166	142	163	131	37	38	41	31
	11	1,792	207	188	208	188	128	128	130	111	25	23	24	18
	12	1,760	162	153	174	156	174	154	169	144	28	29	36	26
	13	3,812	450	433	480	423	277	272	287	242	46	42	47	45
	14	1,764	211	199	219	207	120	115	120	97	25	24	26	23
	15	3,212	354	340	356	342	257	247	271	220	47	43	44	41
	16	1,116	117	115	123	121	89	85	93	77	9	8	9	8
	17	2,104	240	229	263	241	159	141	151	123	42	41	42	33
	18	2,308	249	235	256	232	190	178	198	156	25	34	34	26
	19	1,748	174	176	195	175	148	131	138	124	21	24	28	24
	20	3,292	334	339	376	324	277	261	273	227	47	45	49	43
	21	1,492	157	163	162	150	137	121	136	114	26	26	26	25
	22	2,732	332	326	342	320	240	225	246	206	42	45	46	42
	23	2,224	260	254	267	243	165	144	176	134	27	29	37	27
	24	2,396	291	283	330	294	152	148	157	128	29	34	31	26
	25	1,704	165	149	174	153	162	145	159	133	36	36	40	33
	26	4,112	418	403	445	422	397	363	387	323	75	72	77	69
	27	2,904	297	282	323	289	268	258	273	239	45	43	46	37
	28	2,376	224	215	234	209	243	217	247	208	40	41	46	36
	29	7,252	836	782	884	778	568	544	563	496	103	105	99	96
	30	5,200	652	621	682	618	367	358	371	309	69	60	67	57
	31	1,400	177	164	174	153	78	82	90	69	18	19	22	19
	32	2,908	368	346	383	370	240	222	234	193	36	31	42	27
	33	1,424	150	139	144	136	135	117	128	110	17	23	23	17

STATE SUPREME COURT JUSTICE
7TH JUDICIAL DISTRICT
(VOTE FOR 4)
PART 1
DETAIL

LEGISLATIVE DISTRICT OR TOWN	ELECTION DISTRICT	TOTAL VOTES	GINO	WILLIAM	JULIE	STEPHEN	DAN	SAM	VINCE	STEPHEN	DAN	SAM	VINCE	STEPHEN
			M. NITTI	T. GARGAN	A. CIANCA	K. LINDLEY	DOYLE	L. VALLERIANI	DINOLFO	K. LINDLEY	DOYLE	L. VALLERIANI	DINOLFO	K. LINDLEY
			DEM	DEM	DEM	DEM	REP	REP	REP	REP	CON	CON	CON	CON
Henrietta														
	34	1,404	165	164	172	166	119	110	110	101	13	13	14	11
	35	2,816	285	279	309	276	265	252	271	226	39	33	41	33
Henrietta		83,808	9,265	8,862	9,781	8,869	6,945	6,493	6,927	5,826	1,211	1,212	1,312	1,104
Irondequoit														
	1	2,928	346	322	352	319	218	212	226	170	39	40	45	36
	2	1,488	158	143	163	158	118	108	119	93	21	24	31	21
	3	2,240	223	213	224	205	190	188	204	158	29	29	31	23
	4	916	93	86	93	81	96	91	100	79	11	13	12	9
	5	1,828	223	209	227	204	123	119	132	102	21	19	20	14
	6	2,604	347	327	332	325	178	160	205	125	36	46	49	30
	7	2,396	260	254	270	245	181	175	218	142	57	48	63	43
	8	1,792	163	171	169	162	175	167	200	142	27	26	30	26
	9	1,896	177	155	169	162	169	176	209	140	23	23	26	16
	10	1,676	172	169	177	171	130	126	168	111	37	33	44	34
	11	1,020	117	108	120	107	93	93	93	75	9	7	11	12
	12	1,692	212	208	217	208	101	88	108	74	23	26	27	22
	13	2,236	301	279	293	274	143	128	179	108	31	33	39	31
	14	2,564	245	242	255	236	232	211	239	195	56	56	57	52
	15	2,084	210	210	220	200	201	187	230	165	31	31	29	25
	16	2,856	346	304	329	311	231	233	273	187	34	28	46	26
	17	1,296	146	130	147	140	93	91	111	70	19	18	20	17
	18	1,728	187	185	191	184	150	137	154	122	24	22	25	19
	19	2,264	308	286	321	280	116	124	130	96	20	16	22	16
	20	1,484	161	149	154	156	132	133	160	107	21	21	21	19
	21	1,924	238	217	233	223	116	113	137	90	32	32	39	30
	22	1,912	215	194	220	196	136	158	172	116	30	32	36	24

STATE SUPREME COURT JUSTICE
7TH JUDICIAL DISTRICT
(VOTE FOR 4)
PART 1
DETAIL

LEGISLATIVE DISTRICT OR TOWN	ELECTION DISTRICT	TOTAL VOTES	GINO M. NITTI	WILLIAM T. GARGAN	JULIE A. CIANCA	STEPHEN K. LINDLEY	DAN DOYLE	SAM L. VALLERIANI	VINCE DINOLFO	STEPHEN K. LINDLEY	DAN DOYLE	SAM L. VALLERIANI	VINCE DINOLFO	STEPHEN K. LINDLEY
			DEM	DEM	DEM	DEM	REP	REP	REP	REP	CON	CON	CON	CON
Irondequoit														
	23	1,580	197	187	198	188	125	115	127	98	18	16	22	14
	24	1,620	209	202	194	193	105	96	148	83	29	29	36	22
	25	1,856	224	198	221	196	137	139	155	114	28	25	34	32
	26	1,504	176	157	187	171	99	95	114	87	13	13	15	13
	27	1,152	130	119	125	124	94	93	111	72	13	11	12	8
	28	1,704	144	131	155	141	189	182	192	163	24	28	28	23
	29	1,584	185	171	179	166	118	116	128	97	19	20	23	17
	30	1,696	181	170	183	162	147	140	160	125	21	25	33	19
	31	2,236	283	272	284	264	160	156	182	130	31	31	42	27
	32	2,036	259	237	252	232	126	128	166	100	16	20	28	16
	33	1,312	129	126	123	114	116	103	124	98	27	29	33	25
	34	2,692	260	251	270	248	269	256	282	220	37	38	43	34
	35	1,364	174	163	176	156	80	84	102	75	11	11	16	13
	36	1,276	141	134	155	126	84	86	90	70	12	13	11	10
	37	1,524	141	125	152	122	138	142	139	112	21	24	28	22
	38	1,112	121	114	126	109	89	84	89	71	8	6	9	7
	39	580	53	56	56	56	51	41	47	41	10	12	12	12
	40	1,012	116	106	117	113	77	75	88	66	14	18	20	11
	41	1,872	219	205	228	202	141	134	148	110	13	15	18	11
	42	1,956	199	190	195	184	168	163	187	134	29	29	34	31
	43	1,488	171	179	183	173	102	94	113	83	17	21	19	14
	44	3,028	300	266	306	280	283	286	317	243	30	32	35	24
	45	1,324	149	144	148	133	83	92	111	66	27	29	25	24
	46	1,816	165	139	172	148	171	175	196	134	19	17	28	18
	47	660	70	57	69	60	59	60	63	47	9	13	14	10
	48	1,616	164	158	155	158	141	137	166	118	26	27	31	25

STATE SUPREME COURT JUSTICE
7TH JUDICIAL DISTRICT
(VOTE FOR 4)
PART 1
DETAIL

LEGISLATIVE DISTRICT OR TOWN	ELECTION DISTRICT	TOTAL VOTES	GINO M. NITTI	WILLIAM T. GARGAN	JULIE A. CIANCA	STEPHEN K. LINDLEY	DAN DOYLE	SAM L. VALLERIANI	VINCE DINOLFO	STEPHEN K. LINDLEY	DAN DOYLE	SAM L. VALLERIANI	VINCE DINOLFO	STEPHEN K. LINDLEY
			DEM	DEM	DEM	DEM	REP	REP	REP	REP	CON	CON	CON	CON
Irondequoit														
	49	2,212	221	209	232	215	204	195	218	166	35	33	39	28
	50	1,620	172	159	185	165	111	110	117	88	17	16	17	14
	51	1,996	213	213	216	196	161	147	179	123	39	38	51	30
	52	2,148	255	227	257	232	156	140	171	128	24	25	27	20
	53	1,760	195	181	197	177	143	147	159	121	17	12	16	9
	54	600	69	66	71	63	47	48	50	42	10	9	9	8
	55	1,996	251	233	262	240	127	133	161	105	24	23	24	18
	56	1,456	157	156	168	159	112	118	131	84	17	17	29	15
	57	2,544	278	254	282	256	217	213	224	173	33	31	40	29
	58	2,204	240	217	257	223	145	139	162	122	37	40	41	33
	59	1,652	175	158	178	158	137	133	145	113	24	21	29	21
	60	1,716	178	169	181	169	145	144	158	125	27	28	30	22
	61	2,224	239	219	251	215	190	199	215	172	27	31	33	27
	62	1,804	196	204	207	201	138	114	156	108	28	30	40	21
	63	1,420	141	141	145	135	117	110	132	100	17	19	25	15
	64	776	103	88	98	81	35	36	43	29	1	2	5	5
	65	1,280	158	147	165	151	89	89	103	74	9	11	9	7
	66	1,116	139	120	149	137	55	55	55	35	4	4	4	5
	67	1,352	131	111	136	116	116	117	127	99	15	22	23	17
	68	1,808	197	182	207	186	133	128	150	108	14	14	18	11
Irondequoit		118,108	13,116	12,272	13,329	12,241	9,252	9,005	10,368	7,539	1,572	1,601	1,881	1,382
Mendon														
	1	3,244	328	333	360	327	313	284	300	270	60	61	61	52
	2	2,932	328	325	363	328	242	210	226	189	40	40	46	34
	3	3,048	273	273	297	269	321	300	318	269	62	62	72	63
	4	2,272	231	238	236	213	203	188	210	174	28	26	29	22

STATE SUPREME COURT JUSTICE
7TH JUDICIAL DISTRICT
(VOTE FOR 4)
PART 1
DETAIL

LEGISLATIVE DISTRICT OR TOWN	ELECTION DISTRICT	TOTAL VOTES	GINO M. NITTI	WILLIAM T. GARGAN	JULIE A. CIANCA	STEPHEN K. LINDLEY	DAN DOYLE	SAM L. VALLERIANI	VINCE DINOLFO	STEPHEN K. LINDLEY	DAN DOYLE	SAM L. VALLERIANI	VINCE DINOLFO	STEPHEN K. LINDLEY
			DEM	DEM	DEM	DEM	REP	REP	REP	REP	CON	CON	CON	CON
Mendon														
	5	2,808	296	290	310	300	273	257	276	228	65	63	71	60
	6	2,948	279	278	292	272	312	292	318	281	61	55	60	56
	7	3,264	287	287	309	292	361	329	353	311	61	62	62	48
	8	1,380	139	130	138	120	121	116	121	102	26	24	29	27
	9	2,404	231	236	256	229	255	242	245	222	40	38	44	35
		<u>24,300</u>	<u>2,392</u>	<u>2,390</u>	<u>2,561</u>	<u>2,350</u>	<u>2,401</u>	<u>2,218</u>	<u>2,367</u>	<u>2,046</u>	<u>443</u>	<u>431</u>	<u>474</u>	<u>397</u>
Mendon Ogden														
	1	2,036	192	172	189	177	202	208	215	175	41	44	42	38
	2	2,060	164	144	187	150	221	210	226	183	52	58	57	43
	3	3,316	257	226	263	226	388	373	402	341	68	64	66	55
	4	1,960	133	112	138	119	232	234	243	209	44	51	46	44
	5	2,048	135	109	138	115	236	238	251	204	40	43	40	34
	6	2,948	252	222	258	229	311	307	323	255	45	48	51	40
	7	1,368	78	65	79	61	172	171	172	150	40	39	44	39
	8	2,620	215	188	217	185	302	296	314	250	28	30	31	26
	9	2,044	171	163	189	157	223	211	216	189	37	41	44	32
	10	2,132	170	140	177	150	218	237	230	199	47	45	56	44
	11	2,388	170	152	174	154	269	270	264	234	59	62	66	54
	12	3,156	206	152	196	173	384	400	421	330	64	62	61	55
	13	2,472	195	171	195	174	263	261	274	232	53	53	55	51
	14	2,028	147	120	156	142	241	243	233	210	41	37	46	33
	15	3,068	208	172	192	187	362	351	383	311	72	69	72	63
	16	1,424	67	72	67	61	198	179	193	167	39	39	41	39
	17	2,024	139	113	136	116	239	243	246	212	41	37	45	32
	18	3,360	290	256	304	253	312	342	332	289	69	73	73	63
	19	2,508	175	166	194	177	266	271	284	229	65	58	63	53

STATE SUPREME COURT JUSTICE
7TH JUDICIAL DISTRICT
(VOTE FOR 4)
PART 1
DETAIL

LEGISLATIVE DISTRICT OR TOWN	ELECTION DISTRICT	TOTAL VOTES	GINO M. NITTI	WILLIAM T. GARGAN	JULIE A. CIANCA	STEPHEN K. LINDLEY	DAN DOYLE	SAM L. VALLERIANI	VINCE DINOLFO	STEPHEN K. LINDLEY	DAN DOYLE	SAM L. VALLERIANI	VINCE DINOLFO	STEPHEN K. LINDLEY
			DEM	DEM	DEM	DEM	REP	REP	REP	REP	CON	CON	CON	CON
Ogden	20	2,500	179	155	180	147	299	304	305	267	70	69	75	66
Ogden Parma		47,460	3,543	3,070	3,629	3,153	5,338	5,349	5,527	4,636	1,015	1,022	1,074	904
	1	2,664	200	168	194	172	290	299	293	250	78	81	84	77
	2	2,820	181	148	173	157	336	352	371	308	61	59	69	58
	3	2,244	138	119	132	115	288	269	297	248	43	45	46	35
	4	2,364	126	97	110	96	338	325	349	305	64	59	61	61
	5	1,492	117	88	111	98	181	182	186	162	30	35	39	31
	6	1,188	68	58	64	59	176	170	174	168	24	31	31	23
	7	2,228	146	129	132	119	272	281	301	247	60	59	62	52
	8	2,712	196	175	202	174	340	305	328	280	50	47	51	42
	9	2,404	158	128	153	130	308	315	323	289	52	53	54	45
	10	2,220	111	98	120	105	271	256	295	237	75	80	74	73
	11	2,496	169	156	182	167	293	284	286	248	65	62	69	63
	12	2,764	213	169	199	179	319	305	333	273	44	43	59	42
	13	4,604	285	233	290	237	597	579	622	510	91	90	91	85
	14	2,108	168	140	139	132	234	231	249	210	34	38	41	33
	15	2,848	182	153	187	158	351	348	361	309	63	66	69	58
Parma Penfield		37,156	2,458	2,059	2,388	2,098	4,594	4,501	4,768	4,044	834	848	900	778
	1	1,240	135	123	139	129	92	94	99	83	23	26	25	20
	2	2,228	248	250	273	248	185	165	175	146	27	22	23	22
	3	1,880	144	148	158	152	219	203	211	182	37	34	37	31
	4	3,280	250	247	263	252	368	343	388	308	77	78	83	67
	5	2,284	256	237	249	236	197	189	197	169	44	42	41	44
	6	1,816	141	137	152	156	213	209	229	178	34	33	34	31

STATE SUPREME COURT JUSTICE
7TH JUDICIAL DISTRICT
(VOTE FOR 4)
PART 1
DETAIL

LEGISLATIVE DISTRICT OR TOWN	ELECTION DISTRICT	TOTAL VOTES	GINO M. NITTI	WILLIAM T. GARGAN	JULIE A. CIANCA	STEPHEN K. LINDLEY	DAN DOYLE	SAM L. VALLERIANI	VINCE DINOLFO	STEPHEN K. LINDLEY	DAN DOYLE	SAM L. VALLERIANI	VINCE DINOLFO	STEPHEN K. LINDLEY
			DEM	DEM	DEM	DEM	REP	REP	REP	REP	CON	CON	CON	CON
Penfield														
	7	1,948	216	209	225	209	150	140	160	124	45	44	43	41
	8	1,536	144	131	137	128	148	145	154	130	23	27	26	21
	9	2,292	277	282	301	288	171	153	173	147	33	28	27	23
	10	1,580	165	170	177	163	153	131	146	122	23	24	26	24
	11	1,344	127	120	142	136	136	123	138	109	15	14	14	14
	12	2,100	281	260	272	257	143	140	143	123	31	33	34	30
	13	3,344	343	317	347	327	303	288	317	248	50	46	49	41
	14	2,828	194	187	205	181	345	337	349	299	61	64	76	61
	15	3,252	346	338	368	330	299	284	295	255	39	37	44	31
	16	912	87	89	98	92	80	75	81	63	17	11	13	13
	17	2,152	216	216	230	211	213	207	212	182	22	25	27	19
	18	1,616	162	162	176	165	164	154	153	137	16	20	24	16
	19	2,968	315	318	340	316	281	279	276	233	42	38	47	39
	20	2,492	245	242	266	230	225	216	231	191	49	51	47	44
	21	2,368	275	252	286	267	196	183	187	155	34	31	33	25
	22	2,344	294	299	307	291	174	157	175	145	28	23	25	21
	23	3,012	305	311	330	302	278	255	272	220	46	51	53	41
	24	2,900	290	295	312	287	287	265	292	234	57	58	57	50
	25	1,852	142	135	152	147	208	192	211	173	44	38	42	36
	26	1,352	112	103	121	103	127	118	133	108	23	28	24	23
	27	2,204	238	242	265	247	203	196	211	173	33	32	38	27
	28	2,004	193	178	197	185	165	160	176	135	35	31	34	30
	29	3,224	365	342	375	353	267	245	270	217	41	41	41	35
	30	4,464	409	399	433	406	458	467	475	410	76	72	74	69
	31	1,396	129	136	142	134	130	125	137	109	15	13	17	15
	32	1,460	172	165	177	176	122	118	122	97	15	14	17	14

STATE SUPREME COURT JUSTICE
7TH JUDICIAL DISTRICT
(VOTE FOR 4)
PART 1
DETAIL

LEGISLATIVE DISTRICT OR TOWN	ELECTION DISTRICT	TOTAL VOTES	GINO M. NITTI	WILLIAM T. GARGAN	JULIE A. CIANCA	STEPHEN K. LINDLEY	DAN DOYLE	SAM L. VALLERIANI	VINCE DINOLFO	STEPHEN K. LINDLEY	DAN DOYLE	SAM L. VALLERIANI	VINCE DINOLFO	STEPHEN K. LINDLEY
			DEM	DEM	DEM	DEM	REP	REP	REP	REP	CON	CON	CON	CON
Penfield														
	33	1,880	182	181	206	181	184	167	171	140	39	38	43	34
	34	2,168	202	183	209	185	231	219	232	188	31	34	34	31
	35	3,264	377	366	395	363	294	283	277	254	39	43	44	40
	36	2,260	244	250	280	267	199	202	208	162	19	19	20	16
	37	4,312	358	343	388	355	504	472	515	420	76	64	72	58
	38	1,468	119	117	129	118	165	154	164	133	15	18	21	21
	39	1,712	171	164	186	167	167	159	174	144	25	25	27	23
	40	2,956	269	259	284	252	302	281	305	250	31	32	33	26
	41	2,892	248	236	260	257	332	319	354	274	41	33	34	30
	42	2,424	216	202	207	198	268	271	280	243	29	28	33	30
		<u>97,008</u>	<u>9,602</u>	<u>9,341</u>	<u>10,159</u>	<u>9,447</u>	<u>9,346</u>	<u>8,883</u>	<u>9,468</u>	<u>7,813</u>	<u>1,500</u>	<u>1,463</u>	<u>1,556</u>	<u>1,327</u>
Penfield														
Perinton														
	1	3,488	342	346	363	343	356	332	359	305	58	56	62	55
	2	2,636	314	311	328	316	212	207	211	181	32	31	41	31
	3	1,864	177	174	197	180	187	166	180	146	32	35	37	28
	4	2,028	229	217	240	220	172	156	174	143	31	27	31	26
	5	1,264	148	145	163	142	92	92	94	76	20	22	21	18
	6	1,812	223	228	246	225	130	125	128	108	23	20	23	18
	7	2,308	266	264	290	264	200	192	213	181	35	31	38	27
	8	1,972	217	212	232	209	174	167	180	155	27	25	27	26
	9	2,924	296	295	325	294	293	268	292	239	40	47	42	37
	10	2,352	288	287	312	285	188	168	179	143	34	30	34	29
	11	1,460	152	148	162	145	132	127	138	108	24	24	26	26
	12	1,944	203	210	223	209	174	173	186	150	31	32	42	29
	13	1,748	191	184	199	178	178	177	177	155	23	21	21	23
	14	1,968	204	207	223	204	190	169	191	157	26	32	33	33

STATE SUPREME COURT JUSTICE
7TH JUDICIAL DISTRICT
(VOTE FOR 4)
PART 1
DETAIL

LEGISLATIVE DISTRICT OR TOWN	ELECTION DISTRICT	TOTAL VOTES	GINO M. NITTI	WILLIAM T. GARGAN	JULIE A. CIANCA	STEPHEN K. LINDLEY	DAN DOYLE	SAM L. VALLERIANI	VINCE DINOLFO	STEPHEN K. LINDLEY	DAN DOYLE	SAM L. VALLERIANI	VINCE DINOLFO	STEPHEN K. LINDLEY
			DEM	DEM	DEM	DEM	REP	REP	REP	REP	CON	CON	CON	CON
Perinton														
	15	2,540	252	248	258	243	249	232	256	212	29	25	34	19
	16	1,600	173	172	186	168	153	142	148	127	20	22	21	20
	17	2,148	264	255	276	270	176	169	180	151	28	32	29	23
	18	1,968	202	215	228	211	191	160	188	136	27	27	25	26
	19	1,892	191	181	204	188	182	162	190	145	29	32	36	27
	20	1,964	198	200	226	203	191	183	182	165	27	33	28	27
	21	2,592	279	266	283	273	215	208	228	179	46	42	43	36
	22	1,516	172	175	176	173	136	120	133	106	21	20	22	21
	23	3,068	340	333	370	346	278	259	280	232	38	36	37	34
	24	3,236	323	328	354	334	323	295	333	267	37	40	42	35
	25	1,624	192	177	218	199	120	103	130	90	25	23	26	21
	26	2,160	225	232	250	229	219	210	218	188	32	34	39	29
	27	1,728	167	168	179	163	183	173	186	144	23	20	22	19
	28	1,728	168	174	188	179	183	176	187	156	25	22	24	23
	29	1,280	139	149	154	143	116	94	123	89	19	26	21	19
	30	2,204	229	225	242	233	213	191	214	175	22	24	24	21
	31	2,368	251	239	279	248	210	203	218	174	30	34	34	31
	32	1,892	228	222	237	221	128	113	135	102	36	38	46	34
	33	2,192	302	297	299	276	161	149	163	141	23	20	25	20
	34	3,080	307	313	341	312	294	269	290	234	49	55	55	48
	35	1,780	175	166	177	168	154	146	164	122	35	38	41	32
	36	1,672	198	197	213	191	126	114	128	98	18	25	20	20
	37	2,312	262	254	272	258	205	184	200	168	33	33	42	29
	38	3,060	326	314	345	319	291	269	292	232	37	37	44	38
	39	2,800	267	266	301	270	280	273	293	235	53	46	52	47
	40	1,624	163	171	171	167	160	145	161	133	25	21	23	18

STATE SUPREME COURT JUSTICE
7TH JUDICIAL DISTRICT
(VOTE FOR 4)
PART 1
DETAIL

LEGISLATIVE DISTRICT OR TOWN	ELECTION DISTRICT	TOTAL VOTES	GINO M. NITTI	WILLIAM T. GARGAN	JULIE A. CIANCA	STEPHEN K. LINDLEY	DAN DOYLE	SAM L. VALLERIANI	VINCE DINOLFO	STEPHEN K. LINDLEY	DAN DOYLE	SAM L. VALLERIANI	VINCE DINOLFO	STEPHEN K. LINDLEY
			DEM	DEM	DEM	DEM	REP	REP	REP	REP	CON	CON	CON	CON
Perinton	41	1,432	151	142	161	139	131	119	126	99	31	32	33	31
	42	2,256	223	215	241	224	214	200	218	171	32	31	37	28
	43	4,024	399	407	437	409	437	416	410	356	54	56	57	46
	44	1,768	177	182	200	187	173	159	161	146	26	26	26	23
	45	4,008	390	386	430	402	439	402	425	363	57	57	68	54
	46	1,232	148	143	161	142	78	83	91	66	24	23	24	23
	47	2,488	239	234	268	245	235	225	243	209	38	40	40	35
	48	1,816	208	200	210	196	161	155	162	133	27	27	34	26
	49	1,728	189	193	207	196	176	158	172	148	27	25	31	26
	50	920	112	97	122	106	54	50	48	37	10	11	12	9
	51	2,624	210	211	230	197	333	292	321	298	52	57	56	52
	52	2,752	329	315	347	320	225	217	237	183	31	26	33	29
	53	1,756	206	210	211	199	159	143	153	143	30	26	29	25
	54	3,816	371	374	396	383	429	389	436	363	50	49	50	43
	55	2,152	203	216	232	223	241	216	237	191	26	25	26	22
	56	3,916	373	366	391	363	427	403	447	365	52	53	56	51
			<u>124,484</u>	<u>13,171</u>	<u>13,056</u>	<u>14,174</u>	<u>13,130</u>	<u>11,727</u>	<u>10,888</u>	<u>11,809</u>	<u>9,719</u>	<u>1,790</u>	<u>1,802</u>	<u>1,945</u>
Perinton														
Pittsford	1	1,768	226	229	237	229	150	126	138	113	19	17	20	14
	2	1,908	272	273	282	266	118	99	119	91	24	22	22	21
	3	2,796	348	344	358	337	253	226	239	211	27	22	31	19
	4	2,736	325	341	370	343	239	204	215	189	32	33	36	27
	5	1,568	203	219	223	207	114	93	106	89	16	11	20	17
	6	1,388	175	182	196	192	99	84	94	75	2	3	6	2
	7	1,016	132	130	147	140	72	71	76	62	13	9	12	11
	8	1,948	191	222	199	204	217	177	200	170	25	26	29	26

STATE SUPREME COURT JUSTICE
7TH JUDICIAL DISTRICT
(VOTE FOR 4)
PART 1
DETAIL

LEGISLATIVE DISTRICT OR TOWN	ELECTION DISTRICT	TOTAL VOTES	GINO M. NITTI	WILLIAM T. GARGAN	JULIE A. CIANCA	STEPHEN K. LINDLEY	DAN DOYLE	SAM L. VALLERIANI	VINCE DINOLFO	STEPHEN K. LINDLEY	DAN DOYLE	SAM L. VALLERIANI	VINCE DINOLFO	STEPHEN K. LINDLEY
			DEM	DEM	DEM	DEM	REP	REP	REP	REP	CON	CON	CON	CON
Pittsford														
	9	2,084	217	221	239	227	199	170	204	157	20	22	22	18
	10	3,020	350	353	367	359	294	280	296	260	32	30	29	29
	11	1,788	198	197	203	192	149	133	144	127	32	28	35	25
	12	2,176	248	254	275	253	203	191	204	179	20	20	22	17
	13	1,468	159	173	168	169	128	116	127	104	18	17	18	20
	14	2,588	286	292	317	296	254	220	258	211	29	32	30	25
	15	1,828	211	196	204	189	148	134	158	123	16	21	17	17
	16	1,692	216	215	227	219	146	130	131	115	15	16	18	19
	17	2,604	342	363	388	363	188	157	167	148	31	35	36	32
	18	1,836	231	235	247	223	158	139	151	131	23	21	23	21
	19	1,256	116	105	122	113	119	106	124	98	43	41	45	40
	20	2,092	255	265	276	254	179	148	169	148	21	18	22	19
	21	2,272	305	313	327	316	169	142	159	133	26	24	30	22
	22	2,472	297	308	328	310	220	191	207	174	31	31	32	26
	23	1,808	189	177	198	186	174	162	173	146	36	35	39	30
	24	2,352	264	285	294	292	225	200	216	179	32	31	33	27
	25	2,420	293	303	329	308	205	170	195	163	34	34	38	26
	26	2,068	220	226	245	235	185	165	176	159	32	29	32	28
	27	1,936	251	255	278	256	148	143	142	123	24	20	24	22
	28	2,056	265	277	276	271	188	170	184	150	4	9	14	5
	29	1,992	189	199	215	195	210	185	207	164	30	29	31	26
	30	1,936	249	258	258	255	186	160	165	150	15	15	15	13
	31	2,540	306	304	325	301	235	205	222	198	25	25	29	25
	32	2,340	284	293	294	291	213	188	211	177	26	28	27	26
	33	3,656	420	419	460	428	316	284	306	264	52	52	54	47

STATE SUPREME COURT JUSTICE
7TH JUDICIAL DISTRICT
(VOTE FOR 4)
PART 1
DETAIL

LEGISLATIVE DISTRICT OR TOWN	ELECTION DISTRICT	TOTAL VOTES	GINO	WILLIAM	JULIE	STEPHEN	DAN	SAM	VINCE	STEPHEN	DAN	SAM	VINCE	STEPHEN
			M. NITTI	T. GARGAN	A. CIANCA	K. LINDLEY	DOYLE	L. VALLERIANI	DINOLFO	K. LINDLEY	DOYLE	L. VALLERIANI	DINOLFO	K. LINDLEY
			DEM	DEM	DEM	DEM	REP	REP	REP	REP	CON	CON	CON	CON
Pittsford	34	3,824	454	462	482	450	333	309	313	293	40	37	42	30
Pittsford		73,232	8,687	8,888	9,354	8,869	6,434	5,678	6,196	5,274	865	843	933	772
Riga	1	3,456	255	232	266	231	390	382	397	337	91	88	94	81
	2	2,508	155	146	166	146	319	304	325	279	65	74	72	66
	3	2,084	169	157	177	163	238	217	234	195	35	40	41	33
	4	2,172	119	116	137	118	293	279	286	253	53	49	58	49
	5	2,108	117	111	132	112	297	287	287	254	49	43	56	41
	6	1,988	102	94	108	88	264	251	252	227	69	67	73	61
Riga		14,316	917	856	986	858	1,801	1,720	1,781	1,545	362	361	394	331
Rush	1	2,804	242	236	254	235	289	268	297	242	61	58	63	55
	2	1,760	98	100	119	99	244	215	230	206	44	40	44	36
	3	2,404	239	238	254	229	235	220	233	194	43	38	50	43
	4	2,624	199	207	217	197	300	264	287	246	47	48	52	44
Rush		9,592	778	781	844	760	1,068	967	1,047	888	195	184	209	178
Sweden	1	2,232	197	182	218	188	222	206	213	185	40	40	40	33
	2	1,476	192	181	201	182	91	89	92	80	10	11	11	10
	3	2,420	281	258	279	251	199	186	191	161	49	48	45	43
	4	2,648	230	219	237	212	252	254	255	222	61	65	65	56
	5	588	73	71	78	75	49	46	46	35	3	4	5	5
	6	1,944	171	163	179	155	176	174	179	162	47	50	49	44
	7	2,048	210	198	220	197	196	191	197	165	35	38	40	35
	8	1,928	133	125	142	115	234	233	239	212	50	57	58	49
	9	2,216	190	188	224	196	226	222	212	192	31	31	29	32

STATE SUPREME COURT JUSTICE
7TH JUDICIAL DISTRICT
(VOTE FOR 4)
PART 1
DETAIL

LEGISLATIVE DISTRICT OR TOWN	ELECTION DISTRICT	TOTAL VOTES	GINO M. NITTI	WILLIAM T. GARGAN	JULIE A. CIANCA	STEPHEN K. LINDLEY	DAN DOYLE	SAM L. VALLERIANI	VINCE DINOLFO	STEPHEN K. LINDLEY	DAN DOYLE	SAM L. VALLERIANI	VINCE DINOLFO	STEPHEN K. LINDLEY
			DEM	DEM	DEM	DEM	REP	REP	REP	REP	CON	CON	CON	CON
Sweden														
	10	2,988	173	160	170	162	366	355	379	322	97	99	102	93
	11	820	87	79	89	77	63	61	65	57	10	10	12	8
	12	2,012	132	121	130	121	239	230	238	216	66	68	67	65
		<u>23,320</u>	<u>2,069</u>	<u>1,945</u>	<u>2,167</u>	<u>1,931</u>	<u>2,313</u>	<u>2,247</u>	<u>2,306</u>	<u>2,009</u>	<u>499</u>	<u>521</u>	<u>523</u>	<u>473</u>
Sweden														
Webster														
	1	2,012	183	172	211	186	219	196	215	176	27	31	34	27
	2	3,812	400	378	429	385	317	315	334	261	40	40	46	33
	3	2,560	257	262	278	244	242	220	247	198	50	46	48	44
	4	1,300	107	102	127	111	127	124	134	98	19	21	27	19
	5	2,224	192	185	193	184	217	208	237	180	39	34	37	31
	6	1,964	188	174	201	184	196	189	202	165	28	28	30	23
	7	2,520	206	209	234	211	256	234	263	217	45	42	52	40
	8	2,016	178	163	187	173	196	199	214	170	46	38	48	40
	9	2,132	157	157	173	159	257	235	262	211	40	41	45	36
	10	5,076	456	425	447	418	535	515	541	484	95	102	107	88
	11	2,644	215	212	245	217	289	280	289	249	56	54	60	48
	12	2,828	214	187	222	208	338	338	355	317	45	43	46	41
	13	2,016	171	166	176	174	225	213	232	189	31	31	38	29
	14	1,952	200	196	214	192	198	175	183	160	38	34	39	34
	15	1,616	147	143	152	140	171	159	174	147	26	24	29	23
	16	3,236	303	287	316	300	325	321	340	275	62	56	65	52
	17	2,040	161	145	161	155	242	238	252	210	41	44	47	40
	18	1,592	139	130	149	129	160	151	176	150	22	25	24	19
	19	3,316	271	256	295	270	387	378	383	330	62	57	63	54
	20	3,688	264	238	279	262	454	422	444	384	62	70	74	61
	21	2,760	260	242	255	240	288	265	299	231	48	46	53	45

STATE SUPREME COURT JUSTICE
7TH JUDICIAL DISTRICT
(VOTE FOR 4)
PART 1
DETAIL

LEGISLATIVE DISTRICT OR TOWN	ELECTION DISTRICT	TOTAL VOTES	GINO M. NITTI	WILLIAM T. GARGAN	JULIE A. CIANCA	STEPHEN K. LINDLEY	DAN DOYLE	SAM L. VALLERIANI	VINCE DINOLFO	STEPHEN K. LINDLEY	DAN DOYLE	SAM L. VALLERIANI	VINCE DINOLFO	STEPHEN K. LINDLEY	
			DEM	DEM	DEM	DEM	REP	REP	REP	REP	CON	CON	CON	CON	
Webster															
	22	2,332	188	181	201	179	252	229	260	220	46	50	49	40	
	23	1,868	160	172	185	167	192	172	191	154	40	37	45	38	
	24	6,104	512	472	553	504	637	607	653	538	131	126	136	120	
	25	1,224	108	103	117	113	122	109	116	92	22	26	31	22	
	26	2,472	222	209	223	210	256	239	272	220	50	51	54	44	
	27	4,780	435	421	465	442	506	484	511	429	69	63	70	63	
	28	2,264	206	195	215	205	242	243	251	216	46	44	51	42	
	29	1,580	153	151	174	154	145	131	137	123	25	32	31	23	
	30	1,704	173	163	184	162	137	135	134	115	16	18	19	16	
	31	2,632	187	177	201	188	316	284	299	256	60	62	71	59	
	32	2,944	241	229	261	229	329	310	335	280	56	56	58	52	
	33	2,216	198	197	222	201	247	225	244	213	44	49	46	38	
	34	1,316	115	110	133	113	139	134	148	119	29	25	24	26	
	35	1,572	144	138	150	140	147	145	156	135	44	44	45	40	
	36	1,944	185	188	197	190	195	180	192	164	39	35	35	26	
	37	3,892	349	340	387	342	409	389	410	336	49	52	56	46	
	38	2,536	232	226	245	237	254	229	259	203	32	37	39	31	
	39	2,112	224	225	235	221	200	178	187	155	32	31	34	25	
	40	5,288	479	449	519	452	520	514	544	443	69	71	80	59	
	41	3,324	306	271	319	270	365	370	380	323	53	54	60	48	
	42	2,536	225	216	230	225	272	251	267	234	47	39	49	38	
	43	2,128	182	183	194	180	229	210	225	182	29	30	35	24	
		112,072	9,893	9,445	10,554	9,666	11,750	11,143	11,947	9,952	1,950	1,939	2,130	1,747	
Webster															
Wheatland															
	1	2,088	185	184	186	169	221	203	211	179	38	35	43	33	
	2	2,080	132	125	134	130	252	230	265	216	46	39	51	38	

STATE SUPREME COURT JUSTICE
7TH JUDICIAL DISTRICT
(VOTE FOR 4)
PART 1
DETAIL

LEGISLATIVE DISTRICT OR TOWN	ELECTION DISTRICT	TOTAL VOTES	GINO M. NITTI	WILLIAM T. GARGAN	JULIE A. CIANCA	STEPHEN K. LINDLEY	DAN DOYLE	SAM L. VALLERIANI	VINCE DINOLFO	STEPHEN K. LINDLEY	DAN DOYLE	SAM L. VALLERIANI	VINCE DINOLFO	STEPHEN K. LINDLEY
			DEM	DEM	DEM	DEM	REP	REP	REP	REP	CON	CON	CON	CON
Wheatland														
	3	2,580	259	245	276	243	250	225	250	209	39	32	34	31
	4	2,284	224	215	234	217	196	184	203	181	38	38	40	34
	5	2,416	142	142	153	139	312	297	316	286	78	72	77	71
Wheatland		11,448	942	911	983	898	1,231	1,139	1,245	1,071	239	216	245	207
TOWNS		1,242,760	124,123	114,861	127,185	115,781	117,066	113,118	121,306	98,842	19,739	19,931	21,702	17,865
GRAND TOTAL:		1,529,136	165,866	154,426	170,557	154,564	127,066	122,878	131,714	106,565	21,510	21,847	23,864	19,440

STATE SUPREME COURT JUSTICE
7TH JUDICIAL DISTRICT
(VOTE FOR 4)
PART 2
DETAIL

LEGISLATIVE DISTRICT OR TOWN	ELECTION DISTRICT	TOTAL VOTES	DAN DOYLE	SAM L. VALLERIANI	JULIE A. CIANCA	STEPHEN K. LINDLEY	DAN DOYLE	SAM L. VALLERIANI	VINCE DINOLFO	STEPHEN K. LINDLEY	SCATTER	BLANK AND VOID
			WOR	WOR	WOR	WOR	IND	IND	IND	IND		
Leg. Dist. 07												
	1	2,344	11	18	35	23	17	14	14	18	0	405
	2	1,488	9	10	11	4	7	4	4	6	0	378
Leg. Dist. 07		3,832	20	28	46	27	24	18	18	24	0	783
Leg. Dist. 16												
	1	56	0	1	1	1	0	0	0	0	0	15
Leg. Dist. 16		56	0	1	1	1	0	0	0	0	0	15
Leg. Dist. 21												
	1	1,576	23	25	35	30	6	5	6	7	7	221
	2	1,420	27	27	45	32	8	8	7	8	0	239
	3	1,016	5	9	9	8	2	2	6	4	0	235
	4	884	9	8	12	9	3	1	0	2	0	276
	5	1,040	15	17	29	32	1	3	2	3	0	153
	6	1,628	11	11	33	25	9	7	6	6	5	207
	7	2,360	28	29	42	32	5	4	4	8	0	367
	8	744	14	13	16	13	1	1	2	2	0	140
	9	2,076	36	31	45	50	3	5	5	5	0	224
	10	2,040	17	16	21	20	2	2	4	0	1	316
	11	1,368	11	14	13	10	2	1	2	3	0	353
	12	3,208	43	43	61	55	13	14	13	9	0	522
	13	1,132	21	23	31	29	3	4	1	5	0	172
	14	700	5	4	16	10	1	2	0	1	0	141
	15	2,012	19	20	20	23	5	7	8	6	0	396
	16	744	7	7	4	3	0	1	0	0	0	184
	17	1,576	25	23	29	24	10	9	9	10	4	357
	18	1,200	14	14	16	12	1	0	1	0	0	293
	19	768	7	4	6	4	1	2	0	0	1	225

STATE SUPREME COURT JUSTICE
7TH JUDICIAL DISTRICT
(VOTE FOR 4)
PART 2
DETAIL

LEGISLATIVE DISTRICT OR TOWN	ELECTION DISTRICT	TOTAL VOTES	DAN DOYLE	SAM L. VALLERIANI	JULIE A. CIANCA	STEPHEN K. LINDLEY	DAN DOYLE	SAM L. VALLERIANI	VINCE DINOLFO	STEPHEN K. LINDLEY	SCATTER	BLANK AND VOID
			WOR	WOR	WOR	WOR	IND	IND	IND	IND		
Leg. Dist. 21												
	20	808	13	15	15	15	5	5	3	4	0	118
	21	1,328	7	13	14	10	4	3	3	3	1	290
	22	1,584	13	16	19	18	2	3	0	1	5	471
	23	1,376	24	19	25	19	3	4	3	3	0	284
	24	2,068	26	23	37	34	5	9	9	8	1	300
	25	1,212	17	16	22	18	5	2	1	1	0	305
	26	504	7	7	11	5	2	1	1	1	2	108
	27	916	5	4	14	10	2	1	1	2	4	254
		<u>37,288</u>	<u>449</u>	<u>451</u>	<u>640</u>	<u>550</u>	<u>104</u>	<u>106</u>	<u>97</u>	<u>102</u>	<u>31</u>	<u>7,151</u>
Leg. Dist. 21												
Leg. Dist. 22												
	1	1,808	14	13	10	9	1	4	1	2	0	453
	2	584	5	3	4	0	0	0	0	0	0	186
	3	940	0	1	1	0	1	1	1	1	0	326
	4	672	4	2	4	1	1	1	1	1	0	195
	5	968	4	6	3	3	3	2	2	2	2	298
	6	1,044	10	6	8	3	1	1	3	1	0	316
	7	596	1	3	5	6	1	0	2	0	0	194
	8	1,104	6	11	7	5	1	3	1	0	0	322
	9	740	10	6	11	8	1	1	0	0	0	175
	10	844	1	1	2	2	0	1	0	1	0	252
	11	1,252	13	9	15	14	2	2	1	4	0	342
	12	732	5	1	7	5	2	1	1	1	0	238
	13	408	7	6	6	6	0	0	0	0	0	151
	14	964	3	6	4	3	1	1	2	0	0	269
	15	924	12	9	11	10	1	3	0	1	0	267
	16	456	3	6	6	5	0	0	0	0	0	107

STATE SUPREME COURT JUSTICE
7TH JUDICIAL DISTRICT
(VOTE FOR 4)
PART 2
DETAIL

LEGISLATIVE DISTRICT OR TOWN	ELECTION DISTRICT	TOTAL VOTES	DAN DOYLE	SAM L. VALLERIANI	JULIE A. CIANCA	STEPHEN K. LINDLEY	DAN DOYLE	SAM L. VALLERIANI	VINCE DINOLFO	STEPHEN K. LINDLEY	SCATTER	BLANK AND VOID
			WOR	WOR	WOR	WOR	IND	IND	IND	IND		
Leg. Dist. 22												
	17	516	3	0	2	1	0	0	1	0	0	170
	18	656	2	5	2	2	1	1	0	0	0	186
	19	628	2	7	3	3	0	0	4	0	0	161
	20	1,052	3	4	5	3	1	1	0	0	0	293
	21	724	6	8	5	6	0	0	0	0	0	229
	22	1,108	8	8	12	5	2	1	2	1	0	346
	23	684	7	8	5	7	0	0	1	0	0	191
	24	564	6	6	6	4	1	2	3	1	0	135
	25	2,084	23	20	33	24	2	3	2	1	0	424
	26	684	11	8	11	9	2	2	3	3	0	100
	27	1,184	12	13	17	11	4	7	6	5	0	264
		<u>23,920</u>	<u>181</u>	<u>176</u>	<u>205</u>	<u>155</u>	<u>29</u>	<u>38</u>	<u>37</u>	<u>25</u>	<u>2</u>	<u>6,590</u>
Leg. Dist. 22												
Leg. Dist. 23												
	1	840	4	6	13	6	5	6	2	4	0	83
	2	1,792	33	40	56	50	6	7	7	9	0	330
	3	1,400	26	25	36	30	9	8	7	9	0	202
	4	2,244	25	15	41	33	14	10	9	9	0	314
	5	1,144	16	11	23	24	2	3	2	2	0	192
	6	980	16	10	20	17	4	5	3	4	0	128
	7	1,876	28	28	46	36	6	6	7	8	2	242
	8	1,732	27	21	44	34	3	3	1	4	2	218
	9	1,132	9	11	21	14	0	0	1	2	1	152
	10	1,324	14	15	26	25	5	4	4	5	0	183
	11	1,484	20	21	37	33	6	5	4	4	4	181
	12	1,824	14	12	25	24	9	8	7	5	1	200
	13	1,532	17	14	27	25	4	3	2	3	0	233

STATE SUPREME COURT JUSTICE
7TH JUDICIAL DISTRICT
(VOTE FOR 4)
PART 2
DETAIL

LEGISLATIVE DISTRICT OR TOWN	ELECTION DISTRICT	TOTAL VOTES	DAN DOYLE	SAM L. VALLERIANI	JULIE A. CIANCA	STEPHEN K. LINDLEY	DAN DOYLE	SAM L. VALLERIANI	VINCE DINOLFO	STEPHEN K. LINDLEY	SCATTER	BLANK AND VOID
			WOR	WOR	WOR	WOR	IND	IND	IND	IND		
Leg. Dist. 23												
	14	1,740	17	21	39	37	10	9	11	11	0	227
	15	1,228	19	20	28	25	5	4	6	4	0	193
	16	804	9	8	9	8	5	4	3	4	0	111
	17	2,028	26	17	35	24	5	4	3	5	9	362
	18	2,864	41	42	43	41	14	10	8	9	0	359
	19	1,636	20	18	29	24	3	3	3	8	4	248
	20	1,744	24	18	41	34	14	15	18	14	0	257
	21	1,400	15	13	24	25	5	3	7	6	0	164
	22	1,236	6	5	14	14	3	2	4	2	0	126
	23	1,048	8	12	15	9	2	2	2	2	4	151
	24	1,440	15	12	20	17	8	8	7	7	3	251
	25	1,964	19	15	34	21	10	7	11	7	0	235
	26	2,504	29	28	37	33	14	12	14	12	0	278
	27	1,196	19	16	24	20	3	3	6	3	0	123
	28	1,884	28	27	50	43	4	5	3	5	0	272
	29	268	1	3	5	3	2	1	1	1	4	64
Leg. Dist. 23		44,288	545	504	862	729	180	160	163	168	34	6,079
Leg. Dist. 24												
	1	1,844	48	39	65	58	4	4	4	5	0	222
	2	848	10	9	33	30	1	3	1	1	0	80
	3	924	21	19	32	28	6	2	3	5	0	76
	4	1,580	20	22	48	38	7	5	3	5	0	259
	5	1,424	18	15	27	26	5	5	6	6	0	220
	6	1,176	19	19	32	31	4	5	3	3	2	151
	7	840	8	9	19	11	2	4	2	3	0	131
	8	1,212	21	17	26	21	5	5	6	4	0	122

STATE SUPREME COURT JUSTICE
7TH JUDICIAL DISTRICT
(VOTE FOR 4)
PART 2
DETAIL

LEGISLATIVE DISTRICT OR TOWN	ELECTION DISTRICT	TOTAL VOTES	DAN DOYLE	SAM L. VALLERIANI	JULIE A. CIANCA	STEPHEN K. LINDLEY	DAN DOYLE	SAM L. VALLERIANI	VINCE DINOLFO	STEPHEN K. LINDLEY	SCATTER	BLANK AND VOID
			WOR	WOR	WOR	WOR	IND	IND	IND	IND		
Leg. Dist. 24												
	9	952	8	10	14	10	2	2	4	5	3	141
	10	2,684	51	60	89	74	7	6	8	11	1	384
	11	960	18	12	9	12	0	0	0	1	0	240
	12	368	6	4	4	4	0	1	0	2	0	116
	13	1,768	40	37	56	51	6	7	6	8	0	255
	14	1,896	41	43	73	61	7	5	6	8	0	282
	15	1,792	19	21	39	33	5	8	6	6	0	326
	16	1,668	23	31	37	32	10	7	8	8	0	198
	17	248	2	1	2	1	2	2	2	3	0	46
	18	1,808	30	32	51	43	4	4	6	4	1	230
	19	460	6	6	7	8	0	0	2	1	0	68
	20	356	7	8	14	13	0	0	0	0	0	44
	21	392	6	6	14	13	0	0	1	0	0	37
	22	556	17	15	25	20	2	1	1	2	0	57
	23	448	5	6	10	11	1	1	1	0	0	42
	24	180	2	2	3	2	3	1	1	2	0	25
Leg. Dist. 24		26,384	446	443	729	631	83	78	80	93	7	3,752
Leg. Dist. 25												
	1	2,008	15	16	30	24	5	5	5	6	0	333
	2	1,352	11	15	15	14	4	3	1	5	0	344
	3	1,564	11	18	16	12	3	1	2	3	1	442
	4	556	5	5	8	8	2	2	1	2	0	161
	5	1,284	10	7	10	8	0	0	2	1	0	402
	6	1,372	29	28	51	49	3	1	3	3	0	225
	7	1,624	9	10	14	8	2	4	2	2	0	540
	8	1,416	5	7	6	4	2	1	1	0	3	310

STATE SUPREME COURT JUSTICE
7TH JUDICIAL DISTRICT
(VOTE FOR 4)
PART 2
DETAIL

LEGISLATIVE DISTRICT OR TOWN	ELECTION DISTRICT	TOTAL VOTES	DAN DOYLE	SAM L. VALLERIANI	JULIE A. CIANCA	STEPHEN K. LINDLEY	DAN DOYLE	SAM L. VALLERIANI	VINCE DINOLFO	STEPHEN K. LINDLEY	SCATTER	BLANK AND VOID
			WOR	WOR	WOR	WOR	IND	IND	IND	IND		
Leg. Dist. 25												
	9	612	4	6	5	4	0	1	2	0	0	196
	10	1,548	15	12	23	21	3	6	4	4	0	342
	11	672	9	4	9	8	1	1	3	2	1	191
	12	1,524	33	32	71	59	4	4	3	5	0	192
	13	1,208	17	13	16	14	1	2	2	2	1	301
	14	832	20	16	32	27	1	1	0	1	2	103
	15	1,032	7	4	6	6	2	2	1	0	0	331
	16	1,264	14	11	15	8	4	2	2	4	0	422
	17	892	6	5	5	2	0	0	0	1	0	262
	18	1,756	12	11	12	7	4	3	1	2	1	513
	19	1,144	9	10	10	12	1	3	3	2	0	158
	20	892	10	7	11	10	3	3	3	2	0	158
	21	1,152	15	16	17	13	6	3	3	2	0	253
	22	1,164	16	16	17	15	3	3	3	5	0	191
	23	468	7	8	16	15	0	0	0	0	0	81
	24	328	0	0	1	0	0	0	0	0	0	103
	25	2,868	29	28	43	38	10	11	17	9	1	662
	26	304	6	7	11	9	1	1	2	1	0	42
	27	444	4	0	6	4	1	1	2	3	0	102
	28	108	2	3	5	4	0	0	2	1	0	10
	29	508	19	18	26	25	1	0	1	0	0	60
	30	796	8	8	14	15	1	1	1	2	0	145
Leg. Dist. 25		32,692	357	341	521	443	68	65	72	70	10	7,575
Leg. Dist. 26												
	1	2,456	21	21	35	27	8	6	8	5	0	455
	2	1,224	6	15	20	14	6	5	4	5	0	187

STATE SUPREME COURT JUSTICE
7TH JUDICIAL DISTRICT
(VOTE FOR 4)
PART 2
DETAIL

LEGISLATIVE DISTRICT OR TOWN	ELECTION DISTRICT	TOTAL VOTES	DAN DOYLE	SAM L. VALLERIANI	JULIE A. CIANCA	STEPHEN K. LINDLEY	DAN DOYLE	SAM L. VALLERIANI	VINCE DINOLFO	STEPHEN K. LINDLEY	SCATTER	BLANK AND VOID
			WOR	WOR	WOR	WOR	IND	IND	IND	IND		
Leg. Dist. 26												
	3	1,028	9	10	14	10	7	5	6	5	0	251
	4	1,324	16	10	14	11	5	5	6	3	0	255
	5	1,316	13	13	19	13	5	5	7	6	0	315
	6	1,232	8	8	9	10	2	1	3	2	0	329
	7	1,404	12	8	11	8	2	5	4	3	4	390
	8	1,748	16	20	20	19	6	5	7	3	0	466
	9	1,648	25	22	30	27	8	7	7	9	1	344
	10	1,544	18	21	23	18	2	3	3	2	0	334
	11	1,476	11	12	19	12	5	5	5	5	0	363
	12	1,564	6	9	16	12	2	2	2	4	1	289
	13	1,480	10	12	17	16	3	4	4	5	1	249
	14	1,788	18	20	23	18	3	4	11	5	0	326
	15	1,388	13	11	15	9	9	8	12	8	0	304
	16	1,556	14	13	17	15	6	4	4	6	0	246
	17	1,320	9	8	20	11	8	7	6	11	4	277
Leg. Dist. 26		25,496	225	233	322	250	87	81	99	87	11	5,380
Leg. Dist. 27												
	1	1,944	16	19	24	16	2	5	2	1	0	453
	2	1,808	19	16	21	11	7	7	4	6	0	390
	3	1,520	11	11	21	22	3	2	2	2	0	258
	4	1,908	25	19	29	25	5	8	6	4	0	368
	5	1,768	18	22	26	19	4	4	3	3	0	458
	6	1,624	7	11	10	7	3	5	3	3	0	459
	7	1,608	15	15	25	18	7	5	6	6	0	325
	8	2,596	22	22	23	19	0	3	3	3	0	764
	9	1,696	26	18	28	24	0	1	0	1	0	380

STATE SUPREME COURT JUSTICE
7TH JUDICIAL DISTRICT
(VOTE FOR 4)
PART 2
DETAIL

LEGISLATIVE DISTRICT OR TOWN	ELECTION DISTRICT	TOTAL VOTES	DAN DOYLE	SAM L. VALLERIANI	JULIE A. CIANCA	STEPHEN K. LINDLEY	DAN DOYLE	SAM L. VALLERIANI	VINCE DINOLFO	STEPHEN K. LINDLEY	SCATTER	BLANK AND VOID
			WOR	WOR	WOR	WOR	IND	IND	IND	IND		
Leg. Dist. 27												
	10	1,596	9	13	30	20	1	4	3	5	2	332
	11	1,892	10	16	21	14	3	1	2	3	3	478
	12	1,312	7	13	17	16	6	5	3	5	0	281
	13	1,808	15	17	25	20	6	6	10	7	4	464
	14	1,172	16	10	13	7	4	3	2	4	0	308
	15	1,476	15	20	21	17	2	2	5	3	4	364
	16	1,576	18	16	26	26	3	3	2	2	4	326
	17	1,760	8	13	11	7	2	2	4	5	0	452
	18	1,728	4	10	12	8	5	6	2	4	1	476
	19	1,700	9	14	17	11	3	4	3	2	2	411
	20	1,116	6	10	9	4	0	1	0	1	0	359
	21	848	9	10	13	10	1	0	1	2	0	201
	22	1,380	10	6	11	10	3	3	4	5	4	334
	23	1,048	9	7	11	5	2	2	1	2	0	305
	25	748	7	7	7	9	5	4	4	4	0	182
	26	864	5	6	6	3	0	1	1	1	0	256
Leg. Dist. 27		38,496	316	341	457	348	77	87	76	84	24	9,384
Leg. Dist. 28												
	1	1,412	20	16	15	14	1	3	3	3	4	362
	2	848	9	8	14	9	4	3	2	3	0	228
	3	932	6	6	12	4	2	5	5	1	0	304
	4	908	12	9	7	8	3	4	2	2	0	299
	5	708	4	8	8	5	1	2	1	1	1	185
	6	1,768	11	10	9	11	12	10	10	8	0	395
	7	2,356	24	22	27	20	1	3	3	1	0	554
	8	1,080	6	7	3	4	2	1	4	3	0	375

STATE SUPREME COURT JUSTICE
7TH JUDICIAL DISTRICT
(VOTE FOR 4)
PART 2
DETAIL

LEGISLATIVE DISTRICT OR TOWN	ELECTION DISTRICT	TOTAL VOTES	DAN DOYLE	SAM L. VALLERIANI	JULIE A. CIANCA	STEPHEN K. LINDLEY	DAN DOYLE	SAM L. VALLERIANI	VINCE DINOLFO	STEPHEN K. LINDLEY	SCATTER	BLANK AND VOID
			WOR	WOR	WOR	WOR	IND	IND	IND	IND		
Leg. Dist. 28												
	9	1,512	15	17	17	14	0	3	1	0	0	340
	10	544	6	7	5	4	0	1	2	0	0	151
	11	1,036	11	7	12	6	1	2	2	1	0	263
	12	868	8	6	9	7	1	1	1	2	0	236
	13	1,392	14	10	12	8	3	3	3	3	1	367
	14	1,372	15	18	15	9	3	5	6	4	0	327
	15	524	4	8	5	4	2	3	3	3	0	101
	16	1,132	9	7	14	9	3	3	4	4	0	285
	17	228	1	2	2	1	0	0	0	0	0	80
	18	1,356	16	12	17	10	0	1	1	0	0	295
	19	20	0	0	0	0	0	0	0	0	0	8
	20	1,912	24	25	31	23	6	7	4	4	2	432
	21	1,568	16	11	25	16	1	3	5	3	0	353
	22	644	3	5	2	2	2	0	2	0	0	168
Leg. Dist. 28		24,120	234	221	261	188	48	63	64	46	8	6,108
Leg. Dist. 29												
	1	176	2	1	1	4	0	0	0	0	0	40
	2	428	9	6	11	9	0	1	1	0	0	122
	3	56	0	0	0	0	0	0	0	0	0	19
	4	1,628	14	19	24	17	4	4	7	4	4	400
	5	1,684	11	17	18	10	6	7	5	4	0	460
	6	1,016	7	9	11	11	3	3	2	2	0	285
	7	1,020	16	15	20	18	3	1	4	2	0	201
	8	436	2	5	4	4	0	1	0	1	0	122
	9	2,468	16	19	19	13	2	3	2	4	0	766
	10	1,804	13	12	13	10	4	2	1	1	0	410

STATE SUPREME COURT JUSTICE
7TH JUDICIAL DISTRICT
(VOTE FOR 4)
PART 2
DETAIL

LEGISLATIVE DISTRICT OR TOWN	ELECTION DISTRICT	TOTAL VOTES	DAN DOYLE	SAM L. VALLERIANI	JULIE A. CIANCA	STEPHEN K. LINDLEY	DAN DOYLE	SAM L. VALLERIANI	VINCE DINOLFO	STEPHEN K. LINDLEY	SCATTER	BLANK AND VOID
			WOR	WOR	WOR	WOR	IND	IND	IND	IND		
Leg. Dist. 29												
	11	1,312	14	14	23	20	4	3	5	3	0	292
	12	1,736	24	23	27	21	3	1	1	2	0	453
	13	884	8	10	12	10	1	1	0	1	0	274
	14	580	6	7	5	4	1	1	0	0	0	121
	15	1,372	17	17	10	10	1	2	3	2	1	377
	16	532	5	3	2	2	1	2	2	1	0	122
	17	896	4	5	5	7	2	3	3	4	0	177
	18	1,292	17	15	27	25	4	2	4	5	6	252
	19	924	10	7	12	13	4	5	4	5	0	230
	20	1,780	10	10	16	13	1	1	3	0	0	480
	21	1,732	15	18	16	16	5	3	6	7	0	437
	22	636	0	1	0	0	0	0	0	0	1	159
	23	1,192	5	1	7	6	0	1	0	1	0	290
	24	1,936	30	28	36	29	2	2	2	4	0	451
	25	1,552	3	11	8	10	2	3	2	2	0	412
	26	712	5	7	5	6	2	3	2	1	0	215
	28	20	0	0	0	0	0	0	0	0	0	8
Leg. Dist. 29		<u>29,804</u>	<u>263</u>	<u>280</u>	<u>332</u>	<u>288</u>	<u>55</u>	<u>55</u>	<u>59</u>	<u>56</u>	<u>12</u>	<u>7,575</u>
CITY		286,376	3,036	3,019	4,376	3,610	755	751	765	755	139	60,392
Brighton												
	1	2,328	23	16	38	32	4	2	3	4	1	282
	2	1,356	12	10	13	14	5	5	7	3	0	149
	3	1,700	11	10	19	17	6	3	5	6	0	261
	4	1,984	20	17	36	35	4	2	3	6	0	227
	5	1,868	23	19	41	34	3	4	4	6	0	226
	6	2,592	25	24	37	36	6	6	8	8	0	279

STATE SUPREME COURT JUSTICE
7TH JUDICIAL DISTRICT
(VOTE FOR 4)
PART 2
DETAIL

LEGISLATIVE DISTRICT OR TOWN	ELECTION DISTRICT	TOTAL VOTES	DAN DOYLE	SAM L. VALLERIANI	JULIE A. CIANCA	STEPHEN K. LINDLEY	DAN DOYLE	SAM L. VALLERIANI	VINCE DINOLFO	STEPHEN K. LINDLEY	SCATTER	BLANK AND VOID
			WOR	WOR	WOR	WOR	IND	IND	IND	IND		
Brighton												
	7	1,660	16	18	26	21	8	5	7	6	0	272
	8	2,016	10	8	11	7	5	6	8	7	0	267
	9	1,688	22	18	35	29	14	9	10	11	2	136
	10	2,100	13	15	22	21	10	8	9	11	0	146
	11	2,240	25	20	38	31	16	13	13	16	3	266
	12	2,368	23	26	44	43	7	8	8	7	0	224
	13	1,368	13	13	23	19	6	6	5	5	0	164
	14	1,576	28	28	30	27	6	4	6	4	0	174
	15	1,616	8	12	24	24	7	6	8	4	1	223
	16	1,284	7	3	10	5	6	4	4	5	0	112
	17	1,044	9	4	5	7	3	4	3	3	0	179
	18	1,792	18	16	36	28	6	2	9	7	0	160
	19	1,136	9	6	16	12	5	3	1	4	0	113
	20	1,544	15	16	26	21	7	6	5	5	0	234
	21	1,640	18	14	26	24	3	7	2	3	0	180
	22	1,932	17	17	22	17	7	6	8	8	0	209
	23	1,548	9	12	13	12	8	7	8	7	5	175
	24	2,028	17	13	14	10	8	7	13	9	0	294
	25	1,400	15	13	40	35	4	5	5	6	0	106
	26	1,316	17	14	31	20	17	16	10	15	0	118
	27	1,456	16	9	25	18	3	4	3	2	0	102
	28	2,504	23	21	33	26	7	6	6	7	1	266
	29	1,300	6	4	8	6	6	3	4	7	0	174
	30	3,116	28	20	31	21	11	8	6	7	0	443
	31	1,544	15	13	24	21	7	3	2	4	0	168
	32	2,024	23	22	43	38	5	4	5	7	2	262

STATE SUPREME COURT JUSTICE
7TH JUDICIAL DISTRICT
(VOTE FOR 4)
PART 2
DETAIL

LEGISLATIVE DISTRICT OR TOWN	ELECTION DISTRICT	TOTAL VOTES	DAN DOYLE	SAM L. VALLERIANI	JULIE A. CIANCA	STEPHEN K. LINDLEY	DAN DOYLE	SAM L. VALLERIANI	VINCE DINOLFO	STEPHEN K. LINDLEY	SCATTER	BLANK AND VOID
			WOR	WOR	WOR	WOR	IND	IND	IND	IND		
Brighton												
	33	2,184	23	18	30	30	10	7	6	11	1	171
	34	1,816	17	14	23	18	2	2	4	4	0	226
	35	1,604	15	13	27	18	4	2	3	2	0	213
	36	1,892	23	23	35	29	4	4	8	8	1	246
	37	1,512	15	14	17	17	5	7	9	9	0	151
	38	2,152	19	16	25	25	4	8	4	6	0	264
	39	1,548	15	15	22	19	13	9	12	12	1	175
	40	3,064	35	20	37	30	8	9	6	8	0	324
	41	2,828	26	23	38	32	7	7	5	4	1	422
	42	596	5	5	7	7	0	1	1	1	0	78
	43	1,956	15	18	30	21	8	8	9	8	4	242
	44	1,040	8	10	15	12	4	4	4	5	0	180
	45	1,428	12	10	21	15	6	6	3	3	0	205
	46	1,012	7	6	3	4	0	0	2	2	0	108
		<u>81,700</u>	<u>769</u>	<u>676</u>	<u>1,170</u>	<u>988</u>	<u>295</u>	<u>256</u>	<u>274</u>	<u>293</u>	<u>23</u>	<u>9,596</u>
Brighton												
Chili												
	1	1,552	7	7	11	7	7	5	7	6	1	256
	2	2,400	18	16	13	14	14	15	15	14	0	323
	3	2,160	14	13	22	16	12	8	9	9	0	395
	4	1,516	8	8	10	7	5	4	6	6	0	251
	5	1,764	16	16	15	9	6	4	4	5	4	270
	6	1,868	13	15	20	14	8	6	6	3	1	262
	7	1,244	8	12	12	15	4	2	6	2	0	189
	8	1,928	15	14	14	12	6	4	3	4	0	278
	9	1,772	11	7	17	10	9	7	6	7	0	257
	10	1,236	11	11	13	13	4	4	3	4	0	157

STATE SUPREME COURT JUSTICE
7TH JUDICIAL DISTRICT
(VOTE FOR 4)
PART 2
DETAIL

LEGISLATIVE DISTRICT OR TOWN	ELECTION DISTRICT	TOTAL VOTES	DAN DOYLE	SAM L. VALLERIANI	JULIE A. CIANCA	STEPHEN K. LINDLEY	DAN DOYLE	SAM L. VALLERIANI	VINCE DINOLFO	STEPHEN K. LINDLEY	SCATTER	BLANK AND VOID
			WOR	WOR	WOR	WOR	IND	IND	IND	IND		
Chili												
	11	2,080	8	14	20	8	12	10	6	12	0	383
	12	1,952	11	20	17	15	6	5	8	6	0	243
	13	2,800	10	17	26	13	7	12	8	13	0	355
	14	1,900	14	19	21	15	5	8	9	6	0	271
	15	1,604	9	13	11	5	8	8	9	6	1	219
	16	3,528	19	21	28	20	7	7	7	4	0	433
	17	4,512	30	24	24	17	14	15	18	13	0	591
	18	2,136	10	7	15	11	10	9	9	9	0	324
	19	1,708	5	6	10	4	8	8	6	7	0	254
	20	2,600	22	23	29	26	8	8	9	8	0	374
	21	1,336	12	11	10	12	3	2	5	3	0	228
	22	2,556	18	25	25	17	7	7	9	7	0	384
	23	1,672	14	17	23	14	1	1	3	4	0	243
	24	4,516	32	37	49	37	17	17	13	17	6	724
	25	1,516	10	10	12	8	9	9	10	9	1	217
	26	2,444	14	19	29	19	11	8	11	9	0	377
	27	1,724	11	17	16	13	7	9	11	9	2	214
	28	1,588	8	10	9	7	3	2	2	4	0	194
	29	1,200	7	7	17	6	4	4	2	2	1	164
	30	1,368	10	12	16	10	7	6	8	8	1	248
	31	1,852	15	9	24	15	8	8	7	7	0	215
	32	2,648	19	21	24	18	10	9	8	11	2	457
Chili		66,680	429	478	602	427	247	231	243	234	20	9,750
Clarkson												
	1	3,024	17	23	22	24	14	15	14	14	0	365
	2	384	5	6	5	6	0	0	0	1	0	55

STATE SUPREME COURT JUSTICE
7TH JUDICIAL DISTRICT
(VOTE FOR 4)
PART 2
DETAIL

LEGISLATIVE DISTRICT OR TOWN	ELECTION DISTRICT	TOTAL VOTES	DAN DOYLE	SAM L. VALLERIANI	JULIE A. CIANCA	STEPHEN K. LINDLEY	DAN DOYLE	SAM L. VALLERIANI	VINCE DINOLFO	STEPHEN K. LINDLEY	SCATTER	BLANK AND VOID
			WOR	WOR	WOR	WOR	IND	IND	IND	IND		
Clarkson												
	3	2,244	11	11	15	8	10	10	8	9	0	296
	4	3,208	24	23	25	16	14	11	13	8	0	488
	5	4,456	27	31	39	30	15	13	15	18	1	660
	6	1,928	19	10	17	10	11	9	10	11	0	263
Clarkson		15,244	103	104	123	94	64	58	60	61	1	2,127
East Rochester												
	1	2,220	22	23	23	21	14	9	9	7	0	395
	2	1,704	7	8	22	19	4	3	8	3	0	263
	3	1,628	15	9	15	10	5	5	7	6	1	232
	4	1,744	15	13	25	20	4	1	3	3	0	280
	5	1,552	15	11	15	10	6	9	10	10	4	221
	6	1,844	11	13	24	19	4	7	8	6	0	236
	7	1,676	24	20	22	17	7	4	6	6	0	258
East Rochester		12,368	109	97	146	116	44	38	51	41	5	1,885
Gates												
	1	1,392	11	15	20	18	4	4	4	2	1	235
	2	1,692	15	13	21	15	4	5	4	4	0	288
	3	1,860	12	18	18	12	5	6	6	5	0	369
	4	1,684	19	15	15	13	3	6	3	2	0	282
	5	1,816	9	10	15	15	9	10	9	10	0	233
	6	1,920	11	20	18	17	8	11	10	10	0	319
	7	4,100	27	37	32	18	8	11	12	9	0	719
	8	1,284	7	14	13	7	7	7	8	8	1	216
	9	1,992	11	14	15	11	9	9	7	8	0	394
	10	916	12	8	7	9	1	2	4	2	0	99
	11	1,296	15	16	16	14	5	5	4	4	0	223

STATE SUPREME COURT JUSTICE
7TH JUDICIAL DISTRICT
(VOTE FOR 4)
PART 2
DETAIL

LEGISLATIVE DISTRICT OR TOWN	ELECTION DISTRICT	TOTAL VOTES	DAN DOYLE	SAM L. VALLERIANI	JULIE A. CIANCA	STEPHEN K. LINDLEY	DAN DOYLE	SAM L. VALLERIANI	VINCE DINOLFO	STEPHEN K. LINDLEY	SCATTER	BLANK AND VOID
			WOR	WOR	WOR	WOR	IND	IND	IND	IND		
Gates												
	12	1,164	15	9	15	11	6	6	6	7	0	229
	13	2,024	17	16	17	14	4	2	4	4	0	431
	14	1,376	3	10	9	5	3	4	6	3	0	243
	15	2,964	19	22	23	14	13	17	15	11	1	587
	16	1,528	10	9	13	14	1	4	2	0	0	270
	17	1,912	14	11	14	10	5	6	6	5	0	381
	18	2,044	15	18	16	12	7	11	10	9	0	306
	19	1,508	12	14	15	12	8	12	9	7	0	227
	20	1,644	11	16	17	19	9	11	9	10	0	250
	21	1,440	17	20	18	17	8	4	5	8	0	210
	22	1,308	10	16	12	10	6	4	3	3	1	197
	23	1,732	9	13	11	8	1	5	2	3	0	303
	24	4,072	28	32	34	28	19	19	12	14	0	675
	25	1,528	13	10	15	9	2	5	4	5	0	285
	26	2,084	11	14	20	11	5	11	6	5	0	287
	27	2,368	12	21	20	13	5	8	8	7	1	410
	28	1,316	10	11	13	8	4	6	5	5	0	188
	29	1,748	10	15	14	6	7	7	9	7	0	383
	30	1,060	7	7	5	4	3	3	4	3	0	175
	31	1,424	5	11	10	6	3	1	2	3	1	254
	32	1,788	13	14	15	12	8	7	12	6	4	258
	33	996	6	7	13	6	1	3	0	2	0	189
	34	1,688	13	10	13	6	1	2	2	3	0	256
	35	1,268	11	14	11	7	7	7	7	5	0	276
Gates		61,936	440	520	553	411	199	241	219	199	10	10,647

STATE SUPREME COURT JUSTICE
7TH JUDICIAL DISTRICT
(VOTE FOR 4)
PART 2
DETAIL

LEGISLATIVE DISTRICT OR TOWN	ELECTION DISTRICT	TOTAL VOTES	DAN DOYLE	SAM L. VALLERIANI	JULIE A. CIANCA	STEPHEN K. LINDLEY	DAN DOYLE	SAM L. VALLERIANI	VINCE DINOLFO	STEPHEN K. LINDLEY	SCATTER	BLANK AND VOID
			WOR	WOR	WOR	WOR	IND	IND	IND	IND		
Greece												
	1	1,688	7	9	17	10	7	6	6	6	1	262
	2	2,208	8	6	12	8	13	10	10	11	0	327
	3	1,652	9	15	11	14	8	6	7	6	0	284
	4	1,580	3	7	9	6	5	2	2	2	0	258
	5	1,368	13	11	15	9	8	9	8	6	0	266
	6	1,288	10	9	14	9	4	4	5	6	0	253
	7	1,960	14	14	12	13	5	5	4	3	0	406
	8	1,644	21	15	14	14	4	5	7	6	0	325
	9	1,736	21	18	21	16	5	8	4	11	0	301
	10	1,544	10	14	11	5	10	10	14	7	0	299
	11	984	5	10	11	9	6	3	5	5	0	213
	12	1,172	12	9	14	12	3	5	4	4	0	241
	13	1,480	11	11	16	9	3	5	2	3	0	240
	14	1,192	14	12	12	13	3	4	5	4	0	164
	15	1,500	9	8	13	4	5	1	5	3	0	175
	16	1,252	7	11	16	7	5	6	7	6	0	210
	17	2,236	16	15	17	13	5	6	8	4	0	267
	18	1,936	10	12	19	7	7	13	9	9	0	323
	19	1,472	12	11	16	13	1	1	3	2	0	298
	20	1,764	16	15	19	18	6	5	5	4	0	318
	21	1,536	12	9	16	13	10	13	14	12	1	275
	22	1,284	8	11	13	10	3	4	7	4	0	226
	23	2,224	11	15	21	14	9	8	7	9	0	419
	24	2,232	8	8	16	8	9	13	12	9	0	283
	25	1,832	13	16	17	14	6	7	5	3	0	357
	26	1,404	12	8	10	9	2	2	2	3	0	286

STATE SUPREME COURT JUSTICE
7TH JUDICIAL DISTRICT
(VOTE FOR 4)
PART 2
DETAIL

LEGISLATIVE DISTRICT OR TOWN	ELECTION DISTRICT	TOTAL VOTES	DAN DOYLE	SAM L. VALLERIANI	JULIE A. CIANCA	STEPHEN K. LINDLEY	DAN DOYLE	SAM L. VALLERIANI	VINCE DINOLFO	STEPHEN K. LINDLEY	SCATTER	BLANK AND VOID
			WOR	WOR	WOR	WOR	IND	IND	IND	IND		
Greece												
	27	3,352	27	23	31	22	9	12	10	10	0	702
	28	2,184	13	17	16	15	8	9	11	5	1	335
	29	1,736	5	8	15	7	9	10	11	8	0	303
	30	1,212	12	9	12	10	3	3	2	2	0	239
	31	1,464	10	12	10	10	3	1	2	3	1	230
	32	1,764	11	7	19	15	8	7	6	6	4	338
	33	2,128	15	18	15	18	2	4	4	5	0	348
	34	1,916	15	15	21	14	5	1	4	4	0	257
	35	1,620	9	9	16	14	3	4	3	5	0	284
	36	2,420	11	20	21	15	8	5	10	10	0	428
	37	1,212	3	8	9	7	3	2	3	4	0	162
	38	2,628	18	20	28	20	9	8	8	7	0	393
	39	1,244	7	7	13	7	2	2	5	3	1	164
	40	1,452	15	14	15	12	2	2	3	1	0	281
	41	1,980	14	15	16	11	6	8	8	9	0	342
	42	1,672	12	15	12	10	3	4	7	6	0	300
	43	2,072	8	10	17	8	5	6	8	10	0	354
	44	2,540	10	13	14	9	6	7	8	7	0	420
	45	3,032	11	17	21	13	7	10	10	14	0	419
	46	1,284	25	20	20	13	5	3	3	5	0	247
	47	1,576	8	10	18	11	9	7	8	6	0	229
	48	1,276	10	10	11	8	4	4	4	4	0	278
	49	1,308	9	12	11	9	4	4	3	2	0	175
	50	1,632	12	13	17	14	6	5	9	5	0	292
	51	1,120	4	2	6	2	3	3	6	5	0	216
	52	2,364	14	14	16	16	9	10	11	11	0	371

STATE SUPREME COURT JUSTICE
7TH JUDICIAL DISTRICT
(VOTE FOR 4)
PART 2
DETAIL

LEGISLATIVE DISTRICT OR TOWN	ELECTION DISTRICT	TOTAL VOTES	DAN DOYLE	SAM L. VALLERIANI	JULIE A. CIANCA	STEPHEN K. LINDLEY	DAN DOYLE	SAM L. VALLERIANI	VINCE DINOLFO	STEPHEN K. LINDLEY	SCATTER	BLANK AND VOID
			WOR	WOR	WOR	WOR	IND	IND	IND	IND		
Greece												
	53	1,724	14	11	11	9	5	5	6	5	0	372
	54	2,072	7	5	13	11	7	6	5	5	0	330
	55	1,340	7	6	5	5	4	4	5	2	0	242
	56	2,072	9	12	20	15	9	11	11	8	0	309
	57	1,780	5	4	9	6	7	6	9	7	0	310
	58	2,252	9	12	13	11	4	6	8	5	0	338
	59	1,684	12	11	12	14	10	7	7	10	0	421
	60	1,516	12	13	13	15	4	4	6	7	0	250
	61	1,844	8	14	13	6	4	6	6	6	0	363
	62	2,548	18	20	18	15	5	5	8	7	1	459
	63	1,920	15	22	18	16	6	5	6	3	0	367
	64	1,604	17	15	21	14	6	5	5	5	4	343
	65	1,668	5	8	10	2	10	7	8	7	0	289
	66	1,136	5	7	8	6	1	2	2	1	2	208
	67	1,588	7	13	12	6	3	2	3	3	0	263
	68	2,172	9	11	16	10	7	11	11	9	1	382
	69	1,144	8	9	18	10	3	5	2	5	0	175
	70	5,412	17	16	25	17	12	17	19	16	4	790
	71	2,128	14	14	18	12	5	7	6	5	1	390
	72	2,648	9	14	15	5	5	7	7	8	0	412
	73	1,216	11	13	13	8	6	4	5	3	0	265
	74	1,764	11	12	12	13	6	8	9	6	0	313
	75	1,452	4	6	11	5	2	3	4	4	0	251
	76	1,432	5	8	15	7	4	3	4	6	0	224
	77	2,028	15	19	15	13	3	3	2	4	0	317
	78	1,308	6	8	10	9	4	3	3	3	0	249

STATE SUPREME COURT JUSTICE
7TH JUDICIAL DISTRICT
(VOTE FOR 4)
PART 2
DETAIL

LEGISLATIVE DISTRICT OR TOWN	ELECTION DISTRICT	TOTAL VOTES	DAN DOYLE	SAM L. VALLERIANI	JULIE A. CIANCA	STEPHEN K. LINDLEY	DAN DOYLE	SAM L. VALLERIANI	VINCE DINOLFO	STEPHEN K. LINDLEY	SCATTER	BLANK AND VOID
			WOR	WOR	WOR	WOR	IND	IND	IND	IND		
Greece												
	79	3,936	12	20	24	14	10	7	12	8	3	590
	80	2,164	7	8	11	6	7	8	9	7	0	342
	81	1,200	10	9	9	9	4	5	3	1	0	172
	82	2,300	20	18	32	26	7	9	10	10	1	406
	83	1,244	12	10	11	9	2	2	4	2	0	246
	84	2,208	13	11	16	16	7	6	7	6	0	397
	85	2,356	6	11	15	10	6	10	10	10	0	391
	86	2,196	7	4	8	2	4	5	6	4	0	344
	87	1,500	6	6	11	8	6	4	6	3	0	226
	88	2,136	8	17	26	10	6	8	10	8	0	360
	89	1,548	7	7	6	8	0	2	3	4	0	277
	90	2,316	15	13	22	8	3	4	5	0	1	366
	91	3,368	14	18	23	15	7	7	6	9	0	499
	92	3,252	16	19	30	18	12	9	14	10	0	589
	93	2,596	14	14	22	14	10	13	13	13	0	427
	94	2,180	18	29	29	21	5	8	8	4	0	356
	95	1,420	14	13	18	13	7	7	8	6	0	283
	96	2,408	12	12	17	9	11	9	6	8	0	379
	97	3,388	20	25	27	16	14	10	12	9	9	502
	98	3,264	15	29	46	21	7	12	8	12	2	528
	99	1,996	6	8	13	11	5	4	8	4	1	310
	100	2,804	17	18	24	15	11	13	13	9	0	440
	101	1,256	7	6	11	7	4	5	5	6	0	187
	102	3,056	15	20	28	13	8	12	13	14	0	536
	103	2,100	6	8	9	6	2	1	3	0	0	345
	104	1,496	6	7	12	6	5	4	2	4	0	271

STATE SUPREME COURT JUSTICE
7TH JUDICIAL DISTRICT
(VOTE FOR 4)
PART 2
DETAIL

LEGISLATIVE DISTRICT OR TOWN	ELECTION DISTRICT	TOTAL VOTES	DAN DOYLE	SAM L. VALLERIANI	JULIE A. CIANCA	STEPHEN K. LINDLEY	DAN DOYLE	SAM L. VALLERIANI	VINCE DINOLFO	STEPHEN K. LINDLEY	SCATTER	BLANK AND VOID
			WOR	WOR	WOR	WOR	IND	IND	IND	IND		
Greece												
	105	2,372	7	7	14	8	9	7	13	8	0	336
	106	1,812	14	11	12	8	5	8	5	3	0	309
	107	1,668	9	13	16	11	4	3	6	3	0	244
	108	1,700	6	5	12	3	4	6	6	3	0	240
	109	2,836	22	17	17	12	9	14	12	13	0	466
Greece		209,884	1,220	1,353	1,737	1,200	636	676	747	656	39	35,379
Hamlin												
	1	1,984	11	9	17	12	9	12	5	8	0	349
	2	2,040	6	9	12	9	8	8	8	8	3	273
	3	2,180	13	10	13	12	9	8	10	12	0	328
	4	1,480	7	7	12	4	5	7	8	5	0	175
	5	1,980	8	7	10	8	10	11	9	9	0	337
	6	1,660	7	4	15	5	6	7	10	7	4	223
	7	2,412	9	11	15	6	15	13	12	11	0	353
	8	1,412	9	9	15	9	6	6	10	8	0	324
	9	1,268	10	7	5	6	5	5	3	5	6	219
	10	2,228	7	6	13	8	8	9	11	8	0	404
Hamlin		18,644	87	79	127	79	81	86	86	81	13	2,985
Henrietta												
	1	2,428	17	16	24	11	10	9	9	9	1	309
	2	2,120	15	18	23	15	7	9	6	11	0	354
	3	1,252	13	12	18	15	6	5	7	8	0	138
	4	2,164	17	20	23	15	8	10	9	11	0	287
	5	1,968	10	12	14	12	8	7	10	6	0	301
	6	1,852	12	15	20	12	13	13	12	12	0	259
	7	1,556	12	17	16	13	8	7	5	8	1	158

STATE SUPREME COURT JUSTICE
7TH JUDICIAL DISTRICT
(VOTE FOR 4)
PART 2
DETAIL

LEGISLATIVE DISTRICT OR TOWN	ELECTION DISTRICT	TOTAL VOTES	DAN DOYLE	SAM L. VALLERIANI	JULIE A. CIANCA	STEPHEN K. LINDLEY	DAN DOYLE	SAM L. VALLERIANI	VINCE DINOLFO	STEPHEN K. LINDLEY	SCATTER	BLANK AND VOID
			WOR	WOR	WOR	WOR	IND	IND	IND	IND		
Henrietta												
	8	1,684	14	12	22	17	8	8	9	10	1	213
	9	1,636	7	7	17	10	4	4	3	4	0	304
	10	1,896	9	10	15	6	7	6	7	10	0	382
	11	1,792	16	20	28	19	6	5	3	5	4	308
	12	1,760	12	14	20	15	9	9	9	10	0	257
	13	3,812	31	35	41	32	13	8	11	12	0	585
	14	1,764	12	14	16	11	8	8	9	9	0	291
	15	3,212	31	29	40	35	15	14	18	17	0	451
	16	1,116	12	9	19	11	5	5	5	3	0	193
	17	2,104	20	19	25	27	22	20	19	13	4	230
	18	2,308	14	16	20	10	7	7	8	9	0	404
	19	1,748	16	14	18	15	5	7	3	5	0	307
	20	3,292	28	27	39	27	16	13	10	12	5	520
	21	1,492	14	11	21	14	4	4	5	4	0	172
	22	2,732	16	10	21	13	8	7	9	7	0	229
	23	2,224	19	21	26	20	4	6	7	3	0	355
	24	2,396	20	14	28	12	10	8	9	11	0	381
	25	1,704	12	12	18	12	10	9	10	6	0	230
	26	4,112	23	28	35	26	17	17	18	13	8	476
	27	2,904	14	18	20	18	9	11	11	10	1	392
	28	2,376	10	13	21	15	10	11	8	11	0	317
	29	7,252	44	52	61	52	25	25	25	21	2	1,091
	30	5,200	41	38	53	45	21	18	21	20	0	712
	31	1,400	6	5	14	9	7	10	7	8	0	269
	32	2,908	10	19	28	14	12	12	13	13	0	295
	33	1,424	13	12	23	15	4	3	5	5	0	205

STATE SUPREME COURT JUSTICE
7TH JUDICIAL DISTRICT
(VOTE FOR 4)
PART 2
DETAIL

LEGISLATIVE DISTRICT OR TOWN	ELECTION DISTRICT	TOTAL VOTES	DAN DOYLE	SAM L. VALLERIANI	JULIE A. CIANCA	STEPHEN K. LINDLEY	DAN DOYLE	SAM L. VALLERIANI	VINCE DINOLFO	STEPHEN K. LINDLEY	SCATTER	BLANK AND VOID
			WOR	WOR	WOR	WOR	IND	IND	IND	IND		
Henrietta												
	34	1,404	14	8	19	11	8	7	8	9	0	162
	35	2,816	14	15	21	17	12	13	12	11	0	392
Henrietta		83,808	588	612	867	621	346	335	340	336	27	11,929
Irondequoit												
	1	2,928	26	26	28	27	11	12	12	11	0	450
	2	1,488	16	15	17	13	6	3	6	3	0	252
	3	2,240	20	14	28	21	14	11	10	10	0	395
	4	916	9	7	9	5	2	2	1	2	0	115
	5	1,828	15	16	33	29	6	4	5	5	0	302
	6	2,604	18	19	33	24	11	10	16	12	0	301
	7	2,396	21	23	30	23	13	12	12	13	0	293
	8	1,792	7	9	11	8	13	10	13	8	0	255
	9	1,896	10	11	18	12	11	7	11	8	0	363
	10	1,676	12	9	9	4	9	11	10	13	0	227
	11	1,020	9	9	13	8	2	5	4	3	0	122
	12	1,692	15	14	24	20	8	4	8	5	0	280
	13	2,236	16	14	25	19	6	6	7	4	0	300
	14	2,564	15	14	29	20	9	10	8	9	0	374
	15	2,084	16	10	22	20	4	3	9	9	0	252
	16	2,856	19	21	20	21	6	3	9	4	0	405
	17	1,296	12	10	16	10	7	4	8	9	0	218
	18	1,728	10	10	16	14	6	5	4	5	0	258
	19	2,264	23	26	29	23	2	2	2	1	0	421
	20	1,484	11	13	12	10	7	6	7	4	4	176
	21	1,924	21	20	36	24	13	8	12	9	0	281
	22	1,912	18	20	30	26	6	6	7	7	0	263

STATE SUPREME COURT JUSTICE
7TH JUDICIAL DISTRICT
(VOTE FOR 4)
PART 2
DETAIL

LEGISLATIVE DISTRICT OR TOWN	ELECTION DISTRICT	TOTAL VOTES	DAN DOYLE	SAM L. VALLERIANI	JULIE A. CIANCA	STEPHEN K. LINDLEY	DAN DOYLE	SAM L. VALLERIANI	VINCE DINOLFO	STEPHEN K. LINDLEY	SCATTER	BLANK AND VOID
			WOR	WOR	WOR	WOR	IND	IND	IND	IND		
Irondequoit	23	1,580	17	18	25	18	5	4	3	3	0	182
	24	1,620	17	20	24	20	2	5	8	5	0	173
	25	1,856	11	10	18	17	9	8	15	13	1	251
	26	1,504	11	15	8	7	4	4	6	4	0	305
	27	1,152	9	11	11	11	7	8	8	6	0	169
	28	1,704	9	9	15	3	4	3	4	4	0	253
	29	1,584	15	14	19	13	7	8	7	7	0	255
	30	1,696	14	16	17	10	9	9	9	9	0	237
	31	2,236	18	16	25	22	7	6	14	5	0	261
	32	2,036	28	24	44	40	3	4	4	2	0	307
	33	1,312	9	6	12	7	8	6	7	7	0	203
	34	2,692	11	8	19	14	11	11	12	12	0	386
	35	1,364	19	22	21	21	9	8	5	7	0	191
	36	1,276	12	9	18	13	2	1	3	2	4	280
	37	1,524	9	12	19	11	4	3	3	4	0	293
	38	1,112	13	13	19	13	2	3	5	2	0	209
	39	580	2	0	0	0	3	3	5	3	0	117
	40	1,012	9	5	10	6	7	7	9	7	1	130
	41	1,872	13	13	18	16	14	13	12	15	0	314
	42	1,956	18	12	30	20	15	11	12	10	0	285
	43	1,488	18	16	22	15	5	4	5	5	0	229
	44	3,028	19	18	30	17	13	12	15	16	0	486
	45	1,324	5	6	7	9	2	3	6	4	0	251
	46	1,816	15	14	22	20	7	6	9	7	0	334
	47	660	5	5	5	4	3	1	3	1	0	102
	48	1,616	13	7	16	13	7	7	10	4	0	233

STATE SUPREME COURT JUSTICE
7TH JUDICIAL DISTRICT
(VOTE FOR 4)
PART 2
DETAIL

LEGISLATIVE DISTRICT OR TOWN	ELECTION DISTRICT	TOTAL VOTES	DAN DOYLE	SAM L. VALLERIANI	JULIE A. CIANCA	STEPHEN K. LINDLEY	DAN DOYLE	SAM L. VALLERIANI	VINCE DINOLFO	STEPHEN K. LINDLEY	SCATTER	BLANK AND VOID
			WOR	WOR	WOR	WOR	IND	IND	IND	IND		
Irondequoit	49	2,212	18	16	19	16	11	7	11	9	0	310
	50	1,620	17	16	21	17	3	3	5	4	0	363
	51	1,996	19	15	25	20	6	9	6	5	1	284
	52	2,148	11	9	13	12	6	8	10	8	0	409
	53	1,760	7	6	13	10	6	7	9	7	0	321
	54	600	8	4	6	7	0	1	1	1	0	80
	55	1,996	17	21	25	21	8	8	7	9	2	277
	56	1,456	11	9	16	13	4	3	6	5	0	226
	57	2,544	15	13	19	17	7	6	6	5	0	426
	58	2,204	18	20	26	21	9	11	10	11	0	422
	59	1,652	9	7	14	9	6	6	7	7	1	294
	60	1,716	12	9	14	14	9	8	10	6	0	258
	61	2,224	21	19	23	16	10	8	11	12	2	284
	62	1,804	23	13	22	19	8	5	7	6	0	258
	63	1,420	16	14	19	14	8	7	7	7	0	231
	64	776	15	7	11	9	1	1	2	1	1	202
	65	1,280	10	6	11	9	5	4	5	5	0	213
	66	1,116	6	11	13	11	4	6	3	3	0	297
	67	1,352	13	12	15	10	4	2	2	2	0	262
68	1,808	16	23	21	20	3	1	0	2	0	374	
		<u>118,108</u>	<u>960</u>	<u>899</u>	<u>1,308</u>	<u>1,026</u>	<u>459</u>	<u>413</u>	<u>505</u>	<u>433</u>	<u>17</u>	<u>18,530</u>
Irondequoit												
Mendon	1	3,244	17	11	19	15	18	24	20	22	0	349
	2	2,932	16	13	24	19	12	14	19	16	0	428
	3	3,048	29	24	36	34	15	13	11	15	0	292
	4	2,272	29	22	34	36	9	8	7	8	0	321

STATE SUPREME COURT JUSTICE
7TH JUDICIAL DISTRICT
(VOTE FOR 4)
PART 2
DETAIL

LEGISLATIVE DISTRICT OR TOWN	ELECTION DISTRICT	TOTAL VOTES	DAN DOYLE	SAM L. VALLERIANI	JULIE A. CIANCA	STEPHEN K. LINDLEY	DAN DOYLE	SAM L. VALLERIANI	VINCE DINOLFO	STEPHEN K. LINDLEY	SCATTER	BLANK AND VOID
			WOR	WOR	WOR	WOR	IND	IND	IND	IND		
Mendon												
	5	2,808	8	10	19	13	7	11	8	9	0	234
	6	2,948	17	17	22	20	12	11	10	11	0	272
	7	3,264	17	17	17	17	18	13	15	17	1	370
	8	1,380	12	11	20	16	12	14	14	12	1	175
	9	2,404	10	8	17	11	9	7	9	9	0	251
		<u>24,300</u>	<u>155</u>	<u>133</u>	<u>208</u>	<u>181</u>	<u>112</u>	<u>115</u>	<u>113</u>	<u>119</u>	<u>2</u>	<u>2,692</u>
Mendon Ogden												
	1	2,036	8	9	13	9	6	7	8	8	0	273
	2	2,060	15	20	15	12	6	8	5	8	0	276
	3	3,316	15	15	23	17	11	15	12	11	0	468
	4	1,960	9	10	15	7	9	7	10	9	0	279
	5	2,048	18	11	23	16	10	11	8	8	0	360
	6	2,948	7	13	15	11	13	12	16	12	0	508
	7	1,368	3	3	8	5	10	11	9	11	0	198
	8	2,620	11	10	13	13	7	8	4	6	0	466
	9	2,044	11	8	19	12	11	8	9	10	0	283
	10	2,132	14	9	13	9	7	9	7	8	0	343
	11	2,388	13	12	18	15	11	9	12	9	0	361
	12	3,156	15	15	19	12	4	7	7	6	0	567
	13	2,472	21	21	24	18	8	6	5	4	0	388
	14	2,028	14	23	14	17	7	6	5	5	0	288
	15	3,068	15	24	24	17	10	9	11	9	0	507
	16	1,424	7	6	12	3	3	3	6	3	0	219
	17	2,024	11	12	15	14	8	6	8	9	0	342
	18	3,360	41	40	45	30	17	14	17	9	0	491
	19	2,508	15	11	16	10	7	9	10	10	4	415

STATE SUPREME COURT JUSTICE
7TH JUDICIAL DISTRICT
(VOTE FOR 4)
PART 2
DETAIL

LEGISLATIVE DISTRICT OR TOWN	ELECTION DISTRICT	TOTAL VOTES	DAN DOYLE	SAM L. VALLERIANI	JULIE A. CIANCA	STEPHEN K. LINDLEY	DAN DOYLE	SAM L. VALLERIANI	VINCE DINOLFO	STEPHEN K. LINDLEY	SCATTER	BLANK AND VOID
			WOR	WOR	WOR	WOR	IND	IND	IND	IND		
Ogden	20	2,500	9	10	10	11	11	12	13	11	0	297
Ogden Parma		47,460	272	282	354	258	176	177	182	166	4	7,329
	1	2,664	12	9	22	13	15	11	11	14	1	370
	2	2,820	20	18	19	16	10	3	7	5	0	449
	3	2,244	12	14	17	16	7	6	7	7	0	383
	4	2,364	7	16	24	12	7	8	11	9	4	275
	5	1,492	10	10	11	8	3	2	5	2	0	181
	6	1,188	6	4	5	3	1	2	3	2	0	116
	7	2,228	13	12	20	16	8	6	9	7	1	276
	8	2,712	10	10	22	10	7	8	8	8	1	438
	9	2,404	12	9	10	7	4	3	6	5	0	340
	10	2,220	11	13	16	11	12	10	8	8	0	336
	11	2,496	18	17	18	17	6	6	11	4	0	355
	12	2,764	11	17	23	17	10	14	8	13	2	471
	13	4,604	26	27	30	15	22	27	26	26	0	695
	14	2,108	15	9	21	14	8	7	7	10	0	368
	15	2,848	12	14	19	12	10	9	7	7	1	452
Parma Penfield		37,156	195	199	277	187	130	122	134	127	10	5,505
	1	1,240	6	5	10	10	7	5	6	6	0	197
	2	2,228	20	14	24	19	17	13	14	13	0	310
	3	1,880	13	10	15	8	3	3	5	2	1	264
	4	3,280	13	12	19	18	11	8	10	10	5	450
	5	2,284	8	11	24	20	11	15	11	15	0	268
	6	1,816	15	9	11	10	5	5	4	1	0	209

STATE SUPREME COURT JUSTICE
7TH JUDICIAL DISTRICT
(VOTE FOR 4)
PART 2
DETAIL

LEGISLATIVE DISTRICT OR TOWN	ELECTION DISTRICT	TOTAL VOTES	DAN DOYLE	SAM L. VALLERIANI	JULIE A. CIANCA	STEPHEN K. LINDLEY	DAN DOYLE	SAM L. VALLERIANI	VINCE DINOLFO	STEPHEN K. LINDLEY	SCATTER	BLANK AND VOID
			WOR	WOR	WOR	WOR	IND	IND	IND	IND		
Penfield												
	7	1,948	14	18	24	18	11	14	14	11	0	218
	8	1,536	10	11	18	14	5	7	4	8	0	245
	9	2,292	20	13	27	24	12	14	12	9	2	256
	10	1,580	12	10	13	9	5	4	5	5	0	193
	11	1,344	8	14	17	12	8	6	3	3	0	185
	12	2,100	15	13	25	15	6	5	4	4	0	266
	13	3,344	16	16	20	12	7	12	7	6	0	572
	14	2,828	12	19	24	18	10	7	7	4	0	368
	15	3,252	15	17	28	20	17	13	18	14	0	444
	16	912	10	8	13	7	7	6	5	6	0	131
	17	2,152	18	12	14	17	14	13	17	13	0	254
	18	1,616	13	12	16	13	8	11	5	8	0	181
	19	2,968	19	20	22	20	12	10	7	13	0	321
	20	2,492	17	17	28	15	10	10	8	7	0	343
	21	2,368	18	21	19	19	14	12	16	15	0	310
	22	2,344	18	17	30	24	15	16	9	13	0	263
	23	3,012	23	20	27	18	18	16	11	16	0	399
	24	2,900	14	16	29	22	14	10	12	12	0	287
	25	1,852	10	14	10	9	7	4	6	7	0	265
	26	1,352	12	15	17	13	14	15	14	14	0	215
	27	2,204	6	6	13	9	8	6	10	7	0	234
	28	2,004	15	14	19	14	10	13	10	10	0	380
	29	3,224	21	21	32	24	14	12	14	15	0	479
	30	4,464	27	35	37	28	10	12	15	12	1	539
	31	1,396	9	11	12	9	3	3	4	2	0	241
	32	1,460	5	5	7	4	6	6	5	3	0	210

STATE SUPREME COURT JUSTICE
7TH JUDICIAL DISTRICT
(VOTE FOR 4)
PART 2
DETAIL

LEGISLATIVE DISTRICT OR TOWN	ELECTION DISTRICT	TOTAL VOTES	DAN DOYLE	SAM L. VALLERIANI	JULIE A. CIANCA	STEPHEN K. LINDLEY	DAN DOYLE	SAM L. VALLERIANI	VINCE DINOLFO	STEPHEN K. LINDLEY	SCATTER	BLANK AND VOID
			WOR	WOR	WOR	WOR	IND	IND	IND	IND		
Penfield												
	33	1,880	16	11	19	16	12	10	10	15	0	205
	34	2,168	10	9	13	6	8	9	9	6	0	319
	35	3,264	13	16	25	17	14	13	12	11	0	368
	36	2,260	24	17	26	17	9	10	6	7	0	258
	37	4,312	25	21	24	16	13	15	11	10	0	552
	38	1,468	9	9	14	6	8	5	4	6	0	233
	39	1,712	12	7	14	7	5	5	4	4	0	222
	40	2,956	20	20	20	17	14	9	14	11	0	507
	41	2,892	16	16	11	8	10	10	11	7	0	385
	42	2,424	13	13	14	15	14	9	17	11	0	313
		<u>97,008</u>	<u>610</u>	<u>595</u>	<u>824</u>	<u>617</u>	<u>426</u>	<u>401</u>	<u>390</u>	<u>372</u>	<u>9</u>	<u>12,859</u>
Penfield												
Perinton												
	1	3,488	21	14	26	18	15	13	16	14	0	374
	2	2,636	20	19	37	28	11	8	12	17	0	269
	3	1,864	11	10	12	9	4	3	7	5	0	264
	4	2,028	21	17	21	18	9	8	10	8	0	250
	5	1,264	19	13	21	18	5	3	5	5	0	142
	6	1,812	12	10	22	18	11	7	7	11	0	217
	7	2,308	16	15	18	15	10	11	12	12	0	198
	8	1,972	12	12	21	14	12	9	11	12	0	218
	9	2,924	23	23	21	19	11	10	11	12	1	325
	10	2,352	17	14	31	18	14	10	7	11	0	253
	11	1,460	12	11	20	18	3	3	6	3	0	172
	12	1,944	20	20	26	22	2	1	0	3	0	188
	13	1,748	11	7	11	8	9	9	8	11	0	147
	14	1,968	14	10	18	12	5	4	3	6	1	226

STATE SUPREME COURT JUSTICE
7TH JUDICIAL DISTRICT
(VOTE FOR 4)
PART 2
DETAIL

LEGISLATIVE DISTRICT OR TOWN	ELECTION DISTRICT	TOTAL VOTES	DAN DOYLE	SAM L. VALLERIANI	JULIE A. CIANCA	STEPHEN K. LINDLEY	DAN DOYLE	SAM L. VALLERIANI	VINCE DINOLFO	STEPHEN K. LINDLEY	SCATTER	BLANK AND VOID
			WOR	WOR	WOR	WOR	IND	IND	IND	IND		
Perinton												
	15	2,540	16	15	21	14	11	8	10	10	0	378
	16	1,600	7	7	13	13	7	6	5	8	0	182
	17	2,148	16	17	22	14	10	8	10	8	0	190
	18	1,968	14	10	18	11	11	12	11	10	0	235
	19	1,892	20	22	22	15	7	5	9	8	0	217
	20	1,964	13	9	15	10	7	6	7	5	0	229
	21	2,592	22	16	30	21	13	13	16	18	1	344
	22	1,516	11	11	11	9	6	6	6	8	0	173
	23	3,068	26	22	36	30	11	11	11	9	3	326
	24	3,236	18	15	18	12	15	12	8	11	0	416
	25	1,624	13	12	16	11	8	10	9	9	0	212
	26	2,160	15	11	10	12	4	3	3	6	0	191
	27	1,728	6	6	19	12	3	6	6	5	0	218
	28	1,728	11	13	12	11	5	3	4	3	0	161
	29	1,280	12	9	15	10	7	5	4	7	0	119
	30	2,204	25	22	28	17	9	6	8	7	0	269
	31	2,368	22	20	24	20	10	6	9	8	1	297
	32	1,892	12	9	14	9	10	7	9	9	1	272
	33	2,192	13	9	17	19	8	8	10	10	0	222
	34	3,080	12	13	16	13	12	12	10	11	0	414
	35	1,780	16	19	20	14	8	8	7	8	0	262
	36	1,672	18	17	22	21	4	2	2	3	0	235
	37	2,312	14	19	24	19	8	10	7	10	0	261
	38	3,060	20	16	34	21	11	11	9	10	1	383
	39	2,800	16	11	11	12	8	6	12	9	0	332
	40	1,624	12	10	20	17	8	11	10	11	0	167

STATE SUPREME COURT JUSTICE
7TH JUDICIAL DISTRICT
(VOTE FOR 4)
PART 2
DETAIL

LEGISLATIVE DISTRICT OR TOWN	ELECTION DISTRICT	TOTAL VOTES	DAN DOYLE	SAM L. VALLERIANI	JULIE A. CIANCA	STEPHEN K. LINDLEY	DAN DOYLE	SAM L. VALLERIANI	VINCE DINOLFO	STEPHEN K. LINDLEY	SCATTER	BLANK AND VOID
			WOR	WOR	WOR	WOR	IND	IND	IND	IND		
Perinton												
	41	1,432	8	10	19	15	10	7	3	7	0	158
	42	2,256	13	15	16	14	10	8	6	10	0	330
	43	4,024	17	17	20	17	21	13	12	11	0	412
	44	1,768	10	11	14	11	14	14	15	11	0	182
	45	4,008	22	25	21	18	17	11	11	12	0	398
	46	1,232	10	10	7	7	3	3	2	4	0	180
	47	2,488	18	16	18	18	18	20	16	18	6	289
	48	1,816	9	10	15	18	10	8	6	6	0	195
	49	1,728	9	8	4	2	5	5	2	4	0	141
	50	920	8	8	11	6	0	2	0	4	0	213
	51	2,624	11	8	14	10	4	3	2	2	0	261
	52	2,752	14	20	21	13	8	8	8	9	0	359
	53	1,756	9	13	21	15	8	8	11	8	1	128
	54	3,816	18	18	28	20	15	11	8	9	4	352
	55	2,152	17	10	19	11	8	5	3	10	0	211
	56	3,916	16	20	28	21	11	8	11	13	0	441
		<u>124,484</u>	<u>838</u>	<u>774</u>	<u>1,089</u>	<u>838</u>	<u>504</u>	<u>434</u>	<u>443</u>	<u>489</u>	<u>20</u>	<u>14,198</u>
Perinton												
Pittsford												
	1	1,768	15	11	17	13	5	3	1	4	2	179
	2	1,908	17	17	22	21	3	5	4	4	2	204
	3	2,796	8	6	20	13	4	3	6	4	0	317
	4	2,736	20	11	27	19	9	8	8	10	1	269
	5	1,568	20	13	18	15	3	5	4	5	0	167
	6	1,388	13	7	6	5	7	8	8	9	0	215
	7	1,016	3	8	6	5	4	3	6	3	0	103
	8	1,948	4	3	14	9	6	6	6	7	0	207

STATE SUPREME COURT JUSTICE
7TH JUDICIAL DISTRICT
(VOTE FOR 4)
PART 2
DETAIL

LEGISLATIVE DISTRICT OR TOWN	ELECTION DISTRICT	TOTAL VOTES	DAN DOYLE	SAM L. VALLERIANI	JULIE A. CIANCA	STEPHEN K. LINDLEY	DAN DOYLE	SAM L. VALLERIANI	VINCE DINOLFO	STEPHEN K. LINDLEY	SCATTER	BLANK AND VOID
			WOR	WOR	WOR	WOR	IND	IND	IND	IND		
Pittsford												
	9	2,084	9	8	18	12	10	11	13	8	0	279
	10	3,020	22	18	19	17	11	9	11	7	0	227
	11	1,788	12	14	17	17	10	7	10	10	0	228
	12	2,176	21	18	23	17	11	7	7	11	0	175
	13	1,468	22	11	19	15	8	9	10	12	0	145
	14	2,588	14	10	21	16	10	5	7	7	0	248
	15	1,828	15	14	27	18	6	5	7	6	0	296
	16	1,692	9	9	12	8	4	5	5	5	0	168
	17	2,604	23	11	18	20	8	6	6	8	0	254
	18	1,836	7	6	12	7	7	5	5	6	0	178
	19	1,256	11	10	13	10	2	2	2	2	0	132
	20	2,092	15	8	18	15	14	14	13	13	1	207
	21	2,272	13	12	19	16	11	10	9	15	0	201
	22	2,472	12	10	16	10	8	8	9	6	0	238
	23	1,808	12	8	17	10	6	6	6	4	0	194
	24	2,352	5	3	9	7	12	5	6	7	0	220
	25	2,420	12	9	17	11	11	11	8	14	0	229
	26	2,068	19	15	20	21	13	12	12	11	0	213
	27	1,936	11	6	11	9	3	2	3	4	0	201
	28	2,056	15	9	15	19	8	6	6	6	0	159
	29	1,992	15	9	15	11	12	12	11	11	0	216
	30	1,936	10	9	21	13	2	3	1	4	0	134
	31	2,540	16	14	18	13	7	7	8	9	4	244
	32	2,340	9	9	16	17	9	8	6	5	0	203
	33	3,656	19	18	26	25	11	12	10	15	0	418

STATE SUPREME COURT JUSTICE
7TH JUDICIAL DISTRICT
(VOTE FOR 4)
PART 2
DETAIL

LEGISLATIVE DISTRICT OR TOWN	ELECTION DISTRICT	TOTAL VOTES	DAN DOYLE WOR	SAM L. VALLERIANI WOR	JULIE A. CIANCA WOR	STEPHEN K. LINDLEY WOR	DAN DOYLE IND	SAM L. VALLERIANI IND	VINCE DINOLFO IND	STEPHEN K. LINDLEY IND	SCATTER	BLANK AND VOID
Pittsford	34	3,824	15	14	23	18	16	15	10	15	0	453
Pittsford		73,232	463	358	590	472	271	243	244	267	10	7,521
Riga	1	3,456	20	17	32	23	10	10	15	10	1	474
	2	2,508	12	13	18	12	11	8	5	11	0	301
	3	2,084	6	7	11	6	10	11	10	10	0	314
	4	2,172	5	8	16	7	6	7	9	4	1	299
	5	2,108	14	16	18	13	5	6	5	6	0	239
	6	1,988	8	11	19	17	7	5	7	5	0	253
Riga		14,316	65	72	114	78	49	47	51	46	2	1,880
Rush	1	2,804	17	16	24	22	10	11	7	7	4	386
	2	1,760	9	8	11	9	5	7	6	5	1	224
	3	2,404	13	16	24	21	12	11	9	8	1	273
	4	2,624	20	21	27	25	17	14	14	14	0	364
Rush		9,592	59	61	86	77	44	43	36	34	6	1,247
Sweden	1	2,232	14	17	24	19	17	12	12	14	4	335
	2	1,476	17	15	24	13	8	9	6	11	0	223
	3	2,420	14	15	20	17	4	5	6	6	0	342
	4	2,648	14	13	27	19	9	11	10	8	0	409
	5	588	4	5	4	2	0	0	0	0	0	83
	6	1,944	22	17	24	19	10	8	7	7	0	281
	7	2,048	4	6	9	9	6	8	6	7	0	271
	8	1,928	13	8	16	15	6	4	2	4	0	213
	9	2,216	24	19	18	11	6	10	11	8	1	335

STATE SUPREME COURT JUSTICE
7TH JUDICIAL DISTRICT
(VOTE FOR 4)
PART 2
DETAIL

LEGISLATIVE DISTRICT OR TOWN	ELECTION DISTRICT	TOTAL VOTES	DAN DOYLE	SAM L. VALLERIANI	JULIE A. CIANCA	STEPHEN K. LINDLEY	DAN DOYLE	SAM L. VALLERIANI	VINCE DINOLFO	STEPHEN K. LINDLEY	SCATTER	BLANK AND VOID
			WOR	WOR	WOR	WOR	IND	IND	IND	IND		
Sweden												
	10	2,988	16	14	28	16	17	15	19	19	4	362
	11	820	10	12	11	12	2	2	1	2	0	150
	12	2,012	9	16	19	11	6	6	8	7	0	237
		<u>23,320</u>	<u>161</u>	<u>157</u>	<u>224</u>	<u>163</u>	<u>91</u>	<u>90</u>	<u>88</u>	<u>93</u>	<u>9</u>	<u>3,241</u>
Sweden												
Webster	1	2,012	19	20	17	14	8	8	6	7	0	236
	2	3,812	24	24	33	28	9	4	10	9	1	692
	3	2,560	20	14	19	15	9	10	7	5	0	325
	4	1,300	15	12	16	12	5	6	6	7	1	204
	5	2,224	23	20	33	25	10	8	9	11	0	348
	6	1,964	10	10	12	10	4	5	4	4	1	296
	7	2,520	19	20	17	12	11	11	4	7	0	410
	8	2,016	13	12	17	17	14	14	14	11	0	252
	9	2,132	20	22	20	22	4	3	3	6	0	259
	10	5,076	17	19	32	30	13	11	19	14	4	704
	11	2,644	11	16	16	13	4	5	2	2	0	361
	12	2,828	18	14	13	8	11	11	16	11	0	372
	13	2,016	18	15	20	15	9	8	6	7	0	243
	14	1,952	13	14	20	17	8	7	7	6	0	197
	15	1,616	11	12	14	11	5	3	6	5	0	214
	16	3,236	20	20	25	16	9	8	7	6	1	422
	17	2,040	18	15	18	13	8	6	7	3	0	216
	18	1,592	21	19	17	14	3	3	5	6	0	230
	19	3,316	17	11	22	13	16	10	13	13	0	395
	20	3,688	14	22	24	17	18	14	17	13	0	535
	21	2,760	18	20	22	17	10	10	10	9	0	372

STATE SUPREME COURT JUSTICE
7TH JUDICIAL DISTRICT
(VOTE FOR 4)
PART 2
DETAIL

LEGISLATIVE DISTRICT OR TOWN	ELECTION DISTRICT	TOTAL VOTES	DAN DOYLE	SAM L. VALLERIANI	JULIE A. CIANCA	STEPHEN K. LINDLEY	DAN DOYLE	SAM L. VALLERIANI	VINCE DINOLFO	STEPHEN K. LINDLEY	SCATTER	BLANK AND VOID
			WOR	WOR	WOR	WOR	IND	IND	IND	IND		
Webster												
	22	2,332	11	14	22	12	2	3	2	5	0	366
	23	1,868	19	21	28	21	3	4	9	4	0	206
	24	6,104	32	38	38	31	27	28	34	20	0	867
	25	1,224	3	8	7	3	3	5	5	2	0	207
	26	2,472	13	13	15	11	8	8	7	6	0	341
	27	4,780	28	25	27	24	14	16	14	13	0	661
	28	2,264	16	19	16	13	5	5	6	6	0	222
	29	1,580	11	10	16	12	3	2	5	4	0	238
	30	1,704	15	10	15	10	1	2	4	1	3	371
	31	2,632	13	11	16	9	3	3	3	3	1	410
	32	2,944	21	16	23	21	8	3	4	6	1	405
	33	2,216	14	10	19	15	8	10	9	11	1	195
	34	1,316	6	5	6	4	3	5	4	6	0	162
	35	1,572	12	11	14	12	4	6	7	6	0	172
	36	1,944	5	3	10	5	4	3	4	4	0	280
	37	3,892	29	27	35	29	19	17	20	19	0	532
	38	2,536	16	16	21	10	12	8	13	13	1	402
	39	2,112	10	10	14	9	4	4	3	4	4	303
	40	5,288	38	30	40	36	15	17	25	13	4	871
	41	3,324	18	18	22	17	17	15	18	14	0	366
	42	2,536	8	10	16	10	19	22	23	17	4	314
	43	2,128	15	15	17	19	6	7	5	4	0	337
Webster		112,072	712	691	864	672	376	358	402	343	27	15,511
Wheatland												
	1	2,088	22	14	30	22	7	7	5	8	0	286
	2	2,080	17	14	15	8	12	13	14	11	0	318

STATE SUPREME COURT JUSTICE
7TH JUDICIAL DISTRICT
(VOTE FOR 4)
PART 2
DETAIL

LEGISLATIVE DISTRICT OR TOWN	ELECTION DISTRICT	TOTAL VOTES	DAN DOYLE	SAM L. VALLERIANI	JULIE A. CIANCA	STEPHEN K. LINDLEY	DAN DOYLE	SAM L. VALLERIANI	VINCE DINOLFO	STEPHEN K. LINDLEY	SCATTER	BLANK AND VOID
			WOR	WOR	WOR	WOR	IND	IND	IND	IND		
Wheatland												
	3	2,580	14	14	23	14	14	12	12	14	0	370
	4	2,284	19	16	26	10	11	12	11	9	2	364
	5	2,416	7	5	11	8	8	9	11	9	0	263
Wheatland		11,448	79	63	105	62	52	53	53	51	2	1,601
TOWNS		1,242,760	8,314	8,203	11,368	8,567	4,602	4,417	4,661	4,441	256	176,412
GRAND TOTAL:		1,529,136	11,350	11,222	15,744	12,177	5,357	5,168	5,426	5,196	395	236,804

REPRESENTATIVE IN CONGRESS
25TH DISTRICT
SUMMARY

LEGISLATIVE DISTRICT OR TOWN	TOTAL VOTES	JOSEPH D. MORELLE	GEORGE MITRIS	GEORGE MITRIS	JOSEPH D. MORELLE	KEVIN A. WILSON	JOSEPH D. MORELLE	SCATTER	BLANK AND VOID
		DEM	REP	CON	WOR	LBT	IND		
Leg. Dist. 07	961	457	310	40	51	23	16	1	63
Leg. Dist. 16	14	10	2	0	1	0	0	0	1
Leg. Dist. 21	9,359	6,339	1,219	252	652	195	103	11	588
Leg. Dist. 22	5,994	4,305	506	108	212	80	37	2	744
Leg. Dist. 23	11,182	7,273	1,761	337	879	276	153	16	487
Leg. Dist. 24	6,653	4,412	797	160	742	170	71	11	290
Leg. Dist. 25	8,199	5,789	691	151	503	156	72	10	827
Leg. Dist. 26	6,388	3,533	1,564	267	280	151	92	7	494
Leg. Dist. 27	9,650	6,884	896	223	455	172	95	17	908
Leg. Dist. 28	6,049	3,887	922	156	286	90	56	8	644
Leg. Dist. 29	7,473	4,923	1,065	212	327	100	72	4	770
CITY	71,922	47,812	9,733	1,906	4,388	1,413	767	87	5,816
Brighton	20,631	13,372	4,186	648	1,125	302	239	24	735
Chili	16,713	7,075	6,626	1,247	551	245	232	3	734
Clarkson	3,719	1,158	1,827	344	100	61	42	0	187
East Rochester	3,098	1,511	1,022	154	147	56	46	1	161
Gates	15,505	6,909	5,781	933	520	229	172	5	956
Greece	52,560	22,037	20,987	3,640	1,694	612	557	17	3,016
Henrietta	21,006	10,841	6,610	1,212	770	342	279	12	940
Irondequoit	29,600	16,077	8,662	1,508	1,256	402	418	10	1,267
Ogden	11,882	4,156	5,401	1,022	323	177	131	4	668
Parma	9,296	2,839	4,670	840	249	116	108	2	472
Penfield	24,308	11,628	8,773	1,461	805	298	310	5	1,028
Perinton	31,219	15,891	10,773	1,728	972	392	387	4	1,072
Pittsford	18,405	10,405	5,703	814	535	200	179	3	566
Riga	3,590	1,113	1,779	366	94	57	33	0	148
Sweden	5,852	2,401	2,235	503	199	105	95	1	313
Webster	28,071	12,278	11,172	1,932	856	318	314	1	1,200
TOWNS	295,455	139,691	106,207	18,352	10,196	3,912	3,542	92	13,463
GRAND TOTAL:	367,377	187,503	115,940	20,258	14,584	5,325	4,309	179	19,279

REPRESENTATIVE IN CONGRESS
25TH DISTRICT
DETAIL

LEGISLATIVE DISTRICT OR TOWN	ELECTION DISTRICT	TOTAL VOTES	JOSEPH D. MORELLE	GEORGE MITRIS	GEORGE MITRIS	JOSEPH D. MORELLE	KEVIN A. WILSON	JOSEPH D. MORELLE	SCATTER	BLANK AND VOID
			DEM	REP	CON	WOR	LBT	IND		
Leg. Dist. 07	1	589	252	215	24	35	16	12	0	35
	2	372	205	95	16	16	7	4	1	28
Leg. Dist. 07		961	457	310	40	51	23	16	1	63
Leg. Dist. 16	1	14	10	2	0	1	0	0	0	1
Leg. Dist. 16		14	10	2	0	1	0	0	0	1
Leg. Dist. 21	1	421	255	73	12	46	8	7	0	20
	2	356	216	55	14	36	7	12	0	16
	3	254	148	51	13	12	6	5	0	19
	4	221	133	36	7	15	6	2	0	22
	5	262	166	31	5	35	4	3	1	17
	6	407	296	34	10	28	14	4	1	20
	7	597	403	94	16	38	13	5	1	27
	8	186	129	18	2	17	3	2	0	15
	9	519	344	94	14	37	7	6	1	16
	10	510	380	61	12	24	4	3	0	26
	11	342	232	45	10	19	0	3	0	33
	12	802	522	126	25	55	25	10	0	39
	13	283	194	29	5	32	11	2	0	10
	14	175	120	18	7	15	6	0	1	8
	15	503	345	65	17	20	12	6	0	38
	16	186	113	40	5	6	2	1	0	19
	17	394	269	34	10	37	11	9	0	24
	18	300	216	27	8	19	3	0	0	27
	19	192	146	16	5	1	0	2	0	22
	20	202	138	25	5	15	10	3	0	6
	21	332	240	36	9	12	12	4	0	19
	22	396	286	34	8	19	5	1	2	41
	23	344	240	37	9	29	8	1	0	20
	24	517	335	88	19	39	8	7	1	20
	25	303	217	19	3	21	8	1	1	33
	26	126	92	10	1	10	2	1	1	9
	27	229	164	23	1	15	0	3	1	22
Leg. Dist. 21		9,359	6,339	1,219	252	652	195	103	11	588
Leg. Dist. 22	1	453	340	36	12	12	5	1	0	47
	2	158	119	9	1	1	4	0	1	23
	3	235	150	20	4	5	2	0	0	54
	4	168	124	12	2	4	1	1	0	24
	5	242	183	14	5	4	3	2	0	31
	6	261	187	19	6	5	0	3	0	41

REPRESENTATIVE IN CONGRESS
25TH DISTRICT
DETAIL

LEGISLATIVE DISTRICT OR TOWN	ELECTION DISTRICT	TOTAL VOTES	JOSEPH D. MORELLE	GEORGE MITRIS	GEORGE MITRIS	JOSEPH D. MORELLE	KEVIN A. WILSON	JOSEPH D. MORELLE	SCATTER	BLANK AND VOID
			DEM	REP	CON	WOR	LBT	IND		
Leg. Dist. 22	7	149	98	11	3	4	4	0	0	29
	8	276	199	23	7	12	2	1	0	32
	9	185	135	21	5	6	1	0	0	17
	10	211	168	9	3	2	5	0	0	24
	11	313	215	28	6	15	5	4	1	39
	12	183	121	14	2	6	7	1	0	32
	13	102	63	3	2	9	1	0	0	24
	14	241	177	22	3	6	3	2	0	28
	15	231	166	15	3	15	2	2	0	28
	16	114	91	8	1	4	1	0	0	9
	17	129	91	4	4	4	2	0	0	24
	18	164	113	22	1	3	1	0	0	24
	19	157	114	16	3	4	3	1	0	16
	20	263	193	23	2	7	2	1	0	35
	21	181	125	17	2	8	7	1	0	21
	22	277	206	24	4	5	2	1	0	35
	23	171	125	14	3	9	1	3	0	16
	24	141	95	14	3	5	5	3	0	16
	25	522	359	69	15	33	3	5	0	38
	26	171	122	23	3	11	1	2	0	9
	27	296	226	16	3	13	7	3	0	28
Leg. Dist. 22		5,994	4,305	506	108	212	80	37	2	744
Leg. Dist. 23	1	211	133	49	7	5	5	3	0	9
	2	448	282	48	15	55	16	9	1	22
	3	381	256	48	6	39	6	3	1	22
	4	561	360	92	18	44	17	11	0	19
	5	286	186	34	8	28	12	4	1	13
	6	246	155	42	9	18	12	1	0	9
	7	469	302	64	11	47	13	8	2	22
	8	434	296	53	11	43	12	5	0	14
	9	283	188	42	11	23	5	1	1	12
	10	371	257	44	7	34	2	5	1	21
	11	372	233	66	8	41	12	5	1	6
	12	476	317	94	13	30	6	5	2	9
	13	384	244	71	16	26	2	3	0	22
	14	436	283	56	15	34	17	5	1	25
	15	308	196	40	9	29	9	8	0	17
	16	201	127	33	11	10	5	4	0	11
	17	507	327	80	15	33	10	9	1	32
	18	716	450	132	29	37	20	13	1	34
	19	409	257	77	10	27	11	8	0	19
	20	440	294	54	14	37	14	7	0	20

REPRESENTATIVE IN CONGRESS
25TH DISTRICT
DETAIL

LEGISLATIVE DISTRICT OR TOWN	ELECTION DISTRICT	TOTAL VOTES	JOSEPH D. MORELLE	GEORGE MITRIS	GEORGE MITRIS	JOSEPH D. MORELLE	KEVIN A. WILSON	JOSEPH D. MORELLE	SCATTER	BLANK AND VOID
			DEM	REP	CON	WOR	LBT	IND		
Leg. Dist. 23										
	21	350	239	62	10	30	1	1	0	7
	22	309	207	67	5	17	3	1	0	9
	23	266	192	28	4	16	7	2	0	17
	24	360	218	76	9	22	7	6	1	21
	25	492	316	82	17	36	18	5	0	18
	26	626	406	114	23	42	12	10	0	19
	27	299	190	53	15	20	8	5	0	8
	28	474	317	51	9	52	12	5	1	27
	29	67	45	9	2	4	2	1	1	3
Leg. Dist. 23		11,182	7,273	1,761	337	879	276	153	16	487
Leg. Dist. 24										
	1	469	321	39	10	63	13	9	0	14
	2	212	144	23	3	34	4	1	0	3
	3	259	175	27	6	30	10	2	0	9
	4	411	271	42	7	52	14	4	0	21
	5	356	223	46	15	29	7	5	4	27
	6	294	186	49	5	34	4	2	1	13
	7	210	136	38	5	14	9	0	0	8
	8	305	213	42	6	25	7	2	0	10
	9	238	151	42	12	15	5	3	0	10
	10	671	444	76	15	92	13	7	2	22
	11	240	151	41	7	12	3	1	0	25
	12	92	61	11	5	5	2	0	0	8
	13	443	294	43	9	61	18	4	1	13
	14	475	317	33	9	73	21	8	1	13
	15	448	297	48	13	42	4	8	0	36
	16	418	275	67	9	32	8	6	0	21
	17	62	40	13	1	1	0	0	0	7
	18	452	297	62	11	49	12	5	2	14
	19	115	86	10	2	9	1	2	0	5
	20	89	53	10	1	16	2	1	0	6
	21	98	67	6	2	16	5	0	0	2
	22	139	93	13	3	24	4	0	0	2
	23	112	87	7	3	13	2	0	0	0
	24	45	30	9	1	1	2	1	0	1
Leg. Dist. 24		6,653	4,412	797	160	742	170	71	11	290
Leg. Dist. 25										
	1	514	368	58	6	29	10	4	1	38
	2	343	255	22	5	18	5	4	0	34
	3	391	282	32	9	13	5	5	1	44
	4	139	97	9	1	5	1	1	0	25
	5	321	239	14	3	12	2	0	0	51

REPRESENTATIVE IN CONGRESS
25TH DISTRICT
DETAIL

LEGISLATIVE DISTRICT OR TOWN	ELECTION DISTRICT	TOTAL VOTES	JOSEPH D. MORELLE	GEORGE MITRIS	GEORGE MITRIS	JOSEPH D. MORELLE	KEVIN A. WILSON	JOSEPH D. MORELLE	SCATTER	BLANK AND VOID
			DEM	REP	CON	WOR	LBT	IND		
Leg. Dist. 25										
	6	343	220	24	3	53	14	3	3	23
	7	406	313	13	9	12	6	3	0	50
	8	355	287	17	8	4	10	1	0	28
	9	153	115	6	1	4	2	2	0	23
	10	387	275	26	2	33	7	4	0	40
	11	168	129	7	4	6	4	0	0	18
	12	385	254	27	8	66	9	6	0	15
	13	302	224	15	1	14	5	2	0	41
	14	209	141	17	6	31	6	0	0	8
	15	258	189	12	3	9	5	1	0	39
	16	316	206	31	5	14	6	4	1	49
	17	223	171	10	1	2	4	0	0	35
	18	439	307	38	14	14	4	4	0	58
	19	287	202	50	8	11	6	0	0	10
	20	223	133	47	6	7	5	4	0	21
	21	288	194	29	9	13	5	5	0	33
	22	291	223	20	3	18	4	5	2	16
	23	117	86	5	0	15	1	0	0	10
	24	82	59	14	0	0	2	0	0	7
	25	717	459	89	19	43	16	8	1	82
	26	76	51	6	1	11	3	1	0	3
	27	111	69	15	3	6	3	2	0	13
	28	27	16	2	0	3	3	1	0	2
	29	129	81	12	7	23	2	1	0	3
	30	199	144	24	6	14	1	1	1	8
Leg. Dist. 25		8,199	5,789	691	151	503	156	72	10	827
Leg. Dist. 26										
	1	627	315	180	32	34	13	8	0	45
	2	306	149	98	18	14	5	4	0	18
	3	257	159	52	3	12	12	3	0	16
	4	331	171	93	19	7	12	5	0	24
	5	329	184	70	16	18	9	5	0	27
	6	308	200	43	12	15	2	3	0	33
	7	351	202	80	13	14	4	5	0	33
	8	437	291	63	7	20	11	7	3	35
	9	412	234	75	15	21	15	6	0	46
	10	386	241	70	16	16	9	2	0	32
	11	369	196	95	16	15	7	9	0	31
	12	391	180	133	14	20	12	5	0	27
	13	371	178	124	20	13	8	5	1	22
	14	447	237	122	28	19	7	8	0	26
	15	347	227	50	8	19	7	8	0	28
	16	389	205	118	17	11	9	4	1	24

REPRESENTATIVE IN CONGRESS
25TH DISTRICT
DETAIL

LEGISLATIVE DISTRICT OR TOWN	ELECTION DISTRICT	TOTAL VOTES	JOSEPH D. MORELLE	GEORGE MITRIS	GEORGE MITRIS	JOSEPH D. MORELLE	KEVIN A. WILSON	JOSEPH D. MORELLE	SCATTER	BLANK AND VOID
			DEM	REP	CON	WOR	LBT	IND		
Leg. Dist. 26										
	17	330	164	98	13	12	9	5	2	27
Leg. Dist. 26		6,388	3,533	1,564	267	280	151	92	7	494
Leg. Dist. 27										
	1	508	347	50	16	25	17	1	0	52
	2	452	338	35	12	19	10	5	2	31
	3	380	258	36	18	25	8	4	3	28
	4	477	337	39	20	31	8	8	1	33
	5	442	333	28	8	19	8	3	0	43
	6	406	303	24	3	15	7	5	0	49
	7	402	281	49	6	22	11	6	0	27
	8	649	476	37	9	15	7	6	1	98
	9	424	316	23	3	33	8	2	1	38
	10	399	286	53	5	20	4	5	0	26
	11	473	356	38	14	19	11	5	1	29
	12	328	234	25	10	19	5	8	1	26
	13	452	342	27	7	22	7	8	1	38
	14	293	202	24	7	13	4	1	0	42
	15	369	281	19	4	17	5	3	3	37
	16	394	292	35	9	25	7	1	0	25
	17	440	330	40	5	14	8	3	0	40
	18	435	245	88	15	20	8	6	0	53
	19	425	320	17	11	20	7	5	0	45
	20	279	209	18	5	11	3	0	0	33
	21	212	155	19	2	11	5	3	0	17
	22	345	203	72	14	12	6	1	3	34
	23	262	201	13	4	13	4	0	0	27
	25	187	106	41	9	7	1	6	0	17
	26	217	133	46	7	8	3	0	0	20
Leg. Dist. 27		9,650	6,884	896	223	455	172	95	17	908
Leg. Dist. 28										
	1	354	230	50	9	19	8	1	2	35
	2	227	140	36	6	12	3	2	1	27
	3	233	157	29	2	11	2	4	0	28
	4	227	125	38	9	10	5	3	0	37
	5	177	108	30	4	8	2	1	0	24
	6	443	283	71	14	15	8	7	0	45
	7	589	342	118	17	29	14	5	3	61
	8	270	175	25	5	9	8	5	0	43
	9	378	255	66	11	14	4	2	1	25
	10	136	82	20	6	9	2	0	0	17
	11	259	163	42	6	17	4	0	0	27

REPRESENTATIVE IN CONGRESS
25TH DISTRICT
DETAIL

LEGISLATIVE DISTRICT OR TOWN	ELECTION DISTRICT	TOTAL VOTES	JOSEPH D. MORELLE	GEORGE MITRIS	GEORGE MITRIS	JOSEPH D. MORELLE	KEVIN A. WILSON	JOSEPH D. MORELLE	SCATTER	BLANK AND VOID
			DEM	REP	CON	WOR	LBT	IND		
Leg. Dist. 28	12	217	141	35	2	8	2	1	0	28
	13	348	222	62	8	13	4	1	1	37
	14	345	236	41	10	18	2	4	0	34
	15	131	100	13	2	4	0	3	0	9
	16	283	180	39	11	15	1	3	0	34
	17	57	32	13	1	2	0	0	0	9
	18	339	242	43	5	13	5	3	0	28
	19	5	4	0	0	0	0	0	0	1
	20	478	295	74	16	26	12	4	0	51
	21	392	254	62	10	24	3	6	0	33
	22	161	121	15	2	10	1	1	0	11
Leg. Dist. 28		6,049	3,887	922	156	286	90	56	8	644
Leg. Dist. 29	1	44	27	10	0	2	0	0	0	5
	2	112	64	10	8	8	2	1	0	19
	3	14	9	0	0	1	0	0	0	4
	4	407	262	71	15	19	6	4	1	29
	5	421	274	61	19	18	8	1	0	40
	6	258	162	40	7	10	5	5	0	29
	7	256	146	58	8	20	3	4	0	17
	8	109	67	12	3	3	2	2	0	20
	9	617	388	77	19	17	9	4	0	103
	10	451	310	74	11	11	2	2	0	41
	11	328	198	65	7	20	7	4	0	27
	12	435	295	50	14	28	5	4	0	39
	13	221	149	16	6	9	3	1	0	37
	14	145	100	13	7	4	3	0	0	18
	15	343	244	42	11	14	0	1	0	31
	16	133	96	15	2	2	0	4	0	14
	17	225	147	39	11	7	3	3	0	15
	18	323	195	68	11	29	4	4	1	11
	19	231	146	28	8	9	9	4	0	27
	20	445	299	52	9	17	5	1	0	62
	21	437	285	65	10	20	8	9	1	39
	22	159	128	10	2	0	2	0	0	17
	23	298	206	54	4	8	1	0	0	25
	24	488	327	55	8	37	7	9	1	44
	25	389	264	61	9	8	4	4	0	39
	26	179	132	19	3	6	2	1	0	16
	28	5	3	0	0	0	0	0	0	2
Leg. Dist. 29		7,473	4,923	1,065	212	327	100	72	4	770
CITY		71,922	47,812	9,733	1,906	4,388	1,413	767	87	5,816

REPRESENTATIVE IN CONGRESS
25TH DISTRICT
DETAIL

LEGISLATIVE DISTRICT OR TOWN	ELECTION DISTRICT	TOTAL VOTES	JOSEPH D. MORELLE	GEORGE MITRIS	GEORGE MITRIS	JOSEPH D. MORELLE	KEVIN A. WILSON	JOSEPH D. MORELLE	SCATTER	BLANK AND VOID
			DEM	REP	CON	WOR	LBT	IND		
Brighton	1	590	415	86	15	36	11	6	1	20
	2	351	192	101	16	14	10	1	1	16
	3	438	254	122	9	21	4	7	0	21
	4	510	347	91	12	38	3	4	0	15
	5	481	312	94	12	42	6	3	2	10
	6	664	417	151	24	40	1	6	0	25
	7	431	260	89	11	26	12	8	0	25
	8	518	304	165	13	6	4	7	3	16
	9	438	286	81	23	27	3	4	0	14
	10	549	363	108	23	28	4	7	1	15
	11	580	384	92	32	33	15	10	0	14
	12	604	407	106	17	42	5	7	2	18
	13	357	244	63	11	19	7	1	2	10
	14	396	279	53	9	31	9	4	1	10
	15	404	258	75	17	25	8	2	0	19
	16	322	167	123	16	7	3	3	1	2
	17	261	185	34	4	8	3	4	0	23
	18	448	313	67	10	30	6	8	1	13
	19	284	199	50	12	12	2	4	0	5
	20	386	231	77	16	26	13	3	0	20
	21	410	267	76	9	35	8	2	0	13
	22	483	336	93	19	16	2	6	1	10
	23	387	279	60	11	14	3	9	3	8
	24	507	307	121	18	14	8	7	0	32
	25	350	218	59	10	44	7	3	0	9
	26	329	182	91	9	25	6	9	0	7
	27	364	246	85	4	19	3	0	0	7
	28	626	417	126	16	34	8	5	0	20
	29	325	180	108	10	7	4	5	0	11
	30	779	540	140	13	27	11	5	0	43
	31	387	281	53	9	22	8	2	0	12
	32	506	334	80	20	40	5	9	1	17
	33	548	349	124	15	28	10	9	1	12
	34	454	300	91	13	29	6	3	0	12
	35	401	261	74	9	29	1	7	0	20
	36	473	305	87	16	28	13	5	0	19
	37	378	269	65	8	15	8	5	0	8
	38	539	341	115	24	29	8	5	1	16
	39	389	239	87	14	22	12	4	0	11
	40	767	522	144	20	33	7	12	1	28
	41	707	441	139	26	37	14	8	0	42
	42	149	102	23	10	9	0	1	1	3

REPRESENTATIVE IN CONGRESS
25TH DISTRICT
DETAIL

LEGISLATIVE DISTRICT OR TOWN	ELECTION DISTRICT	TOTAL VOTES	JOSEPH D. MORELLE	GEORGE MITRIS	GEORGE MITRIS	JOSEPH D. MORELLE	KEVIN A. WILSON	JOSEPH D. MORELLE	SCATTER	BLANK AND VOID
			DEM	REP	CON	WOR	LBT	IND		
Brighton										
	43	489	301	123	15	19	7	9	0	15
	44	260	143	62	8	15	5	3	0	24
	45	357	210	87	13	21	8	5	0	13
	46	255	185	45	7	3	1	2	0	12
		<u>20,631</u>	<u>13,372</u>	<u>4,186</u>	<u>648</u>	<u>1,125</u>	<u>302</u>	<u>239</u>	<u>24</u>	<u>735</u>
Brighton										
Chili										
	1	388	153	146	40	9	7	6	0	27
	2	631	181	306	68	22	14	9	1	30
	3	549	228	207	42	23	8	11	0	30
	4	379	137	173	25	10	4	9	0	21
	5	441	192	156	37	17	7	5	0	27
	6	467	185	181	47	20	7	6	0	21
	7	311	142	119	16	15	5	4	0	10
	8	482	193	202	41	13	2	3	0	28
	9	443	197	170	33	18	8	6	0	11
	10	310	110	130	42	12	5	2	0	9
	11	520	198	234	30	16	7	10	0	25
	12	488	239	173	26	17	5	12	0	16
	13	700	283	306	49	23	4	11	0	24
	14	475	171	199	48	23	4	13	0	17
	15	402	164	164	37	8	12	6	0	11
	16	882	333	411	66	27	10	4	1	30
	17	1,128	451	507	75	28	9	11	0	47
	18	534	222	215	44	11	5	9	0	28
	19	428	194	175	20	8	9	6	0	16
	20	650	330	200	40	30	18	8	0	24
	21	334	144	127	26	12	2	6	0	17
	22	639	380	153	25	24	15	6	0	36
	23	418	168	188	23	10	8	7	0	14
	24	1,129	513	398	83	40	17	12	1	65
	25	379	212	111	18	10	6	10	0	12
	26	611	205	283	55	16	12	9	0	31
	27	431	191	169	36	10	2	5	0	18
	28	397	187	152	23	8	7	3	0	17
	29	300	123	118	32	12	4	5	0	6
	30	342	140	137	27	11	6	5	0	16
	31	463	238	159	27	18	4	3	0	14
	32	662	271	257	46	30	12	10	0	36
		<u>16,713</u>	<u>7,075</u>	<u>6,626</u>	<u>1,247</u>	<u>551</u>	<u>245</u>	<u>232</u>	<u>3</u>	<u>734</u>
Chili										
Clarkson										
	1	760	218	405	65	17	14	5	0	36
	3	561	204	258	48	14	13	4	0	20

REPRESENTATIVE IN CONGRESS
25TH DISTRICT
DETAIL

LEGISLATIVE DISTRICT OR TOWN	ELECTION DISTRICT	TOTAL VOTES	JOSEPH D. MORELLE	GEORGE MITRIS	GEORGE MITRIS	JOSEPH D. MORELLE	KEVIN A. WILSON	JOSEPH D. MORELLE	SCATTER	BLANK AND VOID
			DEM	REP	CON	WOR	LBT	IND		
Clarkson	4	802	195	441	82	20	14	10	0	40
	5	1,114	355	517	115	39	10	14	0	64
	6	482	186	206	34	10	10	9	0	27
Clarkson		3,719	1,158	1,827	344	100	61	42	0	187
East Rochester	1	561	270	196	20	26	6	12	0	31
	2	426	205	150	13	20	9	7	0	22
	3	407	188	142	28	16	8	5	0	20
	4	436	218	131	19	27	8	3	1	29
	5	388	183	133	23	14	10	7	0	18
	6	461	243	139	25	24	9	6	0	15
	7	419	204	131	26	20	6	6	0	26
East Rochester		3,098	1,511	1,022	154	147	56	46	1	161
Gates	1	368	196	87	27	20	7	5	0	26
	2	423	192	162	21	21	4	2	0	21
	3	465	218	158	28	18	9	3	0	31
	4	421	182	154	35	17	5	2	0	26
	5	454	211	157	34	19	3	9	0	21
	6	480	257	132	22	22	12	6	1	28
	7	1,025	422	424	57	25	13	15	0	69
	8	321	119	137	26	12	3	5	0	19
	9	498	244	174	18	17	4	5	0	36
	10	229	120	73	19	8	2	2	0	5
	11	324	133	125	17	15	7	3	0	24
	12	291	121	105	13	12	11	2	0	27
	13	506	211	201	21	14	9	6	1	43
	14	344	147	116	30	8	4	7	1	31
	15	741	342	272	32	18	13	14	0	50
	16	382	182	134	20	12	6	5	0	23
	17	478	226	172	25	14	9	3	0	29
	18	511	189	226	46	17	3	4	0	26
	19	377	159	146	23	16	4	6	0	23
	20	411	179	151	22	18	10	6	0	25
	21	360	151	145	13	15	6	6	0	24
	22	328	143	116	31	13	6	1	0	18
	23	433	177	175	38	11	6	2	0	24
	24	1,018	494	347	57	32	20	9	0	59
	25	382	157	148	25	14	3	6	0	29
	26	521	195	244	35	20	4	5	0	18
	27	592	267	225	36	12	6	7	0	39
	28	329	142	127	19	10	7	5	0	19

REPRESENTATIVE IN CONGRESS
25TH DISTRICT
DETAIL

LEGISLATIVE DISTRICT OR TOWN	ELECTION DISTRICT	TOTAL VOTES	JOSEPH D. MORELLE	GEORGE MITRIS	GEORGE MITRIS	JOSEPH D. MORELLE	KEVIN A. WILSON	JOSEPH D. MORELLE	SCATTER	BLANK AND VOID
			DEM	REP	CON	WOR	LBT	IND		
Gates										
	29	437	217	142	25	13	6	7	0	27
	30	265	120	109	12	2	3	2	0	17
	31	356	144	155	20	9	5	3	0	20
	32	447	201	160	37	12	10	3	1	23
	33	249	124	84	18	6	1	2	0	14
	34	422	182	188	14	10	4	2	1	21
	35	317	145	110	17	18	4	2	0	21
		15,505	6,909	5,781	933	520	229	172	5	956
Gates										
Greece										
	1	457	185	179	35	16	5	4	0	33
	2	566	196	258	46	18	8	6	0	34
	3	438	177	172	26	16	6	5	0	36
	4	396	195	144	21	7	5	6	0	18
	5	342	141	140	18	15	4	5	0	19
	6	322	132	118	19	15	5	7	0	26
	7	490	209	189	26	22	8	3	0	33
	8	413	183	143	27	20	7	8	0	25
	9	434	203	146	26	22	6	7	1	23
	10	386	182	136	21	12	3	6	0	26
	11	246	118	76	18	11	6	7	0	10
	12	293	122	110	18	14	3	3	0	23
	13	370	188	122	24	16	2	3	0	15
	14	298	134	102	26	15	6	4	0	11
	15	375	154	158	36	14	3	1	0	9
	16	313	120	127	26	12	7	1	0	20
	17	559	200	261	47	24	3	6	0	18
	18	484	209	185	31	13	7	11	2	26
	19	368	165	132	14	17	14	5	0	21
	20	441	195	155	22	24	7	7	0	31
	21	384	161	141	34	20	5	7	0	16
	22	321	138	114	22	16	6	2	0	23
	23	556	249	204	39	21	3	5	0	35
	24	559	197	282	32	12	1	8	0	27
	25	458	220	157	27	19	5	0	0	30
	26	351	153	126	27	9	10	1	0	25
	27	838	366	299	53	36	7	11	0	66
	28	546	211	253	33	23	4	5	0	17
	29	434	181	176	25	11	10	8	0	23
	30	303	132	101	26	14	2	5	0	23
	31	366	153	146	30	10	2	5	0	20
	32	441	224	155	15	12	7	8	0	20
	33	532	204	227	38	20	4	4	0	35
	34	479	171	216	43	18	4	3	0	24

REPRESENTATIVE IN CONGRESS
25TH DISTRICT
DETAIL

LEGISLATIVE DISTRICT OR TOWN	ELECTION DISTRICT	TOTAL VOTES	JOSEPH D. MORELLE	GEORGE MITRIS	GEORGE MITRIS	JOSEPH D. MORELLE	KEVIN A. WILSON	JOSEPH D. MORELLE	SCATTER	BLANK AND VOID
			DEM	REP	CON	WOR	LBT	IND		
Greece	35	405	167	153	30	17	5	4	0	29
	36	605	258	242	38	22	3	7	0	35
	37	303	115	126	27	7	7	5	0	16
	38	657	271	274	43	28	5	8	0	28
	39	311	137	121	27	10	2	1	0	13
	40	363	167	134	21	12	7	0	0	22
	41	495	227	162	38	20	1	7	0	40
	42	418	195	143	27	12	12	2	0	27
	43	518	171	236	55	13	4	5	2	32
	44	635	270	245	50	15	7	6	2	40
	45	758	249	380	63	18	10	9	0	29
	46	321	168	95	14	23	4	4	0	13
	47	395	171	139	38	20	4	6	0	17
	48	319	141	112	25	11	3	4	0	23
	49	327	152	127	23	3	4	2	0	16
	50	409	171	160	35	14	5	5	0	19
	51	280	116	108	20	11	4	4	0	17
	52	591	254	228	39	27	8	10	0	25
	53	431	227	132	23	15	5	2	0	27
	54	518	166	273	33	11	5	4	0	26
	55	335	126	149	28	7	3	5	0	17
	56	518	237	188	33	22	3	9	0	26
	57	445	180	177	27	10	1	9	0	41
	58	563	233	241	39	11	3	4	0	32
	59	421	255	71	20	16	13	8	1	37
	60	379	169	142	28	21	1	4	0	14
	61	461	224	169	20	9	6	5	0	28
	62	637	283	251	38	22	3	3	0	37
	63	480	231	154	29	21	5	3	0	37
	64	401	160	149	20	24	6	5	0	37
	65	417	195	147	24	9	3	2	0	37
	66	284	135	99	21	8	4	2	0	15
	67	400	144	193	31	13	4	1	0	14
	68	543	202	228	52	17	4	8	0	32
	69	287	97	127	23	11	8	2	0	19
	70	1,354	452	684	89	28	17	14	0	70
	71	532	221	209	32	20	6	4	1	39
	72	663	311	245	46	12	8	6	0	35
	73	304	139	97	25	16	6	2	0	19
	74	441	244	121	18	13	6	7	0	32
	75	363	153	147	16	11	8	1	1	26
	76	358	108	174	28	11	6	2	0	29
	77	507	205	204	36	13	6	5	0	38

REPRESENTATIVE IN CONGRESS
25TH DISTRICT
DETAIL

LEGISLATIVE DISTRICT OR TOWN	ELECTION DISTRICT	TOTAL VOTES	JOSEPH D. MORELLE	GEORGE MITRIS	GEORGE MITRIS	JOSEPH D. MORELLE	KEVIN A. WILSON	JOSEPH D. MORELLE	SCATTER	BLANK AND VOID
			DEM	REP	CON	WOR	LBT	IND		
Greece	78	327	132	133	23	8	4	5	0	22
	79	984	360	433	97	18	11	8	0	57
	80	541	227	222	35	13	5	10	0	29
	81	300	122	122	21	11	4	3	0	17
	82	575	295	168	25	30	15	10	2	30
	83	311	152	99	28	10	1	2	0	19
	84	552	234	219	36	19	8	3	0	33
	85	590	255	223	43	18	6	12	0	33
	86	549	211	245	54	6	4	4	0	25
	87	375	170	139	24	13	4	5	0	20
	88	534	233	201	50	15	3	3	0	29
	89	387	174	153	21	11	5	0	0	23
	90	579	220	243	58	18	2	2	1	35
	91	842	323	368	66	17	11	8	0	49
	92	813	369	313	41	20	9	10	0	51
	93	649	307	237	35	25	8	4	1	32
	94	545	207	234	40	21	10	2	0	31
	95	355	157	131	19	15	5	6	0	22
	96	602	308	206	42	13	6	4	0	23
	97	848	365	355	49	18	5	11	2	43
	98	817	375	292	58	27	5	8	1	51
	99	499	166	253	49	8	3	2	0	18
	100	701	279	305	46	20	8	6	0	37
	101	314	122	133	29	9	5	3	0	13
	102	764	295	348	45	17	8	10	0	41
	103	525	206	234	47	10	7	2	0	19
	104	374	149	158	28	9	1	4	0	25
	105	593	223	275	38	13	5	11	0	28
	106	453	161	226	29	7	6	3	0	21
	107	417	149	200	29	10	1	3	0	25
	108	425	147	204	30	10	5	1	0	28
	109	709	279	309	42	17	12	9	0	41
Greece		52,560	22,037	20,987	3,640	1,694	612	557	17	3,016
Henrietta	1	630	310	224	28	22	17	9	0	20
	2	555	272	183	33	23	9	8	0	27
	3	313	186	69	14	14	12	5	1	12
	4	542	327	136	27	20	7	6	1	18
	5	492	236	171	37	17	4	9	1	17
	6	463	217	168	29	11	7	10	0	21
	7	389	206	115	26	15	5	6	0	16
	8	422	188	151	26	23	8	7	0	19
	9	409	209	132	17	11	13	3	0	24

REPRESENTATIVE IN CONGRESS
25TH DISTRICT
DETAIL

LEGISLATIVE DISTRICT OR TOWN	ELECTION DISTRICT	TOTAL VOTES	JOSEPH D. MORELLE	GEORGE MITRIS	GEORGE MITRIS	JOSEPH D. MORELLE	KEVIN A. WILSON	JOSEPH D. MORELLE	SCATTER	BLANK AND VOID
			DEM	REP	CON	WOR	LBT	IND		
Henrietta										
	10	474	218	165	37	12	7	7	0	28
	11	448	240	124	24	21	7	5	0	27
	12	441	200	166	25	16	9	8	0	17
	13	953	511	284	37	31	24	9	1	56
	14	441	240	122	30	12	6	7	1	23
	15	803	394	259	50	40	16	11	1	32
	16	279	139	81	9	18	4	2	0	26
	17	527	284	141	41	29	8	13	1	10
	18	577	295	197	26	20	7	4	0	28
	19	437	219	145	25	10	10	5	0	23
	20	823	407	260	51	35	20	5	2	43
	21	374	189	126	25	18	5	5	0	6
	22	683	367	223	45	21	4	4	0	19
	23	556	303	157	29	23	6	7	0	31
	24	599	351	144	26	19	14	11	1	33
	25	426	198	151	39	16	2	6	0	14
	26	1,028	505	364	74	26	6	16	0	37
	27	726	358	250	52	18	12	6	1	29
	28	595	259	235	44	19	13	6	0	19
	29	1,813	963	538	90	71	32	23	1	95
	30	1,300	733	345	69	49	21	18	0	65
	31	350	198	84	21	10	7	7	0	23
	32	727	429	210	35	20	4	12	0	17
	33	356	169	119	20	21	2	5	0	20
	34	351	187	116	12	10	10	3	0	13
	35	704	334	255	39	29	4	11	0	32
Henrietta		21,006	10,841	6,610	1,212	770	342	279	12	940
Irondequoit										
	1	760	434	207	37	30	12	7	0	33
	2	372	198	108	23	14	5	4	0	20
	3	587	294	193	28	26	11	8	0	27
	4	242	111	94	12	9	4	2	0	10
	5	457	275	107	16	25	8	10	1	15
	6	651	385	144	41	36	15	13	0	17
	7	599	326	159	49	28	6	8	0	23
	8	448	219	163	26	6	4	12	0	18
	9	475	234	176	19	15	8	5	0	18
	10	419	223	130	36	8	3	11	0	8
	11	255	135	76	14	12	3	5	0	10
	12	423	272	83	21	18	7	7	0	15
	13	559	355	121	32	26	6	4	0	15
	14	641	299	222	51	21	13	9	1	25
	15	523	262	184	32	23	5	4	0	13

REPRESENTATIVE IN CONGRESS
25TH DISTRICT
DETAIL

LEGISLATIVE DISTRICT OR TOWN	ELECTION DISTRICT	TOTAL VOTES	JOSEPH D. MORELLE	GEORGE MITRIS	GEORGE MITRIS	JOSEPH D. MORELLE	KEVIN A. WILSON	JOSEPH D. MORELLE	SCATTER	BLANK AND VOID
			DEM	REP	CON	WOR	LBT	IND		
Irondequoit	16	714	401	208	34	19	11	6	0	35
	17	324	176	79	24	20	2	4	0	19
	18	432	222	143	18	17	7	4	0	21
	19	566	369	114	16	31	6	3	0	27
	20	371	191	121	24	13	5	4	1	12
	21	481	269	121	35	24	4	8	0	20
	22	478	268	133	29	21	10	5	0	12
	23	395	226	103	13	27	9	3	0	14
	24	406	235	93	31	22	9	4	2	10
	25	464	244	140	29	16	10	9	1	15
	26	376	233	92	13	8	7	2	0	21
	27	288	152	85	15	13	5	5	0	13
	28	426	187	178	25	8	5	3	0	20
	29	396	219	117	19	15	4	5	0	17
	30	424	214	143	19	21	5	7	0	15
	31	559	321	141	27	31	9	8	0	22
	32	509	311	114	17	39	7	7	0	14
	33	328	141	122	27	14	5	7	0	12
	34	673	324	259	32	15	7	10	1	25
	35	341	192	78	7	28	13	10	0	13
	36	319	186	78	11	19	3	3	0	19
	37	381	180	133	22	21	5	7	0	13
	38	278	140	82	6	18	2	3	0	27
	39	145	72	40	10	2	0	3	0	18
	40	253	146	69	9	8	6	7	0	8
	41	468	261	129	11	21	10	9	1	26
	42	489	229	173	28	23	9	7	0	20
	43	372	228	95	15	16	5	2	0	11
	44	757	375	270	32	23	4	20	0	33
	45	331	186	81	24	15	1	7	0	17
	46	454	207	164	15	26	9	4	0	29
	47	165	85	55	15	3	0	1	0	6
	48	404	205	137	24	16	5	4	0	13
	49	553	277	190	33	18	5	6	0	24
	50	405	222	103	16	21	4	4	0	35
	51	499	255	148	38	28	2	8	0	20
	52	537	322	134	17	19	5	9	0	31
	53	440	234	149	13	9	3	7	0	25
	54	150	85	42	5	5	1	3	0	9
	55	499	296	121	20	29	8	6	1	18
	56	364	219	93	20	14	5	2	0	11
	57	636	340	201	25	25	7	9	1	28
	58	551	307	142	29	26	9	8	0	30

REPRESENTATIVE IN CONGRESS
25TH DISTRICT
DETAIL

LEGISLATIVE DISTRICT OR TOWN	ELECTION DISTRICT	TOTAL VOTES	JOSEPH D. MORELLE	GEORGE MITRIS	GEORGE MITRIS	JOSEPH D. MORELLE	KEVIN A. WILSON	JOSEPH D. MORELLE	SCATTER	BLANK AND VOID
			DEM	REP	CON	WOR	LBT	IND		
Irondequoit										
	59	413	212	138	23	9	4	4	0	23
	60	429	222	140	24	16	4	5	0	18
	61	556	295	175	30	21	12	10	0	13
	62	451	257	120	29	19	4	5	0	17
	63	355	184	103	22	20	5	8	0	13
	64	194	120	37	2	15	1	4	0	15
	65	320	195	78	14	8	2	9	0	14
	66	280	182	55	5	9	2	5	0	22
	67	338	177	102	13	20	5	4	0	17
	68	452	259	134	17	15	5	2	0	20
		29,600	16,077	8,662	1,508	1,256	402	418	10	1,267
Irondequoit Ogden										
	1	524	222	202	40	17	13	8	0	22
	2	515	199	217	50	18	7	1	0	23
	3	829	283	396	67	22	6	8	0	47
	4	490	160	238	42	9	3	5	0	33
	5	512	168	241	44	12	6	5	0	36
	6	737	308	313	40	14	9	12	0	41
	7	342	74	178	54	5	4	5	0	22
	8	655	253	304	30	18	8	6	0	36
	9	511	199	217	41	17	6	7	0	24
	10	533	208	230	47	10	9	5	0	24
	11	597	187	282	71	17	6	7	0	27
	12	789	243	398	61	27	9	7	1	43
	13	619	229	263	50	23	12	4	0	38
	14	507	175	222	42	19	12	5	0	32
	15	767	238	377	68	20	10	7	0	47
	16	356	87	194	42	5	8	1	0	19
	17	507	169	233	47	11	8	8	1	30
	18	840	328	330	68	32	15	8	0	59
	19	627	233	263	55	14	10	6	2	44
	20	625	193	303	63	13	16	16	0	21
		11,882	4,156	5,401	1,022	323	177	131	4	668
Ogden Parma										
	1	673	222	297	91	15	11	10	0	27
	2	705	216	352	67	20	6	8	0	36
	3	561	172	279	44	17	8	7	0	34
	4	591	138	340	54	14	8	15	1	21
	5	373	115	196	33	13	0	2	0	14
	6	297	74	179	23	4	4	0	0	13
	7	557	164	274	59	21	7	3	0	29
	8	678	233	331	47	14	10	4	0	39

REPRESENTATIVE IN CONGRESS
25TH DISTRICT
DETAIL

LEGISLATIVE DISTRICT OR TOWN	ELECTION DISTRICT	TOTAL VOTES	JOSEPH D. MORELLE	GEORGE MITRIS	GEORGE MITRIS	JOSEPH D. MORELLE	KEVIN A. WILSON	JOSEPH D. MORELLE	SCATTER	BLANK AND VOID
			DEM	REP	CON	WOR	LBT	IND		
Parma	9	601	159	345	45	20	6	4	0	22
	10	555	140	281	75	13	8	6	0	32
	11	624	204	293	65	14	12	7	0	29
	12	691	243	322	47	23	4	7	1	44
	13	1,151	349	595	89	25	11	19	0	63
	14	527	181	248	33	21	9	5	0	30
	15	712	229	338	68	15	12	11	0	39
Parma		9,296	2,839	4,670	840	249	116	108	2	472
Penfield	1	319	161	93	23	8	9	2	0	23
	2	569	313	163	26	22	6	14	0	25
	3	487	201	198	33	17	5	0	0	33
	4	833	333	352	75	23	8	6	0	36
	5	571	273	193	42	24	5	11	0	23
	6	454	187	200	32	7	4	4	1	19
	7	487	261	136	43	19	6	7	1	14
	8	384	160	141	29	24	9	4	0	17
	9	573	345	148	24	23	5	9	0	19
	10	395	203	138	21	12	3	3	0	15
	11	336	158	131	14	15	2	4	0	12
	12	525	297	143	33	24	6	5	0	17
	13	836	415	294	41	17	11	7	0	51
	14	707	239	343	67	18	12	6	0	22
	15	813	423	281	38	22	9	7	1	32
	16	228	110	79	12	12	3	4	0	8
	17	538	256	203	24	22	9	11	0	13
	18	404	203	141	21	19	5	5	0	10
	19	742	364	273	42	25	9	7	0	22
	20	623	317	195	45	22	7	7	0	30
	21	592	320	168	28	21	13	10	1	31
	22	586	337	156	29	29	8	11	0	16
	23	754	364	259	50	31	8	9	1	32
	24	725	359	242	49	30	11	12	0	22
	25	463	191	193	42	12	2	4	0	19
	26	338	140	121	25	14	4	9	0	25
	27	551	297	180	32	12	11	5	0	14
	28	501	222	157	36	23	5	10	0	48
	29	806	414	253	39	37	17	10	0	36
	30	1,116	498	445	71	32	16	10	0	44
	31	349	169	116	15	14	4	2	0	29
	32	365	220	105	11	6	3	3	0	17
	33	470	212	171	41	11	9	13	0	13
	34	542	245	214	31	13	10	6	0	23

REPRESENTATIVE IN CONGRESS
25TH DISTRICT
DETAIL

LEGISLATIVE DISTRICT OR TOWN	ELECTION DISTRICT	TOTAL VOTES	JOSEPH D. MORELLE	GEORGE MITRIS	GEORGE MITRIS	JOSEPH D. MORELLE	KEVIN A. WILSON	JOSEPH D. MORELLE	SCATTER	BLANK AND VOID
			DEM	REP	CON	WOR	LBT	IND		
Penfield										
	35	816	437	271	40	26	7	10	0	25
	36	565	311	179	18	20	8	8	0	21
	37	1,079	448	488	69	17	8	8	0	41
	38	367	141	168	18	9	2	9	0	20
	39	428	195	169	26	14	4	4	0	16
	40	741	336	292	35	26	1	11	0	40
	41	724	314	315	35	14	6	12	0	28
	42	606	239	266	36	19	8	11	0	27
		<u>24,308</u>	<u>11,628</u>	<u>8,773</u>	<u>1,461</u>	<u>805</u>	<u>298</u>	<u>310</u>	<u>5</u>	<u>1,028</u>
Penfield										
Perinton										
	1	907	435	334	59	20	15	11	0	33
	2	682	385	192	37	25	12	13	0	18
	3	496	258	163	34	12	6	5	0	18
	4	507	263	163	26	22	6	7	0	20
	5	319	166	87	22	16	9	9	0	10
	6	453	258	118	25	23	9	4	0	16
	7	578	311	188	34	19	10	4	0	12
	8	493	251	168	28	16	6	7	0	17
	9	731	355	261	46	28	6	13	0	22
	10	588	328	177	30	20	6	7	0	20
	11	365	170	125	23	22	6	3	0	16
	12	486	240	164	31	24	3	8	0	16
	13	437	212	178	23	9	3	4	0	8
	14	492	258	161	29	14	8	5	0	17
	15	635	311	234	27	17	4	10	0	32
	16	400	201	149	23	9	2	6	0	10
	17	537	305	152	24	22	12	7	0	15
	18	492	262	164	22	15	7	5	0	17
	19	473	230	171	28	14	6	7	0	17
	20	491	249	172	29	17	3	2	0	19
	21	648	335	198	41	25	10	6	0	33
	22	379	194	129	22	12	5	2	0	15
	23	767	417	257	33	21	14	6	0	19
	24	810	403	296	41	14	2	14	0	40
	25	406	240	103	21	19	6	5	0	12
	26	541	277	197	35	11	6	4	0	11
	27	432	192	170	21	18	7	6	0	18
	28	432	210	166	23	11	7	4	0	11
	29	320	177	99	16	12	4	6	0	6
	30	551	282	189	27	22	7	3	0	21
	31	592	312	204	23	20	5	7	0	21
	32	473	273	122	33	12	9	8	0	16
	33	548	323	156	23	22	5	6	0	13

REPRESENTATIVE IN CONGRESS
25TH DISTRICT
DETAIL

LEGISLATIVE DISTRICT OR TOWN	ELECTION DISTRICT	TOTAL VOTES	JOSEPH D. MORELLE	GEORGE MITRIS	GEORGE MITRIS	JOSEPH D. MORELLE	KEVIN A. WILSON	JOSEPH D. MORELLE	SCATTER	BLANK AND VOID
			DEM	REP	CON	WOR	LBT	IND		
Perinton	34	770	398	251	50	14	11	8	0	38
	35	445	227	141	32	13	11	5	0	16
	36	418	231	125	16	24	8	3	0	11
	37	578	305	183	31	22	6	7	0	24
	38	766	392	265	37	26	7	7	0	32
	39	700	325	270	49	18	8	7	0	23
	40	406	201	147	21	17	4	6	0	10
	41	358	180	115	30	13	5	4	0	11
	42	564	270	202	30	13	13	10	0	26
	43	1,007	484	394	46	21	15	14	1	32
	44	443	221	152	29	17	3	9	0	12
	45	1,002	497	386	61	17	10	9	0	22
	46	308	171	79	24	15	4	3	0	12
	47	622	308	218	33	16	5	18	1	23
	48	454	237	150	26	18	4	5	0	14
	49	432	213	168	25	2	6	5	0	13
	50	230	129	49	10	16	1	4	0	21
	51	656	249	318	51	13	5	3	0	17
52	688	397	203	26	13	10	10	1	28	
53	439	228	143	28	16	2	7	0	15	
54	954	464	377	44	23	6	9	1	30	
55	539	255	224	18	15	7	4	0	16	
56	979	426	406	52	27	15	16	0	37	
Perinton		31,219	15,891	10,773	1,728	972	392	387	4	1,072
Pittsford	1	442	264	122	18	13	5	5	1	14
	2	487	314	108	18	26	4	2	0	15
	3	713	425	214	25	14	5	1	0	29
	4	695	410	206	31	19	6	8	0	15
	5	406	258	99	16	11	2	5	0	15
	6	366	249	72	2	10	4	9	0	20
	7	263	158	68	10	9	6	2	1	9
	8	499	263	179	27	9	1	5	0	15
	9	521	270	179	22	13	5	7	0	25
	10	755	415	272	28	18	6	5	1	10
	11	447	226	146	30	14	9	3	0	19
	12	544	297	191	17	16	8	4	0	11
	13	368	188	122	15	20	7	5	0	11
	14	648	362	214	25	19	6	6	0	16
	15	457	244	140	14	22	8	5	0	24
	16	423	246	129	14	13	6	5	0	10
	17	651	404	167	33	23	4	4	0	16
	18	460	265	132	23	17	7	3	0	13

REPRESENTATIVE IN CONGRESS
25TH DISTRICT
DETAIL

LEGISLATIVE DISTRICT OR TOWN	ELECTION DISTRICT	TOTAL VOTES	JOSEPH D. MORELLE	GEORGE MITRIS	GEORGE MITRIS	JOSEPH D. MORELLE	KEVIN A. WILSON	JOSEPH D. MORELLE	SCATTER	BLANK AND VOID
			DEM	REP	CON	WOR	LBT	IND		
Pittsford										
	19	314	140	108	39	7	5	3	0	12
	20	523	300	151	24	13	6	8	0	21
	21	568	353	149	25	15	6	7	0	13
	22	621	348	195	30	17	3	6	0	22
	23	453	221	156	36	13	7	5	0	15
	24	588	330	197	30	10	2	6	0	13
	25	605	349	177	33	10	4	8	0	24
	26	517	271	175	29	19	5	9	0	9
	27	484	291	136	23	13	5	3	0	13
	28	514	299	169	9	18	5	3	0	11
	29	498	234	185	27	15	12	5	0	20
	30	484	278	158	10	15	7	3	0	13
	31	636	350	214	25	16	10	4	0	17
	32	585	324	194	25	13	5	9	0	15
	33	914	511	284	46	28	10	9	0	26
	34	956	548	295	35	27	9	7	0	35
		18,405	10,405	5,703	814	535	200	179	3	566
Pittsford Riga										
	1	874	305	394	87	26	12	7	0	43
	2	627	184	318	73	14	13	5	0	20
	3	521	209	229	38	11	3	8	0	23
	4	543	149	290	56	10	10	6	0	22
	5	528	144	290	47	16	8	5	0	18
	6	497	122	258	65	17	11	2	0	22
		3,590	1,113	1,779	366	94	57	33	0	148
Riga Sweden										
	1	576	261	202	39	21	8	13	0	32
	2	369	207	92	8	12	8	8	0	34
	3	607	311	179	49	24	8	9	0	27
	4	662	267	253	66	20	7	10	0	39
	5	147	81	41	3	8	4	1	0	9
	6	486	203	177	42	18	11	10	0	25
	7	513	239	184	37	9	11	7	0	26
	8	482	150	223	56	19	9	3	0	22
	9	554	253	206	27	19	11	7	0	31
	10	747	182	379	101	20	16	16	0	33
	11	206	99	63	11	13	5	4	1	10
	12	503	148	236	64	16	7	7	0	25
		5,852	2,401	2,235	503	199	105	95	1	313
Sweden Webster										
	1	524	253	200	29	12	7	5	0	18
	2	975	499	329	44	35	11	9	0	48

REPRESENTATIVE IN CONGRESS
25TH DISTRICT
DETAIL

LEGISLATIVE DISTRICT OR TOWN	ELECTION DISTRICT	TOTAL VOTES	JOSEPH D. MORELLE	GEORGE MITRIS	GEORGE MITRIS	JOSEPH D. MORELLE	KEVIN A. WILSON	JOSEPH D. MORELLE	SCATTER	BLANK AND VOID
			DEM	REP	CON	WOR	LBT	IND		
Webster	3	640	322	217	50	16	8	7	0	20
	4	333	149	119	20	17	8	4	0	16
	5	556	246	215	38	26	4	5	0	22
	6	491	233	181	26	14	8	4	0	25
	7	630	264	247	47	18	8	10	0	36
	8	505	219	196	39	15	8	9	0	19
	9	533	213	234	42	15	4	3	0	22
	10	1,269	536	522	97	30	18	12	0	54
	11	661	267	283	49	18	10	1	1	32
	12	707	263	344	47	22	5	6	0	20
	13	504	198	218	35	22	5	8	0	18
	14	488	239	173	32	14	8	11	0	11
	15	404	181	163	23	12	0	6	0	19
	16	809	369	308	62	22	11	5	0	32
	17	510	202	229	42	15	4	2	0	16
	18	398	174	161	22	10	8	9	0	14
	19	829	332	366	52	20	11	14	0	34
	20	922	332	444	67	18	14	10	0	37
	21	690	302	270	54	23	4	7	0	30
	22	583	228	241	45	29	9	8	0	23
	23	467	203	164	46	21	7	6	0	20
	24	1,526	645	626	125	36	12	22	0	60
	25	306	143	107	25	7	3	5	0	16
	26	618	275	244	47	19	3	8	0	22
	27	1,195	558	457	76	32	9	15	0	48
	28	566	243	230	45	21	8	2	0	17
	29	395	189	133	23	13	7	3	0	27
	30	426	211	131	18	19	6	5	0	36
	31	658	267	274	60	18	2	4	0	33
	32	736	288	319	50	25	8	3	0	43
	33	554	241	226	42	21	3	4	0	17
	34	329	160	118	23	7	6	2	0	13
	35	393	162	144	44	20	4	4	0	15
	36	487	229	180	36	8	5	3	0	26
	37	973	438	385	47	39	12	14	0	38
	38	634	307	231	37	19	4	6	0	30
	39	528	261	183	32	15	8	7	0	22
	40	1,322	611	507	68	39	16	15	0	66
	41	831	339	372	57	21	4	12	0	26
	42	634	259	267	43	11	8	16	0	30

REPRESENTATIVE IN CONGRESS
25TH DISTRICT
DETAIL

LEGISLATIVE DISTRICT OR TOWN	ELECTION DISTRICT	TOTAL VOTES	JOSEPH D. MORELLE DEM	GEORGE MITRIS REP	GEORGE MITRIS CON	JOSEPH D. MORELLE WOR	KEVIN A. WILSON LBT	JOSEPH D. MORELLE IND	SCATTER	BLANK AND VOID
Webster	43	532	228	214	26	22	10	3	0	29
Webster		28,071	12,278	11,172	1,932	856	318	314	1	1,200
TOWNS		295,455	139,691	106,207	18,352	10,196	3,912	3,542	92	13,463
GRAND TOTAL:		367,377	187,503	115,940	20,258	14,584	5,325	4,309	179	19,279

REPRESENTATIVE IN CONGRESS
27TH DISTRICT
DETAIL

LEGISLATIVE DISTRICT OR TOWN	ELECTION DISTRICT	TOTAL VOTES	NATHAN D. MCMURRAY	CHRIS JACOBS	CHRIS JACOBS	NATHAN D. MCMURRAY	DUANE J. WHITMER	CHRIS JACOBS	SCATTER	BLANK AND VOID
			DEM	REP	CON	WOR	LBT	IND		
Clarkson	2	96	25	53	7	7	1	0	0	3
Clarkson Hamlin		96	25	53	7	7	1	0	0	3
	1	500	163	233	29	12	7	6	1	49
	2	510	139	280	46	8	8	6	0	23
	3	545	143	293	47	7	9	9	0	37
	4	370	83	224	38	5	2	8	0	10
	5	495	123	265	48	12	5	10	0	32
	6	415	138	204	26	8	5	5	1	28
	7	603	163	330	46	13	4	10	0	37
	8	353	79	199	34	11	3	5	0	22
	9	317	79	173	24	9	4	6	1	21
	10	557	150	292	48	11	5	7	0	44
Hamlin Mendon		4,665	1,260	2,493	386	96	52	72	3	303
	1	822	388	315	52	18	1	16	0	32
	2	734	389	226	36	31	9	10	0	33
	3	762	333	294	65	30	12	5	0	23
	4	569	265	207	27	32	9	3	0	26
	5	702	336	262	64	15	4	7	0	14
	6	737	314	309	58	22	12	9	0	13
	7	816	327	344	61	19	13	10	0	42
	8	345	143	125	23	23	8	9	0	14
	9	601	274	244	41	16	4	5	0	17
Mendon Rush		6,088	2,769	2,326	427	206	72	74	0	214
	1	707	284	285	59	25	7	8	1	38
	2	440	125	232	39	13	4	2	0	25
	3	601	277	224	36	18	8	6	0	32
	4	656	230	298	49	22	15	10	0	32
Rush Wheatland		2,404	916	1,039	183	78	34	26	1	127
	1	525	218	214	37	29	7	4	0	16
	2	521	153	254	47	11	9	11	2	34
	3	645	297	246	32	17	14	11	0	28
	4	571	256	204	38	19	10	10	0	34
	5	604	171	311	73	7	8	11	0	23
Wheatland		2,866	1,095	1,229	227	83	48	47	2	135
GRAND TOTAL:		16,119	6,065	7,140	1,230	470	207	219	6	782

STATE SENATOR
54TH DISTRICT
DETAIL

LEGISLATIVE DISTRICT OR TOWN	ELECTION DISTRICT	TOTAL VOTES	SHAUNA OTOOLE	PAMELA A. HELMING	PAMELA A. HELMING	PAMELA A. HELMING	PAMELA A. HELMING	SCATTER	BLANK AND VOID
			DEM	REP	CON	IND	SAM		
Webster									
	1	503	191	236	36	11	0	0	29
	2	953	479	343	48	10	1	0	72
	3	640	289	246	49	13	1	0	42
	4	325	132	149	24	6	0	0	14
	5	556	214	262	34	13	0	0	33
	6	491	212	212	26	9	0	0	32
	7	630	244	269	52	13	0	0	52
	8	504	177	236	42	13	0	0	36
	9	533	174	271	47	7	0	0	34
	10	1,269	489	590	100	12	0	0	78
	11	661	248	318	52	5	0	0	38
	12	707	227	379	55	12	0	1	33
	13	504	183	241	38	10	0	0	32
	14	488	208	211	43	10	1	0	15
	15	404	165	187	22	4	1	0	25
	16	809	334	345	65	9	1	0	55
	17	510	163	263	50	9	1	0	24
	18	398	152	189	24	7	1	0	25
	19	829	277	433	59	15	1	0	44
	20	922	283	485	80	16	0	0	58
	21	690	269	318	53	10	1	0	39
	22	583	215	273	49	8	0	0	38
	23	467	184	199	47	9	3	0	25
	24	1,526	562	697	139	40	3	1	84
	25	306	127	130	25	4	0	0	20
	26	618	234	272	53	9	0	0	50
	27	1,195	484	540	80	12	0	1	78
	28	566	212	270	50	7	0	1	26
	29	395	174	157	25	4	2	0	33
	30	426	213	152	20	6	0	0	35
	31	658	213	325	65	4	0	0	51
	32	736	243	367	61	9	0	0	56
	33	554	201	267	49	11	0	0	26
	34	329	127	148	28	7	1	0	18
	35	393	151	171	46	4	5	0	16
	36	486	203	203	36	8	0	0	36
	37	973	381	453	55	24	1	0	59
	38	634	276	259	39	13	1	1	45
	39	528	245	208	30	5	0	0	40
	40	1,322	546	577	75	22	0	1	101
	41	831	309	405	57	14	0	0	46
	42	634	229	293	48	24	1	0	39
	43	532	204	238	39	6	0	0	45
GRAND TOTAL:		<u>28,018</u>	<u>10,843</u>	<u>12,787</u>	<u>2,115</u>	<u>464</u>	<u>26</u>	<u>6</u>	<u>1,777</u>

STATE SENATOR
55TH DISTRICT
SUMMARY

LEGISLATIVE DISTRICT OR TOWN	TOTAL VOTES	SAMIRA G. BROUK DEM	CHRISTOPHER M. MISSICK REP	CHRISTOPHER M. MISSICK CON	SAMIRA G. BROUK WOR	CHRISTOPHER M. MISSICK IND	CHRISTOPHER M. MISSICK SAM	SCATTER	BLANK AND VOID
Leg. Dist. 16	14	9	3	1	0	0	0	0	1
Leg. Dist. 21	9,322	6,403	1,267	240	693	90	10	7	612
Leg. Dist. 22	2,501	1,896	169	45	96	11	3	4	277
Leg. Dist. 23	10,534	6,888	1,829	333	896	130	7	3	448
Leg. Dist. 24	3,397	2,295	395	68	454	38	5	1	141
Leg. Dist. 29	4,643	3,070	678	117	236	36	7	7	492
CITY	30,411	20,561	4,341	804	2,375	305	32	22	1,971
East Rochester	3,092	1,442	1,087	167	155	42	4	3	192
Irondequoit	29,527	14,820	9,761	1,592	1,248	442	18	14	1,632
Mendon	6,075	2,654	2,455	456	203	99	3	0	205
Penfield	24,252	10,839	9,486	1,507	745	355	26	3	1,291
Perinton	31,121	14,860	11,805	1,820	993	403	34	9	1,197
Pittsford	18,308	9,882	6,218	836	560	190	9	2	611
Rush	2,398	854	1,121	191	84	42	0	1	105
TOWNS	114,773	55,351	41,933	6,569	3,988	1,573	94	32	5,233
GRAND TOTAL:	145,184	75,912	46,274	7,373	6,363	1,878	126	54	7,204

STATE SENATOR
55TH DISTRICT
DETAIL

LEGISLATIVE DISTRICT OR TOWN	ELECTION DISTRICT	TOTAL VOTES	SAMIRA G. BROUK DEM	CHRISTOPHER M. MISSICK REP	CHRISTOPHER M. MISSICK CON	SAMIRA G. BROUK WOR	CHRISTOPHER M. MISSICK IND	CHRISTOPHER M. MISSICK SAM	SCATTER	BLANK AND VOID
Leg. Dist. 16	1	14	9	3	1	0	0	0	0	1
Leg. Dist. 16		14	9	3	1	0	0	0	0	1
Leg. Dist. 21	1	394	245	65	14	47	5	1	0	17
	2	355	215	57	13	43	8	0	0	19
	3	254	156	52	13	16	2	0	0	15
	4	221	147	35	3	12	1	0	0	23
	5	260	171	33	5	38	0	0	0	13
	6	407	299	38	12	34	4	1	0	19
	7	590	393	100	15	49	3	0	0	30
	8	186	133	19	3	18	1	0	0	12
	9	519	348	97	11	43	2	2	0	16
	10	510	366	66	11	28	1	1	1	36
	11	342	247	43	12	15	2	0	0	23
	12	802	524	140	22	55	9	2	1	49
	13	283	191	35	6	32	4	0	0	15
	14	175	119	21	5	16	2	1	0	11
	15	503	355	67	12	29	6	0	0	34
	16	186	114	41	6	4	1	0	0	20
	17	394	275	36	11	32	8	0	0	32
	18	300	218	25	5	20	1	0	0	31
	19	192	137	20	5	7	1	0	0	22
	20	202	137	30	5	19	4	1	0	6
	21	332	245	39	9	11	3	0	0	25
	22	396	289	26	7	20	6	0	1	47
	23	344	248	37	6	23	1	0	2	27
	24	517	338	93	18	38	8	1	1	20
	25	303	228	25	7	19	1	0	0	23
	26	126	92	12	2	13	1	0	0	6
	27	229	173	15	2	12	5	0	1	21
Leg. Dist. 21		9,322	6,403	1,267	240	693	90	10	7	612
Leg. Dist. 22	1	452	351	35	9	14	2	1	1	39
	8	276	202	18	10	10	1	1	0	34
	11	313	231	23	1	16	1	0	1	40
	12	183	132	11	3	5	1	0	1	30
	17	129	101	4	3	3	0	0	0	18
	20	263	202	15	3	7	0	0	0	36
	22	277	204	25	6	7	1	1	0	33
	23	171	130	12	2	12	0	0	0	15
	24	141	109	10	4	4	1	0	0	13

STATE SENATOR
55TH DISTRICT
DETAIL

LEGISLATIVE DISTRICT OR TOWN	ELECTION DISTRICT	TOTAL VOTES	SAMIRA G. BROUK DEM	CHRISTOPHER M. MISSICK REP	CHRISTOPHER M. MISSICK CON	SAMIRA G. BROUK WOR	CHRISTOPHER M. MISSICK IND	CHRISTOPHER M. MISSICK SAM	SCATTER	BLANK AND VOID
Leg. Dist. 22	27	296	234	16	4	18	4	0	1	19
Leg. Dist. 22		2,501	1,896	169	45	96	11	3	4	277
Leg. Dist. 23	1	210	136	50	4	8	3	0	0	9
	2	448	293	47	17	61	2	0	0	28
	3	350	233	50	7	40	4	0	0	16
	4	561	365	98	15	55	8	0	0	20
	5	286	206	33	6	25	2	0	0	14
	6	245	147	47	12	22	1	0	0	16
	7	469	315	66	11	52	2	0	0	23
	8	433	308	51	12	42	2	1	0	17
	9	283	185	48	12	26	2	0	0	10
	10	331	226	42	9	33	6	0	0	15
	11	371	239	67	9	40	5	0	1	10
	12	456	290	101	12	27	8	1	0	17
	13	383	247	69	14	26	3	1	0	23
	14	435	279	71	14	43	8	0	0	20
	15	307	203	46	8	32	7	0	0	11
	16	201	137	34	9	12	4	0	0	5
	17	507	339	88	15	36	5	0	1	23
	18	716	442	152	26	45	7	1	0	43
	19	409	250	93	12	29	7	0	0	18
	20	436	305	55	15	38	7	0	0	16
	21	350	234	56	11	36	5	0	0	8
	22	309	203	66	7	22	2	1	0	8
	23	262	190	34	5	16	2	0	1	14
	24	360	213	83	13	25	7	0	0	19
	25	491	310	98	19	40	5	2	0	17
	26	626	402	129	23	42	10	0	0	20
	27	299	191	55	16	23	6	0	0	8
Leg. Dist. 23		10,534	6,888	1,829	333	896	130	7	3	448
Leg. Dist. 24	4	395	270	42	7	54	5	0	0	17
	10	671	446	78	16	97	11	1	0	22
	13	442	296	45	6	66	7	0	1	21
	14	474	322	38	10	84	4	2	0	14
	15	448	303	54	8	46	4	1	0	32
	16	417	285	65	8	37	3	0	0	19
	18	452	302	68	11	52	4	1	0	14
	21	98	71	5	2	18	0	0	0	2
Leg. Dist. 24		3,397	2,295	395	68	454	38	5	1	141

STATE SENATOR
55TH DISTRICT
DETAIL

LEGISLATIVE DISTRICT OR TOWN	ELECTION DISTRICT	TOTAL VOTES	SAMIRA G. BROUK DEM	CHRISTOPHER M. MISSICK REP	CHRISTOPHER M. MISSICK CON	SAMIRA G. BROUK WOR	CHRISTOPHER M. MISSICK IND	CHRISTOPHER M. MISSICK SAM	SCATTER	BLANK AND VOID
Leg. Dist. 29										
	4	407	250	74	12	22	4	0	1	44
	5	421	287	58	12	20	5	1	0	38
	6	254	160	42	6	11	4	0	0	31
	8	109	68	13	3	6	0	1	0	18
	9	617	387	78	21	19	3	1	0	108
	11	328	205	62	6	19	3	0	0	33
	12	434	302	49	12	32	2	0	0	37
	14	145	105	14	3	4	0	0	0	19
	18	323	183	79	10	30	2	0	4	15
	19	231	153	24	9	14	3	4	0	24
	21	433	294	66	9	20	5	0	0	39
	22	159	126	9	1	1	1	0	0	21
	23	298	204	55	2	6	0	0	1	30
	24	484	346	55	11	32	4	0	1	35
		4,643	3,070	678	117	236	36	7	7	492
CITY		30,411	20,561	4,341	804	2,375	305	32	22	1,971
East Rochester										
	1	555	248	208	25	24	11	0	0	39
	2	426	193	158	16	23	6	0	1	29
	3	407	174	154	28	16	8	1	1	25
	4	436	215	140	19	30	2	0	0	30
	5	388	185	137	25	14	3	3	1	20
	6	461	228	152	26	24	8	0	0	23
	7	419	199	138	28	24	4	0	0	26
East Rochester		3,092	1,442	1,087	167	155	42	4	3	192
Irondequoit										
	1	732	380	232	39	32	8	1	0	40
	2	372	185	118	26	15	4	0	0	24
	3	560	237	216	30	27	12	0	0	38
	4	229	96	98	13	11	3	0	0	8
	5	457	252	125	14	32	7	0	0	27
	6	651	368	177	43	39	8	1	0	15
	7	599	308	181	52	24	15	1	0	18
	8	448	199	181	24	10	11	0	0	23
	9	474	211	193	19	16	5	0	0	30
	10	419	202	152	37	6	9	0	0	13
	11	255	119	97	12	14	5	0	0	8
	12	423	239	100	24	24	10	0	0	26
	13	559	320	153	35	27	2	0	0	22
	14	641	284	240	54	23	6	0	1	33
	15	521	237	205	27	24	4	0	4	20

STATE SENATOR
55TH DISTRICT
DETAIL

LEGISLATIVE DISTRICT OR TOWN	ELECTION DISTRICT	TOTAL VOTES	SAMIRA G. BROUK DEM	CHRISTOPHER M. MISSICK REP	CHRISTOPHER M. MISSICK CON	SAMIRA G. BROUK WOR	CHRISTOPHER M. MISSICK IND	CHRISTOPHER M. MISSICK SAM	SCATTER	BLANK AND VOID
Irondequoit	16	714	386	236	31	23	9	0	0	29
	17	324	162	91	23	16	10	0	2	20
	18	432	206	156	22	14	4	2	1	27
	19	566	352	126	18	31	4	0	0	35
	20	371	179	142	18	9	6	0	1	16
	21	481	257	126	35	24	13	1	0	25
	22	478	253	150	32	26	4	0	0	13
	23	395	218	110	14	25	5	0	0	23
	24	405	226	102	37	24	2	1	1	12
	25	464	226	154	28	17	11	1	0	27
	26	376	219	98	12	12	4	0	0	31
	27	288	131	111	17	13	5	2	0	9
	28	426	174	197	26	6	4	0	0	19
	29	396	205	122	18	20	11	0	0	20
	30	424	196	161	23	17	8	1	0	18
	31	559	311	149	33	29	11	1	0	25
	32	509	294	134	17	39	3	0	0	22
	33	328	130	131	30	12	6	0	0	19
	34	673	295	288	39	13	7	0	0	31
	35	341	180	90	11	30	8	0	0	22
	36	319	168	84	13	21	2	0	0	31
	37	381	167	146	23	16	4	0	1	24
	38	278	146	89	7	16	2	1	0	17
	39	145	62	49	12	0	3	0	0	19
	40	253	139	78	12	11	5	1	0	7
	41	468	250	143	14	15	16	0	0	30
	42	489	220	186	29	20	10	0	0	24
	43	372	206	109	17	17	3	0	0	20
	44	757	335	312	29	27	13	0	0	41
	45	331	170	95	25	11	7	0	1	22
	46	454	194	179	19	21	5	0	0	36
	47	165	75	63	15	3	1	0	0	8
	48	404	183	153	24	13	9	0	0	22
	49	553	256	207	35	15	10	1	0	29
	50	405	209	118	14	20	6	0	1	37
	51	499	230	172	39	25	8	0	0	25
	52	537	288	162	18	16	11	0	0	42
	53	440	220	156	16	13	3	0	0	32
	54	150	74	51	6	4	3	0	0	12
	55	499	282	138	21	31	10	1	0	16
	56	364	194	106	23	12	2	0	0	27
	57	636	312	219	32	23	10	0	0	40

STATE SENATOR
55TH DISTRICT
DETAIL

LEGISLATIVE DISTRICT OR TOWN	ELECTION DISTRICT	TOTAL VOTES	SAMIRA G. BROUK DEM	CHRISTOPHER M. MISSICK REP	CHRISTOPHER M. MISSICK CON	SAMIRA G. BROUK WOR	CHRISTOPHER M. MISSICK IND	CHRISTOPHER M. MISSICK SAM	SCATTER	BLANK AND VOID
Irondequoit	58	551	293	162	30	21	5	0	0	40
	59	413	199	152	25	9	4	1	0	23
	60	429	201	151	27	16	9	0	0	25
	61	556	257	214	30	22	7	0	0	26
	62	451	233	137	34	18	5	0	0	24
	63	355	162	124	19	20	6	0	0	24
	64	194	110	45	2	14	3	1	0	19
	65	320	179	98	13	9	5	0	0	16
	66	279	185	55	5	10	3	0	0	21
	67	338	149	119	16	17	5	0	1	31
	68	452	235	147	15	18	3	0	0	34
Irondequoit		29,527	14,820	9,761	1,592	1,248	442	18	14	1,632
Mendon	1	811	370	329	55	12	15	0	0	30
	2	733	367	248	37	32	13	0	0	36
	3	762	310	320	65	30	17	0	0	20
	4	568	255	219	30	31	5	2	0	26
	5	702	327	271	67	17	10	0	0	10
	6	737	305	319	64	20	14	0	0	15
	7	816	322	361	67	17	7	1	0	41
	8	345	139	124	31	26	11	0	0	14
	9	601	259	264	40	18	7	0	0	13
Mendon		6,075	2,654	2,455	456	203	99	3	0	205
Penfield	1	310	140	104	21	9	7	0	0	29
	2	557	277	191	27	20	12	0	0	30
	3	470	168	214	35	17	4	0	0	32
	4	820	278	380	81	19	8	1	0	53
	5	571	256	204	46	19	10	2	0	34
	6	454	159	220	30	11	7	0	0	27
	7	487	254	145	38	19	10	2	0	19
	8	384	152	162	28	17	6	0	0	19
	9	573	331	162	32	24	4	1	0	19
	10	395	189	148	25	11	1	0	0	21
	11	336	155	137	14	11	2	0	0	17
	12	525	286	157	34	18	10	0	0	20
	13	836	392	313	43	16	9	2	0	61
	14	707	231	351	67	18	8	0	0	32
	15	813	386	304	36	28	10	0	0	49
	16	228	99	87	16	8	5	0	0	13
	17	538	231	222	26	18	15	2	0	24

STATE SENATOR
55TH DISTRICT
DETAIL

LEGISLATIVE DISTRICT OR TOWN	ELECTION DISTRICT	TOTAL VOTES	SAMIRA G. BROUK DEM	CHRISTOPHER M. MISSICK REP	CHRISTOPHER M. MISSICK CON	SAMIRA G. BROUK WOR	CHRISTOPHER M. MISSICK IND	CHRISTOPHER M. MISSICK SAM	SCATTER	BLANK AND VOID
Penfield	18	404	187	159	23	16	8	0	0	11
	19	742	354	278	40	29	12	1	0	28
	20	623	284	223	49	22	9	0	1	35
	21	592	312	190	30	16	15	0	0	29
	22	586	331	171	24	28	13	0	0	19
	23	753	357	270	50	28	11	0	0	37
	24	725	327	273	57	32	9	0	0	27
	25	463	161	216	46	8	4	0	1	27
	26	338	132	132	23	15	11	0	0	25
	27	551	276	207	31	11	4	2	0	20
	28	501	212	171	41	19	5	0	0	53
	29	806	415	268	43	33	10	0	0	37
	30	1,116	460	478	72	35	10	2	0	59
	31	349	162	125	15	8	3	2	0	34
	32	365	199	120	13	6	5	0	0	22
	33	470	209	170	45	17	8	3	0	18
	34	542	221	233	34	12	7	1	0	34
	35	816	411	295	43	23	13	0	0	31
	36	565	285	205	18	24	6	1	0	26
	37	1,078	415	505	68	18	17	3	0	52
	38	367	133	178	18	8	6	0	0	24
	39	428	190	181	25	12	3	0	0	17
	40	739	300	317	35	19	13	0	1	54
	41	723	289	342	31	10	11	1	0	39
	42	606	233	278	34	13	14	0	0	34
Penfield		24,252	10,839	9,486	1,507	745	355	26	3	1,291
Perinton	1	872	384	357	68	24	7	1	0	31
	2	659	355	218	36	25	11	1	0	13
	3	466	217	176	33	11	6	0	0	23
	4	507	256	171	29	16	6	1	0	28
	5	316	159	99	21	20	6	0	0	11
	6	453	251	131	22	22	9	2	1	15
	7	577	301	204	34	20	8	0	0	10
	8	493	238	182	27	19	10	1	0	16
	9	731	334	290	46	19	15	0	0	27
	10	588	319	188	28	20	9	0	0	24
	11	365	165	135	24	18	6	0	0	17
	12	486	244	175	32	17	2	0	0	16
	13	437	202	187	20	11	6	2	0	9
	14	492	229	190	33	17	7	0	0	16

STATE SENATOR
55TH DISTRICT
DETAIL

LEGISLATIVE DISTRICT OR TOWN	ELECTION DISTRICT	TOTAL VOTES	SAMIRA G. BROUK DEM	CHRISTOPHER M. MISSICK REP	CHRISTOPHER M. MISSICK CON	SAMIRA G. BROUK WOR	CHRISTOPHER M. MISSICK IND	CHRISTOPHER M. MISSICK SAM	SCATTER	BLANK AND VOID
Perinton	15	635	278	258	25	28	7	1	1	37
	16	400	195	154	20	12	8	0	0	11
	17	537	295	171	26	23	7	0	0	15
	18	492	229	186	25	18	7	2	0	25
	19	473	211	190	33	17	4	0	0	18
	20	491	236	182	28	16	3	0	0	26
	21	648	311	227	44	24	10	3	0	29
	22	379	186	135	21	13	8	0	0	16
	23	767	392	280	37	23	8	1	0	26
	24	809	361	332	41	19	8	0	1	47
	25	406	234	112	25	15	5	1	0	14
	26	540	257	230	34	9	4	1	0	5
	27	432	182	184	19	20	5	0	0	22
	28	432	197	177	25	11	5	0	0	17
	29	320	162	108	18	19	5	1	0	7
	30	551	262	209	27	21	7	1	0	24
	31	592	285	222	31	24	7	3	0	20
	32	473	247	141	37	20	11	1	1	15
	33	548	315	160	24	24	10	0	0	15
	34	770	361	293	54	14	6	1	0	41
	35	445	204	165	32	17	8	1	0	18
	36	418	235	127	19	17	5	1	0	14
	37	578	283	209	31	21	5	0	0	29
	38	765	347	299	42	29	7	0	2	39
	39	700	306	286	53	16	9	1	0	29
	40	406	187	160	21	17	6	2	0	13
	41	358	164	132	34	12	6	0	0	10
	42	564	257	220	33	18	9	0	0	27
	43	1,006	450	430	52	24	10	2	1	37
	44	442	212	168	26	12	8	0	0	16
	45	1,002	459	416	68	21	7	0	0	31
	46	308	164	81	25	12	5	0	0	21
	47	622	284	241	38	13	18	0	1	27
	48	454	224	163	24	16	7	2	0	18
	49	432	214	175	24	3	2	0	0	14
	50	230	125	55	13	13	2	0	0	22
	51	656	229	336	53	15	5	0	0	18
	52	688	372	240	26	11	9	0	0	30
	53	439	219	157	28	16	8	0	0	11
	54	954	419	418	54	22	8	0	1	32
	55	538	241	239	21	14	5	0	0	18

STATE SENATOR
55TH DISTRICT
DETAIL

LEGISLATIVE DISTRICT OR TOWN	ELECTION DISTRICT	TOTAL VOTES	SAMIRA G. BROUK DEM	CHRISTOPHER M. MISSICK REP	CHRISTOPHER M. MISSICK CON	SAMIRA G. BROUK WOR	CHRISTOPHER M. MISSICK IND	CHRISTOPHER M. MISSICK SAM	SCATTER	BLANK AND VOID
Perinton	56	979	415	434	56	25	11	1	0	37
Perinton		31,121	14,860	11,805	1,820	993	403	34	9	1,197
Pittsford	1	442	255	139	18	14	4	1	0	11
	2	477	294	118	21	22	4	0	0	18
	3	699	382	241	25	15	3	0	0	33
	4	684	368	241	29	23	7	0	0	16
	5	392	245	98	14	20	1	0	0	14
	6	347	217	85	5	9	4	0	0	27
	7	254	152	73	11	8	2	0	0	8
	8	487	215	207	28	9	8	2	0	18
	9	521	252	196	23	17	7	1	0	25
	10	755	386	302	30	23	4	0	0	10
	11	447	209	160	32	15	8	0	0	23
	12	544	294	192	19	18	8	0	0	13
	13	367	178	128	16	24	9	0	0	12
	14	647	336	246	22	19	6	2	0	16
	15	457	228	155	17	22	6	0	0	29
	16	423	248	133	18	10	5	0	0	9
	17	651	396	174	34	20	8	1	0	18
	18	459	267	141	24	14	3	0	0	10
	19	314	133	118	42	7	4	0	0	10
	20	523	288	172	22	15	7	1	0	18
	21	568	344	154	25	19	9	0	0	17
	22	618	341	207	28	17	6	0	0	19
	23	452	214	167	34	11	4	0	0	22
	24	588	315	210	30	12	4	0	0	17
	25	605	332	187	29	14	11	0	0	32
	26	517	257	189	31	20	8	0	0	12
	27	484	297	137	21	14	3	0	1	11
	28	514	293	180	10	18	2	1	0	10
	29	498	217	215	28	15	3	0	0	20
	30	484	276	169	13	17	2	0	0	7
	31	635	333	235	24	17	6	0	1	19
	32	585	311	209	25	14	4	0	0	22
	33	914	497	301	51	26	6	0	0	33
	34	956	512	339	37	22	14	0	0	32
Pittsford		18,308	9,882	6,218	836	560	190	9	2	611
Rush	1	701	261	306	61	26	11	0	1	35
	2	440	108	253	41	11	5	0	0	22

STATE SENATOR
55TH DISTRICT
DETAIL

LEGISLATIVE DISTRICT OR TOWN	ELECTION DISTRICT	TOTAL VOTES	SAMIRA G. BROUK DEM	CHRISTOPHER M. MISSICK REP	CHRISTOPHER M. MISSICK CON	SAMIRA G. BROUK WOR	CHRISTOPHER M. MISSICK IND	CHRISTOPHER M. MISSICK SAM	SCATTER	BLANK AND VOID
Rush	3	601	266	235	40	24	12	0	0	24
	4	656	219	327	49	23	14	0	0	24
Rush		2,398	854	1,121	191	84	42	0	1	105
TOWNS		114,773	55,351	41,933	6,569	3,988	1,573	94	32	5,233
GRAND TOTAL:		145,184	75,912	46,274	7,373	6,363	1,878	126	54	7,204

STATE SENATOR
56TH DISTRICT
SUMMARY

LEGISLATIVE DISTRICT OR TOWN	TOTAL VOTES	JEREMY A. COONEY	MIKE BARRY	MIKE BARRY	JEREMY A. COONEY	MIKE BARRY	SCATTER	BLANK AND VOID
		DEM	REP	CON	WOR	IND		
Leg. Dist. 07	958	459	310	47	49	17	1	75
Leg. Dist. 22	3,479	2,540	296	57	140	20	9	417
Leg. Dist. 23	538	363	65	10	65	7	2	26
Leg. Dist. 24	901	633	82	15	145	7	0	19
Leg. Dist. 25	5,116	3,695	484	77	329	41	17	473
Leg. Dist. 26	6,374	3,597	1,621	257	312	98	23	466
Leg. Dist. 27	2,108	1,439	281	45	79	15	11	238
Leg. Dist. 28	6,030	4,087	880	145	285	57	26	550
Leg. Dist. 29	2,808	1,946	363	70	117	11	6	295
CITY	28,312	18,759	4,382	723	1,521	273	95	2,559
Brighton	20,425	13,157	4,276	627	1,238	236	22	869
Clarkson	3,811	1,165	1,902	364	103	65	0	212
Gates	15,484	6,801	5,867	896	565	209	16	1,130
Greece	52,471	20,655	22,438	3,731	1,635	653	69	3,290
Hamlin	4,661	1,285	2,468	392	122	75	7	312
Parma	9,289	2,669	4,804	839	276	135	5	561
TOWNS	106,141	45,732	41,755	6,849	3,939	1,373	119	6,374
GRAND TOTAL:	134,453	64,491	46,137	7,572	5,460	1,646	214	8,933

STATE SENATOR
56TH DISTRICT
DETAIL

LEGISLATIVE DISTRICT OR TOWN	ELECTION DISTRICT	TOTAL VOTES	JEREMY A. COONEY	MIKE BARRY	MIKE BARRY	JEREMY A. COONEY	MIKE BARRY	SCATTER	BLANK AND VOID
			DEM	REP	CON	WOR	IND		
Leg. Dist. 07	1	586	257	215	27	35	12	0	40
	2	<u>372</u>	<u>202</u>	<u>95</u>	<u>20</u>	<u>14</u>	<u>5</u>	<u>1</u>	<u>35</u>
Leg. Dist. 07		958	459	310	47	49	17	1	75
Leg. Dist. 22	2	146	109	10	1	2	0	0	24
	3	235	155	23	5	3	0	0	49
	4	168	127	13	3	2	1	0	22
	5	242	187	15	1	9	2	1	27
	6	261	202	12	4	6	4	0	33
	7	149	98	11	2	7	1	0	30
	9	185	135	17	1	10	1	2	19
	10	211	173	10	4	1	0	1	22
	13	102	71	3	1	9	1	1	16
	14	241	176	19	1	11	1	1	32
	15	231	170	12	7	15	2	0	25
	16	114	86	10	2	5	0	0	11
	18	164	108	24	1	3	1	1	26
	19	157	119	10	3	3	3	0	19
	21	181	128	15	3	7	0	0	28
	25	521	373	67	16	35	2	2	26
	26	<u>171</u>	<u>123</u>	<u>25</u>	<u>2</u>	<u>12</u>	<u>1</u>	<u>0</u>	<u>8</u>
Leg. Dist. 22		3,479	2,540	296	57	140	20	9	417
Leg. Dist. 23	28	471	320	54	7	60	5	1	24
	29	<u>67</u>	<u>43</u>	<u>11</u>	<u>3</u>	<u>5</u>	<u>2</u>	<u>1</u>	<u>2</u>
Leg. Dist. 23		538	363	65	10	65	7	2	26
Leg. Dist. 24	1	461	327	39	9	70	3	0	13
	2	212	148	23	3	35	1	0	2
	20	89	61	9	1	14	2	0	2
	22	<u>139</u>	<u>97</u>	<u>11</u>	<u>2</u>	<u>26</u>	<u>1</u>	<u>0</u>	<u>2</u>
Leg. Dist. 24		901	633	82	15	145	7	0	19
Leg. Dist. 25	1	502	368	63	5	31	3	1	31
	5	321	251	13	1	15	1	0	40
	9	153	127	4	2	4	0	0	16
	10	387	293	27	3	27	3	3	31
	12	381	254	26	6	72	5	1	17
	15	258	197	14	2	8	1	0	36
	16	316	224	25	3	17	2	1	44
	17	223	185	5	0	2	1	0	30
	18	439	322	41	9	14	0	2	51

STATE SENATOR
56TH DISTRICT
DETAIL

LEGISLATIVE DISTRICT OR TOWN	ELECTION DISTRICT	TOTAL VOTES	JEREMY A. COONEY	MIKE BARRY	MIKE BARRY	JEREMY A. COONEY	MIKE BARRY	SCATTER	BLANK AND VOID
			DEM	REP	CON	WOR	IND		
Leg. Dist. 25	19	286	201	51	11	14	2	0	7
	20	223	140	45	4	11	2	0	21
	21	288	200	30	7	15	2	0	34
	22	291	227	21	3	18	5	4	13
	23	117	85	6	0	14	0	0	12
	25	717	477	92	17	47	9	3	72
	26	76	52	8	1	10	3	0	2
	27	111	74	12	2	6	2	2	13
	28	27	18	1	1	4	0	0	3
		<u>5,116</u>	<u>3,695</u>	<u>484</u>	<u>77</u>	<u>329</u>	<u>41</u>	<u>17</u>	<u>473</u>
Leg. Dist. 25									
Leg. Dist. 26	1	614	290	196	33	36	14	1	44
	2	306	150	104	21	15	4	0	12
	3	257	161	54	5	10	4	0	23
	4	331	174	99	14	13	5	1	25
	5	329	195	71	14	18	8	1	22
	6	308	209	45	13	16	0	1	24
	7	351	201	81	12	14	3	0	40
	8	437	301	64	6	22	5	2	37
	9	412	252	74	15	29	8	3	31
	10	386	249	63	11	25	5	0	33
	11	369	201	101	17	14	4	0	32
	12	391	184	148	17	13	2	2	25
	13	370	187	123	19	16	2	1	22
	14	447	231	123	22	31	8	4	28
	15	347	241	46	5	16	10	5	24
	16	389	208	123	19	14	6	0	19
	17	330	163	106	14	10	10	2	25
		<u>6,374</u>	<u>3,597</u>	<u>1,621</u>	<u>257</u>	<u>312</u>	<u>98</u>	<u>23</u>	<u>466</u>
Leg. Dist. 26									
Leg. Dist. 27	8	649	502	24	7	27	3	3	83
	18	432	271	86	13	11	4	2	45
	20	279	212	17	2	6	0	4	38
	22	345	212	70	9	18	3	1	32
	25	187	114	40	7	7	5	1	13
	26	216	128	44	7	10	0	0	27
		<u>2,108</u>	<u>1,439</u>	<u>281</u>	<u>45</u>	<u>79</u>	<u>15</u>	<u>11</u>	<u>238</u>
Leg. Dist. 27									
Leg. Dist. 28	1	353	259	44	3	16	2	2	27
	2	212	130	37	7	9	3	3	23
	3	233	164	24	5	8	3	1	28
	4	227	131	37	7	9	4	0	39

STATE SENATOR
56TH DISTRICT
DETAIL

LEGISLATIVE DISTRICT OR TOWN	ELECTION DISTRICT	TOTAL VOTES	JEREMY A. COONEY	MIKE BARRY	MIKE BARRY	JEREMY A. COONEY	MIKE BARRY	SCATTER	BLANK AND VOID
			DEM	REP	CON	WOR	IND		
Leg. Dist. 28	5	177	117	26	4	8	2	0	20
	6	442	309	62	13	13	7	2	36
	7	589	375	107	15	30	3	2	57
	8	270	189	22	5	13	2	1	38
	9	378	262	61	11	20	1	2	21
	10	136	87	20	7	8	2	1	11
	11	259	164	42	4	14	2	0	33
	12	217	148	33	1	10	2	0	23
	13	348	232	57	10	13	3	4	29
	14	343	239	45	10	19	2	1	27
	15	131	101	15	1	5	0	0	9
	16	283	180	45	9	17	6	2	24
	17	57	33	11	1	3	0	0	9
	18	339	253	42	8	11	4	0	21
	19	5	4	0	0	0	0	0	1
	20	478	315	75	13	29	5	3	38
	21	392	275	61	7	24	2	1	22
	22	161	120	14	4	6	2	1	14
Leg. Dist. 28		6,030	4,087	880	145	285	57	26	550
Leg. Dist. 29	1	44	27	9	2	4	0	0	2
	2	107	69	7	7	7	0	0	17
	3	14	11	0	0	1	0	0	2
	7	255	150	52	7	27	2	0	17
	10	451	321	68	11	9	2	0	40
	13	221	152	16	3	15	1	2	32
	15	343	242	39	8	9	2	2	41
	16	133	104	11	2	3	1	0	12
	17	224	144	49	11	6	0	2	12
	20	445	334	45	8	19	0	0	39
	25	388	254	55	11	9	2	0	57
	26	178	135	12	0	8	1	0	22
	28	5	3	0	0	0	0	0	2
Leg. Dist. 29		2,808	1,946	363	70	117	11	6	295
CITY		28,312	18,759	4,382	723	1,521	273	95	2,559
Brighton	1	582	407	95	14	41	2	0	23
	2	339	179	102	14	20	9	0	15
	3	425	242	117	6	24	5	1	30
	4	496	336	93	10	34	9	0	14
	5	467	307	84	15	44	4	0	13
	6	648	414	139	20	41	5	0	29

STATE SENATOR
56TH DISTRICT
DETAIL

LEGISLATIVE DISTRICT OR TOWN	ELECTION DISTRICT	TOTAL VOTES	JEREMY A. COONEY	MIKE BARRY	MIKE BARRY	JEREMY A. COONEY	MIKE BARRY	SCATTER	BLANK AND VOID
			DEM	REP	CON	WOR	IND		
Brighton	7	415	244	89	13	33	7	1	28
	8	504	283	171	11	9	7	1	22
	9	422	281	72	19	29	9	1	11
	10	525	354	112	18	27	5	0	9
	11	560	352	100	28	42	8	3	27
	12	592	396	112	16	45	6	2	15
	13	342	226	60	11	22	5	0	18
	14	394	275	62	6	34	6	0	11
	15	404	254	81	20	26	3	1	19
	16	321	154	127	14	7	5	0	14
	17	261	186	38	4	9	2	0	22
	18	448	312	72	10	34	5	0	15
	19	284	194	56	13	13	2	1	5
	20	386	243	75	16	27	1	2	22
	21	410	250	87	10	38	5	2	18
	22	483	321	101	18	24	8	0	11
	23	387	279	65	12	17	6	1	7
	24	507	300	126	20	14	6	0	41
	25	350	219	65	10	45	2	0	9
	26	329	178	98	7	28	11	0	7
	27	364	240	81	5	21	2	3	12
	28	626	415	125	13	39	8	0	26
	29	325	173	115	10	8	4	0	15
	30	779	515	161	12	26	5	0	60
	31	386	282	55	8	21	5	1	14
	32	506	335	83	17	48	5	1	17
	33	546	359	120	17	36	4	0	10
	34	454	303	88	16	30	3	0	14
	35	401	271	72	9	24	4	1	20
	36	473	312	81	17	35	7	0	21
	37	378	276	64	7	14	6	0	11
	38	538	358	103	25	32	4	0	16
	39	387	235	90	15	24	6	0	17
	40	766	514	149	23	42	5	0	33
	41	707	443	147	25	33	10	0	49
	42	149	102	27	8	9	0	0	3
	43	489	300	115	17	23	9	0	25
	44	260	144	68	7	18	1	0	22
	45	357	214	86	14	24	4	0	15
	46	253	180	47	7	4	1	0	14
Brighton		20,425	13,157	4,276	627	1,238	236	22	869
Clarkson	1	756	210	419	56	18	15	0	38

STATE SENATOR
56TH DISTRICT
DETAIL

LEGISLATIVE DISTRICT OR TOWN	ELECTION DISTRICT	TOTAL VOTES	JEREMY A. COONEY	MIKE BARRY	MIKE BARRY	JEREMY A. COONEY	MIKE BARRY	SCATTER	BLANK AND VOID
			DEM	REP	CON	WOR	IND		
Clarkson	2	96	28	48	7	7	0	0	6
	3	561	209	256	50	13	7	0	26
	4	802	186	451	91	16	15	0	43
	5	1,114	351	524	114	38	15	0	72
	6	482	181	204	46	11	13	0	27
Clarkson Gates		3,811	1,165	1,902	364	103	65	0	212
	1	348	181	94	25	20	7	0	21
	2	423	186	156	17	28	3	0	33
	3	465	221	159	29	17	3	2	34
	4	421	197	154	34	14	2	0	20
	5	454	209	160	29	19	8	0	29
	6	480	257	144	24	21	11	0	23
	7	1,025	390	454	51	22	12	1	95
	8	321	114	139	19	16	4	0	29
	9	498	237	179	16	14	10	1	41
	10	229	121	74	15	8	5	0	6
	11	324	128	128	15	19	5	0	29
	12	291	127	100	19	14	4	0	27
	13	506	214	194	18	21	7	1	51
	14	344	148	117	30	9	4	0	36
	15	741	337	278	30	22	13	0	61
	16	382	181	133	20	16	2	0	30
	17	478	238	173	26	12	4	1	24
	18	511	172	220	51	17	8	2	41
	19	377	163	137	28	15	6	0	28
	20	411	181	158	23	15	7	0	27
	21	360	148	156	10	20	4	0	22
	22	327	148	110	29	19	2	4	15
	23	433	177	167	40	12	5	0	32
	24	1,018	480	367	57	30	18	2	64
	25	382	158	150	20	15	6	0	33
	26	521	189	250	34	18	6	0	24
	27	592	259	234	29	17	7	0	46
	28	329	142	131	19	12	3	0	22
	29	437	214	143	23	19	9	0	29
	30	265	103	119	12	7	3	0	21
	31	356	147	153	18	7	5	0	26
	32	447	207	157	39	12	4	1	27
	33	249	133	80	15	7	1	0	13
	34	422	173	180	16	11	4	1	37
	35	317	121	119	16	20	7	0	34
Gates		15,484	6,801	5,867	896	565	209	16	1,130

STATE SENATOR
56TH DISTRICT
DETAIL

LEGISLATIVE DISTRICT OR TOWN	ELECTION DISTRICT	TOTAL VOTES	JEREMY A. COONEY	MIKE BARRY	MIKE BARRY	JEREMY A. COONEY	MIKE BARRY	SCATTER	BLANK AND VOID
			DEM	REP	CON	WOR	IND		
Greece	1	422	161	179	40	13	3	1	25
	2	552	178	273	48	15	11	0	27
	3	413	158	176	21	16	9	1	32
	4	395	176	153	25	8	4	1	28
	5	342	145	134	16	19	7	0	21
	6	322	146	112	18	21	3	0	22
	7	490	200	205	26	16	5	0	38
	8	411	177	146	30	22	5	1	30
	9	434	194	151	24	25	8	0	32
	10	386	176	143	19	16	8	1	23
	11	246	108	89	14	14	8	0	13
	12	293	115	121	18	13	2	0	24
	13	370	178	139	25	11	6	0	11
	14	298	130	104	25	17	5	0	17
	15	375	139	167	39	14	2	0	14
	16	313	115	139	26	12	3	1	17
	17	559	201	255	42	20	10	3	28
	18	484	205	199	28	15	5	4	28
	19	368	162	145	17	19	3	0	22
	20	441	181	179	22	25	5	1	28
	21	384	143	159	31	22	12	0	17
	22	321	135	120	26	17	2	0	21
	23	556	236	211	40	15	5	2	47
	24	558	176	296	35	10	10	0	31
	25	458	203	171	27	13	2	1	41
	26	351	144	136	29	12	2	0	28
	27	838	363	319	51	28	9	5	63
	28	546	194	256	40	19	8	0	29
	29	434	185	182	24	9	6	1	27
	30	303	117	115	29	12	1	0	29
	31	366	144	156	31	15	2	0	18
	32	441	212	159	22	15	8	1	24
	33	532	183	245	40	18	6	0	40
	34	479	156	224	46	20	4	1	28
	35	405	155	164	33	18	4	0	31
	36	605	240	255	46	14	5	2	43
	37	303	106	135	28	11	4	0	19
	38	657	255	292	45	26	9	1	29
	39	311	130	122	27	6	2	0	24
	40	363	164	145	22	10	1	0	21
	41	495	218	178	37	18	5	0	39
	42	418	196	150	25	14	1	2	30
	43	518	160	255	51	11	11	0	30

STATE SENATOR
56TH DISTRICT
DETAIL

LEGISLATIVE DISTRICT OR TOWN	ELECTION DISTRICT	TOTAL VOTES	JEREMY A. COONEY	MIKE BARRY	MIKE BARRY	JEREMY A. COONEY	MIKE BARRY	SCATTER	BLANK AND VOID
			DEM	REP	CON	WOR	IND		
Greece	44	635	248	277	50	13	6	1	40
	45	758	222	410	68	12	12	0	34
	46	321	155	101	18	22	4	2	19
	47	394	152	153	39	18	9	0	23
	48	319	145	123	21	7	4	1	18
	49	327	146	135	23	4	4	0	15
	50	408	150	176	32	24	3	0	23
	51	280	104	112	25	9	4	0	26
	52	591	237	251	37	30	9	4	23
	53	431	223	138	25	11	5	2	27
	54	518	145	267	51	13	4	0	38
	55	335	114	169	20	9	4	0	19
	56	518	218	210	35	14	10	0	31
	57	445	163	200	33	9	8	0	32
	58	563	222	249	39	15	5	0	33
	59	421	271	76	19	19	7	1	28
	60	379	160	150	27	15	7	2	18
	61	461	222	175	21	11	6	0	26
	62	637	268	262	36	25	5	1	40
	63	480	222	169	29	20	5	1	34
	64	401	148	168	22	21	4	1	37
	65	417	177	159	25	6	7	0	43
	66	284	129	98	21	8	0	2	26
	67	397	127	204	29	9	5	0	23
	68	543	185	246	48	12	10	0	42
	69	286	95	135	23	13	4	0	16
	70	1,353	427	717	96	30	18	5	60
	71	532	204	232	34	14	5	0	43
	72	662	276	281	48	10	4	0	43
	73	304	139	98	23	14	4	0	26
	74	441	228	144	22	12	5	0	30
	75	363	142	157	18	10	6	2	28
	76	358	99	196	28	13	4	0	18
	77	507	206	210	36	10	4	0	41
	78	327	124	151	24	8	4	0	16
	79	984	328	464	98	15	16	1	62
	80	541	192	251	45	12	11	0	30
	81	300	112	136	20	13	3	0	16
	82	575	303	173	21	34	8	2	34
	83	311	146	104	25	12	2	1	21
	84	552	219	238	37	19	4	0	35
	85	589	230	241	41	19	13	0	45
	86	549	181	276	53	4	2	0	33

STATE SENATOR
56TH DISTRICT
DETAIL

LEGISLATIVE DISTRICT OR TOWN	ELECTION DISTRICT	TOTAL VOTES	JEREMY A. COONEY	MIKE BARRY	MIKE BARRY	JEREMY A. COONEY	MIKE BARRY	SCATTER	BLANK AND VOID
			DEM	REP	CON	WOR	IND		
Greece									
	87	375	161	145	32	9	6	1	21
	88	534	231	222	44	9	7	0	21
	89	387	153	171	23	11	1	0	28
	90	579	198	263	60	15	3	1	39
	91	842	287	405	69	23	5	0	53
	92	813	353	322	47	21	9	1	60
	93	649	305	242	34	19	10	1	38
	94	545	220	226	35	23	3	0	38
	95	355	161	132	19	15	4	0	24
	96	602	292	216	41	10	9	2	32
	97	847	313	393	51	16	14	1	59
	98	816	325	343	56	31	10	1	50
	99	499	155	266	50	10	6	0	12
	100	701	267	324	46	19	10	0	35
	101	314	98	149	27	12	5	0	23
	102	764	275	361	49	17	11	0	51
	103	525	189	246	46	12	5	1	26
	104	374	130	176	30	9	4	1	24
	105	593	201	299	39	10	9	0	35
	106	453	149	230	36	6	7	0	25
	107	417	131	216	31	12	3	0	24
	108	425	132	221	36	6	5	0	25
	109	709	265	334	37	18	12	0	43
		<u>52,471</u>	<u>20,655</u>	<u>22,438</u>	<u>3,731</u>	<u>1,635</u>	<u>653</u>	<u>69</u>	<u>3,290</u>
Greece									
Hamlin									
	1	496	172	232	31	15	3	0	43
	2	510	140	277	48	7	11	3	24
	3	545	146	298	44	9	11	0	37
	4	370	83	218	38	11	7	0	13
	5	495	121	261	52	13	8	0	40
	6	415	140	198	30	10	4	2	31
	7	603	177	314	46	20	9	1	36
	8	353	81	190	33	17	6	0	26
	9	317	80	179	24	5	9	1	19
	10	557	145	301	46	15	7	0	43
		<u>4,661</u>	<u>1,285</u>	<u>2,468</u>	<u>392</u>	<u>122</u>	<u>75</u>	<u>7</u>	<u>312</u>
Hamlin									
Parma									
	1	666	214	297	84	22	14	1	34
	2	705	185	378	68	22	8	1	43
	3	561	150	302	45	17	9	0	38
	4	591	131	351	56	18	14	1	20
	5	373	113	190	34	12	3	0	21

STATE SENATOR
56TH DISTRICT
DETAIL

LEGISLATIVE DISTRICT OR TOWN	ELECTION DISTRICT	TOTAL VOTES	JEREMY A. COONEY	MIKE BARRY	MIKE BARRY	JEREMY A. COONEY	MIKE BARRY	SCATTER	BLANK AND VOID
			DEM	REP	CON	WOR	IND		
Parma	6	297	72	177	27	5	2	0	14
	7	557	152	283	59	22	4	0	37
	8	678	222	330	48	19	4	0	55
	9	601	159	344	50	16	4	0	28
	10	555	130	285	76	15	10	0	39
	11	624	194	303	64	15	8	0	40
	12	691	240	330	48	24	7	1	41
	13	1,151	335	610	81	31	29	0	65
	14	527	167	260	34	19	9	0	38
	15	712	205	364	65	19	10	1	48
Parma		9,289	2,669	4,804	839	276	135	5	561
TOWNS		106,141	45,732	41,755	6,849	3,939	1,373	119	6,374
GRAND TOTAL:		134,453	64,491	46,137	7,572	5,460	1,646	214	8,933

STATE SENATOR
59TH DISTRICT
DETAIL

LEGISLATIVE DISTRICT OR TOWN	ELECTION DISTRICT	TOTAL VOTES	JASON W. KLIMEK DEM	PATRICK M. GALLIVAN REP	PATRICK M. GALLIVAN CON	PATRICK M. GALLIVAN IND	SCATTER	BLANK AND VOID
Henrietta								
	1	607	271	260	32	11	1	32
	2	530	248	191	36	12	0	43
	3	313	196	75	16	5	0	21
	4	541	315	154	30	9	0	33
	5	492	213	200	41	11	0	27
	6	463	206	185	28	14	0	30
	7	389	190	149	27	9	1	13
	8	421	181	176	29	9	0	26
	9	409	209	148	17	4	0	31
	10	474	206	183	38	6	0	41
	11	448	229	147	25	6	1	40
	12	440	189	182	30	11	0	28
	13	953	519	298	51	14	1	70
	14	441	237	128	30	12	1	33
	15	803	400	273	49	17	0	64
	16	279	129	94	11	9	0	36
	17	526	279	158	41	20	1	27
	18	577	274	210	28	8	0	57
	19	437	211	156	28	10	0	32
	20	823	407	294	48	11	1	62
	21	373	174	140	31	7	0	21
	22	683	353	246	45	9	0	30
	23	556	300	173	31	11	0	41
	24	599	330	177	33	13	0	46
	25	426	178	172	43	9	0	24
	26	1,028	459	417	76	14	2	60
	27	726	326	287	43	16	2	52
	28	594	240	264	43	8	0	39
	29	1,813	944	597	105	27	0	140
	30	1,300	707	402	79	23	1	88
	31	350	188	101	19	9	1	32
	32	727	395	246	43	8	0	35
	33	356	158	133	23	9	1	32
	34	351	186	116	19	13	0	17
	35	704	308	284	45	13	0	54
Henrietta		20,952	10,355	7,416	1,313	397	14	1,457
Wheatland								
	1	522	210	230	48	10	0	24
	2	520	129	279	54	15	0	43
	3	645	284	267	38	17	0	39
	4	571	251	222	42	13	0	43
	5	604	156	325	79	14	0	30
Wheatland		2,862	1,030	1,323	261	69	0	179
GRAND TOTAL:		23,814	11,385	8,739	1,574	466	14	1,636

STATE SENATOR
61ST DISTRICT
SUMMARY

LEGISLATIVE DISTRICT OR TOWN	TOTAL VOTES	JACQUALINE G. BERGER DEM	EDWARD A. RATH, III REP	EDWARD A. RATH, III CON	EDWARD A. RATH, III IND	EDWARD A. RATH, III SAM	SCATTER	BLANK AND VOID
Leg. Dist. 24	2,298	1,677	352	60	29	3	5	172
Leg. Dist. 25	3,057	2,402	187	35	15	5	6	407
Leg. Dist. 27	7,516	5,942	481	141	46	2	26	878
CITY	12,871	10,021	1,020	236	90	10	37	1,457
Chili	16,670	7,099	6,897	1,274	245	13	8	1,134
Riga	3,579	1,075	1,839	390	51	2	0	222
TOWNS	20,249	8,174	8,736	1,664	296	15	8	1,356
GRAND TOTAL:	33,120	18,195	9,756	1,900	386	25	45	2,813

STATE SENATOR
61ST DISTRICT
DETAIL

LEGISLATIVE DISTRICT OR TOWN	ELECTION DISTRICT	TOTAL VOTES	JACQUALINE	EDWARD	EDWARD	EDWARD	EDWARD	SCATTER	BLANK AND VOID
			G. BERGER DEM	A. RATH, III REP	A. RATH, III CON	A. RATH, III IND	A. RATH, III SAM		
Leg. Dist. 24									
	3	231	187	24	4	3	0	1	12
	5	356	244	56	11	4	1	0	40
	6	294	225	48	5	2	0	0	14
	7	210	152	38	4	3	0	0	13
	8	303	222	46	7	5	1	1	21
	9	238	157	47	13	4	1	2	14
	11	240	168	38	6	2	0	0	26
	12	92	62	14	4	0	0	1	11
	17	62	34	18	1	0	0	0	9
	19	115	92	9	2	4	0	0	8
	23	112	101	5	2	1	0	0	3
	24	45	33	9	1	1	0	0	1
		<u>2,298</u>	<u>1,677</u>	<u>352</u>	<u>60</u>	<u>29</u>	<u>3</u>	<u>5</u>	<u>172</u>
Leg. Dist. 24									
Leg. Dist. 25									
	2	338	270	20	3	2	0	1	42
	3	391	296	19	4	1	0	0	71
	4	139	106	9	1	1	0	0	22
	6	343	274	24	5	4	1	2	33
	7	406	303	13	5	3	1	1	80
	8	354	305	12	2	0	0	0	35
	11	168	142	2	3	0	0	2	19
	13	302	242	12	0	1	1	0	46
	14	208	167	18	6	0	2	0	15
	24	82	50	17	0	0	0	0	15
	29	127	94	16	5	1	0	0	11
	30	199	153	25	1	2	0	0	18
		<u>3,057</u>	<u>2,402</u>	<u>187</u>	<u>35</u>	<u>15</u>	<u>5</u>	<u>6</u>	<u>407</u>
Leg. Dist. 25									
Leg. Dist. 27									
	1	486	357	44	16	3	0	2	64
	2	452	362	27	10	3	2	1	47
	3	380	291	38	15	1	0	0	35
	4	477	379	31	15	4	0	3	45
	5	442	354	19	7	2	0	2	58
	6	406	319	18	1	3	0	1	64
	7	402	306	39	8	3	0	0	46
	9	424	354	15	5	0	0	1	49
	10	399	311	44	6	5	0	0	33
	11	473	379	37	7	2	0	1	47
	12	328	254	24	11	3	0	1	35
	13	452	372	17	6	4	0	1	52
	14	293	234	16	2	0	0	1	40
	15	369	296	14	4	4	0	2	49
	16	394	323	22	10	2	0	2	35
	17	440	341	33	5	2	0	2	57
	19	425	333	17	9	3	0	2	61

STATE SENATOR
61ST DISTRICT
DETAIL

LEGISLATIVE DISTRICT OR TOWN	ELECTION DISTRICT	TOTAL VOTES	JACQUALINE	EDWARD	EDWARD	EDWARD	EDWARD	SCATTER	BLANK AND VOID
			G. BERGER	A. RATH, III	A. RATH, III	A. RATH, III	A. RATH, III		
<hr/>									
Leg. Dist. 27	21	212	159	17	2	1	0	1	32
	23	<u>262</u>	<u>218</u>	<u>9</u>	<u>2</u>	<u>1</u>	<u>0</u>	<u>3</u>	<u>29</u>
Leg. Dist. 27		<u>7,516</u>	<u>5,942</u>	<u>481</u>	<u>141</u>	<u>46</u>	<u>2</u>	<u>26</u>	<u>878</u>
CITY		<u>12,871</u>	<u>10,021</u>	<u>1,020</u>	<u>236</u>	<u>90</u>	<u>10</u>	<u>37</u>	<u>1,457</u>
Chili	1	388	159	146	38	7	1	0	37
	2	600	172	308	67	11	0	0	42
	3	540	223	227	45	4	0	0	41
	4	379	140	176	25	8	1	0	29
	5	441	187	170	38	5	1	1	39
	6	467	187	196	45	7	0	1	31
	7	311	162	113	15	4	0	0	17
	8	482	190	208	41	7	1	1	34
	9	443	192	180	37	6	0	0	28
	10	309	116	135	40	4	0	0	14
	11	520	211	236	29	7	1	0	36
	12	488	231	192	35	8	0	0	22
	13	700	277	324	47	12	1	0	39
	14	475	178	203	50	6	0	0	38
	15	401	156	175	36	7	0	0	27
	16	882	341	419	69	12	0	0	41
	17	1,128	419	536	82	18	0	0	73
	18	534	209	226	43	6	1	0	49
	19	427	193	177	20	4	1	0	32
	20	650	330	227	42	5	1	0	45
	21	334	129	148	22	9	1	0	25
	22	639	388	159	33	10	0	1	48
	23	418	166	197	24	3	0	0	28
	24	1,129	522	406	88	19	2	2	90
	25	379	220	110	18	8	0	0	23
	26	611	214	288	55	13	0	1	40
	27	431	193	172	35	6	0	1	24
	28	397	196	152	21	3	0	0	25
	29	300	129	125	31	3	0	0	12
	30	342	147	126	29	7	0	0	33
	31	463	232	172	28	6	0	0	25
	32	<u>662</u>	<u>290</u>	<u>268</u>	<u>46</u>	<u>10</u>	<u>1</u>	<u>0</u>	<u>47</u>
Chili		<u>16,670</u>	<u>7,099</u>	<u>6,897</u>	<u>1,274</u>	<u>245</u>	<u>13</u>	<u>8</u>	<u>1,134</u>
Riga	1	864	295	405	98	13	0	0	53
	2	627	180	329	73	12	0	0	33
	3	521	195	239	40	7	0	0	40
	4	543	139	302	57	8	1	0	36

STATE SENATOR
61ST DISTRICT
DETAIL

LEGISLATIVE DISTRICT OR TOWN	ELECTION DISTRICT	TOTAL VOTES	JACQUALINE G. BERGER	EDWARD A. RATH, III	EDWARD A. RATH, III	EDWARD A. RATH, III	EDWARD A. RATH, III	SCATTER	BLANK AND VOID
			DEM	REP	CON	IND	SAM		
Riga	5	527	144	296	51	5	1	0	30
	6	497	122	268	71	6	0	0	30
Riga		3,579	1,075	1,839	390	51	2	0	222
TOWNS		20,249	8,174	8,736	1,664	296	15	8	1,356
GRAND TOTAL:		33,120	18,195	9,756	1,900	386	25	45	2,813

STATE SENATOR
62ND DISTRICT
DETAIL

LEGISLATIVE DISTRICT OR TOWN	ELECTION DISTRICT	TOTAL VOTES	ROBERT G. ORTT	ROBERT G. ORTT	ROBERT G. ORTT	SCATTER	BLANK AND VOID
			REP	CON	IND		
Ogden	1	509	258	52	38	0	161
	2	515	282	68	34	3	128
	3	829	473	80	47	1	228
	4	490	273	51	29	0	137
	5	512	273	61	31	1	146
	6	737	395	51	47	3	241
	7	342	187	53	25	0	77
	8	655	363	43	43	7	199
	9	511	263	56	28	1	163
	10	533	281	59	40	5	148
	11	597	328	81	35	1	152
	12	789	468	70	47	3	201
	13	618	328	61	47	3	179
	14	507	273	54	29	1	150
	15	767	458	93	34	5	177
	16	356	219	44	16	1	76
	17	506	283	53	36	1	133
	18	840	413	88	71	5	263
	19	627	336	72	39	1	179
	20	625	353	85	39	1	147
Ogden		11,865	6,507	1,275	755	43	3,285
Sweden	1	558	265	54	43	3	193
	2	369	139	18	44	6	162
	3	605	240	67	61	3	234
	4	662	308	79	42	5	228
	5	147	60	9	12	1	65
	6	486	222	58	40	1	165
	7	512	247	49	35	1	180
	8	482	266	63	29	3	121
	9	554	271	48	55	7	173
	10	747	421	114	45	4	163
	11	205	83	22	19	3	78
	12	503	267	80	29	5	122
Sweden		5,830	2,789	661	454	42	1,884
GRAND TOTAL:		17,695	9,296	1,936	1,209	85	5,169

MEMBER OF ASSEMBLY
133RD DISTRICT
SUMMARY

LEGISLATIVE DISTRICT OR TOWN	TOTAL VOTES	CHARON K. SATTLER-LEBLANC	MARJORIE L. BYRNES	MARJORIE L. BYRNES	CHARON K. SATTLER-LEBLANC	MARJORIE L. BYRNES	SCATTER	BLANK AND VOID
		DEM	REP	CON	WOR	IND		
Mendon	6,075	2,451	2,550	464	191	114	1	304
Pittsford	18,308	9,265	6,441	858	548	289	1	906
Rush	2,398	761	1,146	202	74	58	1	156
Wheatland	2,862	930	1,362	272	76	66	1	155
GRAND TOTAL:	<u>29,643</u>	<u>13,407</u>	<u>11,499</u>	<u>1,796</u>	<u>889</u>	<u>527</u>	<u>4</u>	<u>1,521</u>

MEMBER OF ASSEMBLY
133RD DISTRICT
DETAIL

LEGISLATIVE DISTRICT OR TOWN	ELECTION DISTRICT	TOTAL VOTES	CHARON K. SATTLER-LEBLANC		MARJORIE L. BYRNES		CHARON K. SATTLER-LEBLANC		SCATTER	BLANK AND VOID
			DEM	REP	CON	WOR	IND			
Mendon	1	811	347	334	54	15	17	0	44	
	2	733	346	262	45	27	13	0	40	
	3	762	274	338	65	26	18	1	40	
	4	568	227	234	31	36	3	0	37	
	5	702	310	280	67	13	10	0	22	
	6	737	282	331	64	17	19	0	24	
	7	816	291	370	66	18	13	0	58	
	8	345	129	136	31	23	13	0	13	
	9	601	245	265	41	16	8	0	26	
		6,075	2,451	2,550	464	191	114	1	304	
Mendon										
Pittsford	1	442	232	143	16	14	7	0	30	
	2	477	282	117	21	24	9	0	24	
	3	699	351	257	25	17	11	0	38	
	4	684	341	239	35	23	11	1	34	
	5	392	217	110	14	20	6	0	25	
	6	347	208	89	3	10	7	0	30	
	7	254	143	74	10	10	3	0	14	
	8	487	203	211	27	9	11	0	26	
	9	521	231	207	22	17	11	0	33	
	10	755	364	309	28	26	7	0	21	
	11	447	198	160	32	15	9	0	33	
	12	544	279	201	18	18	10	0	18	
	13	367	173	130	17	18	11	0	18	
	14	647	318	251	25	20	7	0	26	
	15	457	221	152	17	25	9	0	33	
	16	423	230	147	16	10	5	0	15	
	17	651	388	170	36	16	11	0	30	
	18	459	252	145	25	13	4	0	20	
	19	314	112	129	42	8	6	0	17	
	20	523	273	174	25	18	12	0	21	
	21	568	336	155	23	13	12	0	29	
	22	618	322	220	34	14	6	0	22	
	23	452	194	179	36	11	7	0	25	
	24	588	286	226	30	12	8	0	26	
	25	605	317	203	32	12	11	0	30	
	26	517	231	196	36	24	13	0	17	
	27	484	269	153	19	14	5	0	24	
	28	514	271	190	9	19	5	0	20	
	29	498	216	209	31	7	7	0	28	
	30	484	260	179	12	16	2	0	15	
	31	635	321	236	26	15	11	0	26	
	32	585	295	215	25	15	8	0	27	
	33	914	458	318	49	23	12	0	54	

MEMBER OF ASSEMBLY
133RD DISTRICT
DETAIL

LEGISLATIVE DISTRICT OR TOWN	ELECTION DISTRICT	TOTAL VOTES	CHARON K. SATTLER-LEBLANC DEM	MARJORIE L. BYRNES REP	MARJORIE L. BYRNES CON	CHARON K. SATTLER-LEBLANC WOR	MARJORIE L. BYRNES IND	SCATTER	BLANK AND VOID
Pittsford	34	956	473	347	42	22	15	0	57
Pittsford		18,308	9,265	6,441	858	548	289	1	906
Rush	1	701	233	306	70	24	16	1	51
	2	440	99	250	42	9	9	0	31
	3	601	227	262	41	22	14	0	35
	4	656	202	328	49	19	19	0	39
Rush		2,398	761	1,146	202	74	58	1	156
Wheatland	1	522	181	238	46	24	8	0	25
	2	520	113	292	59	9	18	0	29
	3	645	265	270	43	18	15	0	34
	4	571	228	226	43	17	15	1	41
	5	604	143	336	81	8	10	0	26
Wheatland		2,862	930	1,362	272	76	66	1	155
GRAND TOTAL:		29,643	13,407	11,499	1,796	889	527	4	1,521

MEMBER OF ASSEMBLY
134TH DISTRICT
SUMMARY

LEGISLATIVE DISTRICT OR TOWN	TOTAL VOTES	CAROLYN D. CARROL DEM	JOSH JENSEN REP	JOSH JENSEN CON	DYLAN P. DAILOR WOR	ERICKA JONES GRE	JOSH JENSEN IND	SCATTER	BLANK AND VOID
Greece	52,471	19,662	21,914	3,647	1,093	772	842	10	4,531
Ogden	11,865	3,808	5,456	998	173	170	216	1	1,043
Parma	9,289	2,454	4,875	839	173	105	150	3	690
GRAND TOTAL:	73,625	25,924	32,245	5,484	1,439	1,047	1,208	14	6,264

MEMBER OF ASSEMBLY
134TH DISTRICT
DETAIL

LEGISLATIVE DISTRICT OR TOWN	ELECTION DISTRICT	TOTAL VOTES	CAROLYN D. CARROL DEM	JOSH JENSEN REP	JOSH JENSEN CON	DYLAN P. DAILOR WOR	ERICKA JONES GRE	JOSH JENSEN IND	SCATTER	BLANK AND VOID
Greece										
	1	422	151	169	39	11	9	6	0	37
	2	552	165	261	46	11	14	10	1	44
	3	413	149	169	25	12	7	9	0	42
	4	395	165	148	24	6	4	5	0	43
	5	342	133	136	15	8	13	9	0	28
	6	322	134	114	19	8	9	6	0	32
	7	490	199	193	26	6	7	8	0	51
	8	411	159	144	31	19	9	9	0	40
	9	434	184	160	20	17	7	11	0	35
	10	386	168	137	19	12	11	5	0	34
	11	246	102	87	12	12	8	6	0	19
	12	293	111	110	19	9	1	3	0	40
	13	370	177	126	26	5	5	7	0	24
	14	298	126	107	27	8	5	4	0	21
	15	375	143	161	33	7	4	5	0	22
	16	313	96	145	30	5	7	6	0	24
	17	559	182	265	41	11	8	13	0	39
	18	484	189	201	29	11	14	5	0	35
	19	368	164	139	15	10	5	4	0	31
	20	441	173	165	25	19	7	9	0	43
	21	384	145	150	30	13	9	10	0	27
	22	321	131	115	23	13	5	3	0	31
	23	556	218	222	36	9	3	11	1	56
	24	558	167	289	36	6	4	14	0	42
	25	458	201	151	32	12	5	5	0	52
	26	351	140	125	25	10	8	2	0	41
	27	838	347	297	52	21	13	16	0	92
	28	546	184	257	38	11	3	10	0	43
	29	434	160	182	25	8	9	13	0	37
	30	303	123	108	27	3	5	5	0	32
	31	366	133	162	31	6	3	4	0	27
	32	441	199	158	21	12	9	9	1	32
	33	532	170	237	36	14	5	5	0	65
	34	479	141	226	46	7	8	13	0	38
	35	405	165	159	26	6	2	4	0	43
	36	605	221	253	46	9	11	4	1	60
	37	303	103	134	27	4	6	2	0	27
	38	657	248	275	45	20	15	12	0	42
	39	311	128	117	26	6	6	2	0	26
	40	363	148	140	23	11	7	2	0	32
	41	495	206	168	35	15	9	7	0	55
	42	418	185	150	30	8	4	3	0	38
	43	518	146	258	54	8	3	10	0	39
	44	635	242	271	46	9	9	7	0	51
	45	758	219	403	64	10	2	14	0	46
	46	321	151	95	16	20	7	5	0	27

MEMBER OF ASSEMBLY
134TH DISTRICT
DETAIL

LEGISLATIVE DISTRICT OR TOWN	ELECTION DISTRICT	TOTAL VOTES	CAROLYN D. CARROL DEM	JOSH JENSEN REP	JOSH JENSEN CON	DYLAN P. DAILOR WOR	ERICKA JONES GRE	JOSH JENSEN IND	SCATTER	BLANK AND VOID
Greece	47	394	154	148	33	12	8	10	0	29
	48	319	127	114	21	8	7	6	0	36
	49	327	127	145	22	2	6	6	0	19
	50	408	147	166	32	11	6	9	0	37
	51	280	108	107	22	4	3	4	0	32
	52	591	235	252	36	16	8	13	1	30
	53	431	220	135	21	7	9	4	0	35
	54	518	127	285	40	7	5	10	0	44
	55	335	112	165	25	2	2	5	0	24
	56	518	210	199	35	17	4	10	0	43
	57	445	149	193	30	6	6	10	0	51
	58	563	207	249	42	7	8	4	0	46
	59	421	245	74	16	17	18	10	0	41
	60	379	151	151	30	12	7	6	0	22
	61	461	204	173	21	12	8	6	0	37
	62	637	255	254	32	18	12	8	0	58
	63	480	213	159	31	8	10	12	0	47
	64	401	145	163	20	8	8	5	1	51
	65	417	169	158	23	5	3	11	0	48
	66	284	122	102	23	1	5	2	0	29
	67	397	116	201	32	10	7	3	0	28
	68	543	186	234	47	10	7	10	0	49
	69	286	92	136	23	4	4	4	0	23
	70	1,353	402	713	93	22	7	25	0	91
	71	532	196	210	26	17	14	8	1	60
	72	662	258	270	52	5	10	7	0	60
	73	304	126	96	23	14	4	6	0	35
	74	441	233	129	22	5	5	9	0	38
	75	363	137	152	15	16	4	5	1	33
	76	358	105	190	27	3	5	4	0	24
	77	507	202	202	36	9	2	4	0	52
	78	327	113	148	20	6	3	5	0	32
	79	984	315	440	96	19	9	13	0	92
	80	541	187	239	45	7	5	12	0	46
	81	300	102	137	23	9	1	5	0	23
	82	575	293	177	23	20	18	6	0	38
	83	311	137	101	26	7	6	2	0	32
	84	552	209	230	35	8	8	10	0	52
	85	589	219	245	42	12	5	15	0	51
	86	549	173	276	55	3	1	5	0	36
	87	375	136	154	34	7	6	11	0	27
	88	534	223	204	42	8	7	9	0	41
	89	387	140	167	23	6	4	2	0	45
	90	579	182	269	54	7	10	7	0	50
	91	842	281	387	67	15	12	9	0	71
	92	813	319	326	41	21	21	10	0	75

MEMBER OF ASSEMBLY
134TH DISTRICT
DETAIL

LEGISLATIVE DISTRICT OR TOWN	ELECTION DISTRICT	TOTAL VOTES	CAROLYN D. CARROL	JOSH JENSEN	JOSH JENSEN	DYLAN P. DAILOR	ERICKA JONES	JOSH JENSEN	SCATTER	BLANK AND VOID
			DEM	REP	CON	WOR	GRE	IND		
Greece										
	93	649	285	235	36	12	11	14	0	56
	94	545	201	246	30	13	10	7	0	38
	95	355	149	134	15	12	12	5	0	28
	96	602	282	208	40	9	12	7	0	44
	97	847	309	375	56	12	11	11	1	72
	98	816	336	312	57	20	12	11	1	67
	99	499	151	263	45	3	2	4	0	31
	100	701	243	331	44	13	7	11	0	52
	101	314	100	143	26	5	6	5	0	29
	102	764	250	355	47	14	8	16	0	74
	103	525	180	238	52	9	3	5	0	38
	104	374	126	159	32	2	5	7	0	43
	105	593	199	291	37	7	4	13	0	42
	106	453	134	225	34	9	7	7	0	37
	107	417	126	213	31	7	3	6	0	31
	108	425	140	202	32	4	0	7	0	40
	109	709	251	320	39	14	7	17	0	61
		52,471	19,662	21,914	3,647	1,093	772	842	10	4,531
Greece Ogden										
	1	509	197	209	39	11	5	9	0	39
	2	515	179	228	49	8	12	11	0	28
	3	829	271	405	65	4	12	9	0	63
	4	490	137	243	46	10	4	7	0	43
	5	512	145	243	42	10	6	14	0	52
	6	737	268	309	42	11	18	14	0	75
	7	342	81	170	45	4	2	9	0	31
	8	655	214	312	31	6	15	10	0	67
	9	511	183	223	41	12	10	7	0	35
	10	533	190	232	46	6	6	8	0	45
	11	597	177	266	68	6	10	10	0	60
	12	789	220	412	53	6	8	21	0	69
	13	618	214	266	46	11	12	14	0	55
	14	507	177	221	38	12	4	8	0	47
	15	767	223	377	70	9	5	12	0	71
	16	356	79	195	42	5	0	6	0	29
	17	506	154	232	45	6	4	11	0	54
	18	840	302	340	67	20	14	13	0	84
	19	627	210	269	58	9	12	9	1	59
	20	625	187	304	65	7	11	14	0	37
		11,865	3,808	5,456	998	173	170	216	1	1,043
Ogden Parma										
	1	666	189	307	84	12	13	12	0	49
	2	705	176	380	64	14	2	9	1	59
	3	561	142	309	42	7	9	10	0	42
	4	591	123	350	57	11	6	13	1	30

MEMBER OF ASSEMBLY
134TH DISTRICT
DETAIL

LEGISLATIVE DISTRICT OR TOWN	ELECTION DISTRICT	TOTAL VOTES	CAROLYN D. CARROL DEM	JOSH JENSEN REP	JOSH JENSEN CON	DYLAN P. DAILOR WOR	ERICKA JONES GRE	JOSH JENSEN IND	SCATTER	BLANK AND VOID
Parma	5	373	107	203	32	6	3	4	0	18
	6	297	67	177	25	4	1	3	0	20
	7	557	145	285	53	13	5	9	0	47
	8	678	208	339	50	14	5	2	0	60
	9	601	156	336	52	7	9	4	0	37
	10	555	116	296	72	7	5	15	0	44
	11	624	185	303	66	13	4	9	0	44
	12	691	215	339	48	18	9	11	0	51
	13	1,151	287	625	91	18	17	31	1	81
	14	527	157	250	36	15	7	8	0	54
	15	712	181	376	67	14	10	10	0	54
Parma		<u>9,289</u>	<u>2,454</u>	<u>4,875</u>	<u>839</u>	<u>173</u>	<u>105</u>	<u>150</u>	<u>3</u>	<u>690</u>
GRAND TOTAL:		<u><u>73,625</u></u>	<u><u>25,924</u></u>	<u><u>32,245</u></u>	<u><u>5,484</u></u>	<u><u>1,439</u></u>	<u><u>1,047</u></u>	<u><u>1,208</u></u>	<u><u>14</u></u>	<u><u>6,264</u></u>

MEMBER OF ASSEMBLY
135TH DISTRICT
SUMMARY

LEGISLATIVE DISTRICT OR TOWN	TOTAL VOTES	JEN LUNSFORD	MARK C. JOHNS	MARK C. JOHNS	JEN LUNSFORD	MARK C. JOHNS	SCATTER	BLANK AND VOID
		DEM	REP	CON	WOR	IND		
East Rochester	3,092	1,461	1,083	153	168	54	2	171
Penfield	24,252	10,934	9,345	1,481	876	364	1	1,251
Perinton	31,121	14,949	11,633	1,774	1,089	441	11	1,224
Webster	28,018	11,226	12,152	1,979	861	374	2	1,424
GRAND TOTAL:	86,483	38,570	34,213	5,387	2,994	1,233	16	4,070

MEMBER OF ASSEMBLY
135TH DISTRICT
DETAIL

LEGISLATIVE DISTRICT OR TOWN	ELECTION DISTRICT	TOTAL VOTES	JEN LUNSFORD	MARK C. JOHNS	MARK C. JOHNS	JEN LUNSFORD	MARK C. JOHNS	SCATTER	BLANK AND VOID
			DEM	REP	CON	WOR	IND		
East Rochester	1	555	258	198	24	28	11	0	36
	2	426	183	166	15	24	9	0	29
	3	407	174	154	28	19	7	1	24
	4	436	224	138	15	28	7	0	24
	5	388	193	133	24	18	5	1	14
	6	461	229	152	22	28	12	0	18
	7	419	200	142	25	23	3	0	26
East Rochester		3,092	1,461	1,083	153	168	54	2	171
Penfield	1	310	147	92	21	11	10	0	29
	2	557	285	178	24	28	12	0	30
	3	470	170	217	34	17	2	0	30
	4	820	275	387	79	24	10	0	45
	5	571	268	194	41	24	13	0	31
	6	454	161	217	33	13	4	0	26
	7	487	250	150	40	18	11	0	18
	8	384	151	159	29	17	6	0	22
	9	573	330	158	30	27	9	1	18
	10	395	193	139	25	15	3	0	20
	11	336	151	139	14	13	4	0	15
	12	525	282	155	33	26	4	0	25
	13	836	388	315	41	20	13	0	59
	14	707	232	351	65	20	8	0	31
	15	813	396	300	36	27	11	0	43
	16	228	102	81	12	14	7	0	12
	17	538	231	223	23	23	17	0	21
	18	404	194	153	21	19	8	0	9
	19	742	348	279	41	33	12	0	29
	20	623	283	219	52	23	10	0	36
	21	592	316	188	30	19	10	0	29
	22	586	331	166	28	34	10	0	17
	23	753	369	263	53	27	8	0	33
	24	725	329	270	58	32	7	0	29
	25	463	162	217	44	9	4	0	27
	26	338	135	131	26	16	10	0	20
	27	551	280	201	31	15	6	0	18
	28	501	220	165	39	22	12	0	43
	29	806	402	278	39	37	11	0	39
	30	1,116	458	479	72	41	11	0	55
	31	349	154	128	14	15	3	0	35
	32	365	198	118	14	8	6	0	21
	33	470	223	163	43	18	6	0	17

MEMBER OF ASSEMBLY
135TH DISTRICT
DETAIL

LEGISLATIVE DISTRICT OR TOWN	ELECTION DISTRICT	TOTAL VOTES	JEN LUNSFORD	MARK C. JOHNS	MARK C. JOHNS	JEN LUNSFORD	MARK C. JOHNS	SCATTER	BLANK AND VOID
			DEM	REP	CON	WOR	IND		
Penfield									
	34	542	226	225	34	14	6	0	37
	35	816	414	287	41	29	13	0	32
	36	565	288	197	18	28	6	0	28
	37	1,078	419	495	58	27	16	0	63
	38	367	143	164	16	12	6	0	26
	39	428	193	179	27	13	3	0	13
	40	739	320	305	33	20	14	0	47
	41	723	289	341	34	16	7	0	36
	42	606	228	279	35	12	15	0	37
Penfield		24,252	10,934	9,345	1,481	876	364	1	1,251
Perinton									
	1	872	402	340	64	27	7	0	32
	2	659	344	217	36	31	14	0	17
	3	466	218	170	35	15	5	0	23
	4	507	244	176	24	27	9	0	27
	5	316	164	93	20	22	6	0	11
	6	453	248	134	21	25	9	1	15
	7	577	307	193	30	23	11	0	13
	8	493	228	191	27	19	11	0	17
	9	731	335	293	44	17	14	0	28
	10	588	327	178	28	20	11	0	24
	11	365	162	139	21	18	5	0	20
	12	486	232	175	36	22	3	0	18
	13	437	207	182	21	11	6	0	10
	14	492	227	189	31	16	10	0	19
	15	635	284	255	27	22	9	0	38
	16	400	197	152	21	9	6	0	15
	17	537	302	162	25	21	8	0	19
	18	492	236	182	28	15	9	0	22
	19	473	213	183	33	21	6	0	17
	20	491	236	182	26	22	3	0	22
	21	648	308	228	41	26	10	0	35
	22	379	180	140	23	13	7	0	16
	23	767	375	286	42	27	13	0	24
	24	809	379	325	39	17	9	0	40
	25	406	236	112	21	16	5	0	16
	26	540	259	226	34	10	5	0	6
	27	432	186	183	17	22	4	0	20
	28	432	197	187	21	12	7	0	8
	29	320	170	100	16	21	7	0	6
	30	551	254	212	28	26	7	0	24
	31	592	291	223	30	18	8	0	22

MEMBER OF ASSEMBLY
135TH DISTRICT
DETAIL

LEGISLATIVE DISTRICT OR TOWN	ELECTION DISTRICT	TOTAL VOTES	JEN LUNSFORD	MARK C. JOHNS	MARK C. JOHNS	JEN LUNSFORD	MARK C. JOHNS	SCATTER	BLANK AND VOID
			DEM	REP	CON	WOR	IND		
Perinton									
	32	473	255	127	38	19	12	1	21
	33	548	306	164	23	28	8	0	19
	34	770	362	300	49	13	7	0	39
	35	445	200	165	36	17	11	0	16
	36	418	237	119	18	22	5	1	16
	37	578	287	200	31	26	9	0	25
	38	765	359	294	39	30	8	2	33
	39	700	313	274	52	25	9	1	26
	40	406	199	154	20	19	7	0	7
	41	358	161	128	32	13	11	0	13
	42	564	251	228	28	23	7	0	27
	43	1,006	445	423	57	30	14	1	36
	44	442	215	161	28	14	9	0	15
	45	1,002	469	407	59	23	9	0	35
	46	308	166	79	26	12	5	0	20
	47	622	291	237	34	18	13	1	28
	48	454	226	157	28	15	8	0	20
	49	432	203	185	26	2	2	0	14
	50	230	126	53	9	14	1	0	27
	51	656	240	325	52	13	5	0	21
	52	688	367	227	29	15	9	0	41
	53	439	211	161	25	19	9	2	12
	54	954	431	403	54	25	7	1	33
	55	538	240	241	20	12	6	0	19
	56	979	441	413	51	31	6	0	37
Perinton		31,121	14,949	11,633	1,774	1,089	441	11	1,224
Webster									
	1	503	202	227	30	16	7	0	21
	2	953	464	333	48	42	12	0	54
	3	640	294	238	48	17	10	0	33
	4	325	136	131	24	19	5	0	10
	5	556	227	238	35	28	12	0	16
	6	491	215	206	26	14	2	0	28
	7	630	242	262	50	25	6	0	45
	8	504	190	218	38	11	13	0	34
	9	533	192	251	44	17	2	0	27
	10	1,269	486	570	101	36	14	0	62
	11	661	251	304	53	13	6	0	34
	12	707	247	355	48	19	11	0	27
	13	504	190	232	36	22	4	0	20
	14	488	212	198	37	21	12	0	8
	15	404	158	183	21	14	6	0	22

MEMBER OF ASSEMBLY
135TH DISTRICT
DETAIL

LEGISLATIVE DISTRICT OR TOWN	ELECTION DISTRICT	TOTAL VOTES	JEN LUNSFORD	MARK C. JOHNS	MARK C. JOHNS	JEN LUNSFORD	MARK C. JOHNS	SCATTER	BLANK AND VOID
			DEM	REP	CON	WOR	IND		
Webster	16	809	343	338	56	22	7	0	43
	17	510	185	247	39	14	7	0	18
	18	398	158	181	22	15	6	0	16
	19	829	300	396	63	23	10	0	37
	20	922	291	477	73	16	15	0	50
	21	690	277	294	45	25	11	1	37
	22	583	214	265	49	22	7	0	26
	23	467	186	188	43	21	10	0	19
	24	1,526	605	657	129	36	28	0	71
	25	306	129	125	24	7	3	0	18
	26	618	236	268	51	17	6	0	40
	27	1,195	519	491	76	31	12	0	66
	28	566	224	259	46	19	2	0	16
	29	395	171	155	30	8	7	0	24
	30	426	202	145	17	23	5	0	34
	31	658	227	308	62	12	4	0	45
	32	736	269	337	56	18	4	0	52
	33	554	219	241	42	23	7	0	22
	34	329	136	136	25	9	4	0	19
	35	393	144	173	44	13	6	0	13
	36	486	211	196	36	8	2	0	33
	37	973	403	420	48	36	21	0	45
	38	634	279	253	37	11	15	0	39
	39	528	248	203	29	13	5	0	30
	40	1,322	566	560	66	39	14	1	76
	41	831	320	398	53	19	14	0	27
	42	634	254	266	46	19	16	0	33
	43	532	204	229	33	28	4	0	34
Webster		<u>28,018</u>	<u>11,226</u>	<u>12,152</u>	<u>1,979</u>	<u>861</u>	<u>374</u>	<u>2</u>	<u>1,424</u>
GRAND TOTAL:		<u>86,483</u>	<u>38,570</u>	<u>34,213</u>	<u>5,387</u>	<u>2,994</u>	<u>1,233</u>	<u>16</u>	<u>4,070</u>

MEMBER OF ASSEMBLY
136TH DISTRICT
SUMMARY

LEGISLATIVE DISTRICT OR TOWN	TOTAL VOTES	SARAH CLARK DEM	SARAH CLARK WOR	STEVEN G. BECKER LBT	JUSTIN F. WILCOX IND	SCATTER	BLANK AND VOID
Leg. Dist. 07	958	473	68	49	63	1	304
Leg. Dist. 16	14	9	1	0	1	0	3
Leg. Dist. 21	1,495	993	137	54	71	1	239
Leg. Dist. 23	3,867	2,497	295	180	222	3	670
Leg. Dist. 26	6,374	3,588	444	243	384	10	1,705
Leg. Dist. 28	3,870	2,545	267	88	144	3	823
Leg. Dist. 29	1,546	1,011	77	38	59	1	360
CITY	18,124	11,116	1,289	652	944	19	4,104
Brighton	20,425	13,262	1,425	830	1,119	11	3,778
Irondequoit	29,527	15,988	1,955	1,443	1,892	28	8,221
TOWNS	49,952	29,250	3,380	2,273	3,011	39	11,999
GRAND TOTAL:	68,076	40,366	4,669	2,925	3,955	58	16,103

MEMBER OF ASSEMBLY
136TH DISTRICT
DETAIL

LEGISLATIVE DISTRICT OR TOWN	ELECTION DISTRICT	TOTAL VOTES	SARAH CLARK	SARAH CLARK	STEVEN G. BECKER	JUSTIN F. WILCOX	SCATTER	BLANK AND VOID
			DEM	WOR	LBT	IND		
Leg. Dist. 07								
	1	586	268	44	30	50	0	194
	2	<u>372</u>	<u>205</u>	<u>24</u>	<u>19</u>	<u>13</u>	<u>1</u>	<u>110</u>
Leg. Dist. 07		958	473	68	49	63	1	304
Leg. Dist. 16								
	1	<u>14</u>	<u>9</u>	<u>1</u>	<u>0</u>	<u>1</u>	<u>0</u>	<u>3</u>
Leg. Dist. 16		14	9	1	0	1	0	3
Leg. Dist. 21								
	7	590	398	47	20	23	0	102
	8	186	132	23	1	8	0	22
	20	202	140	19	11	11	0	21
	24	<u>517</u>	<u>323</u>	<u>48</u>	<u>22</u>	<u>29</u>	<u>1</u>	<u>94</u>
Leg. Dist. 21		1,495	993	137	54	71	1	239
Leg. Dist. 23								
	12	456	301	35	23	21	1	75
	16	201	134	14	9	11	0	33
	18	716	459	46	32	50	0	129
	19	409	252	26	20	39	1	71
	22	309	205	24	14	10	1	55
	24	360	221	27	13	19	0	80
	25	491	319	40	23	27	0	82
	26	626	421	56	25	31	0	93
	27	<u>299</u>	<u>185</u>	<u>27</u>	<u>21</u>	<u>14</u>	<u>0</u>	<u>52</u>
Leg. Dist. 23		3,867	2,497	295	180	222	3	670
Leg. Dist. 26								
	1	614	312	47	22	45	2	186
	2	306	153	24	12	24	1	92
	3	257	154	14	8	15	1	65
	4	331	170	15	13	23	1	109
	5	329	182	28	19	16	0	84
	6	308	200	18	6	11	0	73
	7	351	194	20	10	19	0	108
	8	437	292	29	10	17	0	89
	9	412	253	36	13	23	0	87
	10	386	249	30	11	16	0	80
	11	369	205	24	12	17	0	111
	12	391	185	28	23	28	0	127
	13	370	186	20	18	27	2	117
	14	447	239	39	21	33	1	114
	15	347	231	29	10	18	0	59
	16	389	214	21	22	33	0	99
	17	<u>330</u>	<u>169</u>	<u>22</u>	<u>13</u>	<u>19</u>	<u>2</u>	<u>105</u>
Leg. Dist. 26		6,374	3,588	444	243	384	10	1,705

MEMBER OF ASSEMBLY
136TH DISTRICT
DETAIL

LEGISLATIVE DISTRICT OR TOWN	ELECTION DISTRICT	TOTAL VOTES	SARAH CLARK	SARAH CLARK	STEVEN G. BECKER	JUSTIN F. WILCOX	SCATTER	BLANK AND VOID
			DEM	WOR	LBT	IND		
<u>Leg. Dist. 28</u>								
	1	353	232	25	8	10	1	77
	2	212	142	16	6	8	0	40
	4	227	126	17	8	5	0	71
	5	177	113	10	1	5	1	47
	6	442	297	18	16	19	0	92
	7	589	366	45	18	22	1	137
	9	378	263	25	3	21	0	66
	16	283	176	21	5	14	0	67
	18	339	259	21	5	4	0	50
	20	478	309	40	13	17	0	99
	21	<u>392</u>	<u>262</u>	<u>29</u>	<u>5</u>	<u>19</u>	<u>0</u>	<u>77</u>
Leg. Dist. 28		3,870	2,545	267	88	144	3	823
<u>Leg. Dist. 29</u>								
	8	109	71	7	1	3	0	27
	17	224	144	7	8	12	0	53
	18	323	190	33	14	11	1	74
	21	433	284	21	11	25	0	92
	22	159	118	1	1	4	0	35
	23	<u>298</u>	<u>204</u>	<u>8</u>	<u>3</u>	<u>4</u>	<u>0</u>	<u>79</u>
Leg. Dist. 29		<u>1,546</u>	<u>1,011</u>	<u>77</u>	<u>38</u>	<u>59</u>	<u>1</u>	<u>360</u>
CITY		18,124	11,116	1,289	652	944	19	4,104
<u>Brighton</u>								
	1	582	405	42	20	31	0	84
	2	339	187	24	16	27	0	85
	3	425	245	22	16	40	0	102
	4	496	329	44	18	24	0	81
	5	467	295	53	15	23	2	79
	6	648	414	45	28	30	2	129
	7	415	251	36	8	27	0	93
	8	504	299	9	21	31	0	144
	9	422	278	34	20	23	0	67
	10	525	361	31	21	33	0	79
	11	560	363	47	31	29	1	89
	12	592	396	51	33	27	0	85
	13	342	222	23	8	23	0	66
	14	394	275	33	20	30	0	36
	15	404	258	30	13	25	0	78
	16	321	164	14	9	16	1	117
	17	261	190	9	7	8	0	47
	18	448	319	40	16	15	0	58
	19	284	200	14	11	17	0	42
	20	386	236	32	14	21	0	83
	21	410	255	34	20	23	1	77

MEMBER OF ASSEMBLY
136TH DISTRICT
DETAIL

LEGISLATIVE DISTRICT OR TOWN	ELECTION DISTRICT	TOTAL VOTES	SARAH CLARK DEM	SARAH CLARK WOR	STEVEN G. BECKER LBT	JUSTIN F. WILCOX IND	SCATTER	BLANK AND VOID
Brighton	22	483	327	27	22	34	0	73
	23	387	274	20	12	26	1	54
	24	507	307	19	13	24	1	143
	25	350	219	44	9	10	0	68
	26	329	182	34	30	32	0	51
	27	364	246	23	16	20	1	58
	28	626	417	51	24	27	0	107
	29	325	183	17	16	17	0	92
	30	779	525	39	18	32	0	165
	31	386	272	28	13	18	0	55
	32	506	322	46	20	32	0	86
	33	546	362	31	20	48	0	85
	34	454	302	38	17	8	1	88
	35	401	274	30	13	15	0	69
	36	473	314	39	29	19	0	72
	37	378	266	14	17	33	0	48
	38	538	347	37	29	24	0	101
	39	387	240	36	22	22	0	67
	40	766	533	38	26	29	0	140
	41	707	451	49	32	36	0	139
	42	149	96	8	6	20	0	19
	43	489	304	36	21	31	0	97
	44	260	150	21	14	13	0	62
	45	357	222	28	17	17	0	73
	46	253	185	5	9	9	0	45
Brighton		20,425	13,262	1,425	830	1,119	11	3,778
Irondequoit	1	732	409	59	27	55	0	182
	2	372	198	28	24	19	0	103
	3	560	275	42	28	41	0	174
	4	229	100	22	17	11	0	79
	5	457	263	36	27	26	0	105
	6	651	389	58	32	30	0	142
	7	599	332	44	29	46	3	145
	8	448	222	12	33	35	0	146
	9	474	237	30	13	25	1	168
	10	419	227	16	25	30	0	121
	11	255	135	22	11	16	0	71
	12	423	265	23	25	21	0	89
	13	559	345	39	24	26	0	125
	14	641	308	41	52	39	2	199
	15	521	265	37	18	34	1	166
	16	714	412	42	35	43	1	181
	17	324	181	20	18	31	0	74

MEMBER OF ASSEMBLY
136TH DISTRICT
DETAIL

<u>LEGISLATIVE DISTRICT OR TOWN</u>	<u>ELECTION DISTRICT</u>	<u>TOTAL VOTES</u>	SARAH CLARK <u>DEM</u>	SARAH CLARK <u>WOR</u>	STEVEN G. BECKER <u>LBT</u>	JUSTIN F. WILCOX <u>IND</u>	<u>SCATTER</u>	<u>BLANK AND VOID</u>
Irondequoit	18	432	224	31	27	26	0	124
	19	566	364	37	19	31	0	115
	20	371	196	15	14	26	1	119
	21	481	285	33	15	35	1	112
	22	478	260	38	20	42	0	118
	23	395	224	36	21	31	0	83
	24	405	236	29	22	20	0	98
	25	464	250	28	24	32	0	130
	26	376	225	19	14	12	0	106
	27	288	149	20	17	15	0	87
	28	426	180	19	31	36	1	159
	29	396	210	22	24	29	0	111
	30	424	226	31	19	28	0	120
	31	559	338	37	25	30	2	127
	32	509	320	51	15	31	0	92
	33	328	148	21	33	24	1	101
	34	673	314	30	42	62	0	225
	35	341	188	35	20	24	0	74
	36	319	181	28	5	22	1	82
	37	381	181	35	22	17	0	126
	38	278	153	26	6	16	0	77
	39	145	74	5	0	9	0	57
	40	253	147	13	13	19	0	61
	41	468	263	23	26	28	1	127
	42	489	232	35	45	44	0	133
	43	372	216	24	18	24	0	90
	44	757	376	50	28	51	1	251
	45	331	183	17	12	23	2	94
	46	454	202	35	19	39	1	158
	47	165	88	11	7	8	0	51
	48	404	203	25	23	36	0	117
	49	553	269	23	22	31	2	206
	50	405	223	28	13	27	0	114
	51	499	260	39	39	32	0	129
	52	537	296	30	31	21	0	159
	53	440	240	16	16	21	0	147
	54	150	87	13	4	8	0	38
	55	499	308	38	26	22	2	103
	56	364	203	26	16	18	0	101
	57	636	339	33	25	34	0	205
	58	551	317	39	19	43	1	132
	59	413	203	25	19	33	0	133
	60	429	221	21	19	31	0	137
	61	556	279	39	39	41	0	158

MEMBER OF ASSEMBLY
136TH DISTRICT
DETAIL

LEGISLATIVE DISTRICT OR TOWN	ELECTION DISTRICT	TOTAL VOTES	SARAH CLARK DEM	SARAH CLARK WOR	STEVEN G. BECKER LBT	JUSTIN F. WILCOX IND	SCATTER	BLANK AND VOID
Irondequoit								
	62	451	241	31	26	25	1	127
	63	355	176	29	27	30	0	93
	64	194	124	7	2	7	1	53
	65	320	197	17	6	18	0	82
	66	279	187	11	4	12	0	65
	67	338	167	31	12	20	0	108
	68	452	252	29	14	20	1	136
Irondequoit		<u>29,527</u>	<u>15,988</u>	<u>1,955</u>	<u>1,443</u>	<u>1,892</u>	<u>28</u>	<u>8,221</u>
TOWNS		<u>49,952</u>	<u>29,250</u>	<u>3,380</u>	<u>2,273</u>	<u>3,011</u>	<u>39</u>	<u>11,999</u>
GRAND TOTAL:		<u><u>68,076</u></u>	<u><u>40,366</u></u>	<u><u>4,669</u></u>	<u><u>2,925</u></u>	<u><u>3,955</u></u>	<u><u>58</u></u>	<u><u>16,103</u></u>

MEMBER OF ASSEMBLY
137TH DISTRICT
SUMMARY

LEGISLATIVE DISTRICT OR TOWN	TOTAL VOTES	DEMOND	DEMOND	SCATTER	BLANK AND VOID
		L. MEEKS	L. MEEKS		
		DEM	WOR		
Leg. Dist. 21	3,167	2,356	281	8	522
Leg. Dist. 22	5,980	4,566	297	12	1,105
Leg. Dist. 23	262	192	25	3	42
Leg. Dist. 25	7,439	5,653	533	33	1,220
Leg. Dist. 27	9,624	7,574	647	36	1,367
Leg. Dist. 28	512	350	24	3	135
Leg. Dist. 29	3,269	2,350	244	5	670
CITY	30,253	23,041	2,051	100	5,061
Gates	15,484	7,369	1,491	53	6,571
TOWNS	15,484	7,369	1,491	53	6,571
GRAND TOTAL:	45,737	30,410	3,542	153	11,632

MEMBER OF ASSEMBLY
137TH DISTRICT
DETAIL

LEGISLATIVE DISTRICT OR TOWN	ELECTION DISTRICT	TOTAL VOTES	DEMOND	DEMOND	SCATTER	BLANK AND VOID
			L. MEEKS DEM	L. MEEKS WOR		
Leg. Dist. 21						
	5	260	180	46	0	34
	11	342	256	20	0	66
	13	283	198	45	0	40
	16	186	126	15	1	44
	18	300	223	21	0	56
	19	192	155	7	2	28
	21	332	255	22	0	55
	22	396	295	31	1	69
	23	344	250	34	2	58
	25	303	243	24	1	35
	27	229	175	16	1	37
Leg. Dist. 21		3,167	2,356	281	8	522
Leg. Dist. 22						
	1	452	370	17	0	65
	2	146	116	4	0	26
	3	235	151	5	0	79
	4	168	133	5	0	30
	5	242	188	8	0	46
	6	261	194	10	0	57
	7	149	108	7	0	34
	8	276	209	12	2	53
	9	185	143	12	0	30
	10	211	175	2	0	34
	11	313	236	20	1	56
	12	183	141	9	0	33
	13	102	70	12	1	19
	14	241	190	13	0	38
	15	231	192	15	0	24
	16	114	85	8	0	21
	17	129	103	4	0	22
	18	164	111	9	0	44
	19	157	119	3	2	33
	20	263	204	10	1	48
	21	181	130	12	0	39
	22	277	210	12	0	55
	23	171	130	10	1	30
	24	141	110	5	0	26
	25	521	373	47	4	97
	26	171	130	11	0	30
	27	296	245	15	0	36
Leg. Dist. 22		5,980	4,566	297	12	1,105
Leg. Dist. 23						
	23	262	192	25	3	42
Leg. Dist. 23		262	192	25	3	42

MEMBER OF ASSEMBLY
137TH DISTRICT
DETAIL

LEGISLATIVE DISTRICT OR TOWN	ELECTION DISTRICT	TOTAL VOTES	DEMOND	DEMOND	SCATTER	BLANK AND VOID
			L. MEEKS DEM	L. MEEKS WOR		
Leg. Dist. 25						
	1	502	367	47	4	84
	2	338	273	24	0	41
	3	391	317	14	1	59
	4	139	98	7	3	31
	5	321	253	13	2	53
	6	343	240	62	2	39
	7	406	332	18	0	56
	8	354	309	12	0	33
	9	153	127	7	1	18
	10	387	294	32	1	60
	11	168	154	7	0	7
	13	302	247	19	0	36
	14	208	146	35	0	27
	15	258	201	8	0	49
	16	316	225	20	2	69
	17	223	189	5	1	28
	18	439	337	22	2	78
	19	286	204	15	1	66
	20	223	143	18	1	61
	21	288	217	24	1	46
	22	291	233	24	6	28
	23	117	85	17	1	14
	24	82	52	1	0	29
	25	717	479	60	3	175
	26	76	52	13	1	10
	27	111	79	9	0	23
Leg. Dist. 25		7,439	5,653	533	33	1,220
Leg. Dist. 27						
	1	486	367	33	3	83
	2	452	370	28	4	50
	3	380	285	30	1	64
	4	477	385	32	3	57
	5	442	373	29	0	40
	6	406	335	20	0	51
	7	402	309	36	1	56
	8	649	533	30	2	84
	9	424	347	32	4	41
	10	399	312	28	2	57
	11	473	387	22	3	61
	12	328	255	28	1	44
	13	452	375	30	0	47
	14	293	234	17	0	42
	15	369	311	22	2	34
	16	394	313	34	3	44

MEMBER OF ASSEMBLY
137TH DISTRICT
DETAIL

LEGISLATIVE DISTRICT OR TOWN	ELECTION DISTRICT	TOTAL VOTES	DEMOND	DEMOND	SCATTER	BLANK AND VOID
			L. MEEKS DEM	L. MEEKS WOR		
Leg. Dist. 27						
	17	440	356	21	3	60
	18	432	269	40	1	122
	19	425	367	23	0	35
	20	279	235	12	0	32
	21	212	169	19	1	23
	22	345	220	33	2	90
	23	262	211	18	0	33
	25	187	117	16	0	54
	26	216	139	14	0	63
Leg. Dist. 27		9,624	7,574	647	36	1,367
Leg. Dist. 28						
	3	233	167	8	0	58
	12	217	146	14	2	55
	17	57	35	2	1	19
	19	5	2	0	0	3
Leg. Dist. 28		512	350	24	3	135
Leg. Dist. 29						
	2	107	69	13	0	25
	10	451	336	20	1	94
	11	328	209	25	0	94
	12	434	312	49	0	73
	13	221	157	13	0	51
	14	145	108	7	3	27
	15	343	241	23	1	78
	16	133	105	5	0	23
	20	445	330	29	0	86
	24	484	347	50	0	87
	26	178	136	10	0	32
Leg. Dist. 29		3,269	2,350	244	5	670
CITY		30,253	23,041	2,051	100	5,061
Gates						
	1	348	195	46	1	106
	2	423	209	44	1	169
	3	465	234	48	1	182
	4	421	190	38	3	190
	5	454	246	43	0	165
	6	480	270	46	0	164
	7	1,025	430	100	5	490
	8	321	123	46	0	152
	9	498	262	35	2	199
	10	229	139	18	1	71
	11	324	144	51	0	129
	12	291	134	33	0	124

MEMBER OF ASSEMBLY
137TH DISTRICT
DETAIL

LEGISLATIVE DISTRICT OR TOWN	ELECTION DISTRICT	TOTAL VOTES	DEMOND	DEMOND	SCATTER	BLANK AND VOID
			L. MEEKS DEM	L. MEEKS WOR		
Gates	13	506	230	57	2	217
	14	344	155	35	1	153
	15	741	369	54	1	317
	16	382	189	44	1	148
	17	478	252	40	2	184
	18	511	192	48	1	270
	19	377	170	36	3	168
	20	411	200	33	0	178
	21	360	155	42	1	162
	22	327	154	33	2	138
	23	433	195	42	1	195
	24	1,018	539	90	3	386
	25	382	181	33	0	168
	26	521	210	49	2	260
	27	592	271	47	1	273
	28	329	150	28	2	149
	29	437	220	47	2	168
	30	265	118	16	1	130
	31	356	161	31	5	159
	32	447	223	45	4	175
	33	249	131	19	0	99
	34	422	183	35	4	200
	35	317	145	39	0	133
Gates		<u>15,484</u>	<u>7,369</u>	<u>1,491</u>	<u>53</u>	<u>6,571</u>
TOWNS		<u>15,484</u>	<u>7,369</u>	<u>1,491</u>	<u>53</u>	<u>6,571</u>
GRAND TOTAL:		<u><u>45,737</u></u>	<u><u>30,410</u></u>	<u><u>3,542</u></u>	<u><u>153</u></u>	<u><u>11,632</u></u>

MEMBER OF ASSEMBLY
138TH DISTRICT
SUMMARY

LEGISLATIVE DISTRICT OR TOWN	TOTAL VOTES	HARRY B. BRONSON DEM	PETER VAZQUEZ REP	PETER VAZQUEZ CON	HARRY B. BRONSON WOR	PETER VAZQUEZ LBT	HARRY B. BRONSON IND	SCATTER	BLANK AND VOID
Leg. Dist. 21	4,660	3,105	649	143	359	62	63	5	274
Leg. Dist. 23	6,943	4,557	996	190	642	108	111	6	333
Leg. Dist. 24	6,596	4,445	760	142	774	100	89	6	280
Leg. Dist. 25	734	491	62	15	113	11	10	1	31
Leg. Dist. 28	1,648	1,103	223	56	67	9	21	0	169
Leg. Dist. 29	2,636	1,661	397	99	116	15	27	1	320
CITY	23,217	15,362	3,087	645	2,071	305	321	19	1,407
Chili	16,670	7,016	6,482	1,208	524	214	253	6	967
Henrietta	20,952	10,729	6,535	1,167	729	274	346	8	1,164
TOWNS	37,622	17,745	13,017	2,375	1,253	488	599	14	2,131
GRAND TOTAL:	60,839	33,107	16,104	3,020	3,324	793	920	33	3,538

MEMBER OF ASSEMBLY
138TH DISTRICT
DETAIL

LEGISLATIVE DISTRICT OR TOWN	ELECTION DISTRICT	TOTAL VOTES	HARRY B. BRONSON DEM	PETER VAZQUEZ REP	PETER VAZQUEZ CON	HARRY B. BRONSON WOR	PETER VAZQUEZ LBT	HARRY B. BRONSON IND	SCATTER	BLANK AND VOID
Leg. Dist. 21										
	1	394	235	63	17	41	8	4	0	26
	2	355	213	57	16	40	5	8	0	16
	3	254	155	51	13	14	5	3	0	13
	4	221	142	31	4	13	2	3	0	26
	6	407	297	32	10	36	11	3	2	16
	9	519	347	92	12	41	4	5	1	17
	10	510	382	62	9	25	1	4	0	27
	12	802	515	124	24	64	12	15	1	47
	14	175	120	20	5	18	2	1	0	9
	15	503	339	72	18	23	7	8	1	35
	17	394	271	34	12	31	4	9	0	33
	26	126	89	11	3	13	1	0	0	9
Leg. Dist. 21		4,660	3,105	649	143	359	62	63	5	274
Leg. Dist. 23										
	1	210	127	51	6	8	4	3	0	11
	2	448	288	40	11	56	9	13	0	31
	3	350	227	51	4	37	6	4	1	20
	4	561	353	94	15	49	11	11	1	27
	5	286	194	34	8	29	3	2	0	16
	6	245	151	45	8	19	9	3	0	10
	7	469	308	67	11	46	8	11	1	17
	8	433	302	50	11	40	5	9	0	16
	9	283	184	45	12	23	2	3	0	14
	10	331	227	45	7	29	0	5	0	18
	11	371	245	58	8	36	8	5	1	10
	13	383	240	71	12	29	3	2	0	26
	14	435	286	55	15	41	12	5	0	21
	15	307	199	42	10	29	4	5	0	18
	17	507	343	78	15	36	4	7	1	23
	20	436	291	52	17	37	10	13	0	16
	21	350	229	59	10	33	4	3	0	12
	28	471	318	50	8	60	5	6	0	24
	29	67	45	9	2	5	1	1	1	3
Leg. Dist. 23		6,943	4,557	996	190	642	108	111	6	333
Leg. Dist. 24										
	1	461	322	39	10	68	5	7	0	10
	2	212	148	23	2	33	1	2	2	1
	3	231	166	23	4	28	7	0	0	3
	4	395	266	36	7	49	7	7	0	23
	5	356	228	47	12	33	1	9	0	26
	6	294	202	37	5	32	1	5	0	12
	7	210	139	37	4	15	5	1	0	9
	8	303	208	41	6	24	7	3	0	14

MEMBER OF ASSEMBLY
138TH DISTRICT
DETAIL

LEGISLATIVE DISTRICT OR TOWN	ELECTION DISTRICT	TOTAL VOTES	HARRY B. BRONSON DEM	PETER VAZQUEZ REP	PETER VAZQUEZ CON	HARRY B. BRONSON WOR	PETER VAZQUEZ LBT	HARRY B. BRONSON IND	SCATTER	BLANK AND VOID
Leg. Dist. 24	9	238	153	37	11	14	4	6	1	12
	10	671	438	74	17	94	8	10	2	28
	11	240	155	39	7	18	1	1	0	19
	12	92	59	12	4	5	1	0	1	10
	13	442	296	41	4	69	14	5	0	13
	14	474	325	33	8	76	15	5	0	12
	15	448	298	48	9	48	3	11	0	31
	16	417	275	62	8	39	6	5	0	22
	17	62	34	15	2	2	0	2	0	7
	18	452	298	67	11	51	6	6	0	13
	19	115	84	12	2	8	0	2	0	7
	20	89	58	11	1	16	1	0	0	2
	21	98	74	4	1	16	1	0	0	2
	22	139	96	12	3	22	2	1	0	3
	23	112	91	3	3	12	2	0	0	1
	24	45	32	7	1	2	2	1	0	0
Leg. Dist. 24		6,596	4,445	760	142	774	100	89	6	280
Leg. Dist. 25	12	381	243	29	6	69	7	9	0	18
	28	27	17	3	0	3	1	1	0	2
	29	127	84	12	6	22	0	0	1	2
	30	199	147	18	3	19	3	0	0	9
Leg. Dist. 25		734	491	62	15	113	11	10	1	31
Leg. Dist. 28	8	270	180	31	8	4	2	7	0	38
	10	136	85	18	8	7	3	0	0	15
	11	259	155	43	8	13	3	1	0	36
	13	348	227	58	16	14	0	5	0	28
	14	343	237	41	11	20	1	4	0	29
	15	131	95	14	2	6	0	2	0	12
	22	161	124	18	3	3	0	2	0	11
Leg. Dist. 28		1,648	1,103	223	56	67	9	21	0	169
Leg. Dist. 29	1	44	28	8	1	2	0	1	0	4
	3	14	9	0	1	0	0	0	0	4
	4	407	253	71	15	25	1	7	1	34
	5	421	272	65	19	16	2	4	0	43
	6	254	164	41	9	10	2	2	0	26
	7	255	151	50	10	22	2	2	0	18
	9	617	379	77	27	20	4	2	0	108
	19	231	150	30	8	10	2	5	0	26
	25	388	252	55	9	11	2	4	0	55

MEMBER OF ASSEMBLY
138TH DISTRICT
DETAIL

LEGISLATIVE DISTRICT OR TOWN	ELECTION DISTRICT	TOTAL VOTES	HARRY B. BRONSON DEM	PETER VAZQUEZ REP	PETER VAZQUEZ CON	HARRY B. BRONSON WOR	PETER VAZQUEZ LBT	HARRY B. BRONSON IND	SCATTER	BLANK AND VOID
Leg. Dist. 29	28	5	3	0	0	0	0	0	0	2
Leg. Dist. 29		2,636	1,661	397	99	116	15	27	1	320
CITY		23,217	15,362	3,087	645	2,071	305	321	19	1,407
Chili	1	388	160	139	34	7	3	9	0	36
	2	600	168	290	61	18	11	12	0	40
	3	540	221	209	46	13	4	10	0	37
	4	379	144	160	21	9	5	7	0	33
	5	441	198	153	36	12	6	8	0	28
	6	467	180	186	44	22	3	6	0	26
	7	311	153	107	14	13	5	5	0	14
	8	482	190	194	39	16	4	8	0	31
	9	443	202	170	34	14	5	2	0	16
	10	309	107	127	37	18	6	3	0	11
	11	520	205	224	32	12	4	12	0	31
	12	488	240	171	29	14	3	10	0	21
	13	700	281	301	48	19	4	13	0	34
	14	475	179	194	43	21	1	11	0	26
	15	401	162	161	30	9	7	6	1	25
	16	882	321	408	69	22	14	9	1	38
	17	1,128	446	501	75	21	10	12	0	63
	18	534	211	213	43	10	5	10	0	42
	19	427	194	176	21	6	5	7	0	18
	20	650	326	206	41	33	11	11	0	22
	21	334	141	129	23	10	8	4	0	19
	22	639	375	152	28	22	11	8	1	42
	23	418	165	180	24	17	4	4	0	24
	24	1,129	488	405	85	36	15	13	1	86
	25	379	214	101	16	17	8	8	0	15
	26	611	200	271	53	20	15	6	1	45
	27	431	194	165	33	9	7	4	0	19
	28	397	193	142	23	11	5	3	0	20
	29	300	121	117	31	11	6	3	0	11
	30	342	144	122	24	11	8	6	0	27
	31	463	228	158	24	24	3	7	0	19
	32	662	265	250	47	27	8	16	1	48
Chili		16,670	7,016	6,482	1,208	524	214	253	6	967
Henrietta	1	607	294	220	31	18	11	13	0	20
	2	530	251	181	33	14	6	11	0	34
	3	313	186	63	14	11	11	10	0	18
	4	541	316	134	25	20	6	10	0	30
	5	492	237	168	35	13	8	9	0	22

MEMBER OF ASSEMBLY
138TH DISTRICT
DETAIL

LEGISLATIVE DISTRICT OR TOWN	ELECTION DISTRICT	TOTAL VOTES	HARRY B. BRONSON	PETER VAZQUEZ	PETER VAZQUEZ	HARRY B. BRONSON	PETER VAZQUEZ	HARRY B. BRONSON	SCATTER	BLANK AND VOID
			DEM	REP	CON	WOR	LBT	IND		
Henrietta	6	463	214	171	28	17	2	9	0	22
	7	389	194	126	23	18	9	6	0	13
	8	421	192	143	33	20	6	9	0	18
	9	409	228	127	15	11	4	6	0	18
	10	474	211	169	36	12	3	6	0	37
	11	448	241	125	20	24	5	5	1	27
	12	440	195	158	28	14	10	14	0	21
	13	953	527	273	36	33	13	9	0	62
	14	441	243	114	24	16	6	10	1	27
	15	803	396	245	42	41	11	19	0	49
	16	279	139	83	10	12	6	2	0	27
	17	526	286	139	40	25	7	16	1	12
	18	577	284	190	25	16	10	5	0	47
	19	437	221	138	26	13	9	4	0	26
	20	823	402	264	45	36	12	11	3	50
	21	373	183	118	25	19	4	7	0	17
	22	683	364	230	42	19	3	3	0	22
	23	556	315	152	23	15	3	9	1	38
	24	599	339	145	28	21	13	14	0	39
	25	426	196	153	40	10	3	6	0	18
	26	1,028	506	359	68	23	7	11	0	54
	27	726	350	251	43	20	13	13	1	35
	28	594	262	223	43	16	11	7	0	32
	29	1,813	930	571	97	65	19	23	0	108
	30	1,300	734	334	66	55	15	22	0	74
	31	350	193	86	17	11	9	5	0	29
	32	727	423	207	36	20	3	12	0	26
	33	356	165	120	20	17	2	8	0	24
	34	351	188	101	15	15	8	6	0	18
	35	704	324	254	35	19	6	16	0	50
Henrietta		<u>20,952</u>	<u>10,729</u>	<u>6,535</u>	<u>1,167</u>	<u>729</u>	<u>274</u>	<u>346</u>	<u>8</u>	<u>1,164</u>
TOWNS		<u>37,622</u>	<u>17,745</u>	<u>13,017</u>	<u>2,375</u>	<u>1,253</u>	<u>488</u>	<u>599</u>	<u>14</u>	<u>2,131</u>
GRAND TOTAL:		<u>60,839</u>	<u>33,107</u>	<u>16,104</u>	<u>3,020</u>	<u>3,324</u>	<u>793</u>	<u>920</u>	<u>33</u>	<u>3,538</u>

MEMBER OF ASSEMBLY
139TH DISTRICT
DETAIL

LEGISLATIVE DISTRICT OR TOWN	ELECTION DISTRICT	TOTAL VOTES	STEPHEN M. HAWLEY REP	STEPHEN M. HAWLEY CON	MARK E. GLOGOWSKI LBT	STEPHEN M. HAWLEY IND	SCATTER	BLANK AND VOID
Clarkson	1	756	463	77	63	28	0	125
	2	96	60	8	7	2	0	19
	3	561	293	64	48	32	0	124
	4	802	486	98	45	31	0	142
	5	1,114	594	130	103	48	3	236
	6	482	245	48	54	22	2	111
Clarkson		3,811	2,141	425	320	163	5	757
Hamlin	1	496	259	45	47	22	1	122
	2	510	300	58	58	13	0	81
	3	545	317	50	30	25	1	122
	4	370	237	50	27	15	0	41
	5	495	276	58	41	17	0	103
	6	415	233	28	37	15	0	102
	7	603	354	50	52	21	1	125
	8	353	212	33	25	19	0	64
	9	317	201	25	20	14	4	53
	10	557	336	48	49	20	0	104
Hamlin		4,661	2,725	445	386	181	7	917
Riga	1	864	442	104	78	56	2	182
	2	627	360	81	43	29	0	114
	3	521	272	50	39	32	0	128
	4	543	322	67	36	21	0	97
	5	527	325	55	37	16	1	93
	6	497	292	77	26	15	0	87
Riga		3,579	2,013	434	259	169	3	701
Sweden	1	558	256	47	51	32	1	171
	2	369	128	13	58	26	0	144
	3	605	236	57	66	34	2	210
	4	662	312	66	45	26	0	213
	5	147	58	8	16	8	2	55
	6	486	218	53	43	28	1	143
	7	512	240	51	35	27	1	158
	8	482	257	58	33	26	1	107
	9	554	265	42	60	35	3	149
	10	747	413	109	56	33	1	135
	11	205	76	19	24	10	1	75
	12	503	262	80	30	28	0	103
Sweden		5,830	2,721	603	517	313	13	1,663
GRAND TOTAL:		17,881	9,600	1,907	1,482	826	28	4,038

COUNTY COURT JUDGE
SUMMARY

LEGISLATIVE DISTRICT OR TOWN	TOTAL VOTES	MEREDITH A. VACCA	DEREK M. HARNSBERGER	DEREK M. HARNSBERGER	MEREDITH A. VACCA	DEREK M. HARNSBERGER	MEREDITH A. VACCA	MEREDITH A. VACCA	MEREDITH A. VACCA	SCATTER	BLANK AND VOID
		DEM	REP	CON	WOR	GRE	LBT	IND	SAM		
Leg. Dist. 07	958	464	275	36	44	10	17	20	0	0	92
Leg. Dist. 16	14	8	2	0	1	0	0	0	0	0	3
Leg. Dist. 21	9,322	6,285	1,104	215	642	86	123	133	14	5	715
Leg. Dist. 22	5,980	4,350	417	77	199	37	23	48	10	1	818
Leg. Dist. 23	11,072	7,154	1,647	283	872	107	186	163	15	10	635
Leg. Dist. 24	6,596	4,346	741	131	725	91	101	76	10	1	374
Leg. Dist. 25	8,173	5,816	594	110	487	90	72	86	10	3	905
Leg. Dist. 26	6,374	3,543	1,466	227	302	38	89	100	8	2	599
Leg. Dist. 27	9,624	7,047	679	173	433	62	58	113	11	4	1,044
Leg. Dist. 28	6,030	4,010	833	130	256	34	36	70	5	1	655
Leg. Dist. 29	7,451	4,892	967	157	339	33	53	96	4	3	907
CITY	71,594	47,915	8,725	1,539	4,300	588	758	905	87	30	6,747
Brighton	20,425	12,940	3,923	612	1,117	149	255	296	20	4	1,109
Chili	16,670	7,106	6,218	1,168	504	91	192	269	13	2	1,107
Clarkson	3,811	1,194	1,782	340	103	15	55	62	4	0	256
East Rochester	3,092	1,513	962	138	149	25	31	52	2	0	220
Gates	15,484	6,989	5,331	842	589	75	150	223	14	3	1,268
Greece	52,471	22,199	19,495	3,361	1,641	265	523	815	32	6	4,134
Hamlin	4,661	1,321	2,296	379	127	23	62	78	3	2	370
Henrietta	20,952	10,765	6,192	1,107	754	112	271	390	15	5	1,341
Irondequoit	29,527	15,583	8,186	1,397	1,240	159	329	546	25	5	2,057
Mendon	6,075	2,717	2,164	420	205	30	95	106	8	0	330
Ogden	11,865	4,117	5,066	966	324	64	131	220	7	1	969
Parma	9,289	2,813	4,433	795	247	49	106	147	7	2	690
Penfield	24,252	11,458	8,272	1,389	806	124	235	379	17	1	1,571

COUNTY COURT JUDGE
SUMMARY

LEGISLATIVE DISTRICT OR TOWN	TOTAL VOTES	MEREDITH A. VACCA	DEREK M. HARNSBERGER	DEREK M. HARNSBERGER	MEREDITH A. VACCA	DEREK M. HARNSBERGER	MEREDITH A. VACCA	MEREDITH A. VACCA	MEREDITH A. VACCA	SCATTER	BLANK AND VOID
		DEM	REP	CON	WOR	GRE	LBT	IND	SAM		
Perinton	31,121	15,730	10,136	1,688	989	138	319	472	39	6	1,604
Pittsford	18,308	10,161	5,455	780	525	79	151	237	21	3	896
Riga	3,579	1,093	1,681	348	95	21	56	56	3	0	226
Rush	2,398	916	981	178	78	12	29	42	0	1	161
Sweden	5,830	2,382	2,088	486	171	35	94	138	5	2	429
Webster	28,018	12,265	10,486	1,797	809	117	279	427	15	4	1,819
Wheatland	2,862	1,089	1,173	231	86	14	42	46	1	0	180
TOWNS	310,690	144,351	106,320	18,422	10,559	1,597	3,405	5,001	251	47	20,737
GRAND TOTAL:	382,284	192,266	115,045	19,961	14,859	2,185	4,163	5,906	338	77	27,484

COUNTY COURT JUDGE
DETAIL

LEGISLATIVE DISTRICT OR TOWN	ELECTION DISTRICT	TOTAL VOTES	MEREDITH A. VACCA	DEREK M. HARNSBERGER	DEREK M. HARNSBERGER	MEREDITH A. VACCA	DEREK M. HARNSBERGER	MEREDITH A. VACCA	MEREDITH A. VACCA	MEREDITH A. VACCA	SCATTER	BLANK AND VOID
			DEM	REP	CON	WOR	GRE	LBT	IND	SAM		
Leg. Dist. 07												
	1	586	253	193	22	31	6	14	17	0	0	50
	2	372	211	82	14	13	4	3	3	0	0	42
Leg. Dist. 07		958	464	275	36	44	10	17	20	0	0	92
Leg. Dist. 16												
	1	14	8	2	0	1	0	0	0	0	0	3
Leg. Dist. 16		14	8	2	0	1	0	0	0	0	0	3
Leg. Dist. 21												
	1	394	237	63	12	42	4	6	9	1	0	20
	2	355	207	55	13	36	6	9	7	1	0	21
	3	254	156	48	12	9	0	4	7	1	0	17
	4	221	141	30	2	11	0	2	3	1	0	31
	5	260	170	29	6	36	4	3	2	0	0	10
	6	407	287	28	12	37	10	10	2	0	1	20
	7	590	392	82	13	44	8	10	10	0	0	31
	8	186	134	15	3	18	2	1	3	0	0	10
	9	519	338	89	11	38	7	6	5	3	0	22
	10	510	375	54	10	24	3	3	2	2	0	37
	11	342	232	40	10	16	0	3	2	0	0	39
	12	802	504	125	21	57	6	14	17	1	1	56
	13	283	188	28	3	28	2	9	3	0	0	22
	14	175	120	21	3	16	1	2	1	1	0	10
	15	503	361	57	9	23	3	5	9	0	0	36
	16	186	114	35	6	6	0	1	2	1	0	21
	17	394	263	34	11	33	5	3	9	0	0	36

COUNTY COURT JUDGE
DETAIL

LEGISLATIVE DISTRICT OR TOWN	ELECTION DISTRICT	TOTAL VOTES	MEREDITH A. VACCA	DEREK M. HARNSBERGER	DEREK M. HARNSBERGER	MEREDITH A. VACCA	DEREK M. HARNSBERGER	MEREDITH A. VACCA	MEREDITH A. VACCA	MEREDITH A. VACCA	SCATTER	BLANK AND VOID
			DEM	REP	CON	WOR	GRE	LBT	IND	SAM		
Leg. Dist. 21												
	18	300	223	25	4	15	2	2	1	0	0	28
	19	192	136	17	4	6	1	0	2	0	0	26
	20	202	141	21	3	19	3	6	3	0	0	6
	21	332	243	34	4	13	1	2	5	1	0	29
	22	396	277	17	9	19	3	2	4	0	1	64
	23	344	236	31	10	23	2	6	3	0	0	33
	24	517	326	82	17	29	7	9	12	1	1	33
	25	303	220	18	3	22	1	5	7	0	0	27
	26	126	91	9	2	10	3	0	1	0	0	10
	27	229	173	17	2	12	2	0	2	0	1	20
		<u>9,322</u>	<u>6,285</u>	<u>1,104</u>	<u>215</u>	<u>642</u>	<u>86</u>	<u>123</u>	<u>133</u>	<u>14</u>	<u>5</u>	<u>715</u>
Leg. Dist. 21												
Leg. Dist. 22												
	1	452	359	27	5	9	4	3	5	1	0	39
	2	146	109	9	2	1	0	0	0	0	0	25
	3	235	149	16	6	2	1	0	1	0	0	60
	4	168	127	14	2	2	1	1	1	0	0	20
	5	242	186	16	1	5	1	0	2	0	0	31
	6	261	182	13	4	6	2	0	3	2	0	49
	7	149	101	6	1	5	0	2	1	0	0	33
	8	276	191	15	11	11	1	2	2	0	0	43
	9	185	148	12	1	7	0	0	0	0	0	17
	10	211	171	8	2	3	0	0	0	0	0	27
	11	313	228	25	1	15	5	1	3	0	0	35
	12	183	129	9	1	6	0	1	2	1	0	34

COUNTY COURT JUDGE
DETAIL

LEGISLATIVE DISTRICT OR TOWN	ELECTION DISTRICT	TOTAL VOTES	MEREDITH A. VACCA	DEREK M. HARNSBERGER	DEREK M. HARNSBERGER	MEREDITH A. VACCA	DEREK M. HARNSBERGER	MEREDITH A. VACCA	MEREDITH A. VACCA	MEREDITH A. VACCA	SCATTER	BLANK AND VOID
			DEM	REP	CON	WOR	GRE	LBT	IND	SAM		
Leg. Dist. 22												
	13	102	68	1	0	7	2	1	1	0	0	22
	14	241	183	21	0	7	1	0	1	0	0	28
	15	231	169	10	4	14	2	1	1	0	0	30
	16	114	83	10	1	5	0	0	0	0	0	15
	17	129	95	4	2	4	0	0	0	0	0	24
	18	164	110	22	1	3	0	1	2	0	0	25
	19	157	113	11	2	3	2	1	1	0	0	24
	20	263	195	13	2	9	0	0	2	0	0	42
	21	181	127	17	2	5	0	0	1	0	0	29
	22	277	197	18	6	10	0	0	2	2	0	42
	23	171	126	11	3	7	1	1	0	0	0	22
	24	141	101	13	2	4	1	1	3	0	0	16
	25	521	351	62	10	29	6	4	7	2	1	49
	26	171	118	21	2	9	3	1	3	1	0	13
	27	296	234	13	3	11	4	2	4	1	0	24
Leg. Dist. 22		5,980	4,350	417	77	199	37	23	48	10	1	818
Leg. Dist. 23												
	1	210	132	39	3	11	0	2	5	1	0	17
	2	448	287	45	11	56	6	11	8	0	1	23
	3	350	221	47	5	37	2	6	7	0	0	25
	4	561	361	82	15	50	4	9	7	0	0	33
	5	286	188	35	6	26	5	4	3	0	0	19
	6	245	141	44	8	17	6	9	3	0	0	17
	7	469	313	61	7	40	5	11	6	1	2	23

COUNTY COURT JUDGE
DETAIL

LEGISLATIVE DISTRICT OR TOWN	ELECTION DISTRICT	TOTAL VOTES	MEREDITH A. VACCA	DEREK M. HARNSBERGER	DEREK M. HARNSBERGER	MEREDITH A. VACCA	DEREK M. HARNSBERGER	MEREDITH A. VACCA	MEREDITH A. VACCA	MEREDITH A. VACCA	SCATTER	BLANK AND VOID
			DEM	REP	CON	WOR	GRE	LBT	IND	SAM		
Leg. Dist. 23												
	8	433	304	44	11	36	5	6	5	3	0	19
	9	283	181	44	10	22	2	3	2	0	0	19
	10	331	223	39	8	28	5	1	5	0	0	22
	11	371	231	60	10	35	5	9	5	1	1	14
	12	456	299	81	11	29	2	8	4	0	0	22
	13	383	242	63	10	26	4	1	5	1	0	31
	14	435	278	58	11	36	6	13	6	2	1	24
	15	307	196	43	8	29	2	4	5	1	0	19
	16	201	132	28	10	10	1	2	4	0	0	14
	17	507	341	69	13	36	1	8	9	1	1	28
	18	716	449	130	24	38	10	10	10	0	0	45
	19	409	246	72	9	29	3	9	8	0	1	32
	20	436	285	54	14	35	8	9	11	1	0	19
	21	350	223	56	9	34	4	4	2	1	0	17
	22	309	204	60	4	20	1	1	5	1	0	13
	23	262	191	27	4	15	2	3	4	0	1	15
	24	360	224	72	8	18	0	4	8	0	1	25
	25	491	314	82	14	34	5	15	5	1	0	21
	26	626	406	104	17	44	3	14	9	0	0	29
	27	299	182	51	14	22	3	5	6	0	0	16
	28	471	317	50	7	53	6	4	5	0	0	29
	29	67	43	7	2	6	1	1	1	0	1	5
Leg. Dist. 23		11,072	7,154	1,647	283	872	107	186	163	15	10	635

COUNTY COURT JUDGE
DETAIL

LEGISLATIVE DISTRICT OR TOWN	ELECTION DISTRICT	TOTAL VOTES	MEREDITH A. VACCA	DEREK M. HARNSBERGER	DEREK M. HARNSBERGER	MEREDITH A. VACCA	DEREK M. HARNSBERGER	MEREDITH A. VACCA	MEREDITH A. VACCA	MEREDITH A. VACCA	SCATTER	BLANK AND VOID
			DEM	REP	CON	WOR	GRE	LBT	IND	SAM		
Leg. Dist. 24	1	461	314	33	12	66	4	4	7	0	0	21
	2	212	150	22	3	32	2	0	2	0	0	1
	3	231	155	21	4	27	5	7	4	0	0	8
	4	395	260	39	5	48	6	8	2	1	0	26
	5	356	214	54	9	28	5	3	6	3	0	34
	6	294	194	40	3	30	4	2	5	0	0	16
	7	210	139	33	4	12	4	2	1	0	0	15
	8	303	207	42	7	23	2	3	2	0	0	17
	9	238	152	34	11	9	2	5	3	1	1	20
	10	671	427	74	14	91	9	9	6	4	0	37
	11	240	155	39	5	16	2	1	2	0	0	20
	12	92	68	10	3	2	0	1	0	0	0	8
	13	442	291	38	8	61	4	13	5	1	0	21
	14	474	308	36	7	72	10	14	4	0	0	23
	15	448	281	51	7	48	8	3	10	0	0	40
	16	417	274	55	8	34	13	8	5	0	0	20
	17	62	34	16	1	3	0	1	1	0	0	6
	18	452	301	58	10	49	3	7	7	0	0	17
	19	115	85	11	1	8	1	0	2	0	0	7
	20	89	58	7	1	16	0	2	0	0	0	5
	21	98	69	6	1	16	2	2	0	0	0	2
	22	139	95	10	3	22	0	3	1	0	0	5
	23	112	88	5	3	9	1	2	0	0	0	4

COUNTY COURT JUDGE
DETAIL

LEGISLATIVE DISTRICT OR TOWN	ELECTION DISTRICT	TOTAL VOTES	MEREDITH A. VACCA	DEREK M. HARNSBERGER	DEREK M. HARNSBERGER	MEREDITH A. VACCA	DEREK M. HARNSBERGER	MEREDITH A. VACCA	MEREDITH A. VACCA	MEREDITH A. VACCA	SCATTER	BLANK AND VOID
			DEM	REP	CON	WOR	GRE	LBT	IND	SAM		
Leg. Dist. 24	24	45	27	7	1	3	4	1	1	0	0	1
Leg. Dist. 24		6,596	4,346	741	131	725	91	101	76	10	1	374
Leg. Dist. 25	1	502	365	50	7	25	9	5	5	0	0	36
	2	338	245	16	4	19	7	5	5	0	0	37
	3	391	290	20	6	10	2	0	6	1	0	56
	4	139	99	7	1	5	0	1	1	1	0	24
	5	321	241	12	1	10	0	0	0	0	0	57
	6	343	223	20	2	59	7	5	4	0	0	23
	7	406	307	9	3	17	1	1	4	0	0	64
	8	354	301	7	4	5	1	1	2	0	0	33
	9	153	121	4	0	4	0	1	1	0	0	22
	10	387	284	23	2	27	3	1	7	0	0	40
	11	168	140	1	1	4	0	1	1	1	0	19
	12	381	238	31	3	72	4	10	4	0	0	19
	13	302	231	11	0	15	2	1	2	0	0	40
	14	208	140	14	6	31	10	2	0	1	0	4
	15	258	193	12	3	6	2	2	1	0	0	39
	16	316	207	27	7	11	2	4	3	1	1	53
	17	223	175	6	1	2	1	1	2	0	1	34
	18	439	309	36	11	10	2	3	7	1	0	60
	19	286	195	48	9	6	5	7	3	0	0	13
	20	223	138	39	4	7	4	2	5	0	0	24
	21	288	205	26	6	11	1	1	4	1	0	33

COUNTY COURT JUDGE
DETAIL

LEGISLATIVE DISTRICT OR TOWN	ELECTION DISTRICT	TOTAL VOTES	MEREDITH A. VACCA	DEREK M. HARNSBERGER	DEREK M. HARNSBERGER	MEREDITH A. VACCA	DEREK M. HARNSBERGER	MEREDITH A. VACCA	MEREDITH A. VACCA	MEREDITH A. VACCA	SCATTER	BLANK AND VOID
			DEM	REP	CON	WOR	GRE	LBT	IND	SAM		
Leg. Dist. 25												
	22	291	223	17	2	15	4	3	6	1	0	20
	23	117	83	5	1	13	2	1	0	0	0	12
	24	82	52	16	0	0	2	0	0	0	0	12
	25	717	453	81	18	44	5	9	10	2	1	94
	26	76	50	7	0	13	1	2	0	0	0	3
	27	111	77	14	1	3	3	1	1	0	0	11
	28	27	16	2	0	2	4	1	0	0	0	2
	29	127	76	11	4	25	3	0	2	0	0	6
	30	199	139	22	3	16	3	1	0	0	0	15
Leg. Dist. 25		8,173	5,816	594	110	487	90	72	86	10	3	905
Leg. Dist. 26												
	1	614	300	179	27	35	3	3	14	0	0	53
	2	306	145	99	13	15	3	4	4	1	0	22
	3	257	157	50	6	10	0	8	2	0	0	24
	4	331	164	87	16	14	2	5	5	1	0	37
	5	329	191	64	11	15	4	9	5	1	0	29
	6	308	205	44	12	11	0	0	2	0	1	33
	7	351	200	70	9	13	2	4	6	0	0	47
	8	437	292	57	5	22	0	7	8	0	0	46
	9	412	250	60	19	28	3	4	8	1	0	39
	10	386	252	62	11	20	2	2	3	0	0	34
	11	369	199	93	12	15	1	2	6	1	0	40
	12	391	166	124	18	21	2	11	8	0	0	41
	13	370	176	112	16	18	5	6	3	1	0	33

COUNTY COURT JUDGE
DETAIL

LEGISLATIVE DISTRICT OR TOWN	ELECTION DISTRICT	TOTAL VOTES	MEREDITH A. VACCA	DEREK M. HARNSBERGER	DEREK M. HARNSBERGER	MEREDITH A. VACCA	DEREK M. HARNSBERGER	MEREDITH A. VACCA	MEREDITH A. VACCA	MEREDITH A. VACCA	SCATTER	BLANK AND VOID
			DEM	REP	CON	WOR	GRE	LBT	IND	SAM		
Leg. Dist. 26												
	14	447	234	114	24	18	4	7	6	1	0	39
	15	347	233	49	4	19	4	6	4	0	0	28
	16	389	210	108	15	12	3	5	8	0	0	28
	17	330	169	94	9	16	0	6	8	1	1	26
		<u>6,374</u>	<u>3,543</u>	<u>1,466</u>	<u>227</u>	<u>302</u>	<u>38</u>	<u>89</u>	<u>100</u>	<u>8</u>	<u>2</u>	<u>599</u>
Leg. Dist. 26												
Leg. Dist. 27												
	1	486	341	42	16	14	4	6	5	0	0	58
	2	452	350	24	12	15	2	4	7	0	0	38
	3	380	267	32	18	22	6	1	3	1	0	30
	4	477	362	28	11	29	3	4	4	1	0	35
	5	442	342	16	6	22	1	1	3	0	0	51
	6	406	309	17	2	11	3	1	5	1	0	57
	7	402	292	35	7	21	3	6	7	1	0	30
	8	649	483	21	4	28	3	2	8	0	0	100
	9	424	312	16	4	35	3	1	2	0	0	51
	10	399	293	37	7	21	5	3	4	0	0	29
	11	473	363	31	5	20	2	3	5	1	0	43
	12	328	238	22	8	17	7	4	6	0	0	26
	13	452	353	14	4	21	1	0	11	1	1	46
	14	293	222	16	1	12	0	1	4	0	0	37
	15	369	280	11	4	15	1	0	7	1	1	49
	16	394	296	17	9	31	3	2	3	0	0	33
	17	440	342	27	3	11	3	2	2	1	1	48
	18	432	256	82	12	10	3	3	5	0	0	61

COUNTY COURT JUDGE
DETAIL

LEGISLATIVE DISTRICT OR TOWN	ELECTION DISTRICT	TOTAL VOTES	MEREDITH A. VACCA	DEREK M. HARNSBERGER	DEREK M. HARNSBERGER	MEREDITH A. VACCA	DEREK M. HARNSBERGER	MEREDITH A. VACCA	MEREDITH A. VACCA	MEREDITH A. VACCA	SCATTER	BLANK AND VOID
			DEM	REP	CON	WOR	GRE	LBT	IND	SAM		
Leg. Dist. 27												
	19	425	332	15	5	15	2	1	2	1	0	52
	20	279	208	14	4	9	0	0	2	1	0	41
	21	212	160	13	1	10	1	4	3	0	0	20
	22	345	207	68	12	12	2	5	5	0	1	33
	23	262	201	9	4	13	0	1	1	0	0	33
	25	187	112	34	8	7	2	0	6	0	0	18
	26	216	126	38	6	12	2	3	3	1	0	25
Leg. Dist. 27		9,624	7,047	679	173	433	62	58	113	11	4	1,044
Leg. Dist. 28												
	1	353	239	44	8	14	2	1	3	0	1	41
	2	212	142	29	3	9	3	2	3	0	0	21
	3	233	159	20	2	9	1	0	5	0	0	37
	4	227	115	41	8	10	0	2	2	1	0	48
	5	177	112	29	4	6	0	1	3	1	0	21
	6	442	294	64	14	19	1	6	5	0	0	39
	7	589	373	102	12	30	3	5	1	1	0	62
	8	270	184	22	5	7	1	0	4	1	0	46
	9	378	257	57	11	16	5	2	6	0	0	24
	10	136	86	17	6	9	1	2	1	0	0	14
	11	259	161	43	5	11	1	2	3	0	0	33
	12	217	142	33	1	8	1	1	1	0	0	30
	13	348	227	54	9	13	1	0	8	0	0	36
	14	343	239	42	8	15	2	0	3	0	0	34
	15	131	103	9	1	5	0	0	3	0	0	10

COUNTY COURT JUDGE
DETAIL

LEGISLATIVE DISTRICT OR TOWN	ELECTION DISTRICT	TOTAL VOTES	MEREDITH A. VACCA	DEREK M. HARNSBERGER	DEREK M. HARNSBERGER	MEREDITH A. VACCA	DEREK M. HARNSBERGER	MEREDITH A. VACCA	MEREDITH A. VACCA	MEREDITH A. VACCA	SCATTER	BLANK AND VOID
			DEM	REP	CON	WOR	GRE	LBT	IND	SAM		
Leg. Dist. 28												
	16	283	177	40	8	14	1	2	6	0	0	35
	17	57	33	11	1	1	0	0	0	0	0	11
	18	339	259	41	3	10	2	4	1	1	0	18
	19	5	4	0	0	0	0	0	0	0	0	1
	20	478	310	64	9	27	7	5	7	0	0	49
	21	392	269	55	9	20	2	1	3	0	0	33
	22	161	125	16	3	3	0	0	2	0	0	12
		<u>6,030</u>	<u>4,010</u>	<u>833</u>	<u>130</u>	<u>256</u>	<u>34</u>	<u>36</u>	<u>70</u>	<u>5</u>	<u>1</u>	<u>655</u>
Leg. Dist. 28												
Leg. Dist. 29												
	1	44	30	6	0	0	1	0	1	0	0	6
	2	107	67	10	5	9	1	1	0	0	0	14
	3	14	11	1	0	0	0	0	0	0	0	2
	4	407	259	64	8	19	2	4	9	0	1	41
	5	421	275	56	12	18	2	2	4	0	0	52
	6	254	157	40	5	11	2	1	4	0	0	34
	7	255	153	47	7	21	0	1	6	0	0	20
	8	109	70	9	1	6	0	0	2	0	0	21
	9	617	382	67	16	19	4	4	6	0	0	119
	10	451	308	71	7	15	1	2	3	0	0	44
	11	328	204	59	6	18	2	2	4	0	0	33
	12	434	304	45	8	29	1	2	3	0	0	42
	13	221	143	16	5	11	0	0	1	0	0	45
	14	145	100	14	2	8	0	2	0	0	0	19
	15	343	240	38	6	14	1	1	3	1	0	39

COUNTY COURT JUDGE
DETAIL

LEGISLATIVE DISTRICT OR TOWN	ELECTION DISTRICT	TOTAL VOTES	MEREDITH A. VACCA	DEREK M. HARNSBERGER	DEREK M. HARNSBERGER	MEREDITH A. VACCA	DEREK M. HARNSBERGER	MEREDITH A. VACCA	MEREDITH A. VACCA	MEREDITH A. VACCA	SCATTER	BLANK AND VOID
			DEM	REP	CON	WOR	GRE	LBT	IND	SAM		
Leg. Dist. 29	16	133	92	14	1	3	1	1	4	0	0	17
	17	224	137	39	11	7	2	2	6	1	0	19
	18	323	179	68	12	24	0	8	6	0	2	24
	19	231	153	27	5	9	3	4	7	1	0	22
	20	445	317	40	8	20	2	2	0	0	0	56
	21	433	276	60	11	23	3	5	12	0	0	43
	22	159	119	12	1	0	0	0	0	0	0	27
	23	298	201	52	2	5	1	1	0	0	0	36
	24	484	328	50	9	34	3	3	10	1	0	46
	25	388	252	48	9	12	0	3	5	0	0	59
	26	178	132	14	0	4	1	2	0	0	0	25
	28	5	3	0	0	0	0	0	0	0	0	2
Leg. Dist. 29		<u>7,451</u>	<u>4,892</u>	<u>967</u>	<u>157</u>	<u>339</u>	<u>33</u>	<u>53</u>	<u>96</u>	<u>4</u>	<u>3</u>	<u>907</u>
CITY		71,594	47,915	8,725	1,539	4,300	588	758	905	87	30	6,747
Brighton	1	582	401	83	14	38	3	6	8	1	0	28
	2	339	180	96	14	19	5	4	2	0	0	19
	3	425	236	112	7	19	5	4	7	1	0	34
	4	496	329	83	13	33	5	1	6	1	0	25
	5	467	296	81	11	45	0	9	4	0	0	21
	6	648	405	135	19	39	5	6	10	0	0	29
	7	415	247	83	11	28	2	6	7	0	0	31
	8	504	283	156	10	7	2	6	7	1	0	32
	9	422	275	70	20	29	4	3	6	0	0	15

COUNTY COURT JUDGE
DETAIL

LEGISLATIVE DISTRICT OR TOWN	ELECTION DISTRICT	TOTAL VOTES	MEREDITH A. VACCA	DEREK M. HARNSBERGER	DEREK M. HARNSBERGER	MEREDITH A. VACCA	DEREK M. HARNSBERGER	MEREDITH A. VACCA	MEREDITH A. VACCA	MEREDITH A. VACCA	SCATTER	BLANK AND VOID
			DEM	REP	CON	WOR	GRE	LBT	IND	SAM		
Brighton	10	525	347	97	17	25	4	7	11	0	0	17
	11	560	359	82	28	36	6	10	9	0	1	29
	12	592	386	104	16	41	2	8	9	0	0	26
	13	342	218	60	12	20	6	4	3	0	0	19
	14	394	262	57	6	30	5	8	7	1	0	18
	15	404	249	72	21	26	1	7	6	0	0	22
	16	321	155	125	14	6	1	3	6	0	0	11
	17	261	188	35	3	6	1	3	4	0	0	21
	18	448	304	70	8	29	3	7	6	1	0	20
	19	284	197	44	14	11	0	1	2	0	0	15
	20	386	239	69	16	24	2	6	6	0	0	24
	21	410	257	75	11	34	3	5	4	0	0	21
	22	483	318	90	20	20	2	5	8	0	0	20
	23	387	266	58	13	13	3	4	11	0	1	18
	24	507	310	114	15	12	0	4	9	0	1	42
	25	350	216	56	10	37	5	6	6	2	0	12
	26	329	166	91	11	27	4	8	12	0	0	10
	27	364	237	78	5	19	7	1	3	0	0	14
	28	626	410	121	13	33	6	5	6	3	0	29
	29	325	171	105	12	9	1	5	5	0	0	17
	30	779	521	138	12	23	7	3	9	1	0	65
	31	386	269	52	5	23	3	6	3	0	0	25
	32	506	319	78	14	38	7	7	10	2	0	31
	33	546	353	104	22	25	3	12	6	0	0	21

COUNTY COURT JUDGE
DETAIL

LEGISLATIVE DISTRICT OR TOWN	ELECTION DISTRICT	TOTAL VOTES	MEREDITH A. VACCA	DEREK M. HARNSBERGER	DEREK M. HARNSBERGER	MEREDITH A. VACCA	DEREK M. HARNSBERGER	MEREDITH A. VACCA	MEREDITH A. VACCA	MEREDITH A. VACCA	SCATTER	BLANK AND VOID
			DEM	REP	CON	WOR	GRE	LBT	IND	SAM		
Brighton	34	454	294	78	18	28	4	3	2	0	1	26
	35	401	265	68	11	21	4	3	4	2	0	23
	36	473	295	76	14	36	2	13	4	0	0	33
	37	378	263	65	6	15	2	7	6	0	0	14
	38	538	345	106	22	29	3	4	8	1	0	20
	39	387	238	72	13	22	4	7	7	0	0	24
	40	766	513	141	18	33	2	6	11	1	0	41
	41	707	444	127	21	37	6	13	10	1	0	48
	42	149	100	25	9	9	0	0	1	0	0	5
	43	489	290	108	15	23	2	11	7	1	0	32
	44	260	139	58	8	18	3	1	3	0	0	30
	45	357	205	78	15	21	3	6	11	0	0	18
	46	253	180	47	5	1	1	1	4	0	0	14
		20,425	12,940	3,923	612	1,117	149	255	296	20	4	1,109
Brighton Chili	1	388	166	133	37	5	0	5	7	0	0	35
	2	600	159	288	66	17	2	9	8	1	0	50
	3	540	215	202	41	19	3	6	9	1	0	44
	4	379	148	154	21	10	2	3	8	0	0	33
	5	441	191	153	29	15	4	8	7	0	0	34
	6	467	184	175	43	17	1	4	9	0	0	34
	7	311	150	106	13	15	1	6	5	0	0	15
	8	482	191	181	44	16	3	3	7	0	0	37
	9	443	195	167	29	15	2	6	9	0	0	20

COUNTY COURT JUDGE
DETAIL

LEGISLATIVE DISTRICT OR TOWN	ELECTION DISTRICT	TOTAL VOTES	MEREDITH A. VACCA	DEREK M. HARNSBERGER	DEREK M. HARNSBERGER	MEREDITH A. VACCA	DEREK M. HARNSBERGER	MEREDITH A. VACCA	MEREDITH A. VACCA	MEREDITH A. VACCA	SCATTER	BLANK AND VOID
			DEM	REP	CON	WOR	GRE	LBT	IND	SAM		
Chili	10	309	111	121	35	16	2	5	4	0	0	15
	11	520	206	214	28	12	5	6	17	0	0	32
	12	488	234	172	24	14	2	4	16	0	0	22
	13	700	277	303	43	21	2	5	13	0	0	36
	14	475	184	185	44	17	2	3	9	1	0	30
	15	401	170	148	33	7	2	8	7	0	0	26
	16	882	354	372	64	24	2	10	6	0	0	50
	17	1,128	446	496	74	24	6	8	12	1	0	61
	18	534	211	204	41	14	2	5	7	0	0	50
	19	427	192	157	24	5	3	4	9	2	0	31
	20	650	339	185	41	25	6	8	10	5	0	31
	21	334	142	124	20	10	5	2	5	0	0	26
	22	639	381	151	25	24	3	8	7	0	0	40
	23	418	163	172	26	14	1	8	5	0	0	29
	24	1,129	501	370	80	40	6	12	14	1	2	103
	25	379	222	98	12	12	3	7	9	0	0	16
	26	611	221	256	54	17	2	11	9	0	0	41
	27	431	192	157	38	8	2	3	8	0	0	23
	28	397	194	145	19	7	4	4	2	0	0	22
	29	300	122	114	28	11	0	5	5	0	0	15
	30	342	140	123	20	9	2	9	8	0	0	31
	31	463	231	149	26	21	5	2	4	0	0	25
	32	662	274	243	46	23	6	5	14	1	0	50
Chili		16,670	7,106	6,218	1,168	504	91	192	269	13	2	1,107

COUNTY COURT JUDGE
DETAIL

LEGISLATIVE DISTRICT OR TOWN	ELECTION DISTRICT	TOTAL VOTES	MEREDITH A. VACCA	DEREK M. HARNSBERGER	DEREK M. HARNSBERGER	MEREDITH A. VACCA	DEREK M. HARNSBERGER	MEREDITH A. VACCA	MEREDITH A. VACCA	MEREDITH A. VACCA	SCATTER	BLANK AND VOID
			DEM	REP	CON	WOR	GRE	LBT	IND	SAM		
Clarkson												
	1	756	228	389	60	15	1	8	10	1	0	44
	2	96	27	45	5	8	0	3	0	0	0	8
	3	561	210	247	41	16	3	9	8	0	0	27
	4	802	194	412	84	21	0	14	17	0	0	60
	5	1,114	354	495	114	29	8	16	14	2	0	82
	6	482	181	194	36	14	3	5	13	1	0	35
		<u>3,811</u>	<u>1,194</u>	<u>1,782</u>	<u>340</u>	<u>103</u>	<u>15</u>	<u>55</u>	<u>62</u>	<u>4</u>	<u>0</u>	<u>256</u>
Clarkson												
East Rochester												
	1	555	269	179	19	22	3	4	11	0	0	48
	2	426	205	142	13	22	4	5	5	0	0	30
	3	407	182	141	23	16	4	2	8	0	0	31
	4	436	224	122	15	27	4	4	9	0	0	31
	5	388	190	123	22	13	3	5	8	2	0	22
	6	461	238	130	25	22	6	6	6	0	0	28
	7	419	205	125	21	27	1	5	5	0	0	30
		<u>3,092</u>	<u>1,513</u>	<u>962</u>	<u>138</u>	<u>149</u>	<u>25</u>	<u>31</u>	<u>52</u>	<u>2</u>	<u>0</u>	<u>220</u>
East Rochester												
Gates												
	1	348	181	84	20	22	1	5	5	2	0	28
	2	423	196	130	24	28	0	4	5	0	0	36
	3	465	224	139	23	21	3	5	4	0	0	46
	4	421	187	139	31	16	1	1	7	0	0	39
	5	454	227	145	28	12	2	4	10	1	0	25
	6	480	263	122	22	20	5	6	9	0	0	33
	7	1,025	404	403	51	31	4	10	11	1	0	110

COUNTY COURT JUDGE
DETAIL

LEGISLATIVE DISTRICT OR TOWN	ELECTION DISTRICT	TOTAL VOTES	MEREDITH A. VACCA	DEREK M. HARNSBERGER	DEREK M. HARNSBERGER	MEREDITH A. VACCA	DEREK M. HARNSBERGER	MEREDITH A. VACCA	MEREDITH A. VACCA	MEREDITH A. VACCA	SCATTER	BLANK AND VOID
			DEM	REP	CON	WOR	GRE	LBT	IND	SAM		
Gates	8	321	129	122	18	16	0	3	6	0	0	27
	9	498	251	162	14	17	4	3	7	1	1	38
	10	229	129	67	16	9	1	1	2	0	0	4
	11	324	135	123	15	20	3	4	3	0	0	21
	12	291	130	90	15	12	2	7	3	0	0	32
	13	506	212	182	19	19	2	5	6	0	0	61
	14	344	148	107	26	9	1	6	8	0	0	39
	15	741	338	257	25	30	0	8	18	0	0	65
	16	382	192	126	23	10	2	1	4	0	0	24
	17	478	234	162	27	17	1	6	3	0	0	28
	18	511	179	214	43	14	6	5	4	0	0	46
	19	377	167	117	29	18	0	1	11	0	0	34
	20	411	181	146	17	18	1	5	12	1	0	30
	21	360	151	148	12	13	2	6	5	1	0	22
	22	327	152	101	29	15	2	5	1	1	0	21
	23	433	186	154	33	14	1	6	4	0	0	35
	24	1,018	502	317	53	37	5	5	11	2	0	86
	25	382	161	137	22	15	4	3	5	1	0	34
	26	521	192	237	33	16	2	6	7	1	0	27
	27	592	275	200	29	18	2	3	13	0	0	52
	28	329	138	125	18	12	2	5	5	0	0	24
	29	437	215	132	21	17	4	4	6	1	0	37
	30	265	120	102	11	6	0	1	4	0	0	21
	31	356	148	145	16	10	2	4	7	1	0	23

COUNTY COURT JUDGE
DETAIL

LEGISLATIVE DISTRICT OR TOWN	ELECTION DISTRICT	TOTAL VOTES	MEREDITH A. VACCA	DEREK M. HARNSBERGER	DEREK M. HARNSBERGER	MEREDITH A. VACCA	DEREK M. HARNSBERGER	MEREDITH A. VACCA	MEREDITH A. VACCA	MEREDITH A. VACCA	SCATTER	BLANK AND VOID
			DEM	REP	CON	WOR	GRE	LBT	IND	SAM		
Gates	32	447	211	144	34	12	6	4	5	0	1	30
	33	249	122	75	16	11	1	2	2	0	0	20
	34	422	171	170	14	12	2	4	5	0	1	43
	35	317	138	107	15	22	1	2	5	0	0	27
Gates		15,484	6,989	5,331	842	589	75	150	223	14	3	1,268
Greece	1	422	173	150	35	23	1	1	5	0	0	34
	2	552	195	241	45	18	6	3	6	0	1	37
	3	413	166	162	25	12	3	3	3	0	0	39
	4	395	190	135	22	8	1	7	5	0	0	27
	5	342	148	123	17	10	3	7	9	0	0	25
	6	322	146	106	13	15	1	5	7	0	0	29
	7	490	211	180	23	22	2	4	3	0	0	45
	8	411	170	138	27	19	4	5	6	1	0	41
	9	434	199	138	18	28	1	8	9	0	0	33
	10	386	181	119	17	18	4	4	8	0	0	35
	11	246	114	77	11	13	2	3	5	0	0	21
	12	293	122	98	16	14	1	5	3	0	0	34
	13	370	180	122	24	13	2	6	4	0	0	19
	14	298	127	97	25	19	2	3	5	0	0	20
	15	375	166	139	29	13	1	1	6	0	0	20
	16	313	124	121	19	10	4	6	4	0	0	25
	17	559	209	241	44	19	2	3	13	0	0	28
	18	484	212	170	29	17	3	8	10	0	0	35

COUNTY COURT JUDGE
DETAIL

LEGISLATIVE DISTRICT OR TOWN	ELECTION DISTRICT	TOTAL VOTES	MEREDITH A. VACCA	DEREK M. HARNSBERGER	DEREK M. HARNSBERGER	MEREDITH A. VACCA	DEREK M. HARNSBERGER	MEREDITH A. VACCA	MEREDITH A. VACCA	MEREDITH A. VACCA	SCATTER	BLANK AND VOID
			DEM	REP	CON	WOR	GRE	LBT	IND	SAM		
Greece												
	19	368	178	119	11	17	4	7	3	0	0	29
	20	441	193	148	18	27	1	7	6	1	0	40
	21	384	164	130	27	18	3	4	9	2	0	27
	22	321	146	101	21	17	1	3	6	0	0	26
	23	556	239	192	34	17	2	6	8	1	0	57
	24	558	200	257	33	13	3	3	13	1	0	35
	25	458	207	146	24	16	4	5	8	1	0	47
	26	351	159	113	23	16	1	3	3	0	0	33
	27	838	395	272	47	23	2	2	14	0	0	83
	28	546	212	224	32	13	3	8	10	0	0	44
	29	434	182	156	26	15	1	6	8	0	0	40
	30	303	132	92	24	14	1	5	5	0	0	30
	31	366	150	137	30	17	2	3	3	2	0	22
	32	441	221	144	17	13	4	7	10	0	1	24
	33	532	198	214	39	14	1	3	10	0	0	53
	34	479	175	203	36	21	1	7	5	0	0	31
	35	405	170	147	25	14	2	6	6	0	0	35
	36	605	253	232	39	18	3	4	7	0	0	49
	37	303	122	115	26	8	2	3	6	1	0	20
	38	657	291	248	41	23	4	4	8	0	0	38
	39	311	138	111	25	7	1	5	3	0	0	21
	40	363	169	127	19	14	0	4	2	0	0	28
	41	495	227	155	35	19	0	4	11	0	0	44
	42	418	196	138	27	12	1	4	6	1	0	33

COUNTY COURT JUDGE
DETAIL

LEGISLATIVE DISTRICT OR TOWN	ELECTION DISTRICT	TOTAL VOTES	MEREDITH A. VACCA	DEREK M. HARNSBERGER	DEREK M. HARNSBERGER	MEREDITH A. VACCA	DEREK M. HARNSBERGER	MEREDITH A. VACCA	MEREDITH A. VACCA	MEREDITH A. VACCA	SCATTER	BLANK AND VOID
			DEM	REP	CON	WOR	GRE	LBT	IND	SAM		
Greece												
	43	518	171	217	53	21	4	1	13	0	0	38
	44	635	261	233	49	23	5	6	4	1	0	53
	45	758	251	355	57	17	6	9	11	0	0	52
	46	321	164	81	11	23	1	6	6	0	0	29
	47	394	172	125	36	13	4	6	11	0	0	27
	48	319	145	102	19	10	1	4	5	0	0	33
	49	327	152	117	23	7	1	3	3	0	0	21
	50	408	160	148	34	23	1	4	9	0	1	28
	51	280	117	99	19	5	2	4	8	1	0	25
	52	591	255	224	34	19	4	8	13	0	0	34
	53	431	240	117	17	16	3	2	6	0	0	30
	54	518	163	246	37	15	0	7	8	0	0	42
	55	335	126	144	22	12	1	1	10	0	0	19
	56	518	221	188	34	14	5	3	7	0	0	46
	57	445	179	166	31	7	1	0	9	0	0	52
	58	563	239	224	35	14	2	4	3	1	0	41
	59	421	263	69	14	17	4	10	8	1	0	35
	60	379	172	136	27	13	3	1	5	1	0	21
	61	461	237	146	18	11	1	5	6	0	0	37
	62	637	290	234	26	19	5	6	10	0	0	47
	63	480	234	137	25	15	7	8	6	2	0	46
	64	401	160	140	18	22	1	8	5	0	0	47
	65	417	175	144	27	9	1	5	7	1	0	48
	66	284	133	90	17	9	4	3	3	0	0	25

COUNTY COURT JUDGE
DETAIL

LEGISLATIVE DISTRICT OR TOWN	ELECTION DISTRICT	TOTAL VOTES	MEREDITH A. VACCA	DEREK M. HARNSBERGER	DEREK M. HARNSBERGER	MEREDITH A. VACCA	DEREK M. HARNSBERGER	MEREDITH A. VACCA	MEREDITH A. VACCA	MEREDITH A. VACCA	SCATTER	BLANK AND VOID
			DEM	REP	CON	WOR	GRE	LBT	IND	SAM		
Greece												
	67	397	130	176	32	14	8	2	2	0	0	33
	68	543	214	207	45	16	2	0	11	1	0	47
	69	286	108	118	20	9	2	6	3	0	0	20
	70	1,353	479	630	84	28	4	13	21	1	0	93
	71	532	211	194	25	20	6	4	11	0	0	61
	72	662	309	232	45	6	4	6	11	0	0	49
	73	304	143	81	21	16	1	5	8	0	0	29
	74	441	246	113	18	10	0	5	13	0	0	36
	75	363	160	144	14	8	1	5	2	0	0	29
	76	358	108	176	26	9	0	4	5	0	0	30
	77	507	216	185	39	11	1	3	7	0	1	44
	78	327	132	130	18	8	3	0	6	1	0	29
	79	984	387	392	90	15	3	11	13	2	0	71
	80	541	222	208	41	13	4	3	10	0	0	40
	81	300	119	121	19	8	2	2	6	0	0	23
	82	575	319	158	22	21	3	10	10	0	0	32
	83	311	151	88	21	13	2	2	4	0	0	30
	84	552	234	209	31	13	5	3	6	0	0	51
	85	589	251	222	42	11	2	3	15	0	0	43
	86	549	204	247	51	6	0	4	3	0	0	34
	87	375	164	129	29	9	5	4	7	0	0	28
	88	534	251	177	37	13	2	8	7	0	0	39
	89	387	174	142	20	14	0	1	2	1	0	33
	90	579	219	231	55	19	2	2	6	1	0	44

COUNTY COURT JUDGE
DETAIL

LEGISLATIVE DISTRICT OR TOWN	ELECTION DISTRICT	TOTAL VOTES	MEREDITH A. VACCA	DEREK M. HARNSBERGER	DEREK M. HARNSBERGER	MEREDITH A. VACCA	DEREK M. HARNSBERGER	MEREDITH A. VACCA	MEREDITH A. VACCA	MEREDITH A. VACCA	SCATTER	BLANK AND VOID
			DEM	REP	CON	WOR	GRE	LBT	IND	SAM		
Greece	91	842	323	335	63	20	3	9	11	0	1	77
	92	813	360	291	41	25	2	11	16	0	0	67
	93	649	319	206	33	17	10	4	11	1	0	48
	94	545	224	212	32	25	3	7	5	0	0	37
	95	355	159	122	18	17	4	4	3	1	0	27
	96	602	322	180	33	15	6	5	8	0	0	33
	97	847	340	356	48	19	3	7	13	1	1	59
	98	816	369	274	48	30	2	7	16	1	0	69
	99	499	164	241	46	11	0	2	5	0	0	30
	100	701	286	279	43	21	1	12	10	0	0	49
	101	314	115	128	24	10	2	5	7	0	0	23
	102	764	292	313	42	22	2	9	17	0	0	67
	103	525	205	216	46	11	0	4	2	0	0	41
	104	374	146	144	29	6	2	4	6	0	0	37
	105	593	231	259	39	9	1	4	12	0	0	38
	106	453	171	193	32	6	2	8	4	0	0	37
	107	417	146	195	27	13	0	3	2	0	0	31
	108	425	153	193	32	11	0	0	4	0	0	32
	109	709	293	288	39	12	3	3	17	2	0	52
Greece		52,471	22,199	19,495	3,361	1,641	265	523	815	32	6	4,134
Hamlin	1	496	174	207	30	17	2	3	8	0	0	55
	2	510	145	256	48	11	3	11	7	0	0	29
	3	545	142	279	44	16	5	9	9	0	0	41

COUNTY COURT JUDGE
DETAIL

LEGISLATIVE DISTRICT OR TOWN	ELECTION DISTRICT	TOTAL VOTES	MEREDITH A. VACCA	DEREK M. HARNSBERGER	DEREK M. HARNSBERGER	MEREDITH A. VACCA	DEREK M. HARNSBERGER	MEREDITH A. VACCA	MEREDITH A. VACCA	MEREDITH A. VACCA	SCATTER	BLANK AND VOID
			DEM	REP	CON	WOR	GRE	LBT	IND	SAM		
Hamlin												
	4	370	96	197	40	8	0	3	6	1	0	19
	5	495	129	241	49	9	0	10	8	1	0	48
	6	415	142	196	27	11	4	3	1	0	1	30
	7	603	179	294	43	19	2	5	15	1	0	45
	8	353	86	179	34	9	2	6	7	0	0	30
	9	317	80	170	23	7	2	3	5	0	1	26
	10	557	148	277	41	20	3	9	12	0	0	47
Hamlin		4,661	1,321	2,296	379	127	23	62	78	3	2	370
Henrietta												
	1	607	296	217	29	11	4	9	12	0	0	29
	2	530	251	172	29	18	4	5	11	3	0	37
	3	313	185	61	12	13	2	11	10	1	0	18
	4	541	318	134	21	15	2	9	10	1	0	31
	5	492	229	160	37	14	3	4	14	0	0	31
	6	463	213	168	28	13	2	3	7	0	0	29
	7	389	209	114	25	13	3	4	7	0	0	14
	8	421	184	146	27	20	1	7	14	0	0	22
	9	409	217	121	17	11	2	7	6	0	0	28
	10	474	220	160	37	11	2	3	5	1	0	35
	11	448	239	118	20	24	2	2	8	0	1	34
	12	440	191	156	21	19	3	11	15	0	0	24
	13	953	530	264	36	31	2	14	10	0	0	66
	14	441	239	110	25	15	5	5	12	0	0	30
	15	803	407	226	41	35	7	10	21	0	0	56

COUNTY COURT JUDGE
DETAIL

LEGISLATIVE DISTRICT OR TOWN	ELECTION DISTRICT	TOTAL VOTES	MEREDITH A. VACCA	DEREK M. HARNSBERGER	DEREK M. HARNSBERGER	MEREDITH A. VACCA	DEREK M. HARNSBERGER	MEREDITH A. VACCA	MEREDITH A. VACCA	MEREDITH A. VACCA	SCATTER	BLANK AND VOID
			DEM	REP	CON	WOR	GRE	LBT	IND	SAM		
Henrietta												
	16	279	133	77	5	17	2	4	8	0	0	33
	17	526	280	132	43	24	2	6	16	0	1	22
	18	577	289	171	25	23	1	11	12	0	0	45
	19	437	221	130	22	22	2	8	6	0	0	26
	20	823	396	246	44	37	6	15	12	2	1	64
	21	373	189	112	25	12	2	7	7	0	0	19
	22	683	370	212	40	20	3	6	9	0	0	23
	23	556	308	145	24	24	2	5	6	0	0	42
	24	599	345	131	29	18	5	11	10	1	0	49
	25	426	199	140	36	16	2	2	10	0	0	21
	26	1,028	502	346	66	26	7	9	10	1	2	59
	27	726	357	232	40	19	3	13	11	1	0	50
	28	594	261	208	43	24	6	6	11	1	0	34
	29	1,813	969	520	87	59	5	19	29	0	0	125
	30	1,300	741	312	59	63	8	18	25	1	0	73
	31	350	196	82	17	9	1	6	8	0	0	31
	32	727	422	203	33	19	1	5	15	0	0	29
	33	356	157	118	19	24	3	1	5	0	0	29
	34	351	183	109	9	14	1	6	3	1	0	25
	35	704	319	239	36	21	6	9	15	1	0	58
Henrietta		20,952	10,765	6,192	1,107	754	112	271	390	15	5	1,341
Irondequoit												
	1	732	403	192	32	31	6	2	14	1	0	51
	2	372	195	101	23	14	1	3	4	2	0	29

COUNTY COURT JUDGE
DETAIL

LEGISLATIVE DISTRICT OR TOWN	ELECTION DISTRICT	TOTAL VOTES	MEREDITH A. VACCA	DEREK M. HARNSBERGER	DEREK M. HARNSBERGER	MEREDITH A. VACCA	DEREK M. HARNSBERGER	MEREDITH A. VACCA	MEREDITH A. VACCA	MEREDITH A. VACCA	SCATTER	BLANK AND VOID
			DEM	REP	CON	WOR	GRE	LBT	IND	SAM		
Irondequoit												
	3	560	251	175	28	32	6	9	12	0	0	47
	4	229	100	83	11	10	2	5	3	0	0	15
	5	457	265	101	15	31	0	9	7	0	0	29
	6	651	382	143	37	32	7	10	14	1	0	25
	7	599	314	153	52	33	1	1	13	0	0	32
	8	448	211	151	23	9	1	5	20	0	0	28
	9	474	231	159	18	14	2	4	7	0	0	39
	10	419	224	116	33	4	4	5	18	0	0	15
	11	255	129	78	11	12	3	2	6	0	0	14
	12	423	242	84	19	23	1	9	11	0	0	34
	13	559	339	121	30	25	3	6	6	0	0	29
	14	641	295	204	51	15	4	15	12	2	0	43
	15	521	247	183	26	21	3	2	8	0	1	30
	16	714	401	193	30	23	4	13	7	0	0	43
	17	324	174	82	20	16	3	2	4	0	0	23
	18	432	221	138	16	11	1	10	4	1	0	30
	19	566	359	106	12	38	1	1	8	0	0	41
	20	371	185	119	22	13	0	1	4	1	1	25
	21	481	270	102	30	31	1	2	12	1	0	32
	22	478	248	130	26	30	4	7	6	1	0	26
	23	395	224	94	11	26	1	8	4	1	1	25
	24	405	241	79	29	22	4	5	6	0	0	19
	25	464	237	132	26	17	1	10	12	0	0	29
	26	376	229	89	11	10	1	6	2	0	0	28

COUNTY COURT JUDGE
DETAIL

LEGISLATIVE DISTRICT OR TOWN	ELECTION DISTRICT	TOTAL VOTES	MEREDITH A. VACCA	DEREK M. HARNSBERGER	DEREK M. HARNSBERGER	MEREDITH A. VACCA	DEREK M. HARNSBERGER	MEREDITH A. VACCA	MEREDITH A. VACCA	MEREDITH A. VACCA	SCATTER	BLANK AND VOID
			DEM	REP	CON	WOR	GRE	LBT	IND	SAM		
Irondequoit	27	288	148	81	16	13	4	1	5	0	0	20
	28	426	173	174	24	12	2	5	4	0	0	32
	29	396	209	103	21	15	2	6	10	0	0	30
	30	424	208	132	19	20	3	6	7	2	0	27
	31	559	318	138	27	26	3	7	15	0	0	25
	32	509	305	106	14	41	5	5	6	0	0	27
	33	328	145	121	24	10	2	4	5	1	0	16
	34	673	325	235	32	19	3	9	8	2	0	40
	35	341	186	83	7	22	1	6	11	0	0	25
	36	319	171	76	12	19	1	0	4	0	1	35
	37	381	177	124	17	15	3	2	6	0	0	37
	38	278	141	83	8	16	1	1	3	0	0	25
	39	145	66	45	8	0	0	0	3	0	0	23
	40	253	140	68	11	10	1	6	7	0	0	10
	41	468	257	125	11	20	5	7	12	1	0	30
	42	489	227	154	28	25	4	10	12	0	0	29
	43	372	217	90	15	18	0	1	4	0	0	27
	44	757	368	253	25	23	2	4	20	1	0	61
	45	331	177	79	24	10	1	2	10	0	0	28
	46	454	209	153	15	18	3	7	8	1	0	40
	47	165	86	53	11	5	2	0	2	0	0	6
	48	404	199	131	22	14	0	3	11	0	0	24
	49	553	282	179	27	14	4	5	8	1	0	33
	50	405	216	100	15	19	1	5	5	0	0	44

COUNTY COURT JUDGE
DETAIL

LEGISLATIVE DISTRICT OR TOWN	ELECTION DISTRICT	TOTAL VOTES	MEREDITH A. VACCA	DEREK M. HARNSBERGER	DEREK M. HARNSBERGER	MEREDITH A. VACCA	DEREK M. HARNSBERGER	MEREDITH A. VACCA	MEREDITH A. VACCA	MEREDITH A. VACCA	SCATTER	BLANK AND VOID
			DEM	REP	CON	WOR	GRE	LBT	IND	SAM		
Irondequoit	51	499	251	135	29	25	3	10	14	0	0	32
	52	537	295	141	16	19	2	5	9	0	0	50
	53	440	234	128	14	6	5	6	8	1	0	38
	54	150	83	40	5	5	2	1	5	0	0	9
	55	499	293	107	21	25	3	10	10	0	1	29
	56	364	210	94	18	15	2	2	5	0	0	18
	57	636	327	181	31	20	7	4	6	0	0	60
	58	551	304	123	33	25	4	4	12	0	0	46
	59	413	202	130	24	10	2	3	4	1	0	37
	60	429	212	134	20	18	4	3	5	0	0	33
	61	556	276	172	24	23	2	8	18	1	0	32
	62	451	239	123	26	17	0	4	7	0	0	35
	63	355	178	94	22	20	0	7	9	1	0	24
	64	194	120	35	2	7	1	0	4	1	0	24
	65	320	192	86	9	8	1	1	9	0	0	14
	66	279	185	46	3	11	0	1	5	0	0	28
	67	338	162	103	12	18	0	6	3	0	0	34
	68	452	253	120	13	21	3	0	3	0	0	39
		29,527	15,583	8,186	1,397	1,240	159	329	546	25	5	2,057
Irondequoit Mendon	1	811	366	292	52	16	2	11	16	3	0	53
	2	733	371	211	39	34	4	13	19	0	0	42
	3	762	316	278	64	32	8	12	11	0	0	41
	4	568	252	194	24	29	5	9	9	3	0	43

COUNTY COURT JUDGE
DETAIL

LEGISLATIVE DISTRICT OR TOWN	ELECTION DISTRICT	TOTAL VOTES	MEREDITH A. VACCA	DEREK M. HARNSBERGER	DEREK M. HARNSBERGER	MEREDITH A. VACCA	DEREK M. HARNSBERGER	MEREDITH A. VACCA	MEREDITH A. VACCA	MEREDITH A. VACCA	SCATTER	BLANK AND VOID
			DEM	REP	CON	WOR	GRE	LBT	IND	SAM		
Mendon	5	702	332	245	60	15	6	9	13	1	0	21
	6	737	320	284	58	20	1	13	12	0	0	29
	7	816	339	317	60	20	1	12	10	1	0	56
	8	345	146	111	24	24	2	8	10	0	0	20
	9	601	275	232	39	15	1	8	6	0	0	25
		6,075	2,717	2,164	420	205	30	95	106	8	0	330
Mendon	1	509	209	197	39	12	1	5	9	0	0	37
	2	515	206	199	45	13	5	5	11	0	0	31
	3	829	292	371	61	21	2	6	11	1	0	64
	4	490	158	225	45	9	0	0	11	0	0	42
	5	512	163	227	39	13	4	0	14	0	0	52
	6	737	302	275	46	17	7	11	12	0	0	67
	7	342	87	167	43	4	0	1	8	0	0	32
	8	655	251	283	28	22	4	5	8	0	0	54
	9	511	201	199	34	20	3	6	12	1	0	35
	10	533	199	220	46	8	2	9	7	1	0	41
	11	597	194	254	63	18	5	4	10	0	0	49
	12	789	237	381	56	19	3	11	19	0	0	63
	13	618	225	249	42	22	9	7	13	1	0	50
	14	507	175	210	34	17	4	5	10	0	0	52
	15	767	232	358	68	20	1	10	12	0	0	66
	16	356	84	188	37	8	0	7	7	0	0	25
	17	506	160	222	44	15	4	7	7	0	0	47

COUNTY COURT JUDGE
DETAIL

LEGISLATIVE DISTRICT OR TOWN	ELECTION DISTRICT	TOTAL VOTES	MEREDITH A. VACCA	DEREK M. HARNSBERGER	DEREK M. HARNSBERGER	MEREDITH A. VACCA	DEREK M. HARNSBERGER	MEREDITH A. VACCA	MEREDITH A. VACCA	MEREDITH A. VACCA	SCATTER	BLANK AND VOID
			DEM	REP	CON	WOR	GRE	LBT	IND	SAM		
Ogden	18	840	316	315	70	40	4	16	11	1	0	67
	19	627	226	244	60	17	3	6	12	0	1	58
	20	625	200	282	66	9	3	10	16	2	0	37
		11,865	4,117	5,066	966	324	64	131	220	7	1	969
Ogden	1	666	209	281	82	11	8	12	12	3	0	48
	2	705	210	338	60	19	3	5	8	1	0	61
	3	561	157	281	44	20	2	4	6	0	0	47
	4	591	131	337	51	19	1	6	16	0	1	29
	5	373	119	180	31	13	1	2	5	1	0	21
	6	297	82	159	20	5	0	8	2	0	0	21
	7	557	170	258	52	24	2	5	5	0	0	41
	8	678	225	307	47	19	1	12	9	1	0	57
	9	601	166	328	46	14	2	3	9	0	0	33
	10	555	140	258	74	12	5	7	9	0	0	50
	11	624	204	284	60	15	6	7	6	0	0	42
	12	691	247	314	50	15	4	3	9	0	0	49
	13	1,151	354	560	80	26	6	13	28	0	1	83
	14	527	178	230	34	18	3	6	9	1	0	48
	15	712	221	318	64	17	5	13	14	0	0	60
Parma		9,289	2,813	4,433	795	247	49	106	147	7	2	690
Penfield	1	310	153	83	19	9	4	6	6	0	0	30
	2	557	295	157	21	24	5	4	13	0	0	38

COUNTY COURT JUDGE
DETAIL

LEGISLATIVE DISTRICT OR TOWN	ELECTION DISTRICT	TOTAL VOTES	MEREDITH A. VACCA	DEREK M. HARNSBERGER	DEREK M. HARNSBERGER	MEREDITH A. VACCA	DEREK M. HARNSBERGER	MEREDITH A. VACCA	MEREDITH A. VACCA	MEREDITH A. VACCA	SCATTER	BLANK AND VOID
			DEM	REP	CON	WOR	GRE	LBT	IND	SAM		
Penfield												
	3	470	174	200	29	18	5	6	2	0	0	36
	4	820	303	333	77	22	8	9	7	2	0	59
	5	571	273	180	45	17	3	1	12	0	0	40
	6	454	185	184	33	11	1	6	6	0	0	28
	7	487	257	125	42	18	4	6	8	1	0	26
	8	384	159	146	25	15	3	3	8	1	0	24
	9	573	335	136	29	30	0	2	13	0	0	28
	10	395	204	126	21	9	2	3	6	0	0	24
	11	336	163	114	16	11	2	3	5	0	0	22
	12	525	291	135	32	26	2	4	6	0	0	29
	13	836	410	267	45	22	5	11	8	0	0	68
	14	707	234	318	55	25	6	12	14	0	0	43
	15	813	412	269	32	24	5	3	13	0	0	55
	16	228	107	62	12	11	2	5	7	0	1	21
	17	538	247	204	24	13	5	6	11	1	0	27
	18	404	200	137	20	14	0	6	8	1	0	18
	19	742	369	245	36	33	5	8	9	2	0	35
	20	623	321	175	44	25	4	5	7	1	0	41
	21	592	315	160	32	17	5	9	12	0	0	42
	22	586	326	155	27	26	5	7	13	0	0	27
	23	753	372	243	47	25	4	5	12	0	0	45
	24	725	345	236	49	30	4	10	14	0	0	37
	25	463	181	190	40	11	2	5	3	0	0	31
	26	338	142	116	22	16	1	5	10	0	0	26

COUNTY COURT JUDGE
DETAIL

LEGISLATIVE DISTRICT OR TOWN	ELECTION DISTRICT	TOTAL VOTES	MEREDITH A. VACCA	DEREK M. HARNSBERGER	DEREK M. HARNSBERGER	MEREDITH A. VACCA	DEREK M. HARNSBERGER	MEREDITH A. VACCA	MEREDITH A. VACCA	MEREDITH A. VACCA	SCATTER	BLANK AND VOID
			DEM	REP	CON	WOR	GRE	LBT	IND	SAM		
Penfield	27	551	296	176	28	11	1	3	6	1	0	29
	28	501	221	154	33	24	0	5	13	0	0	51
	29	806	420	236	37	37	2	11	11	0	0	52
	30	1,116	487	429	64	43	3	9	8	0	0	73
	31	349	161	115	13	14	3	2	2	1	0	38
	32	365	207	102	15	8	1	3	5	0	0	24
	33	470	220	154	38	18	1	4	11	2	0	22
	34	542	242	201	31	7	2	7	5	0	0	47
	35	816	441	249	39	27	2	6	15	0	0	37
	36	565	307	176	14	23	0	5	6	2	0	32
	37	1,078	452	444	64	24	7	7	12	0	0	68
	38	367	150	151	15	7	4	4	9	0	0	27
	39	428	197	166	23	13	1	3	4	0	0	21
	40	739	329	278	31	22	0	3	15	2	0	59
	41	723	306	302	34	13	2	6	15	0	0	45
	42	606	249	243	36	13	3	7	9	0	0	46
Penfield		24,252	11,458	8,272	1,389	806	124	235	379	17	1	1,571
Perinton	1	872	413	301	57	23	5	14	13	1	0	45
	2	659	357	181	38	30	5	10	12	2	0	24
	3	466	223	151	34	12	2	3	8	0	0	33
	4	507	266	153	26	15	4	5	8	1	0	29
	5	316	170	81	19	16	3	5	8	0	0	14
	6	453	261	114	23	24	2	6	5	0	1	17

COUNTY COURT JUDGE
DETAIL

LEGISLATIVE DISTRICT OR TOWN	ELECTION DISTRICT	TOTAL VOTES	MEREDITH A. VACCA	DEREK M. HARNSBERGER	DEREK M. HARNSBERGER	MEREDITH A. VACCA	DEREK M. HARNSBERGER	MEREDITH A. VACCA	MEREDITH A. VACCA	MEREDITH A. VACCA	SCATTER	BLANK AND VOID
			DEM	REP	CON	WOR	GRE	LBT	IND	SAM		
Perinton												
	7	577	306	179	27	24	2	6	6	0	0	27
	8	493	253	153	25	17	4	7	9	2	0	23
	9	731	364	249	39	26	1	4	16	1	0	31
	10	588	329	158	28	19	4	5	13	0	0	32
	11	365	172	117	23	20	2	4	3	1	0	23
	12	486	255	151	30	19	2	3	3	2	0	21
	13	437	218	163	23	13	1	3	2	0	0	14
	14	492	249	151	28	11	1	14	9	0	0	29
	15	635	305	231	20	18	4	3	13	0	0	41
	16	400	197	141	22	11	0	2	8	0	0	19
	17	537	295	149	26	21	4	9	8	0	0	25
	18	492	251	150	23	16	6	9	8	1	0	28
	19	473	227	159	31	15	2	6	8	1	0	24
	20	491	247	162	25	18	0	3	5	0	0	31
	21	648	320	202	37	23	3	4	12	1	0	46
	22	379	200	116	21	13	2	2	4	0	0	21
	23	767	402	244	34	29	2	13	9	1	0	33
	24	809	407	263	41	23	4	2	12	1	0	56
	25	406	240	92	20	17	2	4	7	1	0	23
	26	540	272	194	37	8	4	5	5	0	0	15
	27	432	194	159	23	14	5	4	4	0	0	29
	28	432	205	162	22	11	3	4	5	1	0	19
	29	320	170	98	19	14	0	1	9	1	0	8
	30	551	275	187	21	21	4	6	5	0	0	32

COUNTY COURT JUDGE
DETAIL

LEGISLATIVE DISTRICT OR TOWN	ELECTION DISTRICT	TOTAL VOTES	MEREDITH A. VACCA	DEREK M. HARNSBERGER	DEREK M. HARNSBERGER	MEREDITH A. VACCA	DEREK M. HARNSBERGER	MEREDITH A. VACCA	MEREDITH A. VACCA	MEREDITH A. VACCA	SCATTER	BLANK AND VOID
			DEM	REP	CON	WOR	GRE	LBT	IND	SAM		
Perinton												
	31	592	307	195	27	13	1	6	10	3	0	30
	32	473	274	112	35	15	3	5	9	1	1	18
	33	548	323	141	23	22	2	8	7	0	0	22
	34	770	382	260	47	16	2	6	6	1	0	50
	35	445	218	140	31	18	2	4	7	2	0	23
	36	418	238	114	17	22	2	5	4	0	0	16
	37	578	300	179	27	23	4	3	10	0	0	32
	38	765	388	247	37	29	7	4	11	2	0	40
	39	700	341	236	46	18	1	8	11	0	0	39
	40	406	201	140	18	18	1	4	8	0	0	16
	41	358	185	97	34	12	2	4	9	1	0	14
	42	564	267	193	29	16	1	12	10	1	0	35
	43	1,006	482	370	50	25	4	8	14	0	1	52
	44	442	218	141	27	12	3	3	11	1	1	25
	45	1,002	480	365	61	25	3	7	14	0	0	47
	46	308	175	72	19	12	2	3	4	2	0	19
	47	622	298	205	38	15	1	4	18	1	1	41
	48	454	232	142	26	16	2	6	8	1	0	21
	49	432	221	155	25	3	0	5	5	1	0	17
	50	230	125	48	10	10	2	2	3	0	0	30
	51	656	256	296	49	19	3	4	1	0	0	28
	52	688	386	200	26	16	3	8	8	0	0	41
	53	439	231	142	25	15	0	2	6	2	0	16
	54	954	461	362	53	20	0	5	14	0	1	38

COUNTY COURT JUDGE
DETAIL

LEGISLATIVE DISTRICT OR TOWN	ELECTION DISTRICT	TOTAL VOTES	MEREDITH A. VACCA	DEREK M. HARNSBERGER	DEREK M. HARNSBERGER	MEREDITH A. VACCA	DEREK M. HARNSBERGER	MEREDITH A. VACCA	MEREDITH A. VACCA	MEREDITH A. VACCA	SCATTER	BLANK AND VOID
			DEM	REP	CON	WOR	GRE	LBT	IND	SAM		
Perinton	55	538	261	195	18	12	1	10	9	0	0	32
	56	979	437	378	48	26	3	17	18	2	0	50
Perinton		31,121	15,730	10,136	1,688	989	138	319	472	39	6	1,604
Pittsford	1	442	269	111	14	14	3	7	5	0	0	19
	2	477	304	96	17	21	3	4	6	0	0	26
	3	699	383	225	22	15	1	3	6	0	0	44
	4	684	387	195	29	20	2	6	9	0	0	36
	5	392	240	93	13	12	3	5	3	0	0	23
	6	347	221	74	2	10	0	2	9	2	0	27
	7	254	152	57	13	8	1	6	3	0	0	14
	8	487	238	176	28	10	2	3	4	1	0	25
	9	521	276	160	21	18	4	5	3	0	0	34
	10	755	402	264	29	19	3	6	6	0	0	26
	11	447	220	131	30	18	3	5	7	1	0	32
	12	544	298	177	17	15	0	6	10	0	0	21
	13	367	188	114	14	22	3	4	9	0	0	13
	14	647	348	214	22	20	4	2	6	1	1	29
	15	457	232	139	19	21	4	3	9	0	0	30
	16	423	251	122	14	9	1	4	6	1	0	15
	17	651	409	151	29	20	2	3	9	0	0	28
	18	459	279	124	23	13	0	1	6	1	0	12
	19	314	139	113	32	9	1	3	2	1	0	14
	20	523	291	150	25	16	3	1	6	2	0	29

COUNTY COURT JUDGE
DETAIL

LEGISLATIVE DISTRICT OR TOWN	ELECTION DISTRICT	TOTAL VOTES	MEREDITH A. VACCA	DEREK M. HARNSBERGER	DEREK M. HARNSBERGER	MEREDITH A. VACCA	DEREK M. HARNSBERGER	MEREDITH A. VACCA	MEREDITH A. VACCA	MEREDITH A. VACCA	SCATTER	BLANK AND VOID
			DEM	REP	CON	WOR	GRE	LBT	IND	SAM		
Pittsford	21	568	344	139	24	14	6	6	12	0	0	23
	22	618	346	179	31	17	2	4	6	1	0	32
	23	452	224	144	31	11	0	7	8	0	0	27
	24	588	318	196	31	7	1	1	6	1	0	27
	25	605	344	165	28	11	0	4	17	1	0	35
	26	517	261	165	33	20	3	6	8	0	0	21
	27	484	292	130	21	10	2	3	9	0	0	17
	28	514	293	159	8	19	4	3	6	2	0	20
	29	498	248	180	23	13	1	3	6	1	0	23
	30	484	282	150	11	15	2	3	4	1	0	16
	31	635	341	206	25	13	4	4	7	1	0	34
	32	585	319	190	25	13	2	6	4	1	2	23
	33	914	493	274	46	27	2	13	10	0	0	49
	34	956	529	292	30	25	7	9	10	2	0	52
Pittsford		18,308	10,161	5,455	780	525	79	151	237	21	3	896
Riga	1	864	290	369	90	27	8	13	20	0	0	47
	2	627	185	304	71	15	2	10	4	2	0	34
	3	521	204	211	35	11	1	6	10	0	0	43
	4	543	147	277	47	9	2	13	10	0	0	38
	5	527	143	276	40	18	6	6	5	1	0	32
	6	497	124	244	65	15	2	8	7	0	0	32
Riga		3,579	1,093	1,681	348	95	21	56	56	3	0	226

COUNTY COURT JUDGE
DETAIL

LEGISLATIVE DISTRICT OR TOWN	ELECTION DISTRICT	TOTAL VOTES	MEREDITH A. VACCA	DEREK M. HARNSBERGER	DEREK M. HARNSBERGER	MEREDITH A. VACCA	DEREK M. HARNSBERGER	MEREDITH A. VACCA	MEREDITH A. VACCA	MEREDITH A. VACCA	SCATTER	BLANK AND VOID
			DEM	REP	CON	WOR	GRE	LBT	IND	SAM		
Rush												
	1	701	281	273	54	28	4	6	9	0	1	45
	2	440	126	214	41	11	1	2	9	0	0	36
	3	601	265	218	40	17	3	9	12	0	0	37
	4	656	244	276	43	22	4	12	12	0	0	43
		<u>2,398</u>	<u>916</u>	<u>981</u>	<u>178</u>	<u>78</u>	<u>12</u>	<u>29</u>	<u>42</u>	<u>0</u>	<u>1</u>	<u>161</u>
Rush												
Sweden												
	1	558	238	187	42	16	3	8	18	0	1	45
	2	369	211	79	9	13	6	10	10	0	0	31
	3	605	311	163	42	25	2	12	8	0	0	42
	4	662	278	224	62	15	7	8	15	0	0	53
	5	147	82	45	3	3	1	1	3	0	0	9
	6	486	190	172	37	20	4	13	14	0	0	36
	7	512	240	178	37	10	1	7	8	1	0	30
	8	482	146	216	53	15	2	3	14	2	0	31
	9	554	243	200	29	18	2	9	12	1	0	40
	10	747	198	343	95	20	3	13	20	0	1	54
	11	205	94	60	13	5	3	4	4	0	0	22
	12	503	151	221	64	11	1	6	12	1	0	36
		<u>5,830</u>	<u>2,382</u>	<u>2,088</u>	<u>486</u>	<u>171</u>	<u>35</u>	<u>94</u>	<u>138</u>	<u>5</u>	<u>2</u>	<u>429</u>
Sweden												
Webster												
	1	503	235	180	29	15	0	8	8	0	0	28
	2	953	477	296	41	37	6	9	12	0	0	75
	3	640	330	204	47	16	0	1	7	1	1	33
	4	325	140	116	17	20	2	9	3	0	0	18

COUNTY COURT JUDGE
DETAIL

LEGISLATIVE DISTRICT OR TOWN	ELECTION DISTRICT	TOTAL VOTES	MEREDITH A. VACCA	DEREK M. HARNSBERGER	DEREK M. HARNSBERGER	MEREDITH A. VACCA	DEREK M. HARNSBERGER	MEREDITH A. VACCA	MEREDITH A. VACCA	MEREDITH A. VACCA	SCATTER	BLANK AND VOID
			DEM	REP	CON	WOR	GRE	LBT	IND	SAM		
Webster												
	5	556	257	189	32	30	1	6	10	1	0	30
	6	491	230	175	27	13	1	10	3	1	0	31
	7	630	267	226	40	22	3	5	7	0	0	60
	8	504	208	189	38	11	5	8	9	0	0	36
	9	533	202	222	44	11	4	6	6	0	0	38
	10	1,269	525	503	88	38	4	12	17	0	0	82
	11	661	278	261	47	17	2	9	5	0	0	42
	12	707	263	329	44	16	4	4	12	0	0	35
	13	504	196	208	32	24	3	3	8	2	0	28
	14	488	240	163	38	18	0	6	8	0	0	15
	15	404	175	160	22	11	1	1	8	0	0	26
	16	809	370	289	58	24	2	6	7	0	0	53
	17	510	188	222	39	14	1	6	11	0	0	29
	18	398	181	154	19	11	5	1	7	0	0	20
	19	829	337	342	55	17	4	7	14	1	0	52
	20	922	334	423	65	17	1	14	12	0	0	56
	21	690	301	245	46	22	4	6	12	0	0	54
	22	583	232	235	43	20	1	8	6	0	0	38
	23	467	212	150	40	12	11	4	6	3	0	29
	24	1,526	655	576	120	37	5	12	29	1	0	91
	25	306	144	107	19	4	2	4	3	0	0	23
	26	618	263	232	47	14	0	4	7	0	0	51
	27	1,195	545	441	63	28	5	15	17	0	0	81
	28	566	249	219	42	19	1	7	8	0	0	21

COUNTY COURT JUDGE
DETAIL

LEGISLATIVE DISTRICT OR TOWN	ELECTION DISTRICT	TOTAL VOTES	MEREDITH A. VACCA	DEREK M. HARNSBERGER	DEREK M. HARNSBERGER	MEREDITH A. VACCA	DEREK M. HARNSBERGER	MEREDITH A. VACCA	MEREDITH A. VACCA	MEREDITH A. VACCA	SCATTER	BLANK AND VOID
			DEM	REP	CON	WOR	GRE	LBT	IND	SAM		
Webster	29	395	202	121	24	12	2	2	1	2	0	29
	30	426	213	126	18	17	6	2	6	1	1	36
	31	658	262	262	55	11	1	4	8	0	1	54
	32	736	312	279	54	19	2	5	7	0	0	58
	33	554	242	212	39	18	2	2	13	0	0	26
	34	329	153	117	22	5	2	8	4	0	0	18
	35	393	166	149	39	10	1	2	9	0	0	17
	36	486	217	173	34	11	1	7	9	1	0	33
	37	973	419	367	38	42	8	12	24	0	0	63
	38	634	306	218	29	14	6	2	12	0	0	47
	39	528	268	166	29	11	1	7	10	0	0	36
	40	1,322	624	463	57	40	2	14	22	0	0	100
	41	831	364	327	46	24	1	2	15	0	0	52
	42	634	260	247	41	17	2	8	19	1	0	39
	43	532	223	203	30	20	2	11	6	0	1	36
Webster		28,018	12,265	10,486	1,797	809	117	279	427	15	4	1,819
Wheatland	1	522	208	204	41	31	1	9	5	0	0	23
	2	520	157	245	42	13	1	4	12	0	0	46
	3	645	285	243	35	12	3	12	13	0	0	42
	4	571	260	182	38	19	7	8	12	1	0	44

COUNTY COURT JUDGE
DETAIL

LEGISLATIVE DISTRICT OR TOWN	ELECTION DISTRICT	TOTAL VOTES	MEREDITH A. VACCA DEM	DEREK M. HARNSBERGER REP	DEREK M. HARNSBERGER CON	MEREDITH A. VACCA WOR	DEREK M. HARNSBERGER GRE	MEREDITH A. VACCA LBT	MEREDITH A. VACCA IND	MEREDITH A. VACCA SAM	SCATTER	BLANK AND VOID
Wheatland	5	604	179	299	75	11	2	9	4	0	0	25
Wheatland		2,862	1,089	1,173	231	86	14	42	46	1	0	180
TOWNS		310,690	144,351	106,320	18,422	10,559	1,597	3,405	5,001	251	47	20,737
GRAND TOTAL:		382,284	192,266	115,045	19,961	14,859	2,185	4,163	5,906	338	77	27,484

SURROGATE COURT JUDGE
SUMMARY

LEGISLATIVE DISTRICT OR TOWN	TOTAL VOTES	CHRISTOPHER S. CIACCIO	ELENA F. CARIOLA	ELENA F. CARIOLA	ELENA F. CARIOLA	ELENA F. CARIOLA	ELENA F. CARIOLA	ELENA F. CARIOLA	ELENA F. CARIOLA	ELENA F. CARIOLA	SCATTER	BLANK AND VOID
		DEM	REP	CON	WOR	GRE	LBT	IND	SAM			
Leg. Dist. 07	958	455	310	37	15	9	14	18	1	0	99	
Leg. Dist. 16	14	8	2	0	1	0	0	0	0	0	3	
Leg. Dist. 21	9,322	6,228	1,364	225	419	86	100	116	12	6	766	
Leg. Dist. 22	5,980	4,231	527	84	181	30	22	33	11	0	861	
Leg. Dist. 23	11,072	7,122	1,999	281	526	132	156	168	13	6	669	
Leg. Dist. 24	6,596	4,390	937	131	457	111	106	67	5	2	390	
Leg. Dist. 25	8,173	5,725	761	113	329	98	68	72	9	2	996	
Leg. Dist. 26	6,374	3,324	1,713	238	248	35	82	102	9	2	621	
Leg. Dist. 27	9,624	6,945	887	182	319	56	51	91	4	5	1,084	
Leg. Dist. 28	6,030	3,826	973	144	244	51	28	72	8	2	682	
Leg. Dist. 29	7,451	4,719	1,145	183	300	42	37	77	8	3	937	
CITY	71,594	46,973	10,618	1,618	3,039	650	664	816	80	28	7,108	
Brighton	20,425	12,664	4,709	593	671	164	228	301	14	1	1,080	
Chili	16,670	6,094	7,463	1,224	433	101	198	268	12	1	876	
Clarkson	3,811	1,039	1,975	349	92	14	56	57	1	0	228	
East Rochester	3,092	1,416	1,131	146	94	21	32	46	2	0	204	
Gates	15,484	6,260	6,247	873	468	73	143	253	12	3	1,152	
Greece	52,471	19,503	22,708	3,566	1,256	280	476	752	34	12	3,884	
Hamlin	4,661	1,181	2,511	380	79	23	57	83	3	2	342	
Henrietta	20,952	9,997	7,177	1,131	528	138	280	364	14	6	1,317	
Irondequoit	29,527	14,763	9,549	1,453	889	168	311	467	17	4	1,906	
Mendon	6,075	2,602	2,405	423	120	38	82	94	5	1	305	
Ogden	11,865	3,570	5,782	997	213	58	137	233	7	1	867	
Parma	9,289	2,438	4,919	808	186	45	98	155	9	1	630	
Penfield	24,252	10,526	9,499	1,374	571	122	231	402	20	0	1,507	
Perinton	31,121	14,464	11,798	1,704	696	158	303	496	28	6	1,468	

SURROGATE COURT JUDGE
SUMMARY

LEGISLATIVE DISTRICT OR TOWN	TOTAL VOTES	CHRISTOPHER S. CIACCIO	ELENA F. CARIOLA	ELENA F. CARIOLA	ELENA F. CARIOLA	ELENA F. CARIOLA	ELENA F. CARIOLA	ELENA F. CARIOLA	ELENA F. CARIOLA	SCATTER	BLANK AND VOID
		DEM	REP	CON	WOR	GRE	LBT	IND	SAM		
Pittsford	18,308	10,008	5,953	781	306	68	154	236	16	1	785
Riga	3,579	961	1,877	366	57	16	55	58	2	1	186
Rush	2,398	822	1,089	189	58	11	33	34	2	1	159
Sweden	5,830	2,182	2,362	516	113	36	87	126	2	1	405
Webster	28,018	11,076	11,967	1,876	564	102	254	417	26	4	1,732
Wheatland	2,862	1,015	1,288	235	62	11	37	50	2	0	162
TOWNS	310,690	132,581	122,409	18,984	7,456	1,647	3,252	4,892	228	46	19,195
GRAND TOTAL:	382,284	179,554	133,027	20,602	10,495	2,297	3,916	5,708	308	74	26,303

SURROGATE COURT JUDGE
DETAIL

LEGISLATIVE DISTRICT OR TOWN	ELECTION DISTRICT	TOTAL VOTES	CHRISTOPHER S. CIACCIO	ELENA F. CARIOLA	ELENA F. CARIOLA	ELENA F. CARIOLA	ELENA F. CARIOLA	ELENA F. CARIOLA	ELENA F. CARIOLA	ELENA F. CARIOLA	SCATTER	BLANK AND VOID
			DEM	REP	CON	WOR	GRE	LBT	IND	SAM		
Leg. Dist. 07												
	1	586	254	224	21	8	3	12	17	0	0	47
	2	372	201	86	16	7	6	2	1	1	0	52
Leg. Dist. 07		958	455	310	37	15	9	14	18	1	0	99
Leg. Dist. 16												
	1	14	8	2	0	1	0	0	0	0	0	3
Leg. Dist. 16		14	8	2	0	1	0	0	0	0	0	3
Leg. Dist. 21												
	1	394	246	80	11	18	5	6	6	1	0	21
	2	355	222	68	14	20	3	4	5	0	0	19
	3	254	152	51	12	10	3	1	2	0	0	23
	4	221	132	35	4	11	0	1	4	1	0	33
	5	260	183	31	5	15	4	4	2	0	0	16
	6	407	298	42	10	14	6	11	4	0	1	21
	7	590	398	108	13	21	5	10	5	1	0	29
	8	186	136	19	3	12	1	1	4	0	0	10
	9	519	344	96	12	26	8	5	4	2	0	22
	10	510	359	76	9	19	5	1	3	2	0	36
	11	342	226	53	12	10	0	3	0	1	0	37
	12	802	501	146	17	45	8	12	13	0	0	60
	13	283	184	35	4	24	2	8	5	0	0	21
	14	175	129	22	4	7	2	1	1	1	0	8
	15	503	341	75	12	16	2	6	10	0	0	41
	16	186	106	40	4	9	0	1	2	1	0	23
	17	394	254	49	14	24	1	3	9	0	0	40
	18	300	204	29	8	13	3	3	2	0	0	38
	19	192	133	19	3	6	1	0	1	1	0	28

SURROGATE COURT JUDGE
DETAIL

LEGISLATIVE DISTRICT OR TOWN	ELECTION DISTRICT	TOTAL VOTES	CHRISTOPHER S. CIACCIO	ELENA F. CARIOLA	ELENA F. CARIOLA	ELENA F. CARIOLA	ELENA F. CARIOLA	ELENA F. CARIOLA	ELENA F. CARIOLA	ELENA F. CARIOLA	SCATTER	BLANK AND VOID
			DEM	REP	CON	WOR	GRE	LBT	IND	SAM		
Leg. Dist. 21												
	20	202	144	28	3	12	1	3	4	0	0	7
	21	332	229	42	9	13	2	2	5	0	0	30
	22	396	269	26	6	18	4	2	4	0	2	65
	23	344	228	42	6	18	3	4	5	1	0	37
	24	517	324	98	21	15	12	6	8	0	1	32
	25	303	218	26	5	12	2	2	3	0	0	35
	26	126	92	9	1	8	1	0	3	0	1	11
	27	229	176	19	3	3	2	0	2	0	1	23
		<u>9,322</u>	<u>6,228</u>	<u>1,364</u>	<u>225</u>	<u>419</u>	<u>86</u>	<u>100</u>	<u>116</u>	<u>12</u>	<u>6</u>	<u>766</u>
Leg. Dist. 21												
Leg. Dist. 22												
	1	452	344	36	5	12	2	1	3	2	0	47
	2	146	108	11	1	0	0	0	1	0	0	25
	3	235	144	17	6	1	0	0	1	0	0	66
	4	168	115	18	3	2	1	2	0	0	0	27
	5	242	179	15	2	7	0	2	2	0	0	35
	6	261	185	15	3	5	1	1	1	1	0	49
	7	149	92	13	3	8	1	0	0	0	0	32
	8	276	185	23	8	10	1	1	1	1	0	46
	9	185	141	15	1	10	0	0	0	0	0	18
	10	211	164	12	3	4	1	0	0	0	0	27
	11	313	224	26	3	10	3	1	3	1	0	42
	12	183	121	16	2	4	1	2	1	0	0	36
	13	102	68	4	1	6	2	0	0	0	0	21
	14	241	181	21	1	6	1	0	0	0	0	31
	15	231	168	19	2	11	2	0	2	0	0	27
	16	114	80	12	3	4	0	0	0	0	0	15

SURROGATE COURT JUDGE
DETAIL

LEGISLATIVE DISTRICT OR TOWN	ELECTION DISTRICT	TOTAL VOTES	CHRISTOPHER S. CIACCIO	ELENA F. CARIOLA	ELENA F. CARIOLA	ELENA F. CARIOLA	ELENA F. CARIOLA	ELENA F. CARIOLA	ELENA F. CARIOLA	ELENA F. CARIOLA	SCATTER	BLANK AND VOID
			DEM	REP	CON	WOR	GRE	LBT	IND	SAM		
Leg. Dist. 22												
	17	129	96	5	2	3	0	0	0	0	0	23
	18	164	105	25	2	5	0	2	1	0	0	24
	19	157	109	15	1	2	2	1	2	1	0	24
	20	263	190	21	4	3	0	0	1	0	0	44
	21	181	125	17	2	5	0	0	0	0	0	32
	22	277	185	31	5	10	1	0	4	1	0	40
	23	171	119	11	2	14	2	0	1	0	0	22
	24	141	102	14	2	5	0	1	2	0	0	15
	25	521	345	80	11	15	3	4	3	3	0	57
	26	171	125	21	2	6	2	1	1	1	0	12
	27	296	231	14	4	13	4	3	3	0	0	24
Leg. Dist. 22		5,980	4,231	527	84	181	30	22	33	11	0	861
Leg. Dist. 23												
	1	210	124	54	4	7	2	2	3	0	0	14
	2	448	299	47	11	42	8	9	5	0	0	27
	3	350	229	52	4	25	4	5	7	0	0	24
	4	561	352	107	13	23	7	10	12	0	0	37
	5	286	200	32	6	15	6	3	2	0	0	22
	6	245	147	50	5	10	6	9	3	0	0	15
	7	469	324	70	8	22	6	11	4	0	0	24
	8	433	297	66	12	17	7	6	7	1	0	20
	9	283	184	52	13	11	2	1	2	0	0	18
	10	331	224	44	7	12	7	0	8	0	0	29
	11	371	239	71	9	20	8	5	4	2	1	12
	12	456	286	103	12	19	5	5	5	0	0	21
	13	383	242	70	12	19	5	0	3	1	0	31

SURROGATE COURT JUDGE
DETAIL

LEGISLATIVE DISTRICT OR TOWN	ELECTION DISTRICT	TOTAL VOTES	CHRISTOPHER S. CIACCIO	ELENA F. CARIOLA	ELENA F. CARIOLA	ELENA F. CARIOLA	ELENA F. CARIOLA	ELENA F. CARIOLA	ELENA F. CARIOLA	ELENA F. CARIOLA	SCATTER	BLANK AND VOID
			DEM	REP	CON	WOR	GRE	LBT	IND	SAM		
Leg. Dist. 23												
	14	435	280	69	11	22	6	11	8	0	0	28
	15	307	203	48	8	18	4	4	5	0	0	17
	16	201	126	37	10	8	1	3	3	0	0	13
	17	507	329	96	15	23	0	5	6	0	1	32
	18	716	424	151	25	32	11	8	16	1	0	48
	19	409	244	91	6	21	2	7	8	2	1	27
	20	436	285	64	13	18	6	10	10	1	0	29
	21	350	247	56	7	13	5	2	1	0	0	19
	22	309	203	66	3	11	2	4	1	2	0	17
	23	262	177	37	4	11	4	3	4	0	1	21
	24	360	206	96	8	11	0	3	12	0	1	23
	25	491	302	111	13	17	3	13	6	2	0	24
	26	626	384	142	16	30	8	9	7	1	0	29
	27	299	188	52	15	13	2	4	9	0	0	16
	28	471	333	58	9	33	4	3	6	0	0	25
	29	67	44	7	2	3	1	1	1	0	1	7
Leg. Dist. 23		11,072	7,122	1,999	281	526	132	156	168	13	6	669
Leg. Dist. 24												
	1	461	314	54	11	48	9	2	6	1	0	16
	2	212	154	31	3	14	3	3	2	0	0	2
	3	231	161	25	3	15	7	8	3	0	0	9
	4	395	266	46	7	29	5	7	6	1	0	28
	5	356	219	61	10	16	6	2	4	1	0	37
	6	294	200	47	2	17	5	3	3	0	0	17
	7	210	137	36	4	6	4	5	3	0	0	15
	8	303	208	51	7	13	2	6	1	0	0	15

SURROGATE COURT JUDGE
DETAIL

LEGISLATIVE DISTRICT OR TOWN	ELECTION DISTRICT	TOTAL VOTES	CHRISTOPHER S. CIACCIO	ELENA F. CARIOLA	ELENA F. CARIOLA	ELENA F. CARIOLA	ELENA F. CARIOLA	ELENA F. CARIOLA	ELENA F. CARIOLA	ELENA F. CARIOLA	SCATTER	BLANK AND VOID
			DEM	REP	CON	WOR	GRE	LBT	IND	SAM		
Leg. Dist. 24												
	9	238	133	53	11	9	6	5	3	0	1	17
	10	671	451	81	15	57	13	9	7	0	0	38
	11	240	151	40	6	18	1	1	2	0	0	21
	12	92	60	11	1	6	0	2	0	0	0	12
	13	442	294	53	8	45	3	12	2	0	1	24
	14	474	328	43	9	45	11	16	2	0	0	20
	15	448	287	66	9	22	7	3	8	2	0	44
	16	417	276	68	7	21	9	5	5	0	0	26
	17	62	32	22	0	1	0	0	1	0	0	6
	18	452	283	82	8	38	10	8	4	0	0	19
	19	115	85	14	1	3	3	0	2	0	0	7
	20	89	61	13	1	8	0	2	1	0	0	3
	21	98	74	7	2	7	2	2	1	0	0	3
	22	139	100	13	3	12	2	2	0	0	0	7
	23	112	86	11	2	5	2	2	0	0	0	4
	24	45	30	9	1	2	1	1	1	0	0	0
		<u>6,596</u>	<u>4,390</u>	<u>937</u>	<u>131</u>	<u>457</u>	<u>111</u>	<u>106</u>	<u>67</u>	<u>5</u>	<u>2</u>	<u>390</u>
Leg. Dist. 24												
Leg. Dist. 25												
	1	502	344	60	9	26	7	6	5	0	0	45
	2	338	240	27	1	10	5	4	2	1	0	48
	3	391	271	30	5	12	2	1	3	0	0	67
	4	139	96	11	2	4	1	0	1	0	0	24
	5	321	243	15	2	10	0	1	0	0	0	50
	6	343	248	26	1	27	8	4	3	0	0	26
	7	406	298	12	6	11	2	2	2	1	0	72
	8	354	291	16	3	5	1	0	1	0	0	37

SURROGATE COURT JUDGE
DETAIL

LEGISLATIVE DISTRICT OR TOWN	ELECTION DISTRICT	TOTAL VOTES	CHRISTOPHER S. CIACCIO	ELENA F. CARIOLA	ELENA F. CARIOLA	ELENA F. CARIOLA	ELENA F. CARIOLA	ELENA F. CARIOLA	ELENA F. CARIOLA	ELENA F. CARIOLA	SCATTER	BLANK AND VOID
			DEM	REP	CON	WOR	GRE	LBT	IND	SAM		
Leg. Dist. 25												
	9	153	112	7	0	6	1	0	2	0	0	25
	10	387	285	32	1	13	6	2	6	0	0	42
	11	168	139	3	2	4	0	1	0	0	0	19
	12	381	264	35	6	35	6	9	4	0	0	22
	13	302	211	18	2	15	7	2	4	0	0	43
	14	208	153	20	6	13	8	2	0	1	0	5
	15	258	187	15	6	6	0	0	2	0	0	42
	16	316	200	27	6	17	2	4	1	2	0	57
	17	223	176	8	1	5	1	0	1	0	0	31
	18	439	297	45	9	8	4	2	5	1	0	68
	19	286	177	67	8	5	5	5	3	0	0	16
	20	223	136	44	5	6	3	1	4	0	0	24
	21	288	196	29	4	13	2	1	6	0	0	37
	22	291	212	27	3	14	2	5	4	1	1	22
	23	117	87	6	0	9	0	2	0	0	0	13
	24	82	50	15	0	1	2	0	1	0	0	13
	25	717	441	104	15	25	9	9	9	2	0	103
	26	76	57	5	0	4	3	2	2	0	0	3
	27	111	72	16	3	3	1	1	0	0	0	15
	28	27	20	2	0	1	1	1	0	0	0	2
	29	127	80	13	5	12	7	0	0	0	1	9
	30	199	142	26	2	9	2	1	1	0	0	16
Leg. Dist. 25		8,173	5,725	761	113	329	98	68	72	9	2	996
Leg. Dist. 26												
	1	614	286	203	32	21	1	2	11	0	0	58
	2	306	144	99	16	15	3	3	4	1	0	21

SURROGATE COURT JUDGE
DETAIL

LEGISLATIVE DISTRICT OR TOWN	ELECTION DISTRICT	TOTAL VOTES	CHRISTOPHER S. CIACCIO	ELENA F. CARIOLA	ELENA F. CARIOLA	ELENA F. CARIOLA	ELENA F. CARIOLA	ELENA F. CARIOLA	ELENA F. CARIOLA	ELENA F. CARIOLA	SCATTER	BLANK AND VOID
			DEM	REP	CON	WOR	GRE	LBT	IND	SAM		
Leg. Dist. 26												
	3	257	143	58	3	15	0	6	4	0	0	28
	4	331	158	105	16	10	3	3	2	2	0	32
	5	329	173	83	10	12	0	8	12	0	0	31
	6	308	194	49	13	9	0	1	1	2	1	38
	7	351	188	83	11	15	1	3	3	0	0	47
	8	437	277	74	5	20	1	6	8	0	0	46
	9	412	241	79	15	16	4	3	10	0	0	44
	10	386	231	80	13	20	4	2	3	0	0	33
	11	369	173	106	14	18	2	3	7	0	0	46
	12	391	163	144	16	11	2	10	3	0	0	42
	13	370	165	130	18	13	4	6	3	1	0	30
	14	447	221	126	26	20	4	6	6	1	0	37
	15	347	217	62	8	12	3	5	9	0	0	31
	16	389	192	121	13	14	2	9	8	0	0	30
	17	330	158	111	9	7	1	6	8	2	1	27
Leg. Dist. 26		6,374	3,324	1,713	238	248	35	82	102	9	2	621
Leg. Dist. 27												
	1	486	327	60	17	17	1	4	4	0	1	55
	2	452	334	34	11	15	3	4	5	0	0	46
	3	380	266	44	18	14	5	2	0	0	0	31
	4	477	367	36	13	21	2	3	7	0	0	28
	5	442	341	21	7	11	2	1	5	0	0	54
	6	406	302	23	0	10	3	2	4	0	0	62
	7	402	281	45	5	16	5	7	6	0	0	37
	8	649	476	32	8	23	3	3	6	1	0	97
	9	424	323	28	4	20	3	1	1	0	0	44

SURROGATE COURT JUDGE
DETAIL

LEGISLATIVE DISTRICT OR TOWN	ELECTION DISTRICT	TOTAL VOTES	CHRISTOPHER S. CIACCIO	ELENA F. CARIOLA	ELENA F. CARIOLA	ELENA F. CARIOLA	ELENA F. CARIOLA	ELENA F. CARIOLA	ELENA F. CARIOLA	ELENA F. CARIOLA	SCATTER	BLANK AND VOID
			DEM	REP	CON	WOR	GRE	LBT	IND	SAM		
Leg. Dist. 27												
	10	399	288	45	8	12	4	2	6	1	1	32
	11	473	358	39	8	13	3	0	1	1	0	50
	12	328	237	27	10	8	3	4	4	0	0	35
	13	452	340	20	7	17	4	2	8	0	1	53
	14	293	210	19	4	12	1	0	3	0	0	44
	15	369	289	12	4	12	1	0	3	1	1	46
	16	394	309	21	9	18	2	1	2	0	0	32
	17	440	328	35	6	16	2	1	2	0	0	50
	18	432	243	96	9	9	3	4	6	0	0	62
	19	425	336	21	4	10	1	3	2	0	0	48
	20	279	207	17	3	7	2	1	1	0	0	41
	21	212	154	20	4	5	1	1	1	0	0	26
	22	345	202	80	10	10	1	4	6	0	1	31
	23	262	198	16	3	11	1	0	2	0	0	31
	25	187	109	46	6	5	0	0	4	0	0	17
	26	216	120	50	4	7	0	1	2	0	0	32
Leg. Dist. 27		9,624	6,945	887	182	319	56	51	91	4	5	1,084
Leg. Dist. 28												
	1	353	236	46	5	16	2	0	5	1	1	41
	2	212	125	40	6	7	5	1	2	0	0	26
	3	233	148	24	2	17	1	1	5	0	0	35
	4	227	112	43	6	14	2	1	6	0	0	43
	5	177	108	34	6	5	0	0	3	0	0	21
	6	442	276	80	11	13	5	2	8	2	0	45
	7	589	359	109	12	27	7	6	2	2	0	65
	8	270	173	35	6	5	1	1	4	0	0	45

SURROGATE COURT JUDGE
DETAIL

LEGISLATIVE DISTRICT OR TOWN	ELECTION DISTRICT	TOTAL VOTES	CHRISTOPHER S. CIACCIO	ELENA F. CARIOLA	ELENA F. CARIOLA	ELENA F. CARIOLA	ELENA F. CARIOLA	ELENA F. CARIOLA	ELENA F. CARIOLA	ELENA F. CARIOLA	SCATTER	BLANK AND VOID
			DEM	REP	CON	WOR	GRE	LBT	IND	SAM		
Leg. Dist. 28												
	9	378	240	69	13	19	4	2	3	2	0	26
	10	136	82	23	6	5	0	1	0	0	0	19
	11	259	164	47	5	8	0	3	2	0	0	30
	12	217	141	33	2	4	3	0	2	0	0	32
	13	348	208	65	11	12	3	0	7	0	1	41
	14	343	226	44	11	18	3	0	4	0	0	37
	15	131	97	16	1	4	1	0	1	0	0	11
	16	283	162	52	10	13	1	1	7	1	0	36
	17	57	32	11	1	1	0	0	0	0	0	12
	18	339	249	48	5	12	1	2	2	0	0	20
	19	5	3	0	0	0	0	0	0	0	0	2
	20	478	298	75	11	28	7	6	6	0	0	47
	21	392	262	62	12	13	3	1	1	0	0	38
	22	161	125	17	2	3	2	0	2	0	0	10
Leg. Dist. 28		6,030	3,826	973	144	244	51	28	72	8	2	682
Leg. Dist. 29												
	1	44	28	8	1	1	0	1	0	0	0	5
	2	107	66	8	5	7	0	1	2	0	0	18
	3	14	10	0	0	0	0	0	0	0	0	4
	4	407	255	76	14	15	1	2	5	0	1	38
	5	421	264	63	14	24	4	1	5	2	0	44
	6	254	155	45	5	9	2	2	3	0	0	33
	7	255	144	58	7	14	1	1	5	0	0	25
	8	109	66	16	1	4	1	0	1	0	0	20
	9	617	369	80	19	17	4	2	5	0	0	121
	10	451	290	82	6	12	2	1	3	0	0	55

SURROGATE COURT JUDGE
DETAIL

LEGISLATIVE DISTRICT OR TOWN	ELECTION DISTRICT	TOTAL VOTES	CHRISTOPHER S. CIACCIO	ELENA F. CARIOLA	ELENA F. CARIOLA	ELENA F. CARIOLA	ELENA F. CARIOLA	ELENA F. CARIOLA	ELENA F. CARIOLA	ELENA F. CARIOLA	SCATTER	BLANK AND VOID
			DEM	REP	CON	WOR	GRE	LBT	IND	SAM		
Leg. Dist. 29												
	11	328	196	69	7	17	3	2	3	0	0	31
	12	434	286	51	15	31	2	2	1	0	0	46
	13	221	146	16	5	9	0	0	1	0	0	44
	14	145	98	17	4	6	0	3	1	0	0	16
	15	343	229	47	6	15	1	1	4	1	0	39
	16	133	92	16	3	1	1	1	2	0	0	17
	17	224	129	52	12	7	3	2	1	1	0	17
	18	323	181	78	14	17	2	2	5	0	2	22
	19	231	144	32	5	10	2	2	5	4	0	27
	20	445	320	47	6	10	1	0	2	0	0	59
	21	433	263	75	9	20	3	4	8	0	0	51
	22	159	115	12	1	0	1	0	0	0	0	30
	23	298	198	60	1	7	1	0	1	0	0	30
	24	484	308	63	10	37	4	2	7	0	0	53
	25	388	238	59	12	6	2	5	5	0	0	61
	26	178	126	15	1	4	1	0	2	0	0	29
	28	5	3	0	0	0	0	0	0	0	0	2
Leg. Dist. 29		<u>7,451</u>	<u>4,719</u>	<u>1,145</u>	<u>183</u>	<u>300</u>	<u>42</u>	<u>37</u>	<u>77</u>	<u>8</u>	<u>3</u>	<u>937</u>
CITY		71,594	46,973	10,618	1,618	3,039	650	664	816	80	28	7,108
Brighton												
	1	582	395	106	13	21	3	6	6	0	0	32
	2	339	169	114	14	9	2	8	3	1	0	19
	3	425	219	134	4	13	6	5	10	0	0	34
	4	496	328	97	10	13	12	2	7	1	0	26
	5	467	310	94	9	21	2	5	3	1	0	22

SURROGATE COURT JUDGE
DETAIL

LEGISLATIVE DISTRICT OR TOWN	ELECTION DISTRICT	TOTAL VOTES	CHRISTOPHER S. CIACCIO	ELENA F. CARIOLA	ELENA F. CARIOLA	ELENA F. CARIOLA	ELENA F. CARIOLA	ELENA F. CARIOLA	ELENA F. CARIOLA	ELENA F. CARIOLA	SCATTER	BLANK AND VOID
			DEM	REP	CON	WOR	GRE	LBT	IND	SAM		
Brighton												
	6	648	400	165	17	21	3	3	11	0	0	28
	7	415	241	101	10	20	3	2	9	0	0	29
	8	504	292	160	12	4	2	2	6	0	0	26
	9	422	270	86	17	16	3	4	13	0	0	13
	10	525	339	121	18	14	2	7	8	0	0	16
	11	560	334	117	24	29	5	10	13	0	0	28
	12	592	386	124	18	22	4	6	6	0	0	26
	13	342	216	76	10	13	6	4	3	0	0	14
	14	394	259	65	5	20	7	7	8	1	0	22
	15	404	253	79	20	9	3	3	10	1	0	26
	16	321	149	130	13	7	1	3	6	0	0	12
	17	261	175	53	6	3	0	2	2	0	0	20
	18	448	312	79	8	9	9	7	4	0	0	20
	19	284	188	58	13	5	2	1	4	1	0	12
	20	386	233	79	17	17	3	6	8	0	0	23
	21	410	262	83	10	18	2	5	6	0	0	24
	22	483	310	104	19	20	1	3	8	0	0	18
	23	387	270	70	12	7	2	4	8	0	1	13
	24	507	290	145	14	10	0	5	5	0	0	38
	25	350	229	72	10	15	1	4	5	1	0	13
	26	329	171	102	10	16	1	7	10	1	0	11
	27	364	230	95	4	13	3	4	3	0	0	12
	28	626	413	130	14	24	7	5	8	1	0	24
	29	325	179	104	9	3	0	4	6	0	0	20
	30	779	479	177	17	20	10	4	9	0	0	63
	31	386	266	74	5	11	3	5	5	0	0	17

SURROGATE COURT JUDGE
DETAIL

LEGISLATIVE DISTRICT OR TOWN	ELECTION DISTRICT	TOTAL VOTES	CHRISTOPHER S. CIACCIO	ELENA F. CARIOLA	ELENA F. CARIOLA	ELENA F. CARIOLA	ELENA F. CARIOLA	ELENA F. CARIOLA	ELENA F. CARIOLA	ELENA F. CARIOLA	SCATTER	BLANK AND VOID
			DEM	REP	CON	WOR	GRE	LBT	IND	SAM		
Brighton												
	32	506	319	95	17	26	7	7	8	0	0	27
	33	546	339	137	17	13	5	11	4	1	0	19
	34	454	267	114	15	20	3	4	2	0	0	29
	35	401	265	78	10	10	4	2	6	1	0	25
	36	473	283	88	11	28	7	11	9	0	0	36
	37	378	252	74	8	15	2	6	6	0	0	15
	38	538	343	125	23	11	3	4	3	1	0	25
	39	387	225	93	13	13	4	9	9	0	0	21
	40	766	488	169	23	27	2	5	11	0	0	41
	41	707	429	160	21	23	6	14	7	1	0	46
	42	149	99	34	10	2	0	0	0	0	0	4
	43	489	280	126	15	13	4	7	10	0	0	34
	44	260	139	70	6	8	3	1	5	0	0	28
	45	357	197	97	15	15	4	4	8	1	0	16
	46	253	172	55	7	4	2	0	0	0	0	13
		<u>20,425</u>	<u>12,664</u>	<u>4,709</u>	<u>593</u>	<u>671</u>	<u>164</u>	<u>228</u>	<u>301</u>	<u>14</u>	<u>1</u>	<u>1,080</u>
Brighton Chili												
	1	388	142	163	32	7	0	5	8	0	0	31
	2	600	137	335	63	14	3	9	9	0	0	30
	3	540	200	228	41	11	5	3	11	0	0	41
	4	379	123	189	20	12	1	2	4	0	0	28
	5	441	175	182	31	7	1	7	5	0	0	33
	6	467	148	211	48	18	1	2	9	0	0	30
	7	311	132	131	20	9	1	5	4	0	0	9
	8	482	165	216	37	21	5	3	5	0	0	30
	9	443	178	185	32	10	3	9	7	0	0	19

SURROGATE COURT JUDGE
DETAIL

LEGISLATIVE DISTRICT OR TOWN	ELECTION DISTRICT	TOTAL VOTES	CHRISTOPHER S. CIACCIO	ELENA F. CARIOLA	ELENA F. CARIOLA	ELENA F. CARIOLA	ELENA F. CARIOLA	ELENA F. CARIOLA	ELENA F. CARIOLA	ELENA F. CARIOLA	SCATTER	BLANK AND VOID
			DEM	REP	CON	WOR	GRE	LBT	IND	SAM		
Chili												
	10	309	96	141	36	12	3	6	5	0	0	10
	11	520	171	247	33	17	4	7	10	1	0	30
	12	488	194	212	33	15	1	4	11	0	0	18
	13	700	236	349	46	15	4	5	17	0	0	28
	14	475	157	225	48	9	4	2	8	0	0	22
	15	401	137	188	31	4	1	10	9	0	0	21
	16	882	280	457	76	21	3	9	9	0	0	27
	17	1,128	349	596	75	25	7	7	18	0	0	51
	18	534	174	255	37	12	3	8	8	1	0	36
	19	427	171	186	23	5	4	4	7	3	0	24
	20	650	296	246	46	16	1	8	10	3	0	24
	21	334	116	150	24	10	7	4	3	0	0	20
	22	639	359	170	29	25	4	9	8	1	1	33
	23	418	147	200	24	16	1	7	3	0	0	20
	24	1,129	414	479	80	39	12	13	25	2	0	65
	25	379	200	121	16	10	2	8	6	0	0	16
	26	611	176	306	55	11	2	12	10	0	0	39
	27	431	168	190	36	4	1	1	11	0	0	20
	28	397	174	167	19	6	4	5	2	0	0	20
	29	300	103	131	31	9	1	5	3	1	0	16
	30	342	131	131	24	10	3	8	9	0	0	26
	31	463	200	189	31	12	4	4	5	0	0	18
	32	662	245	287	47	21	5	7	9	0	0	41
Chili		16,670	6,094	7,463	1,224	433	101	198	268	12	1	876
Clarkson	1	756	194	424	59	15	2	11	10	0	0	41

SURROGATE COURT JUDGE
DETAIL

LEGISLATIVE DISTRICT OR TOWN	ELECTION DISTRICT	TOTAL VOTES	CHRISTOPHER S. CIACCIO	ELENA F. CARIOLA	ELENA F. CARIOLA	ELENA F. CARIOLA	ELENA F. CARIOLA	ELENA F. CARIOLA	ELENA F. CARIOLA	ELENA F. CARIOLA	SCATTER	BLANK AND VOID
			DEM	REP	CON	WOR	GRE	LBT	IND	SAM		
Clarkson												
	2	96	18	56	6	7	0	3	0	0	0	6
	3	561	182	273	48	10	3	10	11	0	0	24
	4	802	156	461	87	19	4	9	14	1	0	51
	5	1,114	328	542	110	27	3	17	13	0	0	74
	6	482	161	219	39	14	2	6	9	0	0	32
Clarkson		3,811	1,039	1,975	349	92	14	56	57	1	0	228
East Rochester												
	1	555	247	209	20	19	2	4	13	0	0	41
	2	426	192	169	14	7	4	4	6	1	0	29
	3	407	169	160	29	13	2	3	6	0	0	25
	4	436	214	143	17	19	4	4	4	0	0	31
	5	388	172	146	22	9	3	7	7	1	0	21
	6	461	228	160	22	9	5	5	6	0	0	26
	7	419	194	144	22	18	1	5	4	0	0	31
East Rochester		3,092	1,416	1,131	146	94	21	32	46	2	0	204
Gates												
	1	348	176	98	23	10	1	5	5	1	0	29
	2	423	176	168	23	20	0	5	5	0	0	26
	3	465	205	173	24	14	4	3	7	0	0	35
	4	421	165	168	30	15	0	2	9	0	0	32
	5	454	198	183	25	11	3	3	9	1	0	21
	6	480	241	146	25	20	2	10	7	0	0	29
	7	1,025	355	471	52	25	5	12	13	1	0	91
	8	321	105	153	22	6	1	1	9	0	0	24
	9	498	224	187	18	19	3	2	7	0	1	37
	10	229	113	78	16	12	0	1	3	1	0	5

SURROGATE COURT JUDGE
DETAIL

LEGISLATIVE DISTRICT OR TOWN	ELECTION DISTRICT	TOTAL VOTES	CHRISTOPHER S. CIACCIO	ELENA F. CARIOLA	ELENA F. CARIOLA	ELENA F. CARIOLA	ELENA F. CARIOLA	ELENA F. CARIOLA	ELENA F. CARIOLA	ELENA F. CARIOLA	SCATTER	BLANK AND VOID
			DEM	REP	CON	WOR	GRE	LBT	IND	SAM		
Gates	11	324	116	134	17	17	1	7	4	0	0	28
	12	291	104	119	12	10	0	8	5	0	0	33
	13	506	197	208	22	19	2	3	5	0	0	50
	14	344	141	128	29	1	2	5	8	0	0	30
	15	741	308	292	27	22	2	7	13	0	0	70
	16	382	170	151	22	9	5	2	3	0	0	20
	17	478	229	178	22	11	1	7	6	0	0	24
	18	511	160	232	46	14	6	3	8	0	0	42
	19	377	145	146	28	14	0	3	7	0	0	34
	20	411	171	164	18	13	0	3	12	0	0	30
	21	360	133	169	11	15	3	6	7	0	0	16
	22	327	139	120	30	12	3	4	3	0	0	16
	23	433	160	187	34	16	2	4	3	0	0	27
	24	1,018	432	388	55	32	1	9	18	2	0	81
	25	382	147	154	24	11	4	1	6	1	0	34
	26	521	171	262	35	12	5	6	8	1	0	21
	27	592	236	244	32	16	2	1	10	0	0	51
	28	329	127	141	18	10	0	3	7	0	0	23
	29	437	193	157	25	10	3	4	9	1	0	35
	30	265	107	122	13	2	0	1	3	0	0	17
	31	356	142	162	15	7	2	2	5	0	0	21
	32	447	182	168	32	13	6	6	8	1	1	30
	33	249	115	82	17	7	1	1	4	0	0	22
	34	422	159	190	14	7	2	2	7	0	1	40
	35	317	118	124	17	16	1	1	10	2	0	28
Gates		15,484	6,260	6,247	873	468	73	143	253	12	3	1,152

SURROGATE COURT JUDGE
DETAIL

LEGISLATIVE DISTRICT OR TOWN	ELECTION DISTRICT	TOTAL VOTES	CHRISTOPHER S. CIACCIO	ELENA F. CARIOLA	ELENA F. CARIOLA	ELENA F. CARIOLA	ELENA F. CARIOLA	ELENA F. CARIOLA	ELENA F. CARIOLA	ELENA F. CARIOLA	SCATTER	BLANK AND VOID
			DEM	REP	CON	WOR	GRE	LBT	IND	SAM		
Greece												
	1	422	156	175	40	10	1	1	5	0	0	34
	2	552	173	267	45	11	3	9	7	0	0	37
	3	413	148	182	23	12	3	5	5	0	0	35
	4	395	169	159	21	7	0	5	4	0	0	30
	5	342	135	136	15	9	2	4	9	1	0	31
	6	322	133	125	13	9	3	8	4	0	0	27
	7	490	188	215	21	11	3	5	6	0	0	41
	8	411	158	161	27	16	1	4	5	0	0	39
	9	434	182	170	18	17	3	6	4	1	0	33
	10	386	171	140	17	10	4	4	9	0	0	31
	11	246	111	82	11	11	2	3	4	0	0	22
	12	293	108	112	17	12	1	4	4	0	0	35
	13	370	156	146	24	9	3	4	8	0	0	20
	14	298	126	106	25	15	1	3	4	0	0	18
	15	375	137	174	37	8	1	1	3	0	0	14
	16	313	103	138	27	7	5	7	3	0	0	23
	17	559	184	266	49	11	3	4	11	1	0	30
	18	484	197	198	31	10	1	7	8	1	0	31
	19	368	162	139	11	16	1	9	4	0	0	26
	20	441	186	164	22	18	3	7	7	0	0	34
	21	384	145	149	33	14	3	4	11	2	0	23
	22	321	120	126	21	14	3	3	6	0	1	27
	23	556	223	228	35	11	1	4	8	1	0	45
	24	558	161	307	33	10	5	4	10	2	0	26
	25	458	194	163	31	9	4	6	6	1	0	44
	26	351	132	136	29	12	2	2	1	0	0	37

SURROGATE COURT JUDGE
DETAIL

LEGISLATIVE DISTRICT OR TOWN	ELECTION DISTRICT	TOTAL VOTES	CHRISTOPHER S. CIACCIO	ELENA F. CARIOLA	ELENA F. CARIOLA	ELENA F. CARIOLA	ELENA F. CARIOLA	ELENA F. CARIOLA	ELENA F. CARIOLA	ELENA F. CARIOLA	SCATTER	BLANK AND VOID
			DEM	REP	CON	WOR	GRE	LBT	IND	SAM		
Greece												
	27	838	342	325	51	22	4	2	11	1	0	80
	28	546	168	267	38	15	2	4	10	0	0	42
	29	434	159	184	28	8	5	7	4	0	1	38
	30	303	120	113	26	10	2	3	1	0	0	28
	31	366	135	159	28	11	0	5	4	1	0	23
	32	441	195	171	15	10	4	6	8	0	1	31
	33	532	170	248	41	13	2	3	9	2	0	44
	34	479	144	228	40	18	3	5	7	0	0	34
	35	405	155	161	26	6	2	6	5	0	0	44
	36	605	211	274	43	17	1	2	8	0	0	49
	37	303	104	136	28	7	0	4	5	1	0	18
	38	657	240	289	47	25	4	3	10	0	0	39
	39	311	126	126	25	9	1	6	1	0	0	17
	40	363	142	149	19	15	0	4	2	1	0	31
	41	495	206	187	37	10	1	3	6	0	0	45
	42	418	176	156	26	13	1	6	5	0	0	35
	43	518	144	259	48	16	3	2	10	0	0	36
	44	635	235	275	48	11	5	5	5	0	0	51
	45	758	200	425	62	11	2	6	9	0	0	43
	46	321	149	98	16	23	2	3	4	0	0	26
	47	394	156	151	35	13	1	5	8	0	0	25
	48	319	115	131	24	9	1	3	4	0	0	32
	49	327	131	139	26	5	1	2	3	1	0	19
	50	408	146	178	35	13	3	3	6	0	1	23
	51	280	105	108	22	6	2	4	6	1	0	26
	52	591	225	261	37	13	2	10	10	0	0	33

SURROGATE COURT JUDGE
DETAIL

LEGISLATIVE DISTRICT OR TOWN	ELECTION DISTRICT	TOTAL VOTES	CHRISTOPHER S. CIACCIO	ELENA F. CARIOLA	ELENA F. CARIOLA	ELENA F. CARIOLA	ELENA F. CARIOLA	ELENA F. CARIOLA	ELENA F. CARIOLA	ELENA F. CARIOLA	SCATTER	BLANK AND VOID
			DEM	REP	CON	WOR	GRE	LBT	IND	SAM		
Greece												
	53	431	225	138	18	13	1	1	5	0	0	30
	54	518	136	279	41	8	1	7	9	0	0	37
	55	335	119	156	25	5	2	1	8	0	0	19
	56	518	207	204	35	12	5	4	10	0	0	41
	57	445	150	205	33	4	1	0	10	0	0	42
	58	563	203	261	36	12	4	2	4	0	1	40
	59	421	249	81	14	20	4	9	12	0	0	32
	60	379	157	155	26	13	3	0	6	0	0	19
	61	461	214	168	18	13	4	2	8	0	0	34
	62	637	262	262	26	22	3	4	6	0	0	52
	63	480	202	169	28	19	3	10	6	1	0	42
	64	401	137	172	17	15	2	10	3	0	0	45
	65	417	159	171	23	7	1	6	8	1	0	41
	66	284	118	106	16	7	6	2	2	1	0	26
	67	397	113	213	30	3	7	2	4	0	0	25
	68	543	181	250	50	10	2	2	10	0	0	38
	69	286	91	135	21	7	1	6	3	0	0	22
	70	1,353	387	742	92	13	7	13	24	0	0	75
	71	532	190	220	28	14	8	3	8	0	3	58
	72	662	265	277	48	7	6	8	9	0	0	42
	73	304	127	101	21	12	3	4	7	0	0	29
	74	441	226	136	21	6	5	3	7	0	0	37
	75	363	145	158	18	7	1	4	4	0	0	26
	76	358	91	192	25	10	1	6	7	0	0	26
	77	507	202	203	35	11	2	3	2	1	1	47
	78	327	119	146	18	6	4	1	4	0	0	29

SURROGATE COURT JUDGE
DETAIL

LEGISLATIVE DISTRICT OR TOWN	ELECTION DISTRICT	TOTAL VOTES	CHRISTOPHER S. CIACCIO	ELENA F. CARIOLA	ELENA F. CARIOLA	ELENA F. CARIOLA	ELENA F. CARIOLA	ELENA F. CARIOLA	ELENA F. CARIOLA	ELENA F. CARIOLA	SCATTER	BLANK AND VOID
			DEM	REP	CON	WOR	GRE	LBT	IND	SAM		
Greece												
	79	984	321	463	93	18	5	7	11	0	0	66
	80	541	181	248	42	8	4	4	11	1	0	42
	81	300	108	135	20	10	1	2	4	0	0	20
	82	575	293	190	24	11	5	6	10	0	0	36
	83	311	143	97	24	13	3	0	4	0	0	27
	84	552	216	228	39	12	4	4	6	0	0	43
	85	589	215	267	37	13	2	5	13	0	0	37
	86	549	168	285	55	1	1	3	4	0	0	32
	87	375	149	148	32	5	2	2	7	2	0	28
	88	534	221	225	38	8	1	4	7	0	0	30
	89	387	141	180	23	5	0	1	3	0	0	34
	90	579	192	267	60	13	2	2	5	1	0	37
	91	842	274	403	67	12	3	8	9	0	0	66
	92	813	336	333	44	16	1	7	17	2	0	57
	93	649	289	242	37	13	8	5	12	1	0	42
	94	545	203	232	35	23	1	6	7	0	0	38
	95	355	147	131	19	17	3	4	3	2	0	29
	96	602	284	219	38	9	3	6	7	0	0	36
	97	847	298	393	60	15	4	6	9	0	2	60
	98	816	328	325	51	22	3	2	15	1	1	68
	99	499	139	271	47	7	1	0	5	1	0	28
	100	701	240	333	50	19	0	7	13	0	0	39
	101	314	95	154	25	7	5	4	4	0	0	20
	102	764	263	353	46	17	4	10	13	0	0	58
	103	525	169	249	43	11	2	3	8	0	0	40
	104	374	125	169	30	2	1	3	8	0	0	36

SURROGATE COURT JUDGE
DETAIL

LEGISLATIVE DISTRICT OR TOWN	ELECTION DISTRICT	TOTAL VOTES	CHRISTOPHER S. CIACCIO	ELENA F. CARIOLA	ELENA F. CARIOLA	ELENA F. CARIOLA	ELENA F. CARIOLA	ELENA F. CARIOLA	ELENA F. CARIOLA	ELENA F. CARIOLA	SCATTER	BLANK AND VOID
			DEM	REP	CON	WOR	GRE	LBT	IND	SAM		
Greece												
	105	593	187	305	39	9	3	6	8	0	0	36
	106	453	129	235	37	6	2	4	5	0	0	35
	107	417	129	212	26	11	0	3	4	0	0	32
	108	425	139	216	33	5	1	0	4	0	0	27
	109	709	249	338	42	14	2	4	13	1	0	46
		<u>52,471</u>	<u>19,503</u>	<u>22,708</u>	<u>3,566</u>	<u>1,256</u>	<u>280</u>	<u>476</u>	<u>752</u>	<u>34</u>	<u>12</u>	<u>3,884</u>
Greece Hamlin												
	1	496	155	237	26	11	4	4	6	0	0	53
	2	510	130	279	48	7	2	9	7	0	0	28
	3	545	136	291	47	9	3	6	11	0	0	42
	4	370	90	217	37	2	0	2	6	0	0	16
	5	495	116	259	51	11	1	8	9	0	0	40
	6	415	133	203	28	5	3	5	4	0	1	33
	7	603	148	335	45	11	2	9	14	0	0	39
	8	353	75	200	31	7	3	2	7	0	0	28
	9	317	68	185	21	5	0	5	6	2	1	24
	10	557	130	305	46	11	5	7	13	1	0	39
		<u>4,661</u>	<u>1,181</u>	<u>2,511</u>	<u>380</u>	<u>79</u>	<u>23</u>	<u>57</u>	<u>83</u>	<u>3</u>	<u>2</u>	<u>342</u>
Hamlin Henrietta												
	1	607	260	254	26	13	5	13	12	0	0	24
	2	530	226	196	31	12	4	7	15	0	0	39
	3	313	189	73	9	5	4	8	6	0	1	18
	4	541	294	152	24	14	4	6	14	0	0	33
	5	492	212	181	34	12	5	7	8	0	0	33
	6	463	203	186	26	12	3	1	7	1	0	24
	7	389	187	143	22	6	1	11	9	0	0	10

SURROGATE COURT JUDGE
DETAIL

LEGISLATIVE DISTRICT OR TOWN	ELECTION DISTRICT	TOTAL VOTES	CHRISTOPHER S. CIACCIO	ELENA F. CARIOLA	ELENA F. CARIOLA	ELENA F. CARIOLA	ELENA F. CARIOLA	ELENA F. CARIOLA	ELENA F. CARIOLA	ELENA F. CARIOLA	SCATTER	BLANK AND VOID
			DEM	REP	CON	WOR	GRE	LBT	IND	SAM		
Henrietta												
	8	421	166	173	29	10	3	4	12	0	0	24
	9	409	200	141	19	11	1	8	4	0	0	25
	10	474	187	184	33	16	2	5	5	0	0	42
	11	448	228	138	22	10	3	4	5	1	1	36
	12	440	184	172	24	15	3	11	11	1	0	19
	13	953	515	288	39	23	1	13	8	0	0	66
	14	441	224	122	22	17	3	7	13	0	0	33
	15	803	382	259	42	27	9	13	14	1	0	56
	16	279	131	92	8	9	2	4	2	0	0	31
	17	526	272	152	38	13	3	7	19	0	1	21
	18	577	267	202	23	15	2	10	11	0	0	47
	19	437	204	152	24	11	1	12	3	1	0	29
	20	823	385	276	49	21	7	11	13	2	1	58
	21	373	165	147	24	8	5	2	5	0	0	17
	22	683	345	250	40	12	5	6	3	0	0	22
	23	556	283	172	27	16	5	5	10	0	0	38
	24	599	323	162	26	13	3	12	10	1	0	49
	25	426	175	163	41	11	4	2	9	0	0	21
	26	1,028	450	397	70	27	6	7	11	3	2	55
	27	726	315	279	41	16	5	13	14	0	0	43
	28	594	238	244	39	15	9	10	8	0	0	31
	29	1,813	888	602	88	47	8	19	37	1	0	123
	30	1,300	687	383	61	33	10	17	20	1	0	88
	31	350	186	92	23	5	0	7	7	0	0	30
	32	727	407	228	36	12	2	2	14	1	0	25
	33	356	153	136	20	12	3	1	5	0	0	26

SURROGATE COURT JUDGE
DETAIL

LEGISLATIVE DISTRICT OR TOWN	ELECTION DISTRICT	TOTAL VOTES	CHRISTOPHER S. CIACCIO	ELENA F. CARIOLA	ELENA F. CARIOLA	ELENA F. CARIOLA	ELENA F. CARIOLA	ELENA F. CARIOLA	ELENA F. CARIOLA	ELENA F. CARIOLA	SCATTER	BLANK AND VOID
			DEM	REP	CON	WOR	GRE	LBT	IND	SAM		VOID
Henrietta												
	34	351	172	116	12	11	3	9	6	0	0	22
	35	704	294	270	39	18	4	6	14	0	0	59
Henrietta		20,952	9,997	7,177	1,131	528	138	280	364	14	6	1,317
Irondequoit												
	1	732	384	226	31	27	8	0	14	0	0	42
	2	372	170	126	24	14	3	3	5	0	1	26
	3	560	257	192	27	20	3	9	7	1	0	44
	4	229	96	94	11	7	2	4	3	0	0	12
	5	457	248	126	13	24	0	6	9	0	0	31
	6	651	373	166	36	23	8	5	11	1	0	28
	7	599	287	198	53	21	3	1	11	0	0	25
	8	448	186	178	28	8	1	5	13	0	0	29
	9	474	213	183	18	12	1	5	6	0	0	36
	10	419	205	131	34	9	2	4	16	0	0	18
	11	255	123	91	10	7	2	3	3	0	0	16
	12	423	234	98	21	17	0	10	9	0	0	34
	13	559	324	145	29	16	3	4	7	0	0	31
	14	641	287	233	49	9	3	13	8	0	0	39
	15	521	244	202	26	13	3	5	7	0	0	21
	16	714	362	243	33	16	4	11	10	0	0	35
	17	324	172	89	21	10	0	3	4	0	0	25
	18	432	205	159	19	6	1	8	4	1	0	29
	19	566	343	126	13	28	5	3	5	0	0	43
	20	371	171	146	18	9	0	3	2	0	1	21
	21	481	261	127	32	22	2	1	9	1	0	26
	22	478	240	153	25	17	4	6	7	1	0	25

SURROGATE COURT JUDGE
DETAIL

LEGISLATIVE DISTRICT OR TOWN	ELECTION DISTRICT	TOTAL VOTES	CHRISTOPHER S. CIACCIO	ELENA F. CARIOLA	ELENA F. CARIOLA	ELENA F. CARIOLA	ELENA F. CARIOLA	ELENA F. CARIOLA	ELENA F. CARIOLA	ELENA F. CARIOLA	SCATTER	BLANK AND VOID
			DEM	REP	CON	WOR	GRE	LBT	IND	SAM		
Irondequoit												
	23	395	210	113	15	21	1	5	6	0	0	24
	24	405	220	115	26	13	6	5	5	0	0	15
	25	464	232	151	27	10	2	7	13	0	0	22
	26	376	216	101	12	15	1	6	1	1	0	23
	27	288	137	98	17	9	0	2	7	0	0	18
	28	426	159	193	27	10	1	7	2	1	0	26
	29	396	192	129	20	11	3	5	7	0	0	29
	30	424	208	151	22	10	3	2	5	1	0	22
	31	559	315	155	28	21	1	8	7	0	0	24
	32	509	303	131	12	25	5	3	4	0	0	26
	33	328	137	132	27	7	4	3	3	0	0	15
	34	673	282	283	38	17	1	8	8	0	0	36
	35	341	189	88	7	14	4	5	8	0	0	26
	36	319	168	91	9	14	0	0	7	0	0	30
	37	381	160	146	20	12	2	6	2	0	0	33
	38	278	144	83	8	9	3	2	2	0	0	27
	39	145	64	46	10	0	0	0	2	0	0	23
	40	253	134	79	13	7	2	6	4	0	0	8
	41	468	242	142	13	17	4	5	14	1	0	30
	42	489	220	173	25	18	5	12	12	0	1	23
	43	372	202	102	14	15	2	5	4	0	0	28
	44	757	352	290	26	14	4	3	16	2	0	50
	45	331	163	100	23	6	3	3	6	0	0	27
	46	454	187	170	19	14	5	9	7	2	0	41
	47	165	75	68	10	2	0	0	1	1	0	8
	48	404	195	143	22	10	0	3	8	1	0	22

SURROGATE COURT JUDGE
DETAIL

LEGISLATIVE DISTRICT OR TOWN	ELECTION DISTRICT	TOTAL VOTES	CHRISTOPHER S. CIACCIO	ELENA F. CARIOLA	ELENA F. CARIOLA	ELENA F. CARIOLA	ELENA F. CARIOLA	ELENA F. CARIOLA	ELENA F. CARIOLA	ELENA F. CARIOLA	SCATTER	BLANK AND VOID
			DEM	REP	CON	WOR	GRE	LBT	IND	SAM		
Irondequoit												
	49	553	254	206	27	19	3	4	7	0	0	33
	50	405	214	113	16	13	3	5	4	0	1	36
	51	499	233	161	40	12	3	7	12	0	0	31
	52	537	273	162	17	14	4	8	9	0	0	50
	53	440	219	157	12	7	1	5	5	0	0	34
	54	150	76	51	7	4	0	0	4	0	0	8
	55	499	291	124	24	16	3	9	13	1	0	18
	56	364	202	111	18	6	2	3	2	0	0	20
	57	636	302	214	32	12	7	4	9	0	0	56
	58	551	297	143	36	20	1	4	9	0	0	41
	59	413	197	142	25	7	2	2	7	0	0	31
	60	429	212	147	22	7	5	3	5	0	0	28
	61	556	264	199	25	19	2	9	14	0	0	24
	62	451	230	140	28	14	0	4	8	0	0	27
	63	355	170	122	16	10	2	3	8	0	0	24
	64	194	105	40	2	11	2	3	4	1	0	26
	65	320	181	94	11	6	1	0	7	0	0	20
	66	279	172	58	4	9	0	0	5	0	0	31
	67	338	150	116	15	14	0	5	3	0	0	35
	68	452	230	144	15	13	7	1	1	0	0	41
Irondequoit		29,527	14,763	9,549	1,453	889	168	311	467	17	4	1,906
Mendon												
	1	811	344	320	55	13	5	8	16	1	0	49
	2	733	368	249	39	17	3	9	13	0	0	35
	3	762	306	310	63	12	10	10	14	0	0	37
	4	568	250	212	23	18	6	11	7	3	0	38

SURROGATE COURT JUDGE
DETAIL

LEGISLATIVE DISTRICT OR TOWN	ELECTION DISTRICT	TOTAL VOTES	CHRISTOPHER S. CIACCIO	ELENA F. CARIOLA	ELENA F. CARIOLA	ELENA F. CARIOLA	ELENA F. CARIOLA	ELENA F. CARIOLA	ELENA F. CARIOLA	ELENA F. CARIOLA	SCATTER	BLANK AND VOID
			DEM	REP	CON	WOR	GRE	LBT	IND	SAM		
Mendon												
	5	702	314	273	64	12	5	6	7	0	0	21
	6	737	288	311	60	16	4	13	10	0	0	35
	7	816	327	341	59	15	1	12	6	0	1	54
	8	345	153	125	25	8	2	6	12	0	0	14
	9	601	252	264	35	9	2	7	9	1	0	22
Mendon		6,075	2,602	2,405	423	120	38	82	94	5	1	305
Ogden												
	1	509	192	215	38	10	2	7	6	0	0	39
	2	515	173	239	47	11	2	2	14	0	0	27
	3	829	252	418	64	14	3	6	18	0	0	54
	4	490	118	259	51	8	0	0	13	0	0	41
	5	512	141	254	41	11	1	2	18	0	0	44
	6	737	261	337	47	11	5	10	13	0	0	53
	7	342	78	180	42	4	1	2	8	0	0	27
	8	655	201	342	29	11	7	3	12	0	0	50
	9	511	169	227	40	15	4	6	10	0	0	40
	10	533	174	246	44	7	2	10	8	1	0	41
	11	597	160	286	72	12	2	5	14	0	0	46
	12	789	214	418	58	12	7	6	14	0	0	60
	13	618	202	284	46	11	5	5	14	1	0	50
	14	507	156	241	34	12	4	8	6	0	0	46
	15	767	204	407	68	15	2	11	10	1	0	49
	16	356	76	202	42	3	0	8	2	0	0	23
	17	506	139	252	39	10	4	10	7	1	0	44
	18	840	289	378	66	20	1	15	14	0	0	57
	19	627	193	288	63	11	2	10	13	0	1	46

SURROGATE COURT JUDGE
DETAIL

LEGISLATIVE DISTRICT OR TOWN	ELECTION DISTRICT	TOTAL VOTES	CHRISTOPHER S. CIACCIO	ELENA F. CARIOLA	ELENA F. CARIOLA	ELENA F. CARIOLA	ELENA F. CARIOLA	ELENA F. CARIOLA	ELENA F. CARIOLA	ELENA F. CARIOLA	SCATTER	BLANK AND VOID
			DEM	REP	CON	WOR	GRE	LBT	IND	SAM		
Ogden	20	625	178	309	66	5	4	11	19	3	0	30
Ogden Parma		11,865	3,570	5,782	997	213	58	137	233	7	1	867
	1	666	186	318	83	6	7	11	18	3	0	34
	2	705	174	382	62	16	1	6	9	1	0	54
	3	561	139	312	41	14	1	3	10	0	0	41
	4	591	123	355	51	12	1	5	13	0	1	30
	5	373	100	201	36	11	3	2	3	0	0	17
	6	297	62	183	20	5	1	6	3	0	0	17
	7	557	148	287	52	10	6	5	8	0	0	41
	8	678	197	351	45	9	4	9	5	0	0	58
	9	601	151	346	51	14	1	5	4	0	0	29
	10	555	129	283	71	11	1	8	13	0	0	39
	11	624	177	308	63	16	2	10	10	0	0	38
	12	691	228	342	46	11	4	0	8	1	0	51
	13	1,151	281	628	89	22	9	12	33	1	0	76
	14	527	160	251	34	15	1	7	9	3	0	47
	15	712	183	372	64	14	3	9	9	0	0	58
Parma		9,289	2,438	4,919	808	186	45	98	155	9	1	630
Penfield	1	310	146	97	18	4	3	6	8	0	0	28
	2	557	280	177	22	23	7	2	10	1	0	35
	3	470	159	212	33	10	3	5	9	0	0	39
	4	820	282	372	79	11	6	7	8	0	0	55
	5	571	264	201	42	9	3	3	13	1	0	35
	6	454	165	212	31	8	1	5	6	0	0	26

SURROGATE COURT JUDGE
DETAIL

LEGISLATIVE DISTRICT OR TOWN	ELECTION DISTRICT	TOTAL VOTES	CHRISTOPHER S. CIACCIO	ELENA F. CARIOLA	ELENA F. CARIOLA	ELENA F. CARIOLA	ELENA F. CARIOLA	ELENA F. CARIOLA	ELENA F. CARIOLA	ELENA F. CARIOLA	SCATTER	BLANK AND VOID
			DEM	REP	CON	WOR	GRE	LBT	IND	SAM		
Penfield												
	7	487	242	145	39	12	1	8	11	1	0	28
	8	384	166	142	24	14	4	4	5	0	0	25
	9	573	326	160	25	19	2	5	8	0	0	28
	10	395	172	152	25	9	4	2	4	0	0	27
	11	336	147	142	10	6	3	4	3	2	0	19
	12	525	274	162	29	17	2	3	7	1	0	30
	13	836	369	303	47	19	5	10	11	2	0	70
	14	707	216	354	61	17	5	11	12	0	0	31
	15	813	369	321	30	15	3	3	21	0	0	51
	16	228	91	84	13	6	2	8	7	0	0	17
	17	538	231	218	22	8	7	4	16	2	0	30
	18	404	169	169	19	15	1	5	8	0	0	18
	19	742	339	292	32	21	5	9	11	1	0	32
	20	623	276	227	46	12	5	4	8	0	0	45
	21	592	295	182	29	19	2	10	16	0	0	39
	22	586	322	174	24	14	8	6	11	0	0	27
	23	753	332	291	42	19	5	6	12	1	0	45
	24	725	323	275	52	15	4	9	10	0	0	37
	25	463	167	212	35	9	3	6	1	0	0	30
	26	338	121	136	24	13	1	5	8	0	0	30
	27	551	253	215	32	18	2	5	6	1	0	19
	28	501	216	171	40	11	1	4	9	0	0	49
	29	806	391	261	37	29	6	12	10	0	0	60
	30	1,116	447	488	70	27	0	7	13	0	0	64
	31	349	158	125	13	9	4	2	4	2	0	32
	32	365	199	115	16	4	0	1	6	0	0	24

SURROGATE COURT JUDGE
DETAIL

LEGISLATIVE DISTRICT OR TOWN	ELECTION DISTRICT	TOTAL VOTES	CHRISTOPHER S. CIACCIO	ELENA F. CARIOLA	ELENA F. CARIOLA	ELENA F. CARIOLA	ELENA F. CARIOLA	ELENA F. CARIOLA	ELENA F. CARIOLA	ELENA F. CARIOLA	SCATTER	BLANK AND VOID
			DEM	REP	CON	WOR	GRE	LBT	IND	SAM		
Penfield												
	33	470	205	170	38	16	3	5	7	2	0	24
	34	542	231	221	30	7	1	5	8	0	0	39
	35	816	396	303	38	16	1	9	17	0	0	36
	36	565	258	225	17	19	1	4	6	2	0	33
	37	1,078	400	514	57	16	1	9	15	0	0	66
	38	367	140	169	16	5	1	2	7	0	0	27
	39	428	185	182	26	7	2	1	5	0	0	20
	40	739	295	319	28	20	0	3	14	1	0	59
	41	723	279	338	31	12	2	6	16	0	0	39
	42	606	230	271	32	11	2	6	15	0	0	39
		<u>24,252</u>	<u>10,526</u>	<u>9,499</u>	<u>1,374</u>	<u>571</u>	<u>122</u>	<u>231</u>	<u>402</u>	<u>20</u>	<u>0</u>	<u>1,507</u>
Penfield												
Perinton	1	872	363	362	56	21	3	11	15	1	0	40
	2	659	359	209	31	15	4	6	10	1	0	24
	3	466	196	187	32	6	3	4	7	1	0	30
	4	507	247	177	25	13	5	5	11	0	0	24
	5	316	152	97	19	15	6	6	4	0	0	17
	6	453	254	133	23	10	2	9	4	1	0	17
	7	577	287	200	26	17	1	10	13	0	0	23
	8	493	238	184	24	9	3	4	8	1	0	22
	9	731	329	289	44	19	4	4	11	0	1	30
	10	588	318	183	28	9	3	5	13	1	0	28
	11	365	161	138	22	10	2	4	8	0	0	20
	12	486	233	181	29	13	3	2	2	2	0	21
	13	437	193	185	19	11	2	4	9	0	0	14
	14	492	233	182	29	8	2	10	6	0	0	22

SURROGATE COURT JUDGE
DETAIL

LEGISLATIVE DISTRICT OR TOWN	ELECTION DISTRICT	TOTAL VOTES	CHRISTOPHER S. CIACCIO	ELENA F. CARIOLA	ELENA F. CARIOLA	ELENA F. CARIOLA	ELENA F. CARIOLA	ELENA F. CARIOLA	ELENA F. CARIOLA	ELENA F. CARIOLA	SCATTER	BLANK AND VOID
			DEM	REP	CON	WOR	GRE	LBT	IND	SAM		
Perinton												
	15	635	272	269	24	12	4	2	14	0	0	38
	16	400	189	158	20	5	2	1	9	1	0	15
	17	537	290	165	20	16	5	9	9	0	0	23
	18	492	219	189	25	11	5	9	8	0	0	26
	19	473	211	187	30	11	1	6	7	0	0	20
	20	491	223	186	29	15	0	2	8	0	0	28
	21	648	307	219	46	15	3	2	14	1	0	41
	22	379	182	143	17	10	2	5	6	0	0	14
	23	767	372	276	30	22	5	17	9	1	0	35
	24	809	349	328	46	14	5	2	16	0	0	49
	25	406	217	115	22	13	3	4	9	1	0	22
	26	540	253	216	34	13	3	3	4	0	0	14
	27	432	182	190	23	5	3	2	4	0	0	23
	28	432	188	184	18	14	0	3	7	1	0	17
	29	320	163	112	19	6	2	2	6	1	0	9
	30	551	247	221	24	19	8	4	5	0	0	23
	31	592	280	221	28	14	2	4	7	3	1	32
	32	473	251	137	35	13	3	6	7	0	0	21
	33	548	319	162	21	9	2	7	7	0	0	21
	34	770	344	303	48	12	1	11	7	2	0	42
	35	445	208	162	32	10	1	3	5	3	0	21
	36	418	222	131	22	17	2	7	6	0	0	11
	37	578	277	207	36	15	2	1	7	1	0	32
	38	765	353	290	37	23	6	5	12	0	0	39
	39	700	293	290	54	14	0	4	12	0	0	33
	40	406	185	162	20	7	1	7	7	0	0	17

SURROGATE COURT JUDGE
DETAIL

LEGISLATIVE DISTRICT OR TOWN	ELECTION DISTRICT	TOTAL VOTES	CHRISTOPHER S. CIACCIO	ELENA F. CARIOLA	ELENA F. CARIOLA	ELENA F. CARIOLA	ELENA F. CARIOLA	ELENA F. CARIOLA	ELENA F. CARIOLA	ELENA F. CARIOLA	SCATTER	BLANK AND VOID
			DEM	REP	CON	WOR	GRE	LBT	IND	SAM		
Perinton												
	41	358	157	127	32	8	3	4	11	0	0	16
	42	564	229	227	28	15	2	12	15	0	0	36
	43	1,006	439	425	53	14	3	10	14	0	1	47
	44	442	208	155	24	14	3	2	12	0	1	23
	45	1,002	430	430	60	18	4	5	14	0	0	41
	46	308	164	83	21	6	6	3	3	1	0	21
	47	622	271	244	35	9	2	6	15	1	1	38
	48	454	214	162	31	8	1	8	6	1	0	23
	49	432	188	183	26	3	1	6	8	1	0	16
	50	230	126	52	10	10	2	1	3	0	0	26
	51	656	233	320	50	12	6	3	5	0	0	27
	52	688	354	235	24	17	1	6	8	0	0	43
	53	439	223	154	24	8	0	2	11	0	0	17
	54	954	414	418	54	16	4	4	10	0	1	33
	55	538	261	212	17	8	1	7	13	0	0	19
	56	979	394	441	48	19	5	12	15	1	0	44
		<u>31,121</u>	<u>14,464</u>	<u>11,798</u>	<u>1,704</u>	<u>696</u>	<u>158</u>	<u>303</u>	<u>496</u>	<u>28</u>	<u>6</u>	<u>1,468</u>
Perinton												
Pittsford												
	1	442	253	129	14	2	7	8	6	0	0	23
	2	477	298	109	18	14	3	5	9	0	0	21
	3	699	399	221	22	11	1	1	5	0	0	39
	4	684	368	221	31	15	5	4	11	0	0	29
	5	392	231	103	14	11	1	5	5	0	0	22
	6	347	214	85	4	10	0	2	5	2	0	25
	7	254	150	64	10	6	2	6	2	0	0	14
	8	487	234	191	24	8	0	2	10	1	0	17

SURROGATE COURT JUDGE
DETAIL

LEGISLATIVE DISTRICT OR TOWN	ELECTION DISTRICT	TOTAL VOTES	CHRISTOPHER S. CIACCIO	ELENA F. CARIOLA	ELENA F. CARIOLA	ELENA F. CARIOLA	ELENA F. CARIOLA	ELENA F. CARIOLA	ELENA F. CARIOLA	ELENA F. CARIOLA	SCATTER	BLANK AND VOID
			DEM	REP	CON	WOR	GRE	LBT	IND	SAM		
Pittsford												
	9	521	271	177	21	8	2	5	6	2	1	28
	10	755	394	278	33	16	4	4	5	0	0	21
	11	447	224	139	29	9	1	11	4	1	0	29
	12	544	302	185	14	14	0	3	7	0	0	19
	13	367	188	128	14	10	2	3	7	0	0	15
	14	647	361	230	24	9	1	2	3	0	0	17
	15	457	225	154	15	20	1	4	5	0	0	33
	16	423	247	132	14	6	0	5	7	0	0	12
	17	651	387	182	30	12	2	3	10	1	0	24
	18	459	256	147	23	6	2	2	8	0	0	15
	19	314	133	119	35	4	0	5	3	1	0	14
	20	523	284	164	27	8	3	2	11	0	0	24
	21	568	334	165	23	7	6	6	6	1	0	20
	22	618	353	189	32	7	3	4	6	2	0	22
	23	452	223	158	30	5	1	7	8	0	0	20
	24	588	308	210	31	5	3	0	6	0	0	25
	25	605	331	190	30	7	1	3	14	0	0	29
	26	517	260	177	30	14	2	6	12	0	0	16
	27	484	281	147	21	6	0	3	6	0	0	20
	28	514	294	176	9	6	3	2	4	2	0	18
	29	498	240	193	23	5	0	7	5	0	0	25
	30	484	274	165	11	9	3	4	4	0	0	14
	31	635	361	212	19	9	2	2	6	0	0	24
	32	585	322	201	23	6	3	5	4	0	0	21
	33	914	515	278	46	11	3	13	10	0	0	38

SURROGATE COURT JUDGE
DETAIL

LEGISLATIVE DISTRICT OR TOWN	ELECTION DISTRICT	TOTAL VOTES	CHRISTOPHER S. CIACCIO	ELENA F. CARIOLA	ELENA F. CARIOLA	ELENA F. CARIOLA	ELENA F. CARIOLA	ELENA F. CARIOLA	ELENA F. CARIOLA	ELENA F. CARIOLA	SCATTER	BLANK AND VOID
			DEM	REP	CON	WOR	GRE	LBT	IND	SAM		
Pittsford												
	34	956	493	334	37	10	1	10	16	3	0	52
Pittsford		18,308	10,008	5,953	781	306	68	154	236	16	1	785
Riga												
	1	864	267	409	93	13	5	11	22	0	0	44
	2	627	162	336	70	11	3	10	7	1	1	26
	3	521	177	249	36	8	1	5	10	0	0	35
	4	543	131	305	51	6	1	13	9	1	0	26
	5	527	121	314	48	6	3	6	4	0	0	25
	6	497	103	264	68	13	3	10	6	0	0	30
Riga		3,579	961	1,877	366	57	16	55	58	2	1	186
Rush												
	1	701	251	304	61	18	3	8	9	0	1	46
	2	440	115	239	41	8	1	5	4	0	0	27
	3	601	242	238	43	14	4	8	13	0	0	39
	4	656	214	308	44	18	3	12	8	2	0	47
Rush		2,398	822	1,089	189	58	11	33	34	2	1	159
Sweden												
	1	558	221	212	41	13	2	5	18	0	1	45
	2	369	206	91	8	8	6	10	9	0	0	31
	3	605	285	197	51	11	3	6	9	0	0	43
	4	662	251	266	63	12	5	6	12	0	0	47
	5	147	80	49	2	3	1	1	1	0	0	10
	6	486	179	184	46	13	5	11	12	0	0	36
	7	512	215	204	40	5	1	7	12	1	0	27
	8	482	139	238	54	9	0	6	8	0	0	28

SURROGATE COURT JUDGE
DETAIL

LEGISLATIVE DISTRICT OR TOWN	ELECTION DISTRICT	TOTAL VOTES	CHRISTOPHER S. CIACCIO	ELENA F. CARIOLA	ELENA F. CARIOLA	ELENA F. CARIOLA	ELENA F. CARIOLA	ELENA F. CARIOLA	ELENA F. CARIOLA	ELENA F. CARIOLA	SCATTER	BLANK AND VOID
			DEM	REP	CON	WOR	GRE	LBT	IND	SAM		
Sweden												
	9	554	214	229	30	14	4	7	16	0	0	40
	10	747	174	377	103	11	5	18	16	0	0	43
	11	205	92	64	12	9	2	4	2	0	0	20
	12	503	126	251	66	5	2	6	11	1	0	35
Sweden		5,830	2,182	2,362	516	113	36	87	126	2	1	405
Webster												
	1	503	211	213	30	12	0	8	7	0	0	22
	2	953	446	346	44	27	3	7	9	2	0	69
	3	640	291	238	49	11	2	3	7	0	1	38
	4	325	130	132	17	11	1	8	6	0	0	20
	5	556	225	230	36	17	1	6	10	0	0	31
	6	491	209	202	28	9	1	6	4	0	1	31
	7	630	245	259	43	13	3	4	10	0	0	53
	8	504	182	205	40	12	5	13	13	0	0	34
	9	533	176	247	46	18	0	3	9	0	0	34
	10	1,269	472	551	97	25	8	10	16	2	1	87
	11	661	253	302	48	9	2	7	6	0	0	34
	12	707	245	356	43	11	4	7	12	0	0	29
	13	504	194	227	33	15	0	2	10	1	0	22
	14	488	206	201	37	12	0	7	9	0	0	16
	15	404	161	181	21	11	1	2	7	0	0	20
	16	809	338	331	59	14	1	6	6	0	0	54
	17	510	174	248	39	10	2	3	5	1	0	28
	18	398	155	176	19	8	4	4	9	0	0	23
	19	829	301	390	52	10	3	11	17	0	0	45
	20	922	307	443	64	17	3	14	14	1	0	59

SURROGATE COURT JUDGE
DETAIL

LEGISLATIVE DISTRICT OR TOWN	ELECTION DISTRICT	TOTAL VOTES	CHRISTOPHER S. CIACCIO	ELENA F. CARIOLA	ELENA F. CARIOLA	ELENA F. CARIOLA	ELENA F. CARIOLA	ELENA F. CARIOLA	ELENA F. CARIOLA	ELENA F. CARIOLA	SCATTER	BLANK AND VOID
			DEM	REP	CON	WOR	GRE	LBT	IND	SAM		
Webster												
	21	690	274	290	49	15	1	3	10	0	0	48
	22	583	217	259	44	10	1	5	8	0	0	39
	23	467	169	188	38	15	10	9	8	4	0	26
	24	1,526	577	669	122	26	4	12	27	1	0	88
	25	306	126	122	20	3	1	6	3	1	0	24
	26	618	257	249	55	10	0	1	10	0	0	36
	27	1,195	488	511	67	21	5	10	16	0	0	77
	28	566	221	254	47	8	0	7	4	0	0	25
	29	395	169	153	25	6	3	1	2	3	0	33
	30	426	211	135	21	11	4	1	5	1	1	36
	31	658	233	297	57	11	2	2	4	0	0	52
	32	736	264	333	53	14	3	6	7	1	0	55
	33	554	213	245	40	11	1	4	11	0	0	29
	34	329	135	135	23	5	0	7	2	2	0	20
	35	393	157	162	40	9	0	3	5	0	0	17
	36	486	207	196	33	3	2	4	7	0	0	34
	37	973	383	429	45	31	5	7	16	1	0	56
	38	634	272	250	34	12	5	4	11	0	0	46
	39	528	256	191	31	6	1	6	7	0	0	30
	40	1,322	559	539	64	31	5	10	24	1	0	89
	41	831	325	370	52	12	4	1	22	0	0	45
	42	634	235	281	42	9	0	5	16	2	0	44
	43	532	207	231	29	13	1	9	6	2	0	34
Webster		28,018	11,076	11,967	1,876	564	102	254	417	26	4	1,732

SURROGATE COURT JUDGE
DETAIL

LEGISLATIVE DISTRICT OR TOWN	ELECTION DISTRICT	TOTAL VOTES	CHRISTOPHER S. CIACCIO	ELENA F. CARIOLA	ELENA F. CARIOLA	ELENA F. CARIOLA	ELENA F. CARIOLA	ELENA F. CARIOLA	ELENA F. CARIOLA	ELENA F. CARIOLA	SCATTER	BLANK AND VOID
			DEM	REP	CON	WOR	GRE	LBT	IND	SAM		
Wheatland												
	1	522	196	226	48	13	1	7	9	0	0	22
	2	520	138	268	45	12	0	4	11	0	0	42
	3	645	275	265	32	15	4	11	13	0	0	30
	4	571	244	210	37	15	5	9	9	1	0	41
	5	604	162	319	73	7	1	6	8	1	0	27
Wheatland		<u>2,862</u>	<u>1,015</u>	<u>1,288</u>	<u>235</u>	<u>62</u>	<u>11</u>	<u>37</u>	<u>50</u>	<u>2</u>	<u>0</u>	<u>162</u>
TOWNS		<u>310,690</u>	<u>132,581</u>	<u>122,409</u>	<u>18,984</u>	<u>7,456</u>	<u>1,647</u>	<u>3,252</u>	<u>4,892</u>	<u>228</u>	<u>46</u>	<u>19,195</u>
GRAND TOTAL:		<u><u>382,284</u></u>	<u><u>179,554</u></u>	<u><u>133,027</u></u>	<u><u>20,602</u></u>	<u><u>10,495</u></u>	<u><u>2,297</u></u>	<u><u>3,916</u></u>	<u><u>5,708</u></u>	<u><u>308</u></u>	<u><u>74</u></u>	<u><u>26,303</u></u>

COUNTY CLERK
SUMMARY

LEGISLATIVE DISTRICT OR TOWN	TOTAL VOTES	JAMIE L. ROMEO	KARLA F. BOYCE	KARLA F. BOYCE	JAMIE L. ROMEO	JAMIE L. ROMEO	SCATTER	BLANK AND VOID
		DEM	REP	CON	WOR	IND		
Leg. Dist. 07	958	451	308	37	39	23	0	100
Leg. Dist. 16	14	9	2	0	1	0	0	2
Leg. Dist. 21	9,322	6,229	1,272	265	667	152	6	731
Leg. Dist. 22	5,980	4,372	494	99	217	34	0	764
Leg. Dist. 23	11,072	7,121	1,917	351	874	197	8	604
Leg. Dist. 24	6,596	4,377	844	179	725	109	0	362
Leg. Dist. 25	8,173	5,783	710	134	508	96	4	938
Leg. Dist. 26	6,374	3,503	1,602	253	318	116	4	578
Leg. Dist. 27	9,624	7,006	842	199	455	110	11	1,001
Leg. Dist. 28	6,030	3,946	923	154	266	67	6	668
Leg. Dist. 29	7,451	4,855	1,065	203	331	92	4	901
CITY	71,594	47,652	9,979	1,874	4,401	996	43	6,649
Brighton	20,425	12,778	4,510	673	1,109	310	10	1,035
Chili	16,670	6,788	6,850	1,265	490	265	5	1,007
Clarkson	3,811	1,148	1,890	377	90	67	0	239
East Rochester	3,092	1,459	1,048	160	146	69	2	208
Gates	15,484	6,710	5,853	947	538	226	5	1,205
Greece	52,471	20,925	21,628	3,651	1,515	781	19	3,952
Hamlin	4,661	1,252	2,481	398	102	82	2	344
Henrietta	20,952	10,369	7,011	1,246	677	387	12	1,250
Irondequoit	29,527	15,531	8,886	1,529	1,276	552	4	1,749
Mendon	6,075	2,464	2,616	481	179	69	3	263
Ogden	11,865	3,857	5,509	1,056	284	214	1	944
Parma	9,289	2,600	4,810	855	229	139	5	651
Penfield	24,252	10,896	9,214	1,487	752	368	1	1,534
Perinton	31,121	14,786	11,575	1,821	904	514	8	1,513
Pittsford	18,308	9,627	6,241	898	495	202	1	844
Riga	3,579	1,027	1,814	391	74	61	0	212
Rush	2,398	820	1,126	213	85	22	1	131
Sweden	5,830	2,291	2,323	531	167	132	4	382
Webster	28,018	11,606	11,541	1,954	737	419	7	1,754
Wheatland	2,862	1,014	1,289	265	86	48	1	159
TOWNS	310,690	137,948	118,215	20,198	9,935	4,927	91	19,376
GRAND TOTAL:	382,284	185,600	128,194	22,072	14,336	5,923	134	26,025

COUNTY CLERK
DETAIL

LEGISLATIVE DISTRICT OR TOWN	ELECTION DISTRICT	TOTAL VOTES	JAMIE L. ROMEO	KARLA F. BOYCE	KARLA F. BOYCE	JAMIE L. ROMEO	JAMIE L. ROMEO	SCATTER	BLANK AND VOID
			DEM	REP	CON	WOR	IND		
Leg. Dist. 07									
	1	586	246	223	22	26	19	0	50
	2	372	205	85	15	13	4	0	50
Leg. Dist. 07		958	451	308	37	39	23	0	100
Leg. Dist. 16									
	1	14	9	2	0	1	0	0	2
Leg. Dist. 16		14	9	2	0	1	0	0	2
Leg. Dist. 21									
	1	394	240	68	15	36	12	1	22
	2	355	204	63	16	40	10	0	22
	3	254	158	50	12	13	6	0	15
	4	221	141	36	3	10	4	0	27
	5	260	167	29	6	41	5	0	12
	6	407	293	36	13	34	7	0	24
	7	590	393	102	15	40	9	0	31
	8	186	132	20	3	19	4	0	8
	9	519	334	97	12	44	9	0	23
	10	510	364	71	10	22	5	0	38
	11	342	239	39	12	17	2	0	33
	12	802	511	145	22	47	20	0	57
	13	283	187	35	4	34	5	0	18
	14	175	119	19	6	18	1	0	12
	15	503	345	69	13	25	8	0	43
	16	186	114	41	10	4	1	0	16
	17	394	252	41	16	36	8	1	40
	18	300	215	28	9	17	1	0	30
	19	192	137	17	6	5	0	0	27
	20	202	135	26	7	18	5	0	11
	21	332	238	38	10	12	3	0	31
	22	396	269	25	9	24	3	2	64
	23	344	243	31	8	23	4	0	35
	24	517	317	97	16	40	14	1	32
	25	303	218	23	6	21	5	0	30
	26	126	92	10	2	13	0	0	9
	27	229	172	16	4	14	1	1	21
Leg. Dist. 21		9,322	6,229	1,272	265	667	152	6	731
Leg. Dist. 22									
	1	452	347	35	7	13	5	0	45
	2	146	110	11	1	0	0	0	24
	3	235	160	16	6	1	0	0	52
	4	168	128	14	1	5	1	0	19
	5	242	183	14	6	4	1	0	34
	6	261	191	14	6	8	1	0	41
	7	149	96	11	4	8	1	0	29
	8	276	193	24	8	10	2	0	39

COUNTY CLERK
DETAIL

LEGISLATIVE DISTRICT OR TOWN	ELECTION DISTRICT	TOTAL VOTES	JAMIE L. ROMEO	KARLA F. BOYCE	KARLA F. BOYCE	JAMIE L. ROMEO	JAMIE L. ROMEO	SCATTER	BLANK AND VOID
			DEM	REP	CON	WOR	IND		
Leg. Dist. 22									
	9	185	142	16	0	10	0	0	17
	10	211	168	9	2	3	0	0	29
	11	313	232	24	3	16	4	0	34
	12	183	129	12	5	5	1	0	31
	13	102	69	4	1	7	1	0	20
	14	241	186	21	1	6	1	0	26
	15	231	168	17	6	11	2	0	27
	16	114	83	13	0	5	0	0	13
	17	129	99	4	4	1	0	0	21
	18	164	115	22	0	5	1	0	21
	19	157	117	15	4	3	1	0	17
	20	263	196	17	2	8	0	0	40
	21	181	125	15	3	10	0	0	28
	22	277	202	24	4	9	1	0	37
	23	171	125	12	4	5	0	0	25
	24	141	109	12	2	3	1	0	14
	25	521	356	75	14	33	0	0	43
	26	171	116	26	1	13	3	0	12
	27	296	227	17	4	15	7	0	26
Leg. Dist. 22		5,980	4,372	494	99	217	34	0	764
Leg. Dist. 23									
	1	210	125	54	6	10	1	0	14
	2	448	289	50	14	53	16	0	26
	3	350	219	58	9	35	8	0	21
	4	561	355	100	16	47	12	0	31
	5	286	190	37	7	27	8	0	17
	6	245	141	53	8	23	4	0	16
	7	469	313	66	11	44	10	2	23
	8	433	306	53	13	35	4	0	22
	9	283	182	48	14	23	2	0	14
	10	331	224	44	8	27	3	1	24
	11	371	237	69	10	40	5	1	9
	12	456	285	98	15	28	10	0	20
	13	383	241	72	10	30	4	0	26
	14	435	273	71	17	41	9	0	24
	15	307	193	47	9	29	7	0	22
	16	201	130	34	11	9	5	0	12
	17	507	339	80	16	31	9	2	30
	18	716	452	144	26	40	11	0	43
	19	409	251	86	11	23	12	0	26
	20	436	284	62	16	38	13	0	23
	21	350	233	65	9	28	4	0	11
	22	309	210	63	3	19	2	0	12
	23	262	184	32	5	16	4	1	20

COUNTY CLERK
DETAIL

LEGISLATIVE DISTRICT OR TOWN	ELECTION DISTRICT	TOTAL VOTES	JAMIE L. ROMEO	KARLA F. BOYCE	KARLA F. BOYCE	JAMIE L. ROMEO	JAMIE L. ROMEO	SCATTER	BLANK AND VOID
			DEM	REP	CON	WOR	IND		
Leg. Dist. 23									
	24	360	210	88	10	20	11	0	21
	25	491	317	98	20	31	5	0	20
	26	626	395	127	25	44	6	0	29
	27	299	187	53	19	21	4	0	15
	28	471	313	55	10	58	7	0	28
	29	67	43	10	3	4	1	1	5
Leg. Dist. 23		11,072	7,121	1,917	351	874	197	8	604
Leg. Dist. 24									
	1	461	322	39	13	65	10	0	12
	2	212	151	24	3	28	3	0	3
	3	231	165	22	8	28	3	0	5
	4	395	271	42	11	39	8	0	24
	5	356	219	55	15	29	6	0	32
	6	294	200	43	4	31	1	0	15
	7	210	139	39	5	14	2	0	11
	8	303	207	44	8	25	4	0	15
	9	238	142	47	14	14	4	0	17
	10	671	437	82	19	90	10	0	33
	11	240	151	39	6	12	3	0	29
	12	92	61	12	4	4	1	0	10
	13	442	296	43	10	59	10	0	24
	14	474	308	41	15	75	12	0	23
	15	448	287	53	7	51	10	0	40
	16	417	269	70	10	39	6	0	23
	17	62	33	18	2	2	1	0	6
	18	452	288	77	13	47	6	0	21
	19	115	83	14	1	7	3	0	7
	20	89	56	10	1	18	1	0	3
	21	98	71	5	2	15	1	0	4
	22	139	98	10	4	22	1	0	4
	23	112	92	6	3	10	0	0	1
	24	45	31	9	1	1	3	0	0
Leg. Dist. 24		6,596	4,377	844	179	725	109	0	362
Leg. Dist. 25									
	1	502	352	63	14	26	5	1	41
	2	338	247	20	4	24	4	0	39
	3	391	288	22	6	11	6	0	58
	4	139	98	9	1	6	1	0	24
	5	321	235	12	3	15	0	0	56
	6	343	235	26	4	51	3	0	24
	7	406	300	11	6	16	2	0	71
	8	354	288	18	5	7	3	0	33
	9	153	120	7	0	5	0	0	21
	10	387	278	28	4	26	5	0	46

COUNTY CLERK
DETAIL

LEGISLATIVE DISTRICT OR TOWN	ELECTION DISTRICT	TOTAL VOTES	JAMIE L. ROMEO	KARLA F. BOYCE	KARLA F. BOYCE	JAMIE L. ROMEO	JAMIE L. ROMEO	SCATTER	BLANK AND VOID
			DEM	REP	CON	WOR	IND		
Leg. Dist. 25									
	11	168	141	3	1	5	1	0	17
	12	381	246	32	5	69	9	0	20
	13	302	223	13	3	17	5	0	41
	14	208	147	13	6	33	0	0	9
	15	258	195	16	4	6	1	0	36
	16	316	210	28	2	13	8	0	55
	17	223	174	9	0	4	2	0	34
	18	439	307	42	10	10	6	0	64
	19	286	198	52	8	10	3	0	15
	20	223	134	51	5	8	4	0	21
	21	288	202	30	9	10	4	0	33
	22	291	221	23	5	17	4	1	20
	23	117	84	4	0	15	0	0	14
	24	82	52	15	1	0	1	0	13
	25	717	446	99	20	44	13	1	94
	26	76	54	6	0	11	2	0	3
	27	111	73	18	0	5	2	0	13
	28	27	19	1	0	5	0	0	2
	29	127	76	14	6	23	0	1	7
	30	199	140	25	2	16	2	0	14
Leg. Dist. 25		8,173	5,783	710	134	508	96	4	938
Leg. Dist. 26									
	1	614	289	195	33	32	14	0	51
	2	306	151	95	14	21	6	0	19
	3	257	157	54	4	14	4	0	24
	4	331	165	100	16	7	7	1	35
	5	329	185	76	12	16	8	1	31
	6	308	200	51	12	12	2	0	31
	7	351	191	74	12	20	4	0	50
	8	437	285	70	7	24	7	0	44
	9	412	248	72	19	28	7	0	38
	10	386	246	67	12	21	8	0	32
	11	369	190	101	14	21	5	0	38
	12	391	177	140	16	14	8	0	36
	13	370	179	124	19	16	5	0	27
	14	447	233	122	27	21	8	1	35
	15	347	231	54	8	19	8	0	27
	16	389	209	109	15	16	8	0	32
	17	330	167	98	13	16	7	1	28
Leg. Dist. 26		6,374	3,503	1,602	253	318	116	4	578
Leg. Dist. 27									
	1	486	340	52	18	20	4	1	51
	2	452	347	34	12	14	6	0	39
	3	380	265	41	17	23	3	2	29

COUNTY CLERK
DETAIL

LEGISLATIVE DISTRICT OR TOWN	ELECTION DISTRICT	TOTAL VOTES	JAMIE L. ROMEO	KARLA F. BOYCE	KARLA F. BOYCE	JAMIE L. ROMEO	JAMIE L. ROMEO	SCATTER	BLANK AND VOID
			DEM	REP	CON	WOR	IND		
Leg. Dist. 27									
	4	477	358	34	14	35	7	0	29
	5	442	347	20	5	20	5	0	45
	6	406	306	25	3	12	3	0	57
	7	402	286	41	9	23	8	0	35
	8	649	477	33	10	25	10	1	93
	9	424	316	21	2	29	2	0	54
	10	399	288	49	9	23	5	0	25
	11	473	359	41	7	22	4	0	40
	12	328	233	30	10	15	10	0	30
	13	452	344	24	8	20	5	1	50
	14	293	214	22	5	11	4	0	37
	15	369	283	12	5	19	2	1	47
	16	394	301	22	8	31	2	0	30
	17	440	341	33	7	10	3	0	46
	18	432	253	87	10	14	8	0	60
	19	425	340	19	4	18	3	0	41
	20	279	217	15	4	8	1	3	31
	21	212	157	16	2	14	3	0	20
	22	345	204	76	9	19	4	1	32
	23	262	203	9	4	11	2	1	32
	25	187	106	38	7	11	5	0	20
	26	216	121	48	10	8	1	0	28
Leg. Dist. 27		9,624	7,006	842	199	455	110	11	1,001
Leg. Dist. 28									
	1	353	235	49	4	18	3	2	42
	2	212	134	33	6	13	3	1	22
	3	233	160	23	4	7	4	0	35
	4	227	113	48	5	11	4	0	46
	5	177	111	29	4	5	5	0	23
	6	442	289	77	13	9	6	1	47
	7	589	365	107	18	30	3	1	65
	8	270	185	21	6	5	4	0	49
	9	378	248	70	14	18	1	1	26
	10	136	89	22	5	7	0	0	13
	11	259	161	46	8	8	3	0	33
	12	217	140	36	1	10	0	0	30
	13	348	217	63	13	13	4	0	38
	14	343	246	40	10	16	4	0	27
	15	131	99	12	1	4	3	0	12
	16	283	174	49	8	16	4	0	32
	17	57	34	11	1	1	0	0	10
	18	339	255	45	6	12	3	0	18
	19	5	5	0	0	0	0	0	0
	20	478	305	66	15	33	8	0	51

COUNTY CLERK
DETAIL

LEGISLATIVE DISTRICT OR TOWN	ELECTION DISTRICT	TOTAL VOTES	JAMIE L. ROMEO	KARLA F. BOYCE	KARLA F. BOYCE	JAMIE L. ROMEO	JAMIE L. ROMEO	SCATTER	BLANK AND VOID
			DEM	REP	CON	WOR	IND		
Leg. Dist. 28	21	392	262	59	9	23	3	0	36
	22	161	119	17	3	7	2	0	13
Leg. Dist. 28		6,030	3,946	923	154	266	67	6	668
Leg. Dist. 29	1	44	28	6	1	3	0	0	6
	2	107	66	10	6	7	0	0	18
	3	14	11	0	0	0	0	0	3
	4	407	256	71	12	21	8	1	38
	5	421	283	61	16	17	4	0	40
	6	254	157	42	6	10	4	0	35
	7	255	143	55	9	24	2	0	22
	8	109	65	11	2	6	2	0	23
	9	617	368	79	21	21	4	0	124
	10	451	305	74	7	12	5	0	48
	11	328	203	67	9	16	2	0	31
	12	434	299	47	14	30	2	0	42
	13	221	142	17	5	10	1	0	46
	14	145	98	16	3	6	1	0	21
	15	343	227	42	8	15	6	0	45
	16	133	94	13	2	6	6	0	12
	17	224	145	44	11	5	4	0	15
	18	323	188	74	12	20	8	2	19
	19	231	145	25	13	14	6	0	28
	20	445	319	51	6	15	1	0	53
	21	433	282	65	12	24	12	0	38
	22	159	121	11	1	0	0	0	26
	23	298	203	52	3	6	0	0	34
	24	484	322	61	11	31	9	1	49
	25	388	255	50	13	8	4	0	58
	26	178	127	21	0	4	1	0	25
	28	5	3	0	0	0	0	0	2
Leg. Dist. 29		7,451	4,855	1,065	203	331	92	4	901
CITY		71,594	47,652	9,979	1,874	4,401	996	43	6,649
Brighton	1	582	397	102	14	33	10	0	26
	2	339	179	105	16	20	4	1	14
	3	425	238	123	9	18	10	0	27
	4	496	324	91	12	36	4	0	29
	5	467	299	90	14	44	4	0	16
	6	648	397	147	28	40	8	0	28
	7	415	237	97	14	27	9	1	30
	8	504	265	187	10	5	10	0	27
	9	422	268	80	21	26	9	3	15
	10	525	342	114	19	26	9	0	15

COUNTY CLERK
DETAIL

LEGISLATIVE DISTRICT OR TOWN	ELECTION DISTRICT	TOTAL VOTES	JAMIE L. ROMEO	KARLA F. BOYCE	KARLA F. BOYCE	JAMIE L. ROMEO	JAMIE L. ROMEO	SCATTER	BLANK AND VOID
			DEM	REP	CON	WOR	IND		
Brighton	11	560	355	103	28	34	10	0	30
	12	592	384	116	20	41	6	0	25
	13	342	218	70	13	20	2	0	19
	14	394	263	64	8	34	7	0	18
	15	404	252	81	22	23	5	0	21
	16	321	154	132	17	6	3	0	9
	17	261	184	39	5	7	3	0	23
	18	448	305	82	9	29	5	0	18
	19	284	188	53	13	11	2	0	17
	20	386	238	78	16	24	4	0	26
	21	410	249	90	11	27	9	2	22
	22	483	322	100	22	18	7	0	14
	23	387	271	67	13	12	9	1	14
	24	507	294	131	21	10	10	0	41
	25	350	214	61	11	41	8	0	15
	26	329	171	105	10	25	11	0	7
	27	364	238	89	5	18	0	0	14
	28	626	400	140	15	37	8	0	26
	29	325	170	116	10	9	5	0	15
	30	779	508	164	12	27	7	0	61
	31	386	263	66	7	28	5	0	17
	32	506	317	92	16	40	11	0	30
	33	546	343	132	24	26	8	0	13
	34	454	291	96	16	28	2	0	21
	35	401	264	78	11	21	5	1	21
	36	473	302	86	17	30	9	0	29
	37	378	263	72	9	17	4	1	12
	38	538	323	134	20	31	6	0	24
	39	387	235	86	16	23	8	0	19
	40	766	505	151	21	33	12	0	44
	41	707	439	148	21	36	15	0	48
	42	149	99	28	8	7	3	0	4
	43	489	293	119	18	21	7	0	31
	44	260	139	67	9	15	3	0	27
	45	357	205	88	15	22	10	0	17
	46	253	173	50	7	3	4	0	16
Brighton		20,425	12,778	4,510	673	1,109	310	10	1,035
Chili	1	388	157	144	33	9	10	0	35
	2	600	159	311	67	13	9	0	41
	3	540	213	223	44	13	10	0	37
	4	379	140	177	22	9	7	0	24
	5	441	193	166	37	11	7	1	26
	6	467	179	187	46	21	7	0	27

COUNTY CLERK
DETAIL

LEGISLATIVE DISTRICT OR TOWN	ELECTION DISTRICT	TOTAL VOTES	JAMIE L. ROMEO	KARLA F. BOYCE	KARLA F. BOYCE	JAMIE L. ROMEO	JAMIE L. ROMEO	SCATTER	BLANK AND VOID
			DEM	REP	CON	WOR	IND		
Chili									
	7	311	142	120	19	11	6	0	13
	8	482	179	206	42	15	7	0	33
	9	443	193	178	31	17	6	0	18
	10	309	103	134	41	16	4	0	11
	11	520	202	226	32	14	10	0	36
	12	488	230	179	33	17	12	0	17
	13	700	276	313	50	16	11	0	34
	14	475	171	207	46	12	11	0	28
	15	401	150	178	37	4	7	1	24
	16	882	321	413	68	25	8	1	46
	17	1,128	420	541	73	23	9	0	62
	18	534	193	230	47	11	10	0	43
	19	427	182	174	25	10	10	0	26
	20	650	329	218	40	25	8	0	30
	21	334	130	135	28	13	6	0	22
	22	639	379	162	32	22	8	1	35
	23	418	160	185	24	18	6	0	25
	24	1,129	470	421	87	36	14	1	100
	25	379	207	116	19	12	8	0	17
	26	611	200	288	57	15	10	0	41
	27	431	189	175	33	6	8	0	20
	28	397	193	152	21	8	3	0	20
	29	300	114	123	31	12	4	0	16
	30	342	142	128	24	11	7	0	30
	31	463	218	166	30	20	5	0	24
	32	662	254	274	46	25	17	0	46
Chili		16,670	6,788	6,850	1,265	490	265	5	1,007
Clarkson									
	1	756	210	416	61	15	11	0	43
	2	96	24	52	6	7	1	0	6
	3	561	205	255	54	10	9	0	28
	4	802	182	438	91	18	15	0	58
	5	1,114	349	516	122	32	19	0	76
	6	482	178	213	43	8	12	0	28
Clarkson		3,811	1,148	1,890	377	90	67	0	239
East Rochester									
	1	555	256	189	30	21	16	0	43
	2	426	191	158	15	22	9	0	31
	3	407	175	150	29	19	5	1	28
	4	436	223	131	18	22	13	0	29
	5	388	182	134	24	14	11	1	22
	6	461	237	145	22	23	8	0	26
	7	419	195	141	22	25	7	0	29
East Rochester		3,092	1,459	1,048	160	146	69	2	208

COUNTY CLERK
DETAIL

LEGISLATIVE DISTRICT OR TOWN	ELECTION DISTRICT	TOTAL VOTES	JAMIE L. ROMEO	KARLA F. BOYCE	KARLA F. BOYCE	JAMIE L. ROMEO	JAMIE L. ROMEO	SCATTER	BLANK AND VOID
			DEM	REP	CON	WOR	IND		
Gates	1	348	181	94	26	18	4	0	25
	2	423	189	151	23	27	3	0	30
	3	465	215	162	28	14	5	0	41
	4	421	174	161	34	14	5	1	32
	5	454	218	160	24	15	13	0	24
	6	480	254	140	24	20	10	0	32
	7	1,025	386	447	62	21	12	0	97
	8	321	120	137	22	13	6	0	23
	9	498	249	172	21	14	5	1	36
	10	229	120	78	17	8	1	0	5
	11	324	126	134	17	19	1	0	27
	12	291	120	115	13	11	2	0	30
	13	506	209	191	22	20	6	1	57
	14	344	148	111	28	10	7	0	40
	15	741	330	270	28	23	16	0	74
	16	382	183	135	23	15	6	0	20
	17	478	229	175	27	12	8	0	27
	18	511	172	221	46	23	5	0	44
	19	377	159	129	34	15	7	0	33
	20	411	185	155	21	10	12	0	28
	21	360	145	152	14	18	8	0	23
	22	327	141	113	30	17	4	0	22
	23	433	169	178	40	13	4	0	29
	24	1,018	482	349	62	29	14	0	82
	25	382	152	157	22	14	6	0	31
	26	521	181	258	36	17	8	0	21
	27	592	258	225	32	14	9	0	54
	28	329	139	130	18	10	6	0	26
	29	437	205	153	29	14	7	0	29
	30	265	112	115	11	5	3	0	19
	31	356	146	154	20	6	6	0	24
	32	447	195	155	43	17	7	1	29
	33	249	121	80	19	9	3	0	17
	34	422	167	178	16	13	4	1	43
	35	317	130	118	15	20	3	0	31
Gates		15,484	6,710	5,853	947	538	226	5	1,205
Greece	1	422	155	176	39	11	7	0	34
	2	552	176	267	52	12	3	0	42
	3	413	151	183	23	14	5	0	37
	4	395	182	147	26	8	5	0	27
	5	342	132	136	20	16	9	0	29
	6	322	136	122	15	16	4	0	29
	7	490	209	190	25	16	4	0	46

COUNTY CLERK
DETAIL

LEGISLATIVE DISTRICT OR TOWN	ELECTION DISTRICT	TOTAL VOTES	JAMIE L. ROMEO	KARLA F. BOYCE	KARLA F. BOYCE	JAMIE L. ROMEO	JAMIE L. ROMEO	SCATTER	BLANK AND VOID
			DEM	REP	CON	WOR	IND		
Greece									
	8	411	171	143	27	22	8	0	40
	9	434	191	154	19	24	11	0	35
	10	386	174	137	22	9	8	0	36
	11	246	116	83	15	13	2	0	17
	12	293	114	109	18	15	6	0	31
	13	370	179	133	24	13	5	0	16
	14	298	129	104	25	16	5	0	19
	15	375	146	160	32	13	2	0	22
	16	313	110	138	25	11	5	0	24
	17	559	192	255	54	20	7	0	31
	18	484	207	193	31	10	10	2	31
	19	368	169	136	14	17	5	0	27
	20	441	187	161	25	20	8	0	40
	21	384	153	150	31	20	9	0	21
	22	321	139	115	23	16	5	0	23
	23	556	232	206	34	17	9	1	57
	24	558	184	288	31	10	12	0	33
	25	458	209	160	22	18	8	1	40
	26	351	147	132	27	8	4	0	33
	27	838	369	302	46	24	16	0	81
	28	546	195	246	34	18	10	1	42
	29	434	174	178	25	9	11	1	36
	30	303	124	104	27	14	2	0	32
	31	366	145	153	32	9	3	0	24
	32	441	205	165	23	12	8	1	27
	33	532	183	230	41	19	8	0	51
	34	479	166	217	39	19	4	0	34
	35	405	154	155	31	17	5	0	43
	36	605	239	253	40	16	8	0	49
	37	303	111	130	30	8	5	0	19
	38	657	256	287	43	27	9	1	34
	39	311	137	114	28	7	2	1	22
	40	363	162	137	20	13	3	0	28
	41	495	209	176	38	20	8	0	44
	42	418	185	150	27	12	8	1	35
	43	518	156	249	53	15	10	0	35
	44	635	251	265	51	13	6	0	49
	45	758	231	389	57	11	15	0	55
	46	321	168	88	18	22	4	0	21
	47	394	154	153	34	17	10	0	26
	48	319	143	111	20	11	2	0	32
	49	327	147	130	25	3	2	0	20
	50	408	164	160	36	15	7	0	26
	51	280	114	105	24	8	5	0	24

COUNTY CLERK
DETAIL

LEGISLATIVE DISTRICT OR TOWN	ELECTION DISTRICT	TOTAL VOTES	JAMIE L. ROMEO	KARLA F. BOYCE	KARLA F. BOYCE	JAMIE L. ROMEO	JAMIE L. ROMEO	SCATTER	BLANK AND VOID
			DEM	REP	CON	WOR	IND		
Greece									
	52	591	241	243	44	19	12	1	31
	53	431	234	130	21	12	4	0	30
	54	518	155	265	37	16	4	0	41
	55	335	120	158	24	6	7	0	20
	56	518	232	191	36	17	8	0	34
	57	445	161	189	30	7	11	0	47
	58	563	226	241	36	11	5	1	43
	59	421	263	79	22	17	7	1	32
	60	379	161	146	27	18	7	0	20
	61	461	220	174	21	12	8	0	26
	62	637	271	260	34	18	8	0	46
	63	480	223	156	29	20	7	1	44
	64	401	153	156	21	17	7	1	46
	65	417	170	162	29	8	6	0	42
	66	284	126	102	17	8	5	0	26
	67	397	127	198	33	11	2	0	26
	68	543	195	236	49	12	7	0	44
	69	286	93	132	23	12	3	0	23
	70	1,353	420	702	95	23	26	2	85
	71	532	211	210	29	16	9	0	57
	72	662	283	265	48	7	12	0	47
	73	304	142	98	21	17	3	0	23
	74	441	238	131	21	10	8	0	33
	75	363	153	155	15	7	2	0	31
	76	358	104	184	28	12	5	0	25
	77	507	210	198	32	10	9	0	48
	78	327	127	141	19	11	7	0	22
	79	984	345	443	93	18	13	0	72
	80	541	199	230	45	16	10	0	41
	81	300	115	127	19	12	6	0	21
	82	575	300	181	22	27	10	0	35
	83	311	143	101	24	11	3	0	29
	84	552	228	217	38	15	6	0	48
	85	589	244	240	40	12	13	0	40
	86	549	191	262	55	4	4	0	33
	87	375	161	141	28	11	8	0	26
	88	534	227	217	42	10	8	0	30
	89	387	156	162	21	9	2	0	37
	90	579	210	247	56	21	3	0	42
	91	842	298	384	72	11	10	0	67
	92	813	346	324	45	21	13	0	64
	93	649	315	233	34	13	9	0	45
	94	545	214	233	34	19	7	0	38
	95	355	153	135	19	17	6	0	25

COUNTY CLERK
DETAIL

LEGISLATIVE DISTRICT OR TOWN	ELECTION DISTRICT	TOTAL VOTES	JAMIE L. ROMEO	KARLA F. BOYCE	KARLA F. BOYCE	JAMIE L. ROMEO	JAMIE L. ROMEO	SCATTER	BLANK AND VOID
			DEM	REP	CON	WOR	IND		
Greece									
	96	602	305	207	36	13	9	0	32
	97	847	326	381	57	12	10	2	59
	98	816	344	310	52	26	18	0	66
	99	499	154	267	46	7	2	0	23
	100	701	268	310	54	20	11	0	38
	101	314	104	141	31	12	5	0	21
	102	764	280	349	41	16	13	0	65
	103	525	186	234	50	13	6	0	36
	104	374	129	169	31	6	6	0	33
	105	593	208	287	41	9	9	0	39
	106	453	149	222	38	6	4	0	34
	107	417	136	206	30	9	4	0	32
	108	425	135	214	33	9	0	0	34
	109	709	265	327	42	12	17	0	46
		52,471	20,925	21,628	3,651	1,515	781	19	3,952
Greece Hamlin									
	1	496	173	228	29	12	5	0	49
	2	510	136	277	54	11	7	0	25
	3	545	139	299	49	9	9	0	40
	4	370	85	222	37	4	7	0	15
	5	495	122	254	52	13	9	0	45
	6	415	143	199	26	11	5	1	30
	7	603	170	321	43	16	14	0	39
	8	353	74	197	33	7	9	0	33
	9	317	70	182	26	8	5	1	25
	10	557	140	302	49	11	12	0	43
		4,661	1,252	2,481	398	102	82	2	344
Hamlin Henrietta									
	1	607	278	245	30	16	11	1	26
	2	530	229	205	38	11	14	0	33
	3	313	187	70	13	14	11	1	17
	4	541	318	131	28	20	14	0	30
	5	492	220	183	40	11	8	0	30
	6	463	201	182	36	10	11	0	23
	7	389	191	138	30	13	8	0	9
	8	421	182	160	28	19	11	0	21
	9	409	206	146	15	13	6	0	23
	10	474	204	176	38	10	9	0	37
	11	448	235	135	22	20	8	1	27
	12	440	179	177	28	14	15	0	27
	13	953	513	287	43	32	13	0	65
	14	441	233	130	27	12	11	1	27
	15	803	386	264	46	42	17	0	48
	16	279	134	88	7	15	4	0	31

COUNTY CLERK
DETAIL

LEGISLATIVE DISTRICT OR TOWN	ELECTION DISTRICT	TOTAL VOTES	JAMIE L. ROMEO	KARLA F. BOYCE	KARLA F. BOYCE	JAMIE L. ROMEO	JAMIE L. ROMEO	SCATTER	BLANK AND VOID
			DEM	REP	CON	WOR	IND		
Henrietta									
	17	526	276	147	39	26	14	1	23
	18	577	280	193	30	17	12	0	45
	19	437	212	147	26	12	6	0	34
	20	823	388	280	48	36	19	1	51
	21	373	171	136	27	15	6	0	18
	22	683	354	244	38	21	6	0	20
	23	556	297	163	28	17	11	0	40
	24	599	338	154	35	15	13	0	44
	25	426	188	155	37	20	6	0	20
	26	1,028	482	380	73	24	11	3	55
	27	726	339	265	49	20	11	0	42
	28	594	259	237	46	17	7	0	28
	29	1,813	938	574	99	50	26	3	123
	30	1,300	712	373	72	46	21	0	76
	31	350	194	92	24	3	7	0	30
	32	727	405	224	35	18	14	0	31
	33	356	156	127	22	17	7	0	27
	34	351	173	124	13	13	8	0	20
	35	704	311	279	36	18	11	0	49
		20,952	10,369	7,011	1,246	677	387	12	1,250
Henrietta									
Irondequoit									
	1	732	400	210	37	29	17	0	39
	2	372	198	99	23	23	3	0	26
	3	560	260	188	28	29	12	0	43
	4	229	108	87	10	10	2	0	12
	5	457	252	119	16	33	13	0	24
	6	651	381	157	40	34	16	0	23
	7	599	321	163	54	26	12	0	23
	8	448	207	166	24	8	20	0	23
	9	474	226	175	18	16	9	0	30
	10	419	224	127	33	10	12	0	13
	11	255	130	88	12	12	2	0	11
	12	423	240	96	23	24	11	0	29
	13	559	335	133	29	25	10	0	27
	14	641	300	221	53	21	12	1	33
	15	521	255	186	28	22	8	0	22
	16	714	398	214	30	23	9	0	40
	17	324	172	84	21	18	3	0	26
	18	432	214	146	19	14	9	0	30
	19	566	370	109	14	33	4	0	36
	20	371	191	128	20	11	3	1	17
	21	481	269	118	35	28	5	0	26
	22	478	255	139	35	23	12	0	14
	23	395	227	103	15	26	4	0	20

COUNTY CLERK
DETAIL

LEGISLATIVE DISTRICT OR TOWN	ELECTION DISTRICT	TOTAL VOTES	JAMIE L. ROMEO	KARLA F. BOYCE	KARLA F. BOYCE	JAMIE L. ROMEO	JAMIE L. ROMEO	SCATTER	BLANK AND VOID
			DEM	REP	CON	WOR	IND		
Irondequoit	24	405	227	103	28	24	8	1	14
	25	464	241	148	30	11	14	0	20
	26	376	229	91	12	12	3	0	29
	27	288	148	92	18	11	6	0	13
	28	426	177	187	24	13	5	0	20
	29	396	209	119	19	16	6	0	27
	30	424	215	144	17	18	9	0	21
	31	559	314	154	28	31	8	0	24
	32	509	283	132	15	50	5	0	24
	33	328	140	126	26	12	10	0	14
	34	673	304	262	40	19	10	0	38
	35	341	188	85	6	23	11	0	28
	36	319	178	80	10	19	8	0	24
	37	381	181	130	23	13	5	0	29
	38	278	143	78	8	17	3	0	29
	39	145	66	48	10	0	3	0	18
	40	253	138	80	13	8	6	0	8
	41	468	254	132	18	16	19	0	29
	42	489	224	171	33	26	11	0	24
	43	372	215	95	16	17	4	0	25
	44	757	364	266	29	28	20	0	50
	45	331	184	81	25	8	10	0	23
	46	454	204	168	18	22	7	0	35
	47	165	79	61	13	3	2	0	7
	48	404	204	133	26	17	5	0	19
	49	553	275	188	28	20	10	0	32
	50	405	212	117	13	21	4	0	38
	51	499	253	148	36	27	9	0	26
	52	537	295	148	23	21	6	0	44
	53	440	234	145	15	11	8	0	27
	54	150	84	44	6	5	3	0	8
	55	499	298	123	26	24	10	0	18
	56	364	209	96	22	12	6	0	19
	57	636	324	194	30	23	12	0	53
	58	551	303	140	31	22	11	0	44
	59	413	202	140	25	11	7	0	28
	60	429	214	139	21	19	9	0	27
	61	556	271	195	27	21	16	0	26
	62	451	238	126	32	19	5	0	31
	63	355	169	115	20	20	10	0	21
	64	194	119	36	6	9	3	0	21
	65	320	192	83	13	7	6	0	19
	66	279	183	47	4	15	5	1	24
	67	338	164	107	14	22	4	0	27

COUNTY CLERK
DETAIL

LEGISLATIVE DISTRICT OR TOWN	ELECTION DISTRICT	TOTAL VOTES	JAMIE L. ROMEO	KARLA F. BOYCE	KARLA F. BOYCE	JAMIE L. ROMEO	JAMIE L. ROMEO	SCATTER	BLANK AND VOID
			DEM	REP	CON	WOR	IND		
Irondequoit	68	452	250	133	15	15	2	0	37
Irondequoit		29,527	15,531	8,886	1,529	1,276	552	4	1,749
Mendon	1	811	339	340	59	16	9	0	48
	2	733	345	275	50	26	6	0	31
	3	762	275	353	72	22	11	1	28
	4	568	233	235	31	29	8	0	32
	5	702	299	302	65	13	6	2	15
	6	737	290	328	69	18	7	0	25
	7	816	306	366	66	20	7	0	51
	8	345	135	137	31	20	7	0	15
	9	601	242	280	38	15	8	0	18
Mendon		6,075	2,464	2,616	481	179	69	3	263
Ogden	1	509	202	211	40	12	9	0	35
	2	515	192	215	52	14	7	0	35
	3	829	273	394	66	21	13	0	62
	4	490	139	243	47	10	8	0	43
	5	512	149	250	42	11	13	0	47
	6	737	281	315	50	13	13	0	65
	7	342	82	177	46	4	6	0	27
	8	655	223	316	31	18	10	0	57
	9	511	183	220	42	17	13	0	36
	10	533	188	239	48	4	7	0	47
	11	597	177	271	67	17	14	0	51
	12	789	229	411	58	15	14	0	62
	13	618	211	272	56	18	9	0	52
	14	507	166	229	39	17	6	0	50
	15	767	217	399	74	16	9	0	52
	16	356	83	197	43	3	7	0	23
	17	506	152	237	48	14	9	0	46
	18	840	308	346	73	39	11	0	63
	19	627	212	273	62	10	11	1	58
	20	625	190	294	72	11	25	0	33
Ogden		11,865	3,857	5,509	1,056	284	214	1	944
Parma	1	666	201	307	88	17	11	0	42
	2	705	186	375	64	14	6	1	59
	3	561	151	291	45	22	9	0	43
	4	591	126	341	60	17	15	1	31
	5	373	110	191	35	13	6	0	18
	6	297	72	178	24	3	3	0	17
	7	557	145	287	56	18	5	0	46
	8	678	218	336	47	11	7	0	59

COUNTY CLERK
DETAIL

LEGISLATIVE DISTRICT OR TOWN	ELECTION DISTRICT	TOTAL VOTES	JAMIE L. ROMEO	KARLA F. BOYCE	KARLA F. BOYCE	JAMIE L. ROMEO	JAMIE L. ROMEO	SCATTER	BLANK AND VOID
			DEM	REP	CON	WOR	IND		
Parma	9	601	167	340	51	12	4	0	27
	10	555	126	290	78	12	8	0	41
	11	624	192	307	67	12	5	0	41
	12	691	228	339	48	19	9	0	48
	13	1,151	317	611	91	28	26	0	78
	14	527	165	254	38	15	8	0	47
	15	712	196	363	63	16	17	3	54
Parma		9,289	2,600	4,810	855	229	139	5	651
Penfield	1	310	147	96	21	9	9	0	28
	2	557	287	171	23	22	14	0	40
	3	470	164	218	31	15	3	0	39
	4	820	286	367	80	22	10	0	55
	5	571	252	200	44	19	12	0	44
	6	454	174	201	30	13	5	0	31
	7	487	251	145	41	18	8	0	24
	8	384	155	155	27	17	6	0	24
	9	573	323	161	31	25	11	0	22
	10	395	186	138	27	10	6	0	28
	11	336	149	140	14	10	1	0	22
	12	525	277	148	32	22	9	0	37
	13	836	407	294	48	16	9	0	62
	14	707	224	353	60	25	9	0	36
	15	813	398	296	35	22	10	0	52
	16	228	97	80	13	11	6	0	21
	17	538	241	219	30	12	11	0	25
	18	404	183	156	23	16	7	0	19
	19	742	352	277	41	27	8	0	37
	20	623	282	218	49	20	8	0	46
	21	592	305	186	30	20	13	0	38
	22	586	327	166	28	27	13	1	24
	23	753	355	261	51	25	10	0	51
	24	725	325	276	52	23	12	0	37
	25	463	171	205	40	10	6	0	31
	26	338	132	130	25	19	8	0	24
	27	551	274	213	32	10	2	0	20
	28	501	209	176	35	19	10	0	52
	29	806	403	265	42	29	15	0	52
	30	1,116	462	455	79	37	9	0	74
	31	349	160	122	19	11	3	0	34
	32	365	205	112	15	8	4	0	21
	33	470	208	168	36	19	15	0	24
	34	542	236	224	33	9	6	0	34
	35	816	409	286	38	29	15	0	39

COUNTY CLERK
DETAIL

LEGISLATIVE DISTRICT OR TOWN	ELECTION DISTRICT	TOTAL VOTES	JAMIE L. ROMEO	KARLA F. BOYCE	KARLA F. BOYCE	JAMIE L. ROMEO	JAMIE L. ROMEO	SCATTER	BLANK AND VOID
			DEM	REP	CON	WOR	IND		
Penfield	36	565	295	194	17	20	8	0	31
	37	1,078	405	508	68	21	11	0	65
	38	367	140	165	18	11	6	0	27
	39	428	188	180	25	12	3	0	20
	40	739	319	301	34	18	14	0	53
	41	723	295	326	37	9	11	0	45
	42	606	238	262	33	15	12	0	46
Penfield		24,252	10,896	9,214	1,487	752	368	1	1,534
Perinton	1	872	385	355	58	19	14	0	41
	2	659	339	214	42	27	13	0	24
	3	466	212	180	30	11	8	0	25
	4	507	245	186	25	18	7	0	26
	5	316	155	99	20	19	7	0	16
	6	453	251	133	24	20	8	0	17
	7	577	284	211	35	20	8	0	19
	8	493	228	183	26	19	14	1	22
	9	731	337	279	45	18	17	1	34
	10	588	326	181	25	13	19	0	24
	11	365	165	130	24	21	3	0	22
	12	486	229	181	32	16	6	0	22
	13	437	199	187	25	8	5	0	13
	14	492	235	177	35	12	7	0	26
	15	635	279	246	24	19	22	0	45
	16	400	197	153	23	5	8	0	14
	17	537	299	165	24	20	7	0	22
	18	492	226	182	30	14	10	1	29
	19	473	219	173	35	14	8	0	24
	20	491	232	185	30	15	5	0	24
	21	648	312	215	46	22	14	0	39
	22	379	184	137	25	11	2	0	20
	23	767	389	275	37	23	10	0	33
	24	809	370	312	44	17	15	0	51
	25	406	220	119	24	19	7	0	17
	26	540	259	215	37	9	7	0	13
	27	432	176	186	24	11	6	0	29
	28	432	195	176	24	13	4	0	20
	29	320	158	112	20	14	7	0	9
	30	551	259	214	26	19	5	0	28
	31	592	284	214	29	15	16	0	34
	32	473	255	134	39	16	11	1	17
	33	548	308	163	26	22	9	0	20
	34	770	368	271	50	18	12	0	51
	35	445	218	150	34	15	6	0	22

COUNTY CLERK
DETAIL

LEGISLATIVE DISTRICT OR TOWN	ELECTION DISTRICT	TOTAL VOTES	JAMIE L. ROMEO	KARLA F. BOYCE	KARLA F. BOYCE	JAMIE L. ROMEO	JAMIE L. ROMEO	SCATTER	BLANK AND VOID
			DEM	REP	CON	WOR	IND		
Perinton									
	36	418	233	130	18	18	5	0	14
	37	578	291	194	36	20	8	0	29
	38	765	364	278	38	31	9	1	44
	39	700	309	282	50	16	5	0	38
	40	406	197	148	21	17	8	0	15
	41	358	154	131	34	14	12	0	13
	42	564	254	215	30	16	10	0	39
	43	1,006	441	417	54	22	19	1	52
	44	442	200	164	28	16	12	0	22
	45	1,002	448	413	67	21	12	0	41
	46	308	163	81	22	11	6	0	25
	47	622	281	239	34	12	17	1	38
	48	454	224	159	27	14	8	0	22
	49	432	205	177	26	3	4	0	17
	50	230	122	55	10	14	2	0	27
	51	656	239	320	52	15	2	0	28
	52	688	367	237	23	14	8	0	39
	53	439	224	156	25	13	9	0	12
	54	954	424	407	56	17	12	1	37
	55	538	240	242	16	12	8	0	20
	56	979	409	437	57	16	11	0	49
Perinton		31,121	14,786	11,575	1,821	904	514	8	1,513
Pittsford									
	1	442	250	138	15	11	5	0	23
	2	477	290	117	18	23	4	0	25
	3	699	368	246	26	17	2	0	40
	4	684	358	228	34	18	12	0	34
	5	392	236	98	15	15	6	0	22
	6	347	214	86	5	8	5	0	29
	7	254	136	79	11	9	4	0	15
	8	487	220	199	31	8	7	1	21
	9	521	256	194	19	13	7	0	32
	10	755	387	288	31	16	8	0	25
	11	447	212	153	34	13	2	0	33
	12	544	281	204	16	17	8	0	18
	13	367	174	134	20	16	7	0	16
	14	647	331	246	26	16	6	0	22
	15	457	234	146	19	25	4	0	29
	16	423	238	139	16	10	7	0	13
	17	651	381	182	38	20	3	0	27
	18	459	260	138	24	15	6	0	16
	19	314	132	118	41	9	2	0	12
	20	523	281	166	31	13	7	0	25
	21	568	325	172	30	16	9	0	16

COUNTY CLERK
DETAIL

LEGISLATIVE DISTRICT OR TOWN	ELECTION DISTRICT	TOTAL VOTES	JAMIE L. ROMEO	KARLA F. BOYCE	KARLA F. BOYCE	JAMIE L. ROMEO	JAMIE L. ROMEO	SCATTER	BLANK AND VOID
			DEM	REP	CON	WOR	IND		
Webster									
	1	503	221	203	30	16	12	0	21
	2	953	458	333	44	34	13	1	70
	3	640	302	234	49	17	5	0	33
	4	325	134	129	19	15	7	0	21
	5	556	242	210	36	29	8	0	31
	6	491	227	190	27	11	5	1	30
	7	630	244	262	47	19	11	0	47
	8	504	195	206	40	13	12	0	38
	9	533	197	234	43	17	6	0	36
	10	1,269	487	552	95	32	22	0	81
	11	661	252	296	50	15	4	1	43
	12	707	254	351	48	12	6	0	36
	13	504	191	227	36	18	7	0	25
	14	488	225	188	32	17	9	0	17
	15	404	177	163	24	10	6	0	24
	16	809	363	310	62	20	5	0	49
	17	510	187	239	42	13	6	0	23
	18	398	165	162	25	9	12	0	25
	19	829	313	382	58	12	16	0	48
	20	922	318	451	73	15	8	0	57
	21	690	296	268	44	23	10	0	49
	22	583	217	254	49	15	9	0	39
	23	467	191	183	42	17	7	0	27
	24	1,526	611	646	128	26	29	0	86
	25	306	143	110	22	2	4	0	25
	26	618	245	256	50	13	8	0	46
	27	1,195	514	492	67	19	19	0	84
	28	566	230	245	50	13	7	0	21
	29	395	189	140	26	11	4	0	25
	30	426	216	130	20	18	5	1	36
	31	658	244	283	60	13	5	0	53
	32	736	280	317	57	17	6	0	59
	33	554	218	236	43	20	14	0	23
	34	329	140	131	23	4	3	0	28
	35	393	157	158	44	12	6	0	16
	36	486	219	185	32	12	6	0	32
	37	973	413	398	49	38	20	0	55
	38	634	287	237	34	18	9	0	49
	39	528	260	183	33	11	7	0	34
	40	1,322	592	507	66	38	22	1	96
	41	831	327	368	56	23	14	0	43
	42	634	247	271	50	10	18	0	38
	43	532	218	221	29	20	7	2	35
Webster		28,018	11,606	11,541	1,954	737	419	7	1,754

COUNTY CLERK
DETAIL

LEGISLATIVE DISTRICT OR TOWN	ELECTION DISTRICT	TOTAL VOTES	JAMIE L. ROMEO DEM	KARLA F. BOYCE REP	KARLA F. BOYCE CON	JAMIE L. ROMEO WOR	JAMIE L. ROMEO IND	SCATTER	BLANK AND VOID
Wheatland									
	1	522	195	216	52	27	9	0	23
	2	520	132	277	56	10	8	1	36
	3	645	277	265	38	19	11	0	35
	4	571	251	211	40	19	11	0	39
	5	604	159	320	79	11	9	0	26
Wheatland		<u>2,862</u>	<u>1,014</u>	<u>1,289</u>	<u>265</u>	<u>86</u>	<u>48</u>	<u>1</u>	<u>159</u>
TOWNS		<u>310,690</u>	<u>137,948</u>	<u>118,215</u>	<u>20,198</u>	<u>9,935</u>	<u>4,927</u>	<u>91</u>	<u>19,376</u>
GRAND TOTAL:		<u><u>382,284</u></u>	<u><u>185,600</u></u>	<u><u>128,194</u></u>	<u><u>22,072</u></u>	<u><u>14,336</u></u>	<u><u>5,923</u></u>	<u><u>134</u></u>	<u><u>26,025</u></u>

COUNTY LEGISLATOR
25TH DISTRICT
1 YEAR TERM

LEGISLATIVE DISTRICT OR TOWN	ELECTION DISTRICT	TOTAL VOTES	CALVIN LEE DEM	CHRIS EDES GRE	SCATTER	BLANK AND VOID
Leg. Dist. 25						
	1	502	367	53	1	81
	2	338	267	15	0	56
	3	391	305	12	1	73
	4	139	95	10	1	33
	5	321	245	6	1	69
	6	343	252	49	1	41
	7	406	324	7	0	75
	8	354	299	10	0	45
	9	153	122	6	0	25
	10	387	290	29	0	68
	11	168	151	4	0	13
	12	381	268	64	0	49
	13	302	239	13	0	50
	14	208	155	30	0	23
	15	258	189	4	0	65
	16	316	226	16	1	73
	17	223	187	3	0	33
	18	439	325	24	1	89
	19	286	197	22	0	67
	20	223	142	21	0	60
	21	288	212	21	0	55
	22	291	228	31	2	30
	23	117	83	14	0	20
	24	82	51	4	0	27
	25	717	470	59	2	186
	26	76	55	13	1	7
	27	111	72	13	0	26
	28	27	16	6	0	5
	29	127	92	18	0	17
	30	199	156	14	0	29
GRAND TOTAL:		8,173	6,080	591	12	1,490

CITY COURT JUDGE
SUMMARY

LEGISLATIVE DISTRICT OR TOWN	TOTAL VOTES	TERESA D. JOHNSON		BLANK AND VOID
		DEM	SCATTER	
Leg. Dist. 07	958	590	4	364
Leg. Dist. 16	14	10	0	4
Leg. Dist. 21	9,322	7,337	45	1,940
Leg. Dist. 22	5,980	4,734	13	1,233
Leg. Dist. 23	11,072	8,475	87	2,510
Leg. Dist. 24	6,596	5,298	46	1,252
Leg. Dist. 25	8,173	6,569	38	1,566
Leg. Dist. 26	6,374	4,293	41	2,040
Leg. Dist. 27	9,624	7,904	29	1,691
Leg. Dist. 28	6,030	4,506	26	1,498
Leg. Dist. 29	7,451	5,565	14	1,872
GRAND TOTAL:	<u>71,594</u>	<u>55,281</u>	<u>343</u>	<u>15,970</u>

CITY COURT JUDGE
DETAIL

LEGISLATIVE DISTRICT OR TOWN	ELECTION DISTRICT	TOTAL VOTES	TERESA D. JOHNSON DEM	SCATTER	BLANK AND VOID
Leg. Dist. 07					
	1	586	347	2	237
	2	372	243	2	127
Leg. Dist. 07		958	590	4	364
Leg. Dist. 16					
	1	14	10	0	4
Leg. Dist. 16		14	10	0	4
Leg. Dist. 21					
	1	394	299	1	94
	2	355	267	5	83
	3	254	181	3	70
	4	221	165	0	56
	5	260	216	1	43
	6	407	337	2	68
	7	590	465	0	125
	8	186	155	2	29
	9	519	407	2	110
	10	510	402	0	108
	11	342	273	0	69
	12	802	593	2	207
	13	283	233	0	50
	14	175	140	0	35
	15	503	409	2	92
	16	186	137	1	48
	17	394	309	1	84
	18	300	242	0	58
	19	192	153	1	38
	20	202	156	4	42
	21	332	268	2	62
	22	396	311	3	82
	23	344	284	2	58
	24	517	383	5	129
	25	303	257	3	43
	26	126	101	2	23
	27	229	194	1	34
Leg. Dist. 21		9,322	7,337	45	1,940
Leg. Dist. 22					
	1	452	375	1	76
	2	146	121	0	25
	3	235	160	0	75
	4	168	139	0	29
	5	242	198	0	44

CITY COURT JUDGE
DETAIL

LEGISLATIVE DISTRICT OR TOWN	ELECTION DISTRICT	TOTAL VOTES	TERESA D. JOHNSON DEM	SCATTER	BLANK AND VOID
Leg. Dist. 22					
	6	261	200	0	61
	7	149	106	0	43
	8	276	214	3	59
	9	185	154	0	31
	10	211	174	0	37
	11	313	243	1	69
	12	183	142	0	41
	13	102	81	0	21
	14	241	206	0	35
	15	231	196	1	34
	16	114	86	0	28
	17	129	101	0	28
	18	164	119	0	45
	19	157	128	0	29
	20	263	212	1	50
	21	181	131	0	50
	22	277	218	0	59
	23	171	139	0	32
	24	141	111	0	30
	25	521	403	6	112
	26	171	125	0	46
	27	296	252	0	44
Leg. Dist. 22		5,980	4,734	13	1,233
Leg. Dist. 23					
	1	210	149	2	59
	2	448	352	5	91
	3	350	262	5	83
	4	561	433	3	125
	5	286	231	2	53
	6	245	182	2	61
	7	469	372	9	88
	8	433	353	3	77
	9	283	214	2	67
	10	331	267	2	62
	11	371	287	6	78
	12	456	345	3	108
	13	383	276	2	105
	14	435	348	0	87
	15	307	236	3	68
	16	201	154	0	47
	17	507	388	4	115

CITY COURT JUDGE
DETAIL

LEGISLATIVE DISTRICT OR TOWN	ELECTION DISTRICT	TOTAL VOTES	TERESA D. JOHNSON DEM	SCATTER	BLANK AND VOID
Leg. Dist. 23	18	716	524	8	184
	19	409	300	4	105
	20	436	335	2	99
	21	350	267	1	82
	22	309	229	2	78
	23	262	205	3	54
	24	360	258	2	100
	25	491	378	1	112
	26	626	470	4	152
	27	299	232	2	65
	28	471	375	3	93
	29	67	53	2	12
Leg. Dist. 23		11,072	8,475	87	2,510
Leg. Dist. 24	1	461	385	3	73
	2	212	176	1	35
	3	231	186	4	41
	4	395	323	4	68
	5	356	274	2	80
	6	294	237	1	56
	7	210	162	0	48
	8	303	241	1	61
	9	238	178	7	53
	10	671	536	6	129
	11	240	179	0	61
	12	92	76	0	16
	13	442	374	3	65
	14	474	395	2	77
	15	448	352	1	95
	16	417	321	4	92
	17	62	41	0	21
	18	452	357	2	93
	19	115	98	1	16
	20	89	72	2	15
	21	98	86	0	12
	22	139	119	0	20
	23	112	96	1	15
	24	45	34	1	10
Leg. Dist. 24		6,596	5,298	46	1,252
Leg. Dist. 25	1	502	410	3	89

CITY COURT JUDGE
DETAIL

LEGISLATIVE DISTRICT OR TOWN	ELECTION DISTRICT	TOTAL VOTES	TERESA D. JOHNSON DEM	SCATTER	BLANK AND VOID
Leg. Dist. 25					
	2	338	275	0	63
	3	391	317	0	74
	4	139	109	1	29
	5	321	250	0	71
	6	343	289	3	51
	7	406	326	1	79
	8	354	314	1	39
	9	153	127	0	26
	10	387	311	2	74
	11	168	151	1	16
	12	381	318	4	59
	13	302	250	0	52
	14	208	175	1	32
	15	258	205	0	53
	16	316	232	1	83
	17	223	190	0	33
	18	439	347	1	91
	19	286	213	3	70
	20	223	157	3	63
	21	288	235	1	52
	22	291	251	2	38
	23	117	98	0	19
	24	82	53	0	29
	25	717	523	4	190
	26	76	66	0	10
	27	111	85	1	25
	28	27	23	0	4
	29	127	106	3	18
	30	199	163	2	34
Leg. Dist. 25		8,173	6,569	38	1,566
Leg. Dist. 26					
	1	614	381	2	231
	2	306	196	6	104
	3	257	186	0	71
	4	331	205	3	123
	5	329	224	1	104
	6	308	224	1	83
	7	351	241	2	108
	8	437	330	0	107
	9	412	302	3	107
	10	386	285	3	98

CITY COURT JUDGE
DETAIL

LEGISLATIVE DISTRICT OR TOWN	ELECTION DISTRICT	TOTAL VOTES	TERESA D. JOHNSON DEM	SCATTER	BLANK AND VOID
Leg. Dist. 26	11	369	231	2	136
	12	391	239	2	150
	13	370	227	3	140
	14	447	305	3	139
	15	347	265	3	79
	16	389	249	4	136
	17	330	203	3	124
Leg. Dist. 26		6,374	4,293	41	2,040
Leg. Dist. 27	1	486	382	2	102
	2	452	377	4	71
	3	380	306	1	73
	4	477	393	3	81
	5	442	377	1	64
	6	406	340	1	65
	7	402	336	0	66
	8	649	543	2	104
	9	424	359	0	65
	10	399	336	2	61
	11	473	392	2	79
	12	328	270	4	54
	13	452	395	0	57
	14	293	245	1	47
	15	369	313	1	55
	16	394	341	0	53
	17	440	357	0	83
	18	432	308	1	123
	19	425	369	1	55
	20	279	235	1	43
	21	212	180	0	32
	22	345	240	1	104
	23	262	223	1	38
	25	187	136	0	51
	26	216	151	0	65
Leg. Dist. 27		9,624	7,904	29	1,691
Leg. Dist. 28	1	353	273	1	79
	2	212	163	1	48
	3	233	168	0	65
	4	227	145	1	81
	5	177	125	1	51

CITY COURT JUDGE
DETAIL

LEGISLATIVE DISTRICT OR TOWN	ELECTION DISTRICT	TOTAL VOTES	TERESA D. JOHNSON DEM	SCATTER	BLANK AND VOID
Leg. Dist. 28	6	442	327	7	108
	7	589	415	2	172
	8	270	205	0	65
	9	378	295	2	81
	10	136	104	0	32
	11	259	182	0	77
	12	217	157	2	58
	13	348	260	1	87
	14	343	264	1	78
	15	131	107	0	24
	16	283	200	0	83
	17	57	34	0	23
	18	339	279	1	59
	19	5	3	0	2
	20	478	361	5	112
	21	392	302	1	89
	22	161	137	0	24
Leg. Dist. 28		6,030	4,506	26	1,498
Leg. Dist. 29	1	44	30	0	14
	2	107	80	0	27
	3	14	13	0	1
	4	407	298	1	108
	5	421	313	1	107
	6	254	183	0	71
	7	255	182	2	71
	8	109	80	1	28
	9	617	421	1	195
	10	451	352	0	99
	11	328	233	0	95
	12	434	344	0	90
	13	221	159	0	62
	14	145	114	0	31
	15	343	258	2	83
	16	133	110	0	23
	17	224	162	0	62
	18	323	227	3	93
	19	231	184	0	47
	20	445	358	0	87
	21	433	320	0	113
	22	159	127	1	31

CITY COURT JUDGE
DETAIL

LEGISLATIVE DISTRICT OR TOWN	ELECTION DISTRICT	TOTAL VOTES	TERESA D. JOHNSON DEM	SCATTER	BLANK AND VOID
Leg. Dist. 29					
	23	298	214	0	84
	24	484	383	0	101
	25	388	276	2	110
	26	178	141	0	37
	28	5	3	0	2
Leg. Dist. 29		<u>7,451</u>	<u>5,565</u>	<u>14</u>	<u>1,872</u>
GRAND TOTAL:		<u><u>71,594</u></u>	<u><u>55,281</u></u>	<u><u>343</u></u>	<u><u>15,970</u></u>

TOWN OF BRIGHTON
TOWN JUSTICE

<u>LEGISLATIVE DISTRICT OR TOWN</u>	<u>ELECTION DISTRICT</u>	<u>TOTAL VOTES</u>	JOHN A. FALK <u>DEM</u>	<u>SCATTER</u>	<u>BLANK AND VOID</u>
Brighton					
	1	582	475	1	106
	2	339	247	1	91
	3	425	293	2	130
	4	496	400	4	92
	5	467	366	5	96
	6	648	501	3	144
	7	415	290	0	125
	8	504	356	3	145
	9	422	330	2	90
	10	525	434	3	88
	11	560	438	6	116
	12	592	480	0	112
	13	342	270	1	71
	14	394	340	3	51
	15	404	305	1	98
	16	321	204	0	117
	17	261	196	2	63
	18	448	371	2	75
	19	284	237	1	46
	20	386	287	1	98
	21	410	326	1	83
	22	483	388	1	94
	23	387	321	2	64
	24	507	362	3	142
	25	350	280	1	69
	26	329	250	2	77
	27	364	283	4	77
	28	626	505	5	116
	29	325	228	1	96
	30	779	599	0	180
	31	386	319	3	64
	32	506	393	2	111
	33	546	458	4	84
	34	454	341	0	113
	35	401	320	1	80
	36	473	372	3	98
	37	378	313	3	62
	38	538	416	3	119
	39	387	302	0	85
	40	766	607	0	159
	41	707	532	2	173
	42	149	122	0	27
	43	489	374	0	115
	44	260	183	0	77
	45	357	264	1	92
	46	253	201	0	52
GRAND TOTAL:		<u>20,425</u>	<u>15,879</u>	<u>83</u>	<u>4,463</u>

TOWN OF MENDON
SUPERINTENDENT OF HIGHWAYS
1 YEAR TERM

LEGISLATIVE DISTRICT OR TOWN	ELECTION DISTRICT	TOTAL VOTES	ANDREW G. CASCHETTA REP	ANDREW G. CASCHETTA CON	ANDREW G. CASCHETTA IND	SCATTER	BLANK AND VOID
Mendon	1	811	423	69	99	4	216
	2	733	353	58	92	3	227
	3	762	407	73	79	2	201
	4	568	273	38	65	0	192
	5	702	368	77	66	5	186
	6	737	390	74	76	0	197
	7	816	435	69	84	4	224
	8	345	156	32	44	1	112
	9	601	327	52	64	3	155
GRAND TOTAL:		<u>6,075</u>	<u>3,132</u>	<u>542</u>	<u>669</u>	<u>22</u>	<u>1,710</u>

TOWN OF OGDEN
MEMBER OF TOWN COUNCIL
3 YEAR TERM

LEGISLATIVE DISTRICT OR TOWN	ELECTION DISTRICT	TOTAL VOTES	AARON BAKER REP	AARON BAKER CON	AARON BAKER IND	SCATTER	BLANK AND VOID
Ogden							
	1	509	267	51	38	0	153
	2	515	285	67	32	3	128
	3	829	479	80	52	2	216
	4	490	283	50	25	1	131
	5	512	287	56	42	2	125
	6	737	396	58	58	1	224
	7	342	201	46	18	0	77
	8	655	378	44	45	7	181
	9	511	279	57	32	2	141
	10	533	292	58	39	3	141
	11	597	331	81	42	1	142
	12	789	479	67	46	3	194
	13	618	337	62	53	4	162
	14	507	279	54	34	1	139
	15	767	454	97	37	2	177
	16	356	212	46	17	0	81
	17	506	291	55	28	1	131
	18	840	422	93	73	5	247
	19	627	338	68	47	3	171
	20	625	357	78	51	3	136
GRAND TOTAL:		<u>11,865</u>	<u>6,647</u>	<u>1,268</u>	<u>809</u>	<u>44</u>	<u>3,097</u>

TOWN OF OGDEN
SUPERINTENDENT OF HIGHWAYS
1 YEAR TERM

LEGISLATIVE DISTRICT OR TOWN	ELECTION DISTRICT	TOTAL VOTES	DAN WOLF REP	DAN WOLF CON	DAN WOLF IND	SCATTER	BLANK AND VOID
Ogden							
	1	509	276	50	37	2	144
	2	515	286	65	33	6	125
	3	829	489	83	52	1	204
	4	490	288	47	25	3	127
	5	512	280	51	37	10	134
	6	737	398	61	57	2	219
	7	342	200	47	18	1	76
	8	655	387	45	44	6	173
	9	511	269	56	33	4	149
	10	533	294	59	39	3	138
	11	597	336	75	43	4	139
	12	789	478	65	45	9	192
	13	618	337	64	56	5	156
	14	507	281	54	36	4	132
	15	767	463	95	40	4	165
	16	356	215	42	18	3	78
	17	506	297	56	35	5	113
	18	840	432	92	77	5	234
	19	627	337	72	46	2	170
	20	625	350	73	53	3	146
GRAND TOTAL:		<u>11,865</u>	<u>6,693</u>	<u>1,252</u>	<u>824</u>	<u>82</u>	<u>3,014</u>

TOWN OF PENFIELD
MEMBER OF TOWN COUNCIL
1 YEAR TERM

LEGISLATIVE DISTRICT OR TOWN	ELECTION DISTRICT	TOTAL VOTES	MINDY MACLAREN	ROBERT F. OCKENDEN	ROBERT F. OCKENDEN	MINDY MACLAREN	ROBERT F. OCKENDEN	SCATTER	BLANK AND VOID
			DEM	REP	CON	WOR	IND		
Penfield									
	1	310	142	93	20	11	10	0	34
	2	557	271	188	26	25	13	0	34
	3	470	158	230	33	13	6	0	30
	4	820	273	364	83	29	11	0	60
	5	571	263	199	42	21	13	0	33
	6	454	164	214	30	9	7	0	30
	7	487	220	174	41	21	17	0	14
	8	384	163	153	24	20	3	0	21
	9	573	321	159	26	30	9	0	28
	10	395	172	161	26	11	2	0	23
	11	336	144	145	12	12	7	0	16
	12	525	286	153	30	28	4	0	24
	13	836	394	292	45	18	12	0	75
	14	707	222	350	62	27	9	0	37
	15	813	391	307	36	21	15	0	43
	16	228	99	82	15	10	4	0	18
	17	538	230	226	27	17	15	0	23
	18	404	170	170	23	17	11	0	13
	19	742	330	289	42	31	15	0	35
	20	623	282	221	45	23	8	0	44
	21	592	307	180	30	24	17	1	33
	22	586	325	166	24	31	12	0	28
	23	753	333	288	46	27	13	0	46
	24	725	318	283	55	27	10	0	32
	25	463	167	211	40	7	9	0	29
	26	338	137	122	23	17	9	0	30
	27	551	261	213	32	14	6	0	25
	28	501	206	176	41	20	11	0	47
	29	806	389	283	37	33	12	1	51
	30	1,116	446	485	70	43	13	0	59
	31	349	156	123	15	13	3	0	39
	32	365	193	126	13	8	7	0	18
	33	470	204	179	45	16	7	0	19
	34	542	218	228	31	11	13	0	41
	35	816	402	292	47	23	16	0	36
	36	565	279	220	20	19	9	0	18
	37	1,078	408	502	64	23	14	0	67
	38	367	138	168	19	11	6	0	25
	39	428	187	178	26	14	4	0	19
	40	739	312	301	31	20	14	0	61
	41	723	271	338	37	15	14	0	48
	42	606	218	279	35	13	13	0	48
GRAND TOTAL:		<u>24,252</u>	<u>10,570</u>	<u>9,511</u>	<u>1,469</u>	<u>823</u>	<u>423</u>	<u>2</u>	<u>1,454</u>

TOWN OF PITTSFORD
TOWN JUSTICE

LEGISLATIVE DISTRICT OR TOWN	ELECTION DISTRICT	TOTAL VOTES	MICHAEL T. ANSALDI DEM	ROBERT M. SHADDOCK REP	ROBERT M. SHADDOCK CON	MICHAEL T. ANSALDI WOR	MICHAEL T. ANSALDI GRE	MICHAEL T. ANSALDI LBT	ROBERT M. SHADDOCK IND	MICHAEL T. ANSALDI SAM	SCATTER	BLANK AND VOID
Pittsford												
	1	442	231	142	17	7	6	9	8	0	2	20
	2	477	288	121	19	19	3	1	7	1	1	17
	3	699	360	244	24	14	2	3	8	0	0	44
	4	684	365	220	30	21	4	6	9	1	0	28
	5	392	230	102	11	12	3	8	5	0	0	21
	6	347	223	75	4	4	1	3	6	2	0	29
	7	254	146	67	13	7	2	6	1	0	0	12
	8	487	221	197	27	8	0	4	7	1	1	21
	9	521	247	197	19	10	7	3	8	2	0	28
	10	755	399	274	28	15	5	7	4	1	0	22
	11	447	213	151	28	13	3	8	6	1	0	24
	12	544	283	195	16	16	1	7	5	0	0	21
	13	367	178	124	15	14	4	2	9	0	1	20
	14	647	331	240	21	14	3	3	14	0	0	21
	15	457	238	142	18	24	1	2	3	0	0	29
	16	423	242	135	14	7	1	3	6	2	0	13
	17	651	387	167	34	21	0	3	12	1	0	26
	18	459	270	131	22	9	1	4	6	0	0	16
	19	314	126	124	37	4	1	6	2	1	0	13
	20	523	287	157	22	19	5	1	10	1	0	21
	21	568	346	148	23	17	6	3	8	0	0	17
	22	618	331	202	32	15	2	6	6	2	0	22
	23	452	217	159	34	10	0	7	7	0	0	18
	24	588	301	221	31	8	1	0	5	1	0	20
	25	605	333	185	30	9	1	6	9	0	0	32

TOWN OF PITTSFORD
TOWN JUSTICE

LEGISLATIVE DISTRICT OR TOWN	ELECTION DISTRICT	TOTAL VOTES	MICHAEL T. ANSALDI DEM	ROBERT M. SHADDOCK REP	ROBERT M. SHADDOCK CON	MICHAEL T. ANSALDI WOR	MICHAEL T. ANSALDI GRE	MICHAEL T. ANSALDI LBT	ROBERT M. SHADDOCK IND	MICHAEL T. ANSALDI SAM	SCATTER	BLANK AND VOID
Pittsford	26	517	259	180	30	20	1	2	7	1	0	17
	27	484	284	141	22	8	3	5	3	1	0	17
	28	514	298	163	8	16	4	1	2	3	0	19
	29	498	221	198	26	9	1	4	11	1	0	27
	30	484	276	158	9	17	3	4	2	2	0	13
	31	635	335	220	28	13	4	2	7	2	0	24
	32	585	310	206	26	15	1	4	3	0	0	20
	33	914	472	297	46	24	5	10	12	0	0	48
	34	956	519	307	34	22	3	12	16	3	0	40
GRAND TOTAL:		<u>18,308</u>	<u>9,767</u>	<u>5,990</u>	<u>798</u>	<u>461</u>	<u>88</u>	<u>155</u>	<u>234</u>	<u>30</u>	<u>5</u>	<u>780</u>

TOWN OF RUSH
TOWN JUSTICE

<u>LEGISLATIVE DISTRICT OR TOWN</u>	<u>ELECTION DISTRICT</u>	<u>TOTAL VOTES</u>	<u>DONALD F. KNAB, JR. REP</u>	<u>DONALD F. KNAB, JR. CON</u>	<u>DONALD F. KNAB, JR. IND</u>	<u>SCATTER</u>	<u>BLANK AND VOID</u>
Rush	1	701	350	84	50	4	213
	2	440	256	53	17	3	111
	3	601	292	68	44	2	195
	4	656	358	62	35	2	199
GRAND TOTAL:		<u>2,398</u>	<u>1,256</u>	<u>267</u>	<u>146</u>	<u>11</u>	<u>718</u>

TOWN OF RUSH
MEMBER OF TOWN COUNCIL
1 YEAR TERM
(VOTE FOR 2)

LEGISLATIVE DISTRICT OR TOWN	ELECTION DISTRICT	TOTAL VOTES	CARL W. AST	CHAZ RORICK	PHYLLIS P. WICKERHAM	RYAN M. LANG	PHYLLIS P. WICKERHAM	RYAN M. LANG	PHYLLIS P. WICKERHAM	SCATTER	BLANK AND VOID
			DEM	DEM	REP	REP	CON	CON	IND		
Rush											
	1	1,402	346	317	253	239	50	55	10	3	129
	2	880	165	130	200	205	35	35	8	0	102
	3	1,202	283	268	234	222	38	49	13	0	95
	4	1,312	247	242	280	280	48	55	14	1	145
GRAND TOTAL:		<u>4,796</u>	<u>1,041</u>	<u>957</u>	<u>967</u>	<u>946</u>	<u>171</u>	<u>194</u>	<u>45</u>	<u>4</u>	<u>471</u>

VOTER TURNOUT
2020 GENERAL ELECTION
SUMMARY

LEGISLATIVE DISTRICT OR TOWN	VOTERS ELIGIBLE	VOTED	PERCENT TURNOUT
Leg. Dist. 07	1,264	953	75.4
Leg. Dist. 16	13	12	92.3
Leg. Dist. 21	13,425	9,335	69.5
Leg. Dist. 22	11,485	5,977	52.0
Leg. Dist. 23	13,750	11,180	81.3
Leg. Dist. 24	8,543	6,665	78.0
Leg. Dist. 25	12,995	8,179	62.9
Leg. Dist. 26	9,044	6,386	70.6
Leg. Dist. 27	14,996	9,653	64.4
Leg. Dist. 28	11,175	6,045	54.1
Leg. Dist. 29	12,772	7,487	58.6
CITY	109,462	71,872	65.7
Brighton	24,414	20,632	84.5
Chili	20,429	16,699	81.7
Clarkson	4,678	3,813	81.5
East Rochester	3,951	3,083	78.0
Gates	20,066	15,491	77.2
Greece	66,587	52,508	78.9
Hamlin	5,778	4,665	80.7
Henrietta	26,337	20,990	79.7
Irondequoit	36,625	29,636	80.9
Mendon	7,192	6,088	84.6
Ogden	14,304	11,877	83.0
Parma	11,320	9,284	82.0
Penfield	28,821	24,311	84.4
Perinton	36,528	31,243	85.5
Pittsford	21,683	18,456	85.1
Riga	4,253	3,591	84.4
Rush	2,818	2,404	85.3
Sweden	7,368	5,851	79.4
Webster	33,273	28,110	84.5
Wheatland	3,465	2,873	82.9
TOWNS	379,890	311,605	82.0
GRAND TOTAL:	489,352	383,477	78.4

VOTER TURNOUT
2020 GENERAL ELECTION
DETAIL

<u>LEGISLATIVE DISTRICT OR TOWN</u>	<u>ELECTION DISTRICT</u>	<u>VOTERS ELIGIBLE</u>	<u>VOTED</u>	<u>PERCENT TURNOUT</u>
Leg. Dist. 07				
	1	744	582	78.2
	2	<u>520</u>	<u>371</u>	<u>71.3</u>
Leg. Dist. 07		1,264	953	75.4
Leg. Dist. 16				
	1	<u>13</u>	<u>12</u>	<u>92.3</u>
Leg. Dist. 16		13	12	92.3
Leg. Dist. 21				
	1	449	385	85.7
	2	437	352	80.5
	3	363	251	69.1
	4	338	220	65.1
	5	305	251	82.3
	6	538	409	76.0
	7	767	597	77.8
	8	237	185	78.1
	9	629	524	83.3
	10	610	517	84.8
	11	613	345	56.3
	12	1,035	804	77.7
	13	335	277	82.7
	14	243	177	72.8
	15	756	512	67.7
	16	274	186	67.9
	17	617	398	64.5
	18	605	305	50.4
	19	366	192	52.5
	20	269	200	74.3
	21	501	331	66.1
	22	738	393	53.3
	23	607	347	57.2
	24	634	515	81.2
	25	584	307	52.6
	26	171	127	74.3
	27	<u>404</u>	<u>228</u>	<u>56.4</u>
Leg. Dist. 21		13,425	9,335	69.5
Leg. Dist. 22				
	1	774	450	58.1
	2	303	142	46.9
	3	504	232	46.0
	4	353	169	47.9
	5	506	237	46.8
	6	413	264	63.9
	7	339	147	43.4
	8	490	275	56.1
	9	370	176	47.6
	10	421	218	51.8
	11	532	311	58.5
	12	355	195	54.9
	13	219	102	46.6
	14	478	245	51.3

VOTER TURNOUT
2020 GENERAL ELECTION
DETAIL

<u>LEGISLATIVE DISTRICT OR TOWN</u>	<u>ELECTION DISTRICT</u>	<u>VOTERS ELIGIBLE</u>	<u>VOTED</u>	<u>PERCENT TURNOUT</u>
Leg. Dist. 22	15	546	230	42.1
	16	249	112	45.0
	17	278	129	46.4
	18	373	163	43.7
	19	407	160	39.3
	20	538	280	52.0
	21	330	180	54.5
	22	606	279	46.0
	23	333	165	49.5
	24	235	124	52.8
	25	769	526	68.4
	26	252	173	68.7
	27	512	293	57.2
Leg. Dist. 22		11,485	5,977	52.0
Leg. Dist. 23	1	261	211	80.8
	2	595	438	73.6
	3	456	341	74.8
	4	665	570	85.7
	5	377	288	76.4
	6	325	249	76.6
	7	590	480	81.4
	8	537	444	82.7
	9	335	289	86.3
	10	422	340	80.6
	11	455	376	82.6
	12	521	456	87.5
	13	492	393	79.9
	14	556	444	79.9
	15	398	317	79.6
	16	246	199	80.9
	17	663	512	77.2
	18	871	720	82.7
	19	505	409	81.0
	20	495	444	89.7
	21	402	353	87.8
	22	349	313	89.7
	23	340	266	78.2
	24	467	358	76.7
	25	602	534	88.7
	26	702	587	83.6
	27	352	304	86.4
	28	653	477	73.0
	29	118	68	57.6
Leg. Dist. 23		13,750	11,180	81.3
Leg. Dist. 24	1	536	467	87.1
	2	245	212	86.5
	3	259	228	88.0
	4	685	536	78.2

VOTER TURNOUT
2020 GENERAL ELECTION
DETAIL

<u>LEGISLATIVE DISTRICT OR TOWN</u>	<u>ELECTION DISTRICT</u>	<u>VOTERS ELIGIBLE</u>	<u>VOTED</u>	<u>PERCENT TURNOUT</u>
Leg. Dist. 24	5	484	360	74.4
	6	373	299	80.2
	7	284	215	75.7
	8	419	313	74.7
	9	305	240	78.7
	10	665	537	80.8
	11	355	243	68.5
	12	158	94	59.5
	13	548	443	80.8
	14	584	478	81.8
	15	664	453	68.2
	16	538	424	78.8
	17	124	63	50.8
	18	585	452	77.3
	19	163	124	76.1
	20	117	88	75.2
	21	114	98	86.0
	22	161	139	86.3
	23	122	114	93.4
	24	<u>55</u>	<u>45</u>	<u>81.8</u>
Leg. Dist. 24		8,543	6,665	78.0
Leg. Dist. 25	1	614	498	81.1
	2	567	335	59.1
	3	652	389	59.7
	4	218	138	63.3
	5	514	322	62.6
	6	515	348	67.6
	7	738	408	55.3
	8	646	357	55.3
	9	289	150	51.9
	10	561	388	69.2
	11	349	169	48.4
	12	477	384	80.5
	13	541	300	55.5
	14	247	209	84.6
	15	431	241	55.9
	16	623	308	49.4
	17	455	222	48.8
	18	756	448	59.3
	19	358	291	81.3
	20	312	220	70.5
	21	509	290	57.0
	22	366	294	80.3
	23	384	120	31.3
	24	101	81	80.2
	25	1,038	728	70.1
	26	88	78	88.6
	27	167	111	66.5
	28	42	25	59.5

VOTER TURNOUT
2020 GENERAL ELECTION
DETAIL

<u>LEGISLATIVE DISTRICT OR TOWN</u>	<u>ELECTION DISTRICT</u>	<u>VOTERS ELIGIBLE</u>	<u>VOTED</u>	<u>PERCENT TURNOUT</u>
Leg. Dist. 25	29	156	127	81.4
	30	<u>281</u>	<u>200</u>	<u>71.2</u>
Leg. Dist. 25		12,995	8,179	62.9
Leg. Dist. 26	1	797	615	77.2
	2	449	304	67.7
	3	384	259	67.4
	4	431	331	76.8
	5	494	327	66.2
	6	455	305	67.0
	7	548	350	63.9
	8	597	436	73.0
	9	605	407	67.3
	10	615	386	62.8
	11	516	372	72.1
	12	533	393	73.7
	13	496	374	75.4
	14	574	448	78.0
	15	558	353	63.3
	16	557	393	70.6
	17	<u>435</u>	<u>333</u>	<u>76.6</u>
Leg. Dist. 26		9,044	6,386	70.6
Leg. Dist. 27	1	642	470	73.2
	2	643	456	70.9
	3	513	382	74.5
	4	654	484	74.0
	5	649	442	68.1
	6	659	396	60.1
	7	573	405	70.7
	8	1,109	655	59.1
	9	619	424	68.5
	10	563	402	71.4
	11	731	475	65.0
	12	539	333	61.8
	13	659	453	68.7
	14	455	295	64.8
	15	594	372	62.6
	16	612	403	65.8
	17	757	443	58.5
	18	849	430	50.6
	19	630	433	68.7
	20	497	279	56.1
	21	328	213	64.9
	22	579	343	59.2
	23	413	259	62.7
	25	331	188	56.8
	26	<u>398</u>	<u>218</u>	<u>54.8</u>
Leg. Dist. 27		14,996	9,653	64.4

VOTER TURNOUT
2020 GENERAL ELECTION
DETAIL

<u>LEGISLATIVE DISTRICT OR TOWN</u>	<u>ELECTION DISTRICT</u>	<u>VOTERS ELIGIBLE</u>	<u>VOTED</u>	<u>PERCENT TURNOUT</u>
Leg. Dist. 28	1	628	341	54.3
	2	423	217	51.3
	3	465	233	50.1
	4	376	227	60.4
	5	322	178	55.3
	6	640	446	69.7
	7	934	589	63.1
	8	546	273	50.0
	9	624	381	61.1
	10	271	136	50.2
	11	530	252	47.5
	12	474	215	45.4
	13	713	347	48.7
	14	729	351	48.1
	15	355	132	37.2
	16	520	276	53.1
	17	125	58	46.4
	18	610	339	55.6
	19	2	2	100.0
	20	787	485	61.6
	21	721	398	55.2
	22	<u>380</u>	<u>169</u>	<u>44.5</u>
Leg. Dist. 28		11,175	6,045	54.1
Leg. Dist. 29	1	93	45	48.4
	2	277	108	39.0
	3	22	14	63.6
	4	624	409	65.5
	5	685	419	61.2
	6	404	258	63.9
	7	326	258	79.1
	8	159	88	55.3
	9	1,013	638	63.0
	10	888	457	51.5
	11	525	328	62.5
	12	820	441	53.8
	13	534	228	42.7
	14	248	144	58.1
	15	670	339	50.6
	16	269	130	48.3
	17	334	226	67.7
	18	409	322	78.7
	19	436	236	54.1
	20	828	448	54.1
	21	650	438	67.4
	22	213	161	75.6
	23	407	299	73.5
	24	859	482	56.1
	25	664	386	58.1
	26	401	180	44.9

VOTER TURNOUT
2020 GENERAL ELECTION
DETAIL

LEGISLATIVE DISTRICT OR TOWN	ELECTION DISTRICT	VOTERS ELIGIBLE	VOTED	PERCENT TURNOUT
Leg. Dist. 29	28	<u>14</u>	<u>5</u>	<u>35.7</u>
Leg. Dist. 29		<u>12,772</u>	<u>7,487</u>	<u>58.6</u>
CITY		109,462	71,872	65.7
Brighton				
	1	634	554	87.4
	2	431	340	78.9
	3	517	429	83.0
	4	558	499	89.4
	5	566	477	84.3
	6	744	660	88.7
	7	499	413	82.8
	8	581	508	87.4
	9	489	427	87.3
	10	608	534	87.8
	11	625	562	89.9
	12	670	594	88.7
	13	389	340	87.4
	14	488	398	81.6
	15	458	395	86.2
	16	376	328	87.2
	17	353	265	75.1
	18	495	452	91.3
	19	340	291	85.6
	20	479	392	81.8
	21	475	414	87.2
	22	579	487	84.1
	23	441	386	87.5
	24	583	507	87.0
	25	418	361	86.4
	26	424	336	79.2
	27	425	375	88.2
	28	750	633	84.4
	29	391	328	83.9
	30	989	789	79.8
	31	458	392	85.6
	32	592	524	88.5
	33	637	555	87.1
	34	525	458	87.2
	35	512	411	80.3
	36	622	474	76.2
	37	454	381	83.9
	38	644	543	84.3
	39	450	395	87.8
	40	938	775	82.6
	41	919	706	76.8
	42	171	149	87.1
	43	615	502	81.6
	44	346	266	76.9
	45	458	370	80.8

VOTER TURNOUT
2020 GENERAL ELECTION
DETAIL

LEGISLATIVE DISTRICT OR TOWN	ELECTION DISTRICT	VOTERS ELIGIBLE	VOTED	PERCENT TURNOUT
Brighton	46	<u>298</u>	<u>257</u>	<u>86.2</u>
Brighton		24,414	20,632	84.5
Chili	1	446	369	82.7
	2	693	585	84.4
	3	667	536	80.4
	4	454	376	82.8
	5	542	441	81.4
	6	567	474	83.6
	7	389	311	79.9
	8	596	488	81.9
	9	556	445	80.0
	10	385	312	81.0
	11	649	515	79.4
	12	590	491	83.2
	13	806	703	87.2
	14	582	476	81.8
	15	472	403	85.4
	16	1,097	883	80.5
	17	1,302	1,132	86.9
	18	672	541	80.5
	19	512	432	84.4
	20	804	653	81.2
	21	400	334	83.5
	22	873	642	73.5
	23	500	419	83.8
	24	1,370	1,133	82.7
	25	513	380	74.1
	26	746	618	82.8
	27	532	437	82.1
	28	504	401	79.6
	29	369	300	81.3
	30	462	344	74.5
	31	545	467	85.7
	32	<u>834</u>	<u>658</u>	<u>78.9</u>
Chili		20,429	16,699	81.7
Clarkson	1	872	754	86.5
	2	125	94	75.2
	3	668	563	84.3
	4	941	801	85.1
	5	1,490	1,118	75.0
	6	<u>582</u>	<u>483</u>	<u>83.0</u>
Clarkson		4,678	3,813	81.5
East Rochester	1	738	545	73.8
	2	545	421	77.2
	3	501	405	80.8
	4	554	438	79.1
	5	494	390	78.9

VOTER TURNOUT
2020 GENERAL ELECTION
DETAIL

<u>LEGISLATIVE DISTRICT OR TOWN</u>	<u>ELECTION DISTRICT</u>	<u>VOTERS ELIGIBLE</u>	<u>VOTED</u>	<u>PERCENT TURNOUT</u>
East Rochester	6	579	461	79.6
	7	<u>540</u>	<u>423</u>	<u>78.3</u>
East Rochester		3,951	3,083	78.0
Gates	1	444	340	76.6
	2	538	419	77.9
	3	615	467	75.9
	4	546	421	77.1
	5	534	453	84.8
	6	622	477	76.7
	7	1,236	1,024	82.8
	8	404	317	78.5
	9	679	503	74.1
	10	318	230	72.3
	11	409	328	80.2
	12	396	294	74.2
	13	747	512	68.5
	14	459	345	75.2
	15	944	737	78.1
	16	504	372	73.8
	17	617	476	77.1
	18	661	506	76.6
	19	494	380	76.9
	20	533	414	77.7
	21	499	374	74.9
	22	403	331	82.1
	23	541	434	80.2
	24	1,309	1,024	78.2
	25	486	379	78.0
	26	642	528	82.2
	27	785	594	75.7
	28	442	330	74.7
	29	562	435	77.4
	30	344	265	77.0
	31	449	353	78.6
	32	553	445	80.5
	33	365	244	66.8
	34	584	425	72.8
	35	<u>402</u>	<u>315</u>	<u>78.4</u>
Gates		20,066	15,491	77.2
Greece	1	479	394	82.3
	2	614	529	86.2
	3	473	385	81.4
	4	468	363	77.6
	5	451	339	75.2
	6	467	327	70.0
	7	694	490	70.6
	8	586	415	70.8
	9	576	432	75.0

VOTER TURNOUT
2020 GENERAL ELECTION
DETAIL

<u>LEGISLATIVE DISTRICT OR TOWN</u>	<u>ELECTION DISTRICT</u>	<u>VOTERS ELIGIBLE</u>	<u>VOTED</u>	<u>PERCENT TURNOUT</u>
Greece				
	10	554	390	70.4
	11	354	241	68.1
	12	420	298	71.0
	13	473	374	79.1
	14	427	301	70.5
	15	462	375	81.2
	16	373	307	82.3
	17	687	563	82.0
	18	600	485	80.8
	19	495	363	73.3
	20	606	442	72.9
	21	493	391	79.3
	22	428	321	75.0
	23	770	559	72.6
	24	660	564	85.5
	25	603	461	76.5
	26	477	351	73.6
	27	1,109	845	76.2
	28	663	546	82.4
	29	528	434	82.2
	30	392	309	78.8
	31	450	362	80.4
	32	658	441	67.0
	33	651	529	81.3
	34	565	479	84.8
	35	561	405	72.2
	36	797	607	76.2
	37	377	301	79.8
	38	832	666	80.0
	39	384	311	81.0
	40	512	363	70.9
	41	649	494	76.1
	42	585	421	72.0
	43	635	523	82.4
	44	742	634	85.4
	45	893	761	85.2
	46	468	330	70.5
	47	514	400	77.8
	48	412	323	78.4
	49	374	320	85.6
	50	502	408	81.3
	51	360	283	78.6
	52	712	593	83.3
	53	675	432	64.0
	54	622	517	83.1
	55	441	337	76.4
	56	663	520	78.4
	57	556	443	79.7
	58	680	563	82.8
	59	712	429	60.3
	60	515	379	73.6

VOTER TURNOUT
2020 GENERAL ELECTION
DETAIL

<u>LEGISLATIVE DISTRICT OR TOWN</u>	<u>ELECTION DISTRICT</u>	<u>VOTERS ELIGIBLE</u>	<u>VOTED</u>	<u>PERCENT TURNOUT</u>
Greece				
	61	645	460	71.3
	62	824	636	77.2
	63	644	483	75.0
	64	495	382	77.2
	65	509	419	82.3
	66	372	286	76.9
	67	483	403	83.4
	68	643	539	83.8
	69	346	287	82.9
	70	1,592	1,357	85.2
	71	616	530	86.0
	72	810	667	82.3
	73	432	307	71.1
	74	620	439	70.8
	75	467	362	77.5
	76	428	360	84.1
	77	627	508	81.0
	78	417	326	78.2
	79	1,171	987	84.3
	80	683	560	82.0
	81	372	300	80.6
	82	716	574	80.2
	83	462	316	68.4
	84	688	561	81.5
	85	756	592	78.3
	86	667	551	82.6
	87	503	381	75.7
	88	653	536	82.1
	89	467	387	82.9
	90	722	580	80.3
	91	1,007	841	83.5
	92	1,061	813	76.6
	93	846	649	76.7
	94	676	547	80.9
	95	496	357	72.0
	96	734	601	81.9
	97	1,010	851	84.3
	98	1,078	822	76.3
	99	604	500	82.8
	100	818	701	85.7
	101	376	315	83.8
	102	959	770	80.3
	103	628	527	83.9
	104	455	374	82.2
	105	705	594	84.3
	106	552	452	81.9
	107	498	417	83.7
	108	505	422	83.6
	109	870	711	81.7
Greece		66,587	52,508	78.9

VOTER TURNOUT
2020 GENERAL ELECTION
DETAIL

<u>LEGISLATIVE DISTRICT OR TOWN</u>	<u>ELECTION DISTRICT</u>	<u>VOTERS ELIGIBLE</u>	<u>VOTED</u>	<u>PERCENT TURNOUT</u>
Hamlin	1	633	491	77.6
	2	636	511	80.3
	3	651	541	83.1
	4	471	375	79.6
	5	588	497	84.5
	6	508	414	81.5
	7	722	610	84.5
	8	467	353	75.6
	9	420	316	75.2
	10	<u>682</u>	<u>557</u>	<u>81.7</u>
Hamlin		5,778	4,665	80.7
Henrietta	1	712	591	83.0
	2	643	510	79.3
	3	420	302	71.9
	4	707	550	77.8
	5	620	494	79.7
	6	594	465	78.3
	7	466	394	84.5
	8	554	423	76.4
	9	543	410	75.5
	10	592	472	79.7
	11	612	450	73.5
	12	530	444	83.8
	13	1,179	955	81.0
	14	602	445	73.9
	15	983	746	75.9
	16	437	342	78.3
	17	627	524	83.6
	18	726	578	79.6
	19	569	439	77.2
	20	1,006	824	81.9
	21	434	373	85.9
	22	806	684	84.9
	23	751	554	73.8
	24	792	605	76.4
	25	502	427	85.1
	26	1,253	1,037	82.8
	27	910	734	80.7
	28	697	597	85.7
	29	2,263	1,822	80.5
	30	1,615	1,303	80.7
	31	503	346	68.8
	32	838	730	87.1
	33	479	355	74.1
	34	509	354	69.5
	35	<u>863</u>	<u>711</u>	<u>82.4</u>
Henrietta		26,337	20,990	79.7

VOTER TURNOUT
2020 GENERAL ELECTION
DETAIL

<u>LEGISLATIVE DISTRICT OR TOWN</u>	<u>ELECTION DISTRICT</u>	<u>VOTERS ELIGIBLE</u>	<u>VOTED</u>	<u>PERCENT TURNOUT</u>
Irondequoit	1	912	713	78.2
	2	414	336	81.2
	3	709	551	77.7
	4	277	224	80.9
	5	568	462	81.3
	6	765	658	86.0
	7	682	599	87.8
	8	534	455	85.2
	9	619	479	77.4
	10	495	428	86.5
	11	311	256	82.3
	12	489	425	86.9
	13	688	566	82.3
	14	752	632	84.0
	15	612	525	85.8
	16	845	729	86.3
	17	391	324	82.9
	18	529	432	81.7
	19	743	568	76.4
	20	438	376	85.8
	21	581	482	83.0
	22	548	486	88.7
	23	483	397	82.2
	24	510	414	81.2
	25	583	466	79.9
	26	554	380	68.6
	27	326	293	89.9
	28	522	432	82.8
	29	473	395	83.5
	30	487	417	85.6
	31	671	563	83.9
	32	595	510	85.7
	33	415	330	79.5
	34	823	677	82.3
	35	395	341	86.3
	36	524	322	61.5
	37	518	383	73.9
	38	413	278	67.3
	39	195	146	74.9
	40	301	262	87.0
	41	556	468	84.2
	42	549	489	89.1
	43	460	375	81.5
	44	901	765	84.9
	45	437	329	75.3
	46	562	454	80.8
	47	194	165	85.1
	48	499	409	82.0
	49	668	559	83.7
	50	596	408	68.5
	51	580	498	85.9

VOTER TURNOUT
2020 GENERAL ELECTION
DETAIL

<u>LEGISLATIVE DISTRICT OR TOWN</u>	<u>ELECTION DISTRICT</u>	<u>VOTERS ELIGIBLE</u>	<u>VOTED</u>	<u>PERCENT TURNOUT</u>
Irondequoit				
	52	691	541	78.3
	53	569	441	77.5
	54	201	152	75.6
	55	624	504	80.8
	56	463	372	80.3
	57	800	644	80.5
	58	711	549	77.2
	59	508	414	81.5
	60	524	432	82.4
	61	649	559	86.1
	62	537	452	84.2
	63	445	356	80.0
	64	312	194	62.2
	65	437	323	73.9
	66	446	280	62.8
	67	433	339	78.3
	68	583	453	77.7
Irondequoit		36,625	29,636	80.9
Mendon				
	1	951	808	85.0
	2	898	734	81.7
	3	901	763	84.7
	4	685	574	83.8
	5	798	706	88.5
	6	876	738	84.2
	7	953	818	85.8
	8	423	345	81.6
	9	707	602	85.1
Mendon		7,192	6,088	84.6
Ogden				
	1	586	492	84.0
	2	614	516	84.0
	3	975	837	85.8
	4	581	488	84.0
	5	596	512	85.9
	6	914	739	80.9
	7	401	344	85.8
	8	825	652	79.0
	9	648	510	78.7
	10	636	536	84.3
	11	711	601	84.5
	12	958	789	82.4
	13	724	619	85.5
	14	633	509	80.4
	15	890	766	86.1
	16	415	355	85.5
	17	613	512	83.5
	18	1,026	842	82.1
	19	788	632	80.2

VOTER TURNOUT
2020 GENERAL ELECTION
DETAIL

LEGISLATIVE DISTRICT OR TOWN	ELECTION DISTRICT	VOTERS ELIGIBLE	VOTED	PERCENT TURNOUT
Ogden	20	<u>770</u>	<u>626</u>	<u>81.3</u>
Ogden		14,304	11,877	83.0
Parma	1	775	651	84.0
	2	851	707	83.1
	3	645	557	86.4
	4	712	589	82.7
	5	480	390	81.3
	6	349	281	80.5
	7	638	555	87.0
	8	824	681	82.6
	9	768	599	78.0
	10	683	557	81.6
	11	722	629	87.1
	12	949	691	72.8
	13	1,353	1,151	85.1
	14	710	532	74.9
	15	<u>861</u>	<u>714</u>	<u>82.9</u>
Parma		11,320	9,284	82.0
Penfield	1	358	288	80.4
	2	653	557	85.3
	3	557	465	83.5
	4	943	815	86.4
	5	651	565	86.8
	6	554	453	81.8
	7	564	492	87.2
	8	551	387	70.2
	9	672	571	85.0
	10	478	400	83.7
	11	397	334	84.1
	12	609	526	86.4
	13	1,110	843	75.9
	14	824	710	86.2
	15	953	821	86.1
	16	274	227	82.8
	17	614	541	88.1
	18	456	407	89.3
	19	861	747	86.8
	20	727	622	85.6
	21	706	594	84.1
	22	737	586	79.5
	23	867	758	87.4
	24	844	731	86.6
	25	544	466	85.7
	26	439	342	77.9
	27	630	550	87.3
	28	640	505	78.9
	29	1,039	810	78.0
	30	1,257	1,121	89.2

VOTER TURNOUT
2020 GENERAL ELECTION
DETAIL

<u>LEGISLATIVE DISTRICT OR TOWN</u>	<u>ELECTION DISTRICT</u>	<u>VOTERS ELIGIBLE</u>	<u>VOTED</u>	<u>PERCENT TURNOUT</u>
Penfield	31	421	349	82.9
	32	425	367	86.4
	33	573	471	82.2
	34	636	542	85.2
	35	948	819	86.4
	36	654	569	87.0
	37	1,254	1,082	86.3
	38	444	370	83.3
	39	507	430	84.8
	40	888	742	83.6
	41	847	730	86.2
	42	<u>715</u>	<u>606</u>	<u>84.8</u>
Penfield		28,821	24,311	84.4
Perinton	1	1,033	862	83.4
	2	767	653	85.1
	3	512	458	89.5
	4	584	502	86.0
	5	376	314	83.5
	6	531	457	86.1
	7	663	582	87.8
	8	556	493	88.7
	9	858	735	85.7
	10	678	592	87.3
	11	440	365	83.0
	12	559	491	87.8
	13	486	441	90.7
	14	564	493	87.4
	15	748	635	84.9
	16	462	399	86.4
	17	617	544	88.2
	18	599	496	82.8
	19	555	475	85.6
	20	573	493	86.0
	21	754	649	86.1
	22	412	379	92.0
	23	918	773	84.2
	24	1,005	818	81.4
	25	462	408	88.3
	26	632	545	86.2
	27	497	434	87.3
	28	483	435	90.1
	29	365	323	88.5
	30	641	556	86.7
	31	692	593	85.7
	32	588	474	80.6
	33	627	558	89.0
	34	915	774	84.6
	35	531	449	84.6
	36	528	413	78.2

VOTER TURNOUT
2020 GENERAL ELECTION
DETAIL

<u>LEGISLATIVE DISTRICT OR TOWN</u>	<u>ELECTION DISTRICT</u>	<u>VOTERS ELIGIBLE</u>	<u>VOTED</u>	<u>PERCENT TURNOUT</u>
Perinton				
	37	660	583	88.3
	38	912	770	84.4
	39	818	705	86.2
	40	469	408	87.0
	41	399	360	90.2
	42	684	565	82.6
	43	1,161	1,006	86.6
	44	506	447	88.3
	45	1,179	1,014	86.0
	46	357	306	85.7
	47	751	624	83.1
	48	533	459	86.1
	49	515	433	84.1
	50	378	230	60.8
	51	771	661	85.7
	52	834	696	83.5
	53	486	436	89.7
	54	1,097	954	87.0
	55	640	542	84.7
	56	<u>1,167</u>	<u>983</u>	<u>84.2</u>
Perinton		36,528	31,243	85.5
Pittsford				
	1	498	421	84.5
	2	542	469	86.5
	3	847	699	82.5
	4	787	686	87.2
	5	463	393	84.9
	6	439	351	80.0
	7	296	252	85.1
	8	592	482	81.4
	9	610	529	86.7
	10	895	762	85.1
	11	505	448	88.7
	12	638	550	86.2
	13	419	370	88.3
	14	732	649	88.7
	15	606	460	75.9
	16	494	422	85.4
	17	752	656	87.2
	18	602	467	77.6
	19	363	315	86.8
	20	649	533	82.1
	21	648	572	88.3
	22	718	624	86.9
	23	533	455	85.4
	24	688	595	86.5
	25	726	611	84.2
	26	593	523	88.2
	27	542	488	90.0
	28	593	518	87.4

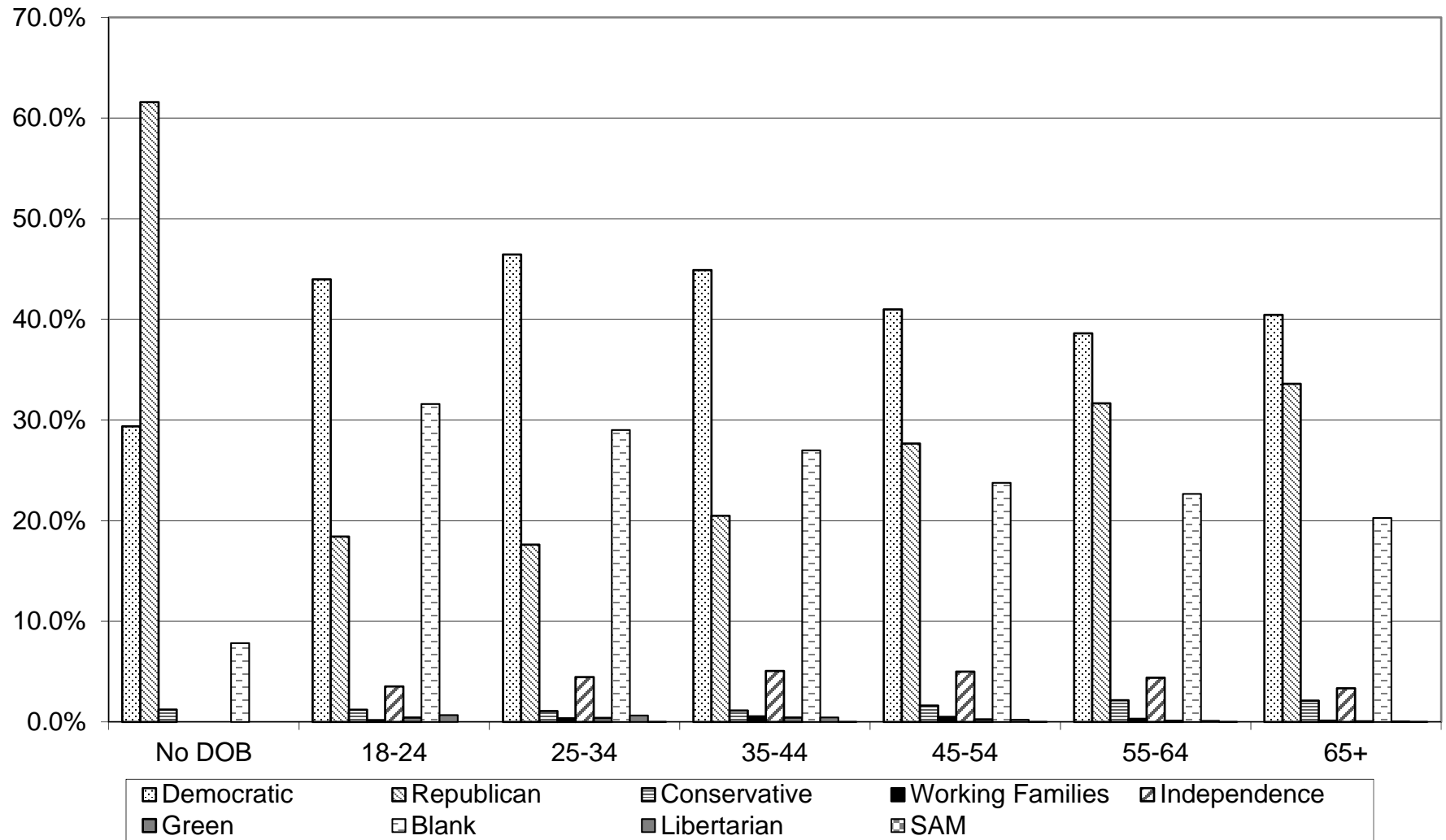
VOTER TURNOUT
2020 GENERAL ELECTION
DETAIL

<u>LEGISLATIVE DISTRICT OR TOWN</u>	<u>ELECTION DISTRICT</u>	<u>VOTERS ELIGIBLE</u>	<u>VOTED</u>	<u>PERCENT TURNOUT</u>
Pittsford				
	29	574	502	87.5
	30	582	492	84.5
	31	760	642	84.5
	32	691	592	85.7
	33	1,139	966	84.8
	34	1,167	962	82.4
		21,683	18,456	85.1
Pittsford				
Riga				
	1	1,002	863	86.1
	2	733	627	85.5
	3	601	523	87.0
	4	681	544	79.9
	5	625	531	85.0
	6	611	503	82.3
		4,253	3,591	84.4
Riga				
Rush				
	1	815	698	85.6
	2	536	440	82.1
	3	708	605	85.5
	4	759	661	87.1
		2,818	2,404	85.3
Rush				
Sweden				
	1	682	546	80.1
	2	620	375	60.5
	3	811	611	75.3
	4	800	664	83.0
	5	181	139	76.8
	6	613	494	80.6
	7	610	514	84.3
	8	553	483	87.3
	9	692	557	80.5
	10	923	751	81.4
	11	297	212	71.4
	12	586	505	86.2
		7,368	5,851	79.4
Sweden				
Webster				
	1	548	484	88.3
	2	1,230	932	75.8
	3	733	627	85.5
	4	399	321	80.5
	5	648	556	85.8
	6	636	502	78.9
	7	741	633	85.4
	8	580	510	87.9
	9	615	537	87.3
	10	1,459	1,278	87.6
	11	746	660	88.5
	12	842	710	84.3
	13	587	508	86.5

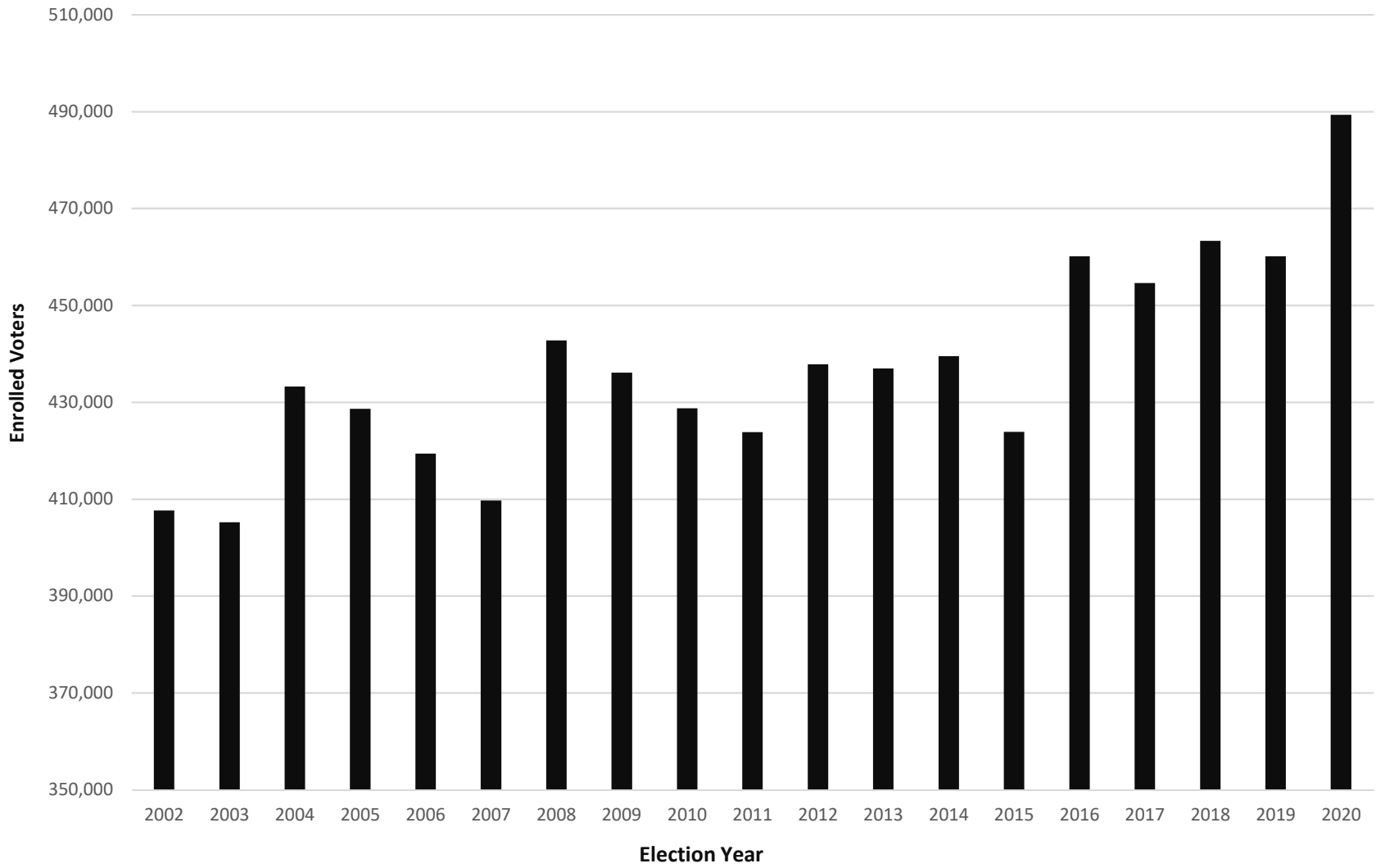
VOTER TURNOUT
2020 GENERAL ELECTION
DETAIL

<u>LEGISLATIVE DISTRICT OR TOWN</u>	<u>ELECTION DISTRICT</u>	<u>VOTERS ELIGIBLE</u>	<u>VOTED</u>	<u>PERCENT TURNOUT</u>
Webster				
	14	570	493	86.5
	15	465	406	87.3
	16	1,011	816	80.7
	17	588	512	87.1
	18	466	399	85.6
	19	958	837	87.4
	20	1,054	925	87.8
	21	827	691	83.6
	22	709	587	82.8
	23	552	469	85.0
	24	1,768	1,542	87.2
	25	378	307	81.2
	26	766	624	81.5
	27	1,394	1,195	85.7
	28	681	569	83.6
	29	471	390	82.8
	30	594	428	72.1
	31	821	663	80.8
	32	863	741	85.9
	33	652	553	84.8
	34	372	329	88.4
	35	443	395	89.2
	36	589	489	83.0
	37	1,142	978	85.6
	38	770	640	83.1
	39	625	531	85.0
	40	1,616	1,333	82.5
	41	986	839	85.1
	42	748	638	85.3
	43	630	533	84.6
Webster		33,273	28,110	84.5
Wheatland				
	1	616	521	84.6
	2	607	523	86.2
	3	794	648	81.6
	4	737	574	77.9
	5	711	607	85.4
Wheatland		3,465	2,873	82.9
TOWNS		379,890	311,605	82.0
GRAND TOTAL:		489,352	383,477	78.4

PARTY ENROLLMENTS BY AGE

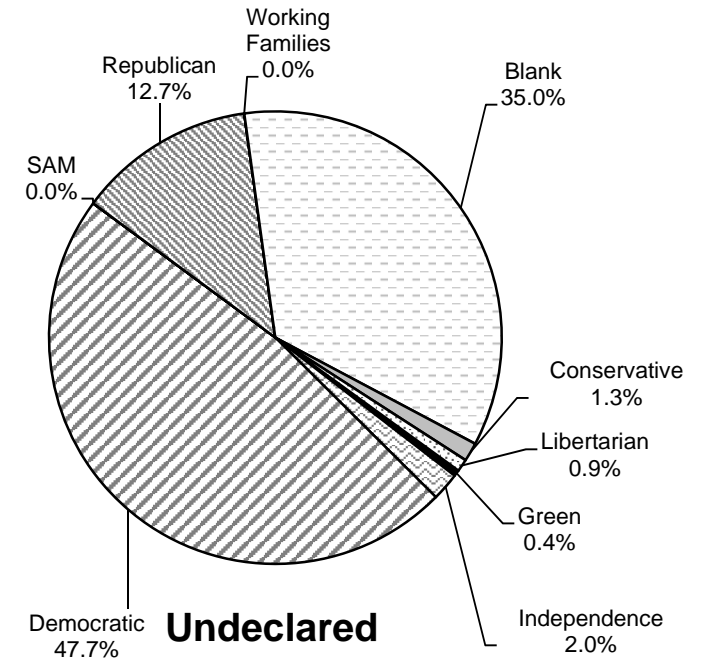
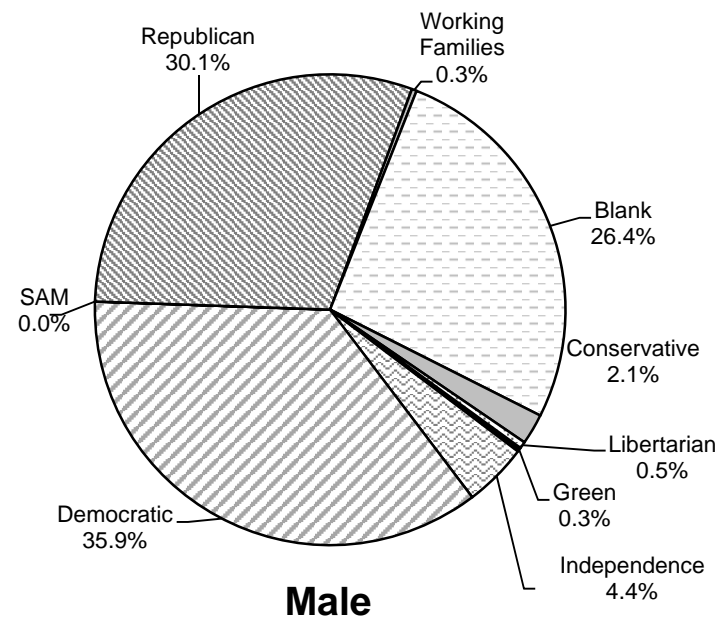
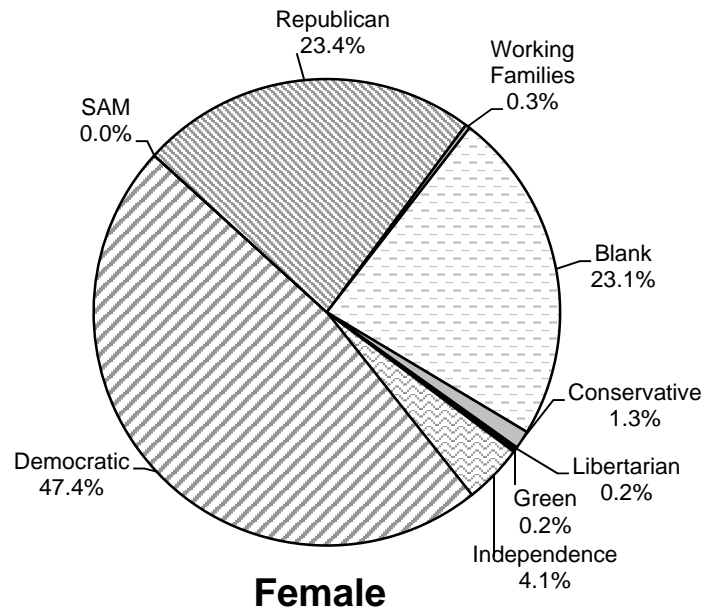


Voter Registration 2002 to 2020 General Elections



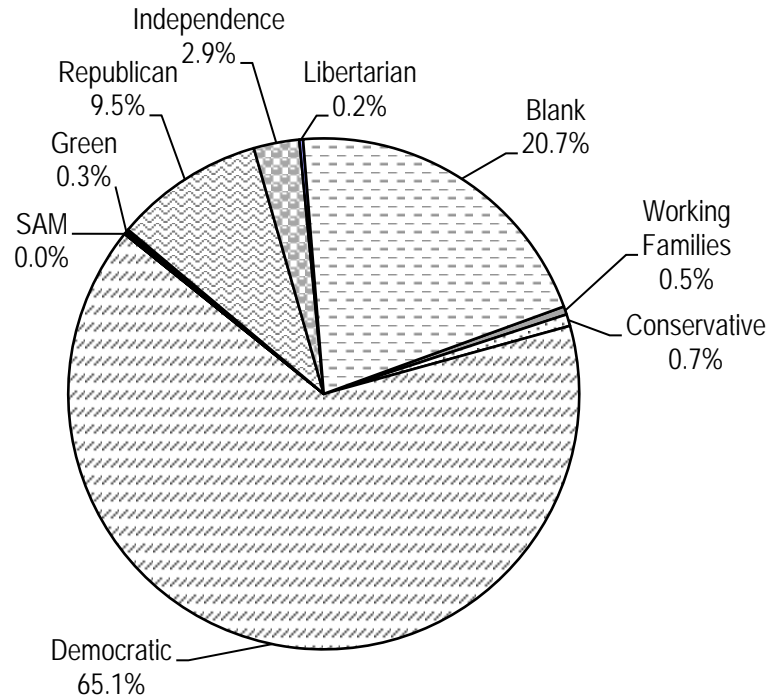
PROFILE OF PARTY ENROLLMENTS

BY GENDER

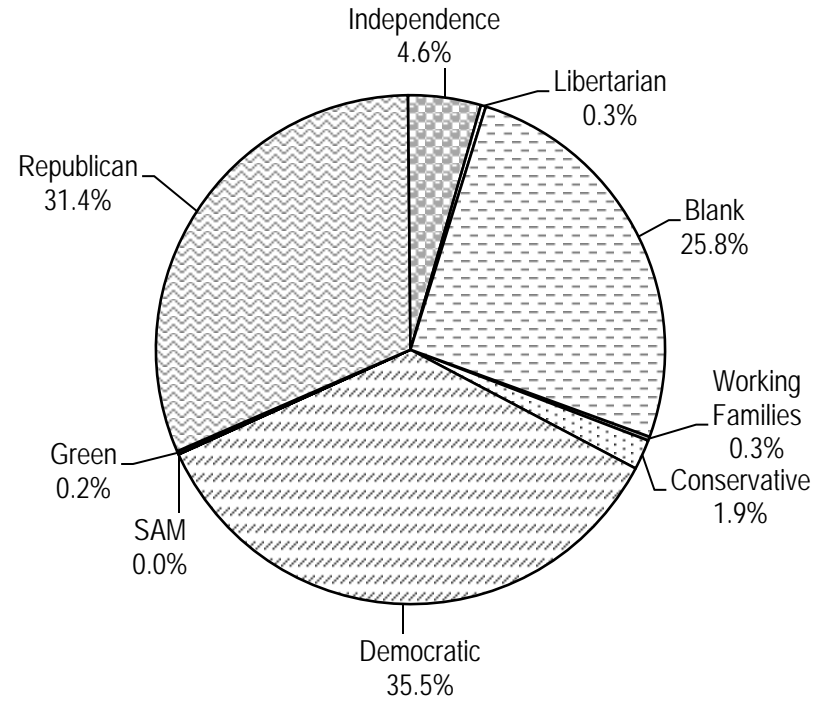


PROFILE OF PARTY ENROLLMENTS

By Location

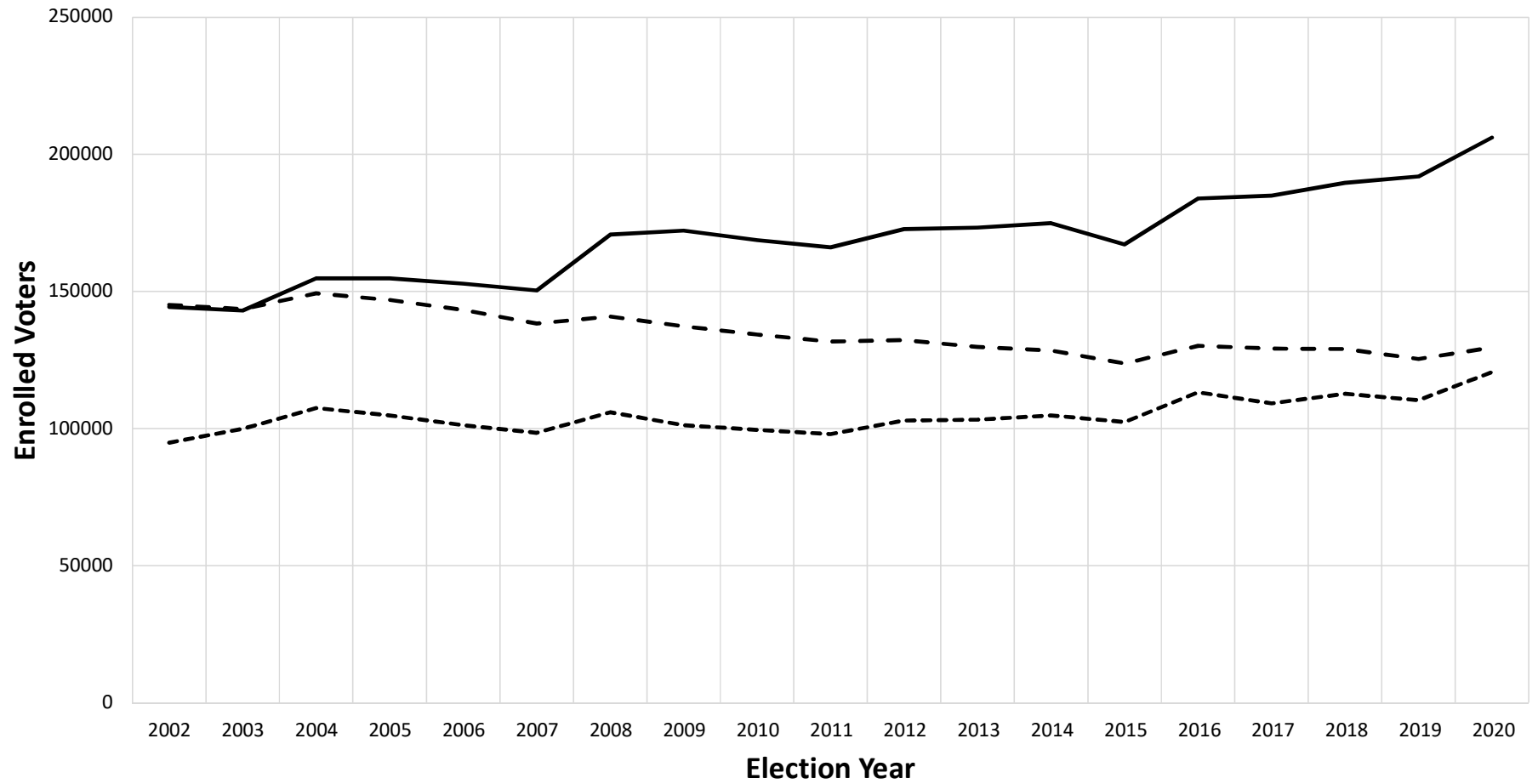


City



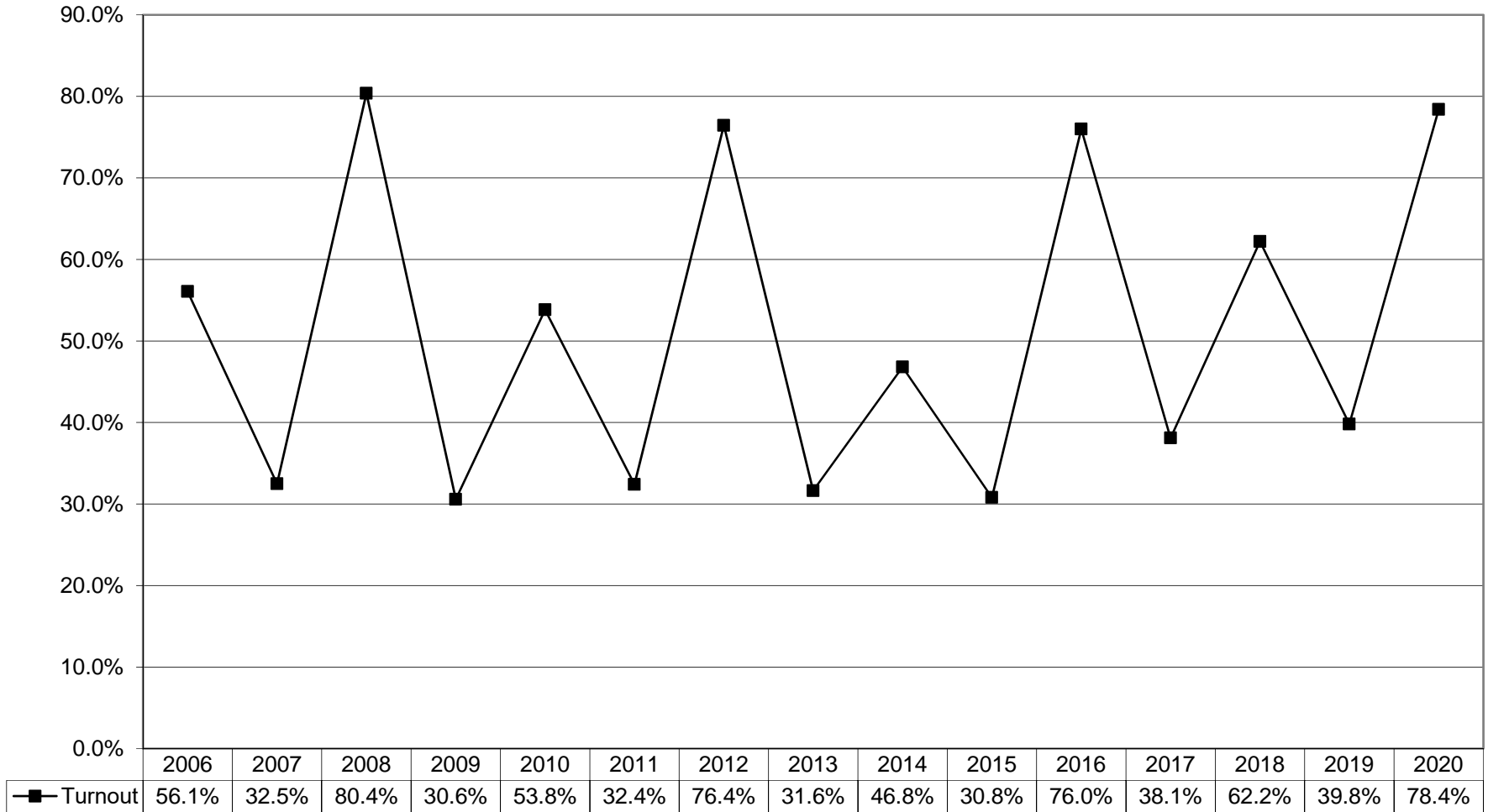
Towns

Party Enrollment Trends



— Democratic - - Republican - . - Unaffiliated

VOTER TURNOUT FOR THE GENERAL ELECTION 2006 Through 2020



VOTER TURNOUT HISTORY

Year	Registered Voters	Number Voting	Turnout
2020	489,352	383,477	78.4%
2019	460,119	182,909	39.8%
2018	463,304	288,169	62.2%
2017	454,580	173,565	38.2%
2016	460,140	351,114	76.3%
2015	423,859	130,812	30.9%
2014	439,534	205,990	46.9%
2013	436,978	138,384	31.7%
2012	437,858	336,447	76.8%
2011	423,833	137,514	32.4%
2010	428,736	233,802	54.5%
2009	436,090	133,427	30.6%
2008	442,771	359,083	81.1%
2007	409,701	132,973	32.5%
2006	419,368	236,477	56.4%
2005	428,643	169,183	39.5%
2004	433,210	344,860	79.6%
2003	405,192	226,044	55.8%
2002	407,664	236,691	58.1%
2001	411,870	180,140	43.7%
2000	418,041	322,394	77.1%
1999	398,605	156,007	39.1%
1998	398,749	243,338	61.0%
1997	400,304	175,945	44.0%
1996	401,311	313,531	78.1%
1995	370,380	162,805	44.0%
1994	375,974	260,831	69.4%
1993	372,647	171,732	46.1%
1992	386,447	344,009	89.0%
1991	332,460	236,403	71.1%
1990	339,430	226,634	66.8%
1989	347,479	184,047	53.0%
1988	370,663	314,046	84.7%
1987	329,156	215,370	65.4%
1986	339,971	230,498	67.8%
1985	353,149	154,123	43.6%
1984	380,186	320,191	84.2%
1983	348,622	225,376	64.6%
1982	340,165	256,092	75.3%
1981	329,075	194,989	59.3%