



MONROE COUNTY BOARD OF ELECTIONS

39 WEST MAIN STREET • ROCHESTER, NEW YORK 14614 • (585) 753-1550
TTD# 753-1544

LISA POLITO NICOLAY
COMMISSIONER

JACKIE ORTIZ
COMMISSIONER

PETER D ELDER
DEPUTY COMMISSIONER

NATALIE SHEPPARD
DEPUTY COMMISSIONER

**OFFICIAL CANVASS
OF THE
BOARD OF CANVASSERS
OF THE
COUNTY OF MONROE**

www.monroecounty.gov/elections

IN RELATION TO THE VOTES GIVEN AT THE **VILLAGE ELECTIONS** HELD ON THE SIXTEENTH DAY OF MARCH, THE **VILLAGE ELECTIONS** HELD ON THE FIFTHTEENTH DAY OF JUNE, THE **PRIMARY ELECTION** HELD ON THE TWENTY SECOND DAY OF JUNE, AND THE **GENERAL ELECTION** HELD IN SAID COUNTY ON THE SECOND DAY OF NOVEMBER

2021

CONTENTS

Canvass of Village Election Results
Canvass of June Primary Election Results
Canvass of General Election Results
Seventh Judicial District Results by County
Listing of Party Abbreviations Appearing in Canvass
Text of Ballot Proposals Submitted to Voters
Party Enrollment Graph

June 22, 2021 Primary Election Results:

Democratic – County Court Judge
Democratic – County Legislator – 14th District
Democratic – County Legislator – 21st District
Democratic – County Legislator – 22nd District
Democratic – County Legislator – 24th District
Democratic – County Legislator – 25th District
Democratic – County Legislator – 28th District
Democratic – County Legislator – 29th District
Democratic – City of Rochester – Mayor
Democratic – Member of City Council At-Large
Democratic – Commissioner of Schools
Democratic – Brighton Member of Town Council
Republican – Hamlin Member of Town Council
Republican – Rush Member of Town Council
Conservative – Rush Supervisor
Conservative – Rush Member of Town Council
Working Families – County Court Judge
Working Families – County Legislator – 16th District
Working Families – Pittsford Town Justice

November 2, 2021 General Election Results:

State Supreme Court Justice – 7th Judicial District
Sheriff
County Court Judge
County Legislator 1st District
County Legislator 2nd District
County Legislator 3rd District
County Legislator 4th District
County Legislator 5th District
County Legislator 6th District
County Legislator 7th District
County Legislator 8th District

County Legislator 9th District.....

County Legislator 10th District.....

County Legislator 11th District.....

County Legislator 12th District.....

County Legislator 13th District.....

County Legislator 14th District.....

County Legislator 15th District.....

County Legislator 16th District.....

County Legislator 17th District.....

County Legislator 18th District.....

County Legislator 19th District.....

County Legislator 20th District.....

County Legislator 21st District.....

County Legislator 22nd District.....

County Legislator 23rd District.....

County Legislator 24th District.....

County Legislator 25th District.....

County Legislator 26th District.....

County Legislator 27th District.....

County Legislator 28th District.....

County Legislator 29th District.....

Mayor – City of Rochester.....

Member of City Council – At Large.....

Commissioner of Schools – City of Rochester.....

Brighton Town Offices.....

Chili Town Offices.....

Clarkson Town Offices.....

Gates Town Offices.....

Greece Town Offices.....

Hamlin Town Offices.....

Henrietta Town Offices.....

Irondequoit Town Offices.....

Mendon Town Offices.....

Ogden Town Offices.....

Parma Town Offices.....

Penfield Town Offices.....

Perinton Town Offices.....

Pittsford Town Offices.....

Riga Town Offices.....

Rush Town Offices.....

Sweden Town Offices.....

Webster Town Offices.....

Wheatland Town Offices.....

East Rochester Village Office.....

State Proposal One, An Amendment – Amending the Apportionment and Redistricting Process.....

State Proposal Two, An Amendment –
 Right to Clean Air, Clean Water, and a Healthful Environment
State Proposal Three, An Amendment – Eliminating Ten-Day Advance Voter Registration Requirement.....
State Proposal Four, An Amendment – Authorizing No-Excuse Absentee Ballot Voting
State Proposal Five, An Amendment – Increasing the Jurisdiction of the New York City Civil Court.....
Voter Turnout – 2021 General Election
Party Enrollment by Age
Voter Registration 2003 – 2021
Party Enrollment by Gender
Party Enrollment by Location
Party Enrollment Trends
Voter Turnout General Elections 2007 – 2021
Voter Turnout History

CANVASS OF VILLAGE ELECTION RESULTS

We, Lisa Polito Nicolay and Jackie Ortiz, Board of Elections of the County of Monroe, having canvassed the votes cast at the following elections, do hereby certify that the candidates listed below received the votes set opposite their names:

March 16, 2021

CHURCHVILLE VILLAGE TRUSTEE – 4 YEAR TERM

Lighthouse, Julie L. Michalko 18 Votes
AANY, Scott Cullen 24 Votes

HONEOYE FALLS VILLAGE MAYOR

Involved Citizens, Richard B. Milne 153 Votes

HONEOYE FALLS VILLAGE TRUSTEE – 4 YEAR TERM

Voice of the Village, Jacqueline S. Main 111 Votes
Governs Least Governs Best, Daniel A. Bassette 77 Votes
Village Progress, Shari F. Stottler 127 Votes

HONEOYE FALLS VILLAGE JUSTICE

Justice, Sheldon W. Boyce, Jr. 150 Votes

PITTSFORD VILLAGE MAYOR

Democratic, Alys S. Plummer 186 Votes
Pittsford Village Alliance, Alys S. Plummer 37 Votes
Village Vision, Robert C. Corby 208 Votes

PITTSFORD VILLAGE TRUSTEE – 4 YEAR TERM

Democratic, Justin S. Leitgeb 141 Votes
Village Vision, Justin S. Leitgeb 190 Votes
Village Vision, Lili Lanphear 264 Votes

SPENCERPORT VILLAGE MAYOR

Vibrant Village, Anna D. Sapienza 175 Votes
Village 1st, Gary Penders 353 Votes

SPENCERPORT VILLAGE TRUSTEE – 4 YEAR TERM

Peoples, Charles R. Hopson 374 Votes
WORKEN 4 U, Raymond C. Kuntz, Jr. 371 Votes

June 15, 2021

BROCKPORT VILLAGE MAYOR

Revitalize Brockport, Margaret B. Blackman.....169 Votes
Write-In, Lyle Stirk37 Votes

BROCKPORT VILLAGE TRUSTEE – 4 YEAR TERM

Revitalize Brockport, Annette M. Crane171 Votes
Revitalize Brockport, Katherine J. Kristansen.....165 Votes
Write-In, Sarah Hart.....21 Votes

WEBSTER VILLAGE MAYOR

Republican, Darrell D. Byerts84 Votes

WEBSTER VILLAGE TRUSTEE – 4 YEAR TERM

Republican, Gerard Ippolito, Jr.79 Votes
Republican, Karl J. Laurer90 Votes

CANVASS OF PRIMARY ELECTION RESULTS

We, Lisa Polito Nicolay and Jackie Ortiz, Board of Elections of the County of Monroe, having canvassed the votes cast at the Primary Election held in this state on the 22nd day of June, 2021, do hereby certify that the following candidates received the votes set opposite their names:

DEMOCRATIC PARTY

COUNTY COURT JUDGE

Van H. White..... 14,505 Votes
Douglas A. Randall 14,828 Votes
Caroline Edwards-Morrison..... 18,828 Votes
Julie A. Cianca..... 17,843 Votes

COUNTY LEGISLATOR – 14TH DISTRICT

Nelson P. Lopatin 212 Votes
Susan K. Hughes-Smith 1,365 Votes

COUNTY LEGISLATOR – 21ST DISTRICT

Rachel A. Barnhart 1,652 Votes
Wanda A. Ridgeway..... 910 Votes

COUNTY LEGISLATOR – 22ND DISTRICT

Mercedes V. Simmons 1,011 Votes
Vincent R. Felder..... 456 Votes

COUNTY LEGISLATOR – 24TH DISTRICT

Albert A. Blankley..... 1,515 Votes
Rajesh Barnabas 1,504 Votes

COUNTY LEGISLATOR – 25TH DISTRICT

Carolyn D. Hoffman..... 1,176 Votes
Dorian L. Hall..... 568 Votes
Kenneth Muhammad..... 435 Votes

COUNTY LEGISLATOR – 28TH DISTRICT

Frank Keophetlasy..... 415 Votes
Ricky G. Frazier 676 Votes

COUNTY LEGISLATOR – 29TH DISTRICT

Ernest S. Flagler 476 Votes
William T. Burgess..... 944 Votes

CITY OF ROCHESTER - MAYOR

Malik D. Evans..... 13,347 Votes
Lovely A. Warren..... 6,799 Votes

MEMBER OF CITY COUNCIL - AT LARGE

Anthony L. Hall, Jr.	4,878 Votes
Willie J. Lightfoot	9,805 Votes
Stanley Martin	6,290 Votes
Jazzmyn Ivery	3,871 Votes
Mitch Gruber	8,626 Votes
Alexander White.....	3,965 Votes
Jasmin D. Reggler	3,465 Votes
Patricia McGahee	4,650 Votes
Kim Smith	6,224 Votes
Jonathan W. Hardin.....	1,387 Votes
Luis A. Aponte	2,976 Votes
Miguel A. Melendez, Jr.....	6,301 Votes
Victor H. Sanchez.....	4,284 Votes
Miquel A. Powell	2,148 Votes
Brittan Hardgers	2,936 Votes
Leticia D. Astacio.....	4,755 Votes

COMMISSIONER OF SCHOOLS

Desjamebra Robinson	3,763 Votes
Joshua P. Bauroth	5,393 Votes
Clifford A. Florence	3,884 Votes
James L. Patterson	6,446 Votes
Cynthia A. Elliott.....	8,355 Votes
Joseph Klein	3,942 Votes
Camille A. Simmons	8,235 Votes
Tatiana L. Welch	3,569 Votes
Clianda A. Yarde.....	1,917 Votes

BRIGHTON MEMBER OF TOWN COUNCIL

Jaclyn Richard	1,251 Votes
Robin R. Wilt	1,766 Votes
Christine E. Corrado.....	2,029 Votes

REPUBLICAN PARTY

HAMLIN MEMBER OF TOWN COUNCIL

Angel Male	255 Votes
Jennifer Goodrich Voelkl.....	270 Votes
Austin F. Warner, 3rd.....	259 Votes
Jason M. Baxter.....	156 Votes

RUSH MEMBER OF TOWN COUNCIL

Ryan M. Lang	151 Votes
James Kolb.....	172 Votes
Daniel J. Chase	188 Votes

CONSERVATIVE PARTY

RUSH SUPERVISOR

Phyllis P. Wickerham.....	22 Votes
Ted D. Barnett	5 Votes

RUSH MEMBER OF TOWN COUNCIL

Ryan M. Lang	26 Votes
Evelyn E. Chaffer	3 Votes
James Kolb	24 Votes
Anna M. Fiorucci.....	2 Votes

WORKING FAMILIES PARTY

COUNTY COURT JUDGE

Julie M. Hahn	38 Votes
Douglas A. Randall	77 Votes
Marty McCarthy	30 Votes
Van H. White.....	49 Votes
Julie A. Cianca.....	85 Votes
Caroline Edwards-Morrison.....	64 Votes

COUNTY LEGISLATOR – 16TH DISTRICT

Dave Long	21 Votes
James A. Villa.....	0 Votes
Joe Carbone	2 Votes

PITTSFORD TOWN JUSTICE

Scott M. Green.....	6 Votes
John E. Bernacki, Jr.....	23 Votes

CANVASS OF GENERAL ELECTION RESULTS

We, Lisa Polito Nicolay and Jackie Ortiz, Board of Elections of the County of Monroe, having canvassed the votes cast at the General Election held in this state on the 2nd day of November, 2021, hereby certify that the following candidates received the votes set opposite their names:

STATE SUPREME COURT JUSTICE - 7TH JUDICIAL DISTRICT

Democratic-Working Families, Maurice Verrillo.....	61,757 Votes
Democratic-Working Families, Deral Givens	58,958 Votes
Republican-Conservative, Elena F. Cariola.....	76,827 Votes
Republican-Conservative, Jim Walsh.....	72,723 Votes

SHERIFF

Democratic, Todd K. Baxter.....	97,797 Votes
---------------------------------	--------------

COUNTY COURT JUDGE

Democratic-Working Families, Douglas A. Randall	68,630 Votes
Democratic-Republican-Conservative-Working Families, Caroline Edwards-Morrison.....	124,918 Votes
Democratic-Working Families, Julie A. Cianca	66,134 Votes
Republican-Conservative, Marty McCarthy	67,920 Votes
Republican-Conservative, Julie M. Hahn	68,897 Votes

COUNTY LEGISLATOR - 1ST DISTRICT - 2 YEAR TERM

Republican-Conservative, G. Blake Keller.....	4,437 Votes
---	-------------

COUNTY LEGISLATOR - 2ND DISTRICT - 2 YEAR TERM

Republican-Conservative, Jackie Smith	3,872 Votes
---	-------------

COUNTY LEGISLATOR - 3RD DISTRICT - 2 YEAR TERM

Democratic-Working Families, Marvin L. Stepherson.....	1,692 Votes
Republican-Conservative, Tracy A. DiFlorio	3,825 Votes

COUNTY LEGISLATOR - 4TH DISTRICT - 2 YEAR TERM

Democratic, Miriam Rivera	1,554 Votes
Republican-Conservative, Frank Allkofer	3,470 Votes

COUNTY LEGISLATOR - 5TH DISTRICT - 2 YEAR TERM

Democratic-Working Families, Terry Daniele.....	3,258 Votes
Republican-Conservative, Richard B. Milne	4,069 Votes

COUNTY LEGISLATOR - 6TH DISTRICT - 2 YEAR TERM

Democratic-Working Families, Miles W. Cuning.....	1,475 Votes
Republican-Conservative, Sean H. McCabe	2,692 Votes

COUNTY LEGISLATOR - 7TH DISTRICT - 2 YEAR TERM

Democratic, Brian J. Gravelle.....	1,709 Votes
Republican-Conservative, Brian E. Marianetti.....	3,853 Votes

COUNTY LEGISLATOR - 8TH DISTRICT - 2 YEAR TERM

Democratic-Working Families, Megan K. Thompson..... 2,886 Votes
Republican-Conservative, Matthew D. Terp 3,772 Votes

COUNTY LEGISLATOR - 9TH DISTRICT - 2 YEAR TERM

Democratic-Working Families, Mel Callan..... 3,247 Votes
Republican-Conservative, Paul Dondorfer 3,858 Votes

COUNTY LEGISLATOR - 10TH DISTRICT - 2 YEAR TERM

Democratic, Howard S. Maffucci 4,344 Votes
Independence, Laura Jean Diekmann..... 1,870 Votes

COUNTY LEGISLATOR - 11TH DISTRICT - 2 YEAR TERM

Democratic-Working Families, Joshua I. Foadare..... 3,329 Votes
Republican-Conservative, Sean M. Delehanty 3,566 Votes

COUNTY LEGISLATOR - 12TH DISTRICT - 2 YEAR TERM

Democratic, William F. Wu..... 1,273 Votes
Republican-Conservative, Steve Brew 2,875 Votes

COUNTY LEGISLATOR - 13TH DISTRICT - 2 YEAR TERM

Democratic-Working Families, Michael B. Yudelson..... 3,214 Votes
Republican-Conservative, Matt Borkowski..... 3,116 Votes

COUNTY LEGISLATOR - 14TH DISTRICT - 2 YEAR TERM

Democratic-Working Families, Susan K. Hughes-Smith 3,752 Votes
Republican-Conservative, Lynellen P. Corryn 1,667 Votes

COUNTY LEGISLATOR - 15TH DISTRICT - 2 YEAR TERM

Democratic-Working Families, Sasha M. DiMaria 2,807 Votes
Republican-Conservative, George J. Hebert..... 3,694 Votes

COUNTY LEGISLATOR - 16TH DISTRICT - 2 YEAR TERM

Democratic-Working Families, Dave Long..... 3,821 Votes
Republican-Conservative, Joe Carbone 3,650 Votes

COUNTY LEGISLATOR - 17TH DISTRICT - 2 YEAR TERM

Democratic, Maria Vecchio 2,849 Votes
Republican-Conservative, Bryce O. LaFountain 2,213 Votes

COUNTY LEGISLATOR - 18TH DISTRICT - 2 YEAR TERM

Democratic-Working Families, John B. Baynes..... 3,760 Votes
Republican-Conservative, Stacie H. Whitbeck..... 3,227 Votes

COUNTY LEGISLATOR - 19TH DISTRICT - 2 YEAR TERM

Democratic-Working Families, Sherita S. Traywick..... 1,462 Votes
Republican-Conservative, Kathleen A. Taylor 3,310 Votes

COUNTY LEGISLATOR - 20TH DISTRICT - 2 YEAR TERM

Democratic-Working Families, Jaime J. Erskine-Pettit..... 1,776 Votes
Republican-Conservative, Robert J. Colby..... 3,453 Votes

COUNTY LEGISLATOR - 21ST DISTRICT - 2 YEAR TERM

Democratic-Working Families, Rachel A. Barnhart..... 1,985 Votes

COUNTY LEGISLATOR - 22ND DISTRICT - 2 YEAR TERM

Democratic-Working Families, Mercedes V. Simmons 911 Votes

COUNTY LEGISLATOR - 23RD DISTRICT - 2 YEAR TERM

Democratic-Working Families, Linda M. Hasman..... 3,962 Votes

COUNTY LEGISLATOR - 24TH DISTRICT - 2 YEAR TERM

Democratic, Albert A. Blankley..... 3,314 Votes
Working Families, Rajesh Barnabas 1,530 Votes

COUNTY LEGISLATOR - 25TH DISTRICT - 2 YEAR TERM

Democratic, Carolyn D. Hoffman..... 1,276 Votes
Working Families, Dorian L. Hall 361 Votes

COUNTY LEGISLATOR - 26TH DISTRICT - 2 YEAR TERM

Democratic-Working Families, Yversha M. Roman 1,703 Votes
Republican-Conservative, Orlando J. Rivera..... 1,648 Votes

COUNTY LEGISLATOR - 27TH DISTRICT - 2 YEAR TERM

Democratic, Sabrina A. Lamar..... 1,702 Votes
Young Minds, Scott G. Little..... 213 Votes

COUNTY LEGISLATOR - 28TH DISTRICT - 2 YEAR TERM

Democratic-Working Families, Ricky G. Frazier 752 Votes

COUNTY LEGISLATOR - 29TH DISTRICT - 2 YEAR TERM

Democratic-Working Families, William T. Burgess 1,040 Votes

MAYOR - CITY OF ROCHESTER

Democratic-Working Families, Malik D. Evans. 16,806 Votes

MEMBER OF CITY COUNCIL - AT LARGE

Democratic, Willie J. Lightfoot	9,940 Votes
Democratic-Working Families, Stanley Martin.....	11,009 Votes
Democratic, Mitch Gruber	10,253 Votes
Democratic-Working Families, Kim Smith.....	12,016 Votes
Democratic-Working Families, Miguel A. Melendez, Jr.....	11,661 Votes
Republican-Conservative, Ann C. Lewis.....	5,179 Votes
Republican-Conservative, Jayvon Johnson.....	3,786 Votes
Republican-Conservative, Marcus C. Williams.....	4,577 Votes
Working Families, Victor H. Sanchez.	3,918 Votes
Working Families, Jasmin D. Reggler.	2,948 Votes
Voice of the People, Antonia N. Wynter	879 Votes

COMMISSIONER OF SCHOOLS

Democratic, James L. Patterson	10,569 Votes
Democratic, Cynthia A. Elliott	10,977 Votes
Democratic-Working Families, Camille A. Simmons.....	13,144 Votes
Working Families, Joshua P. Bauroth.....	4,844 Votes

BRIGHTON SUPERVISOR

Democratic, William W. Moehle.....	6,840 Votes
------------------------------------	-------------

BRIGHTON TOWN CLERK

Democratic-Working Families, Daniel E. Aman.....	6,639 Votes
Republican-Conservative, Stephen P. Corryn.....	2,178 Votes

BRIGHTON MEMBER OF TOWN COUNCIL

Democratic-Working Families, Robin R. Wilt.....	5,189 Votes
Democratic, Christine E. Corrado	5,875 Votes
Republican-Conservative, Charlie Eagle	2,576 Votes
Republican-Conservative, Patrick Reilly.....	3,263 Votes

CHILI SUPERVISOR

Democratic, Chelsea M. O'Brien.....	1,886 Votes
Republican-Conservative, David J. Dunning.....	4,429 Votes

CHILI TOWN CLERK

Republican-Conservative, Virginia L. Ignatowski.....	5,309 Votes
--	-------------

CHILI TOWN JUSTICE

Republican-Conservative, Eric W. Stowe	4,983 Votes
Republican-Conservative, Ronald G. Evangelista.....	4,829 Votes

CHILI MEMBER OF TOWN COUNCIL

Democratic, Gavin J. Barry.....	1,997 Votes
Democratic, Gwendolyn J. Clifton	2,021 Votes
Republican-Conservative, Mark L. DeCory	3,996 Votes
Republican-Conservative, Mary C. Sperr	4,208 Votes

CLARKSON SUPERVISOR

Democratic, William C. Fine..... 463 Votes
Republican-Conservative, Christa L. Filipowicz..... 1,109 Votes

CLARKSON TOWN CLERK - 2 YEAR TERM

Republican-Conservative, Susan A. Henshaw..... 1,354 Votes

CLARKSON TOWN JUSTICE

Republican-Conservative, Ian E. Penders..... 1,314 Votes

CLARKSON MEMBER OF TOWN COUNCIL

Democratic, Sheldon A. Meyers..... 529 Votes
Republican-Conservative, Nicholas A. D’Amuro 1,091 Votes
Republican-Conservative, John K. Culhane 1,170 Votes

CLARKSON SUPERINTENDENT OF HIGHWAYS

Republican-Conservative, Robert M. Viscardi..... 1,341 Votes

GATES SUPERVISOR

Republican-Conservative, Cosmo A. Giunta..... 3,820 Votes

GATES TOWN JUSTICE

Republican-Conservative, Peter P. Pupatelli 3,649 Votes
Republican-Conservative, Frank M. Cassara..... 3,598 Votes

GATES MEMBER OF TOWN COUNCIL

Democratic, Theresa E. May..... 1,845 Votes
Republican-Conservative, Lee Cordero 3,170 Votes
Republican-Conservative, Andrew Loughlin..... 3,273 Votes

GREECE SUPERVISOR

Democratic, James F. Leary, Jr. 6,256 Votes
Republican-Conservative, Bill Reilich 11,854 Votes

GREECE TOWN JUSTICE

Democratic, Karen A. Bovenzi..... 5,719 Votes
Democratic-Working Families, Bridget A. O’Toole. 6,439 Votes
Democratic, Louis J. Buduson, Jr. 4,833 Votes
Democratic, Micki McCramer-Wojdylo..... 4,368 Votes
Republican-Conservative, Brett C. Granville 10,955 Votes
Republican-Conservative, Deb Crowder 11,123 Votes
Republican-Conservative, Vincent B. Campbell 11,498 Votes
Republican-Conservative, Shannon J. O’Keefe-Pero..... 10,492 Votes

GREECE MEMBER OF TOWN COUNCIL - 1ST WARD

Democratic, Rumella T. Cameron 1,259 Votes
Republican-Conservative, Mike Barry..... 2,896 Votes

GREECE MEMBER OF TOWN COUNCIL – 2ND WARD

Democratic-Working Families, Jenna N. Curcio..... 1,566 Votes
Republican-Conservative, William F. Murphy..... 2,888 Votes

GREECE MEMBER OF TOWN COUNCIL – 3RD WARD

Democratic, Scott M. Farina..... 1,303 Votes
Republican-Conservative, Michael J. Bloomer 2,181 Votes

GREECE MEMBER OF TOWN COUNCIL – 4TH WARD

Democratic-Working Families, Jessica J. Vacchetto..... 1,634 Votes
Republican-Conservative, Diana M. Christodaro 3,805 Votes

GREECE RECEIVER OF TAXES

Republican-Conservative, Andrew J. Conlon..... 14,597 Votes

HAMLIN SUPERVISOR

Republican-Conservative, Steven J. Baase..... 1,651 Votes

HAMLIN MEMBER OF TOWN COUNCIL

Democratic-Working Families, Elizabeth A. Maxwell 460 Votes
Republican-Conservative, Jennifer Goodrich Voelkl 1,325 Votes
Republican, Austin F. Warner, 3rd 873 Votes
Conservative, Angel Male..... 894 Votes

HAMLIN SUPERINTENDENT OF HIGHWAYS

Republican-Conservative, Michael E. German..... 1,645 Votes

HENRIETTA SUPERVISOR

Democratic-Working Families, Stephen L. Schultz 5,347 Votes

HENRIETTA MEMBER OF TOWN COUNCIL

Democratic-Working Families, Robert Barley, Jr. 3,750 Votes
Democratic-Working Families, Michael J. Stafford..... 3,557 Votes
Republican-Conservative, M. Rick Page 3,918 Votes
Republican-Conservative, Joseph D. Bellanca, Jr. 3,820 Votes

IRONDEQUOIT SUPERVISOR

Democratic-Working Families, Joseph D. Morelle, Jr. 6,287 Votes
Republican, Rory B. Fitzpatrick 6,363 Votes

IRONDEQUOIT TOWN JUSTICE

Democratic-Conservative-Working Families, Joseph J. Valentino..... 9,891 Votes
Democratic, Jennifer Whitman-DeVoe..... 7,346 Votes

IRONDEQUOIT MEMBER OF TOWN COUNCIL

Democratic-Working Families, Kimie Romeo 6,913 Votes
Democratic, Peter R. Wehner 6,160 Votes
Republican-Conservative, Andre J. Smith..... 5,704 Votes
Republican-Conservative, Vanessa Beato-Enriquez..... 5,397 Votes

MENDON SUPERVISOR

Democratic, Jeffery F. Klein..... 1,290 Votes
Republican-Conservative, John D. Moffitt..... 1,937 Votes

MENDON TOWN CLERK

Republican-Conservative, Michelle S. Booth..... 2,317 Votes

MENDON TOWN JUSTICE

Democratic, Jon M. Stern 1,299 Votes
Republican-Conservative-Working Families, Cara M. Briggs 1,923 Votes

MENDON MEMBER OF TOWN COUNCIL

Democratic, Jeffrey R. Clark 1,394 Votes
Democratic, David L. Cook 1,357 Votes
Republican-Conservative, Cynthia M. Carroll 1,856 Votes
Republican-Conservative, Brent G. Rosiek 1,707 Votes

MENDON SUPERINTENDENT OF HIGHWAYS

Republican-Conservative, Andrew G. Caschetta..... 2,303 Votes

OGDEN SUPERVISOR

Republican-Conservative, Michael T. Zale 3,587 Votes

OGDEN TOWN JUSTICE

Republican-Conservative, David A. Murante..... 3,560 Votes

OGDEN MEMBER OF TOWN COUNCIL

Democratic, Crystal D. Benjamin-Bafford. 1,380 Votes
Republican-Conservative, Steven G. Toms. 3,116 Votes
Republican-Conservative, Joshua M. Hinman..... 3,241 Votes

OGDEN SUPERINTENDENT OF HIGHWAYS

Republican-Conservative, Dan Wolf..... 3,593 Votes

PARMA SUPERVISOR

Republican-Conservative, Jim Roose..... 2,556 Votes

PARMA TOWN CLERK

Republican-Conservative, Carrie A. Fracassi..... 2,642 Votes

PARMA MEMBER OF TOWN COUNCIL

Republican-Conservative, Tina M. Brown 2,503 Votes
Republican-Conservative, Linda M. Judd..... 2,498 Votes

PARMA SUPERINTENDENT OF HIGHWAYS

Republican-Conservative, James R. Christ, Jr..... 2,631 Votes

PENFIELD SUPERVISOR

Republican-Conservative, Marie E. Cinti 6,404 Votes

PENFIELD TOWN CLERK

Republican-Conservative, Amy M. Steklof 6,472 Votes

PENFIELD TOWN JUSTICE

Republican-Conservative, James P. Mulley, Jr. 6,412 Votes

PENFIELD MEMBER OF TOWN COUNCIL

Republican-Conservative, Candace M. Lee 6,243 Votes

Republican-Conservative, Robert F. Ockenden 6,169 Votes

PERINTON SUPERVISOR

Republican-Conservative, Ciaran T. Hanna 9,078 Votes

PERINTON TOWN CLERK

Democratic-Working Families, Susan E. Boynton-Frykholm 5,622 Votes

Republican-Conservative, Jennifer A. West 7,794 Votes

PERINTON TOWN JUSTICE

Democratic-Working Families, Charlds D. Steinman 6,740 Votes

Republican-Conservative, Avik K. Ganguly 6,497 Votes

PERINTON MEMBER OF TOWN COUNCIL

Democratic-Working Families, Jeremy D. Jordan 6,522 Votes

Democratic-Working Families, Steve A. Flemming 6,377 Votes

Republican-Conservative, David P. Belaskas 6,752 Votes

Republican-Conservative, Alexandra C. Winner 6,608 Votes

PITTSFORD SUPERVISOR

Democratic-Working Families, Kendra R. Evans 3,639 Votes

Republican-Conservative, William A. Smith 5,632 Votes

PITTSFORD TOWN JUSTICE

Democratic, Scott M. Green 4,271 Votes

Republican-Conservative-Working Families, John E. Bernacki, Jr. 4,972 Votes

PITTSFORD MEMBER OF TOWN COUNCIL

Democratic-Working Families, Pearl MC Brunt 4,139 Votes

Democratic-Working Families, Stephanie M. Townsend 4,712 Votes

Republican-Conservative, Kim Taylor 4,903 Votes

Republican-Conservative, Alexe M. Dunham 4,543 Votes

RIGA SUPERVISOR

Republican-Conservative, Brad O’Brocta 1,278 Votes

RIGA TOWN CLERK

Republican-Conservative, Kimberly A. Pape 1,317 Votes

RIGA MEMBER OF TOWN COUNCIL

Republican-Conservative, James M. Fodge..... 1,232 Votes
Republican-Conservative, Deborah S. Campanella..... 1,241 Votes

RIGA SUPERINTENDENT OF HIGHWAYS

Republican-Conservative, David L. Smith 1,295 Votes

RUSH SUPERVISOR

Democratic-Rush Home Town, Gerry Kusse. 772 Votes
Republican-Conservative, Phyllis P. Wickerham..... 722 Votes

RUSH MEMBER OF TOWN COUNCIL

Democratic-Rush Home Town, Jeanne E. Morelli 729 Votes
Democratic/Rush Home Town-Republican, Daniel J. Chase..... 1,113 Votes
Republican-Conservative, James Kolb. 690 Votes
Conservative, Ryan M. Lang. 364 Votes

SWEDEN SUPERVISOR

Republican-Conservative, Kevin Johnson 1,738 Votes

SWEDEN TOWN CLERK

Republican-Conservative, Karen M. Sweeting..... 1,784 Votes

SWEDEN TOWN JUSTICE

Democratic, Jessica A. Diaz. 890 Votes
Republican-Conservative, Anthony S. Perry 1,409 Votes

SWEDEN MEMBER OF TOWN COUNCIL

Democratic, Karen P. LoBracco 912 Votes
Republican-Conservative, Gary J. Sullivan 1,449 Votes
Republican-Conservative, Patricia Hayles..... 1,565 Votes

WEBSTER SUPERVISOR

Democratic-Working Families, Danielle M. Palermo-Jimenez..... 3,915 Votes
Republican-Conservative, Tom Flaherty 7,090 Votes

WEBSTER TOWN JUSTICE

Democratic, Jeffrey L. Taylor 3,938 Votes
Republican-Conservative-Independence-Reform, Thomas J. DiSalvo 7,079 Votes

WEBSTER MEMBER OF TOWN COUNCIL

Democratic, Sid Bahl 3,922 Votes
Democratic-Working Families, Ashley A. Teague..... 4,225 Votes
Republican-Conservative, Ginny Nguyen..... 6,605 Votes
Republican-Conservative, Patricia T. Cataldi..... 6,772 Votes

WHEATLAND SUPERVISOR

Republican-Conservative, Linda M. Dobson..... 770 Votes

WHEATLAND TOWN JUSTICE

Republican-Conservative, Michael J. Smith..... 759 Votes
Republican-Conservative, Nicole E. Bayly..... 759 Votes

WHEATLAND MEMBER OF TOWN COUNCIL

Republican-Conservative, Timothy R. Davis 778 Votes
Republican-Conservative, Edward Shero 747 Votes

WHEATLAND SUPERINTENDENT OF HIGHWAYS

Republican-Conservative, Joshua L. Davis 807 Votes

EAST ROCHESTER VILLAGE TRUSTEE

Democratic-Working Families, Lafayette D. Eaton..... 504 Votes
Democratic, Mark D. McDermott..... 538 Votes
Republican-Conservative, Ted Conners 654 Votes
Republican-Conservative, Kelley L. Swagler 634 Votes

PROPOSAL NUMBER ONE, AN AMENDMENT
AMENDING THE APPORTIONMENT AND REDISTRICTING PROCESS

Yes 57,823 Votes
No..... 79,097 Votes

PROPOSAL NUMBER TWO, AN AMENDMENT
RIGHT TO CLEAN AIR, CLEAN WATER, AND A HEALTHFUL ENVIRONMENT

Yes 94,871 Votes
No..... 44,065 Votes

PROPOSAL NUMBER THREE, AN AMENDMENT
ELIMINATING TEN-DAY ADVANCE VOTER REGISTRATION REQUIREMENT

Yes 56,616 Votes
No..... 84,038 Votes

PROPOSAL NUMBER FOUR, AN AMENDMENT
AUTHORIZING NO-EXCUSE ABSENTEE BALLOT VOTING

Yes 60,927 Votes
No..... 79,350 Votes

PROPOSAL NUMBER FIVE, AN AMENDMENT
INCREASING THE JURISDICTION OF THE NEW YORK CITY CIVIL COURT

Yes 83,200 Votes
No..... 49,078 Votes

SEVENTH JUDICIAL DISTRICT
RESULTS OF NOVEMBER 2, 2021 GENERAL ELECTION BY COUNTY

Maurice Verrillo

<u>County</u>	<u>Democratic</u>	<u>Working Families</u>
Cayuga	5,228	573
Livingston	2,910	330
Monroe	55,234	6,523
Ontario	6,077	550
Seneca	2,074	227
Steuben	3,322	415
Wayne	3,790	406
Yates	1,130	95
	-----	-----
Totals	79,765	9,119

Deral Givens

<u>County</u>	<u>Democratic</u>	<u>Working Families</u>
Cayuga	4,361	470
Livingston	2,665	319
Monroe	52,312	6,646
Ontario	5,568	578
Seneca	1,737	200
Steuben	3,000	432
Wayne	3,397	373
Yates	1,038	90
	-----	-----
Totals	74,078	9,108

Elena F. Cariola

<u>County</u>	<u>Republican</u>	<u>Conservative</u>
Cayuga	7,014	1,763
Livingston	7,279	1,718
Monroe	58,485	18,342
Ontario	10,462	2,786
Seneca	3,420	635
Steuben	8,772	1,248
Wayne	9,855	2,880
Yates	2,109	389
	-----	-----
Totals	107,396	29,761

Jim Walsh

<u>County</u>	<u>Republican</u>	<u>Conservative</u>
Cayuga	8,419	2,003
Livingston	6,932	1,688
Monroe	54,529	18,194
Ontario	10,307	2,807
Seneca	3,777	668
Steuben	9,738	1,352
Wayne	9,937	2,897
Yates	2,180	389
	-----	-----
Totals	105,819	29,998

PARTY ABBREVIATIONS APPEARING IN CANVASS

CON.....	Conservative
DEM.....	Democratic
REP.....	Republican
RHT.....	Rush Home Town
VOP.....	Voice of the People
WOR.....	Working Families
W-IN.....	Write In
YOM.....	Young Minds

TEXT OF PROPOSALS SUBMITTED TO THE VOTERS

November 2, 2021

***PROPOSAL NUMBER ONE, AN AMENDMENT
AMENDING THE APPORTIONMENT AND REDISTRICTING PROCESS***

“This proposed constitutional amendment would freeze the number of state senators at 63, amend the process for the counting of the states population, delete certain provisions that violate the United States Constitution, repeal and amend certain requirements for the appointment of the co-executive directors of the redistricting commission and amend the manner of drawing district lines for congressional and state legislative offices. Shall the proposed amendment be approved?”

***PROPOSAL NUMBER TWO, AN AMENDMENT
RIGHT TO CLEAN AIR, CLEAN WATER, AND A HEALTHFUL ENVIRONMENT***

"The proposed amendment to Article I of the New York Constitution would establish the right of each person to clean air and water and a healthful environment. Shall the proposed amendment be approved?"

***PROPOSAL NUMBER THREE, AN AMENDMENT
ELIMINATING TEN-DAY ADVANCE VOTER REGISTRATION REQUIREMENT***

"The proposed amendment would delete the current requirement in Article II, Section 5 that a citizen be registered to vote at least ten days before an election and would allow the Legislature to enact laws permitting a citizen to register to vote less than ten days before the election. Shall the proposed amendment be approved?"

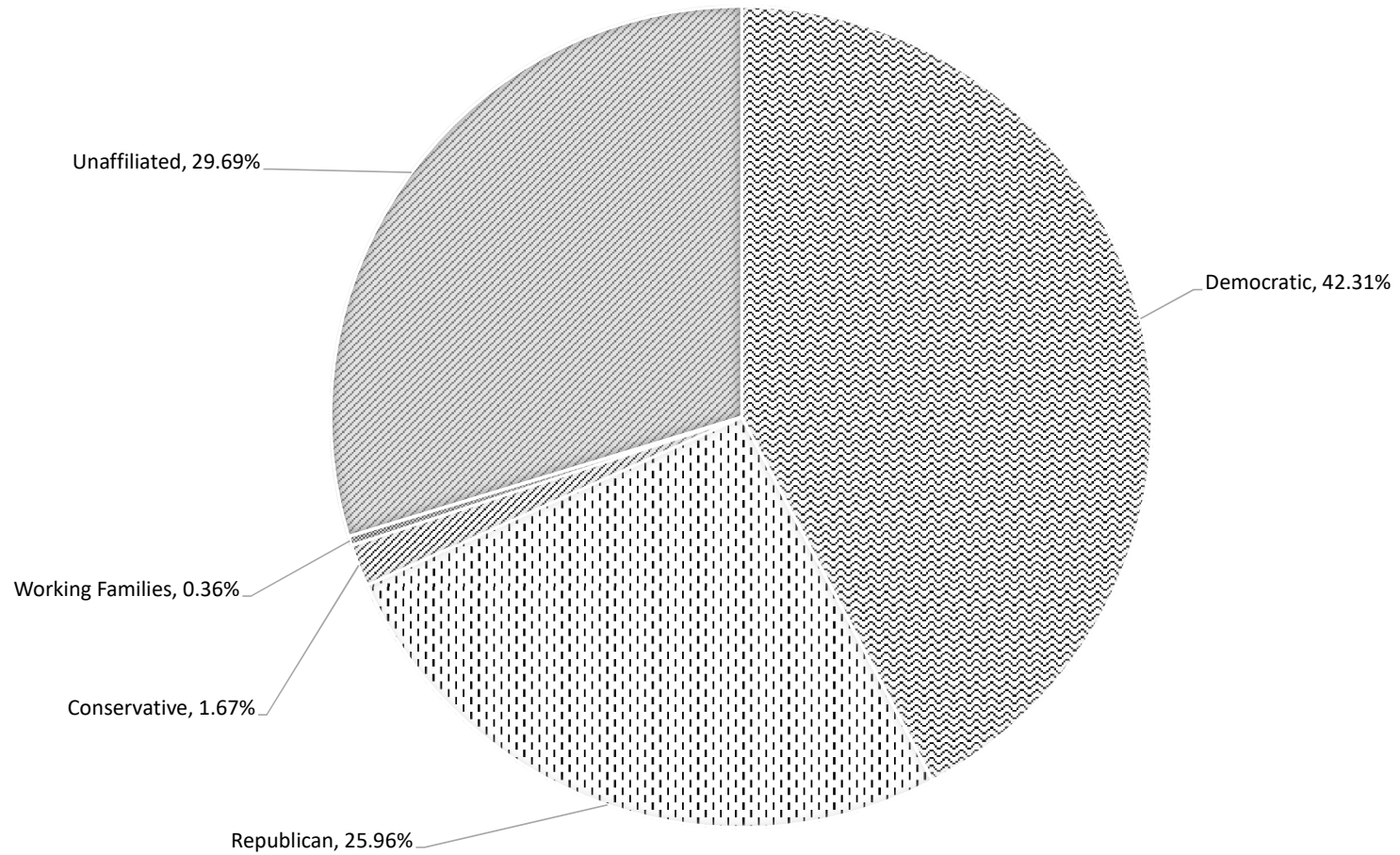
***PROPOSAL NUMBER FOUR, AN AMENDMENT
AUTHORIZING NO-EXCUSE ABSENTEE BALLOT VOTING***

"The proposed amendment would delete from the current provision on absentee ballots the requirement that an absentee voter must be unable to appear at the polls by reason of absence from the county or illness or physical disability. Shall the proposed amendment be approved?"

***PROPOSAL NUMBER FIVE, AN AMENDMENT
INCREASING THE JURISDICTION OF THE NEW YORK CITY CIVIL COURT***

"The proposed amendment would increase the New York City Civil Courts jurisdiction by allowing it to hear and decide claims for up to \$50,000 instead of the current jurisdictional limit of \$25,000. Shall the proposed amendment be approved?"

PROFILE OF PARTY ENROLLMENT OF ELIGIBLE VOTERS MONROE COUNTY



COUNTY COURT JUDGE
DEMOCRATIC PRIMARY
(VOTE FOR 3)
SUMMARY

LEGISLATIVE DISTRICT OR TOWN	TOTAL VOTES	VAN H. WHITE	DOUGLAS A. RANDALL	CAROLINE EDWARDS- MORRISON	JULIE A. CIANCA	SCATTER	BLANK AND VOID
		A01	A02	A03	A04		
Leg. Dist. 07	678	88	105	121	139	0	225
Leg. Dist. 16	9	2	1	1	1	0	4
Leg. Dist. 21	8,328	1,398	1,200	1,655	1,541	7	2,527
Leg. Dist. 22	5,238	943	590	791	607	0	2,307
Leg. Dist. 23	10,290	1,237	1,903	1,995	2,213	9	2,933
Leg. Dist. 24	6,831	950	1,054	1,339	1,536	1	1,951
Leg. Dist. 25	7,692	1,334	942	1,459	1,149	3	2,805
Leg. Dist. 26	3,852	602	514	709	669	2	1,356
Leg. Dist. 27	9,315	1,799	1,165	1,779	1,250	2	3,320
Leg. Dist. 28	3,981	771	494	717	549	1	1,449
Leg. Dist. 29	5,109	955	619	894	696	2	1,943
CITY	61,323	10,079	8,587	11,460	10,350	27	20,820
Brighton	8,448	1,210	1,736	2,000	2,058	11	1,433
Chili	1,275	209	246	325	293	2	200
Clarkson	201	25	41	55	54	1	25
East Rochester	219	29	49	54	61	0	26
Gates	1,122	219	209	265	232	1	196
Greece	3,228	538	645	767	762	10	506
Hamlin	207	35	32	47	53	0	40
Henrietta	2,367	404	495	621	605	3	239
Irondequoit	3,279	511	678	770	795	12	513
Mendon	369	43	82	101	103	0	40
Ogden	423	63	88	115	109	0	48
Parma	294	41	54	67	83	0	49
Penfield	1,641	198	368	423	423	0	229
Perinton	2,283	292	505	590	619	3	274
Pittsford	2,037	249	474	523	580	1	210
Riga	126	21	31	30	37	0	7
Rush	180	24	35	45	44	3	29
Sweden	306	45	64	77	81	0	39
Webster	1,749	246	374	451	460	0	218
Wheatland	168	24	35	42	41	0	26
TOWNS	29,922	4,426	6,241	7,368	7,493	47	4,347
GRAND TOTAL:	91,245	14,505	14,828	18,828	17,843	74	25,167

*This contest has been recounted in accordance with Election Law §9-208(4)

COUNTY COURT JUDGE
DEMOCRATIC PRIMARY
(VOTE FOR 3)
DETAIL

LEGISLATIVE DISTRICT OR TOWN	TOTAL VOTES	VAN H. WHITE	DOUGLAS A. RANDALL	CAROLINE EDWARDS- MORRISON	JULIE A. CIANCA	SCATTER	BLANK AND VOID
		A01	A02	A03	A04		
Leg. Dist. 07	429	51	67	85	97	0	129
	249	37	38	36	42	0	96
Leg. Dist. 07	678	88	105	121	139	0	225
Leg. Dist. 16	9	2	1	1	1	0	4
Leg. Dist. 16	9	2	1	1	1	0	4
Leg. Dist. 21	894	120	142	191	204	1	236
	1,155	187	185	232	234	0	317
	969	202	123	203	142	0	299
	399	78	47	81	92	0	101
	588	86	93	121	109	1	178
	900	152	88	158	157	1	344
	432	57	63	91	92	0	129
	582	72	96	125	126	0	163
	663	149	105	129	91	0	189
	741	110	130	140	142	1	218
	243	43	35	52	54	0	59
	309	56	46	58	43	1	105
	453	86	47	74	55	2	189
Leg. Dist. 21	8,328	1,398	1,200	1,655	1,541	7	2,527
Leg. Dist. 22	822	190	97	142	92	0	301
	231	34	14	25	19	0	139
	291	16	19	21	18	0	217
	432	58	35	46	38	0	255
	165	37	8	22	19	0	79
	219	45	30	33	23	0	88
	102	14	3	13	5	0	67
	360	73	37	58	41	0	151
	468	77	48	69	52	0	222
	309	56	47	55	33	0	118
	333	71	42	50	38	0	132
	150	23	21	33	23	0	50
	381	85	46	56	46	0	148
	495	80	75	80	89	0	171
	192	27	38	39	36	0	52
	288	57	30	49	35	0	117
Leg. Dist. 22	5,238	943	590	791	607	0	2,307
Leg. Dist. 23	1,428	169	249	308	330	1	371
	1,284	158	189	228	282	2	425

*This contest has been recounted in accordance with Election Law §9-208(4)

COUNTY COURT JUDGE
DEMOCRATIC PRIMARY
(VOTE FOR 3)
DETAIL

LEGISLATIVE DISTRICT OR TOWN	TOTAL VOTES	VAN H. WHITE	DOUGLAS A. RANDALL	CAROLINE EDWARDS- MORRISON	JULIE A. CIANCA	SCATTER	BLANK AND VOID
		A01	A02	A03	A04		
Leg. Dist. 23	1,428	164	320	260	307	2	375
	576	61	97	105	113	0	200
	705	108	108	142	147	0	200
	324	37	58	66	64	0	99
	543	67	92	123	126	1	134
	1,497	168	274	282	315	2	456
	432	63	66	94	93	0	116
	450	52	99	86	96	1	116
	276	43	45	46	55	0	87
	1,347	147	306	255	285	0	354
Leg. Dist. 23	10,290	1,237	1,903	1,995	2,213	9	2,933
Leg. Dist. 24	1,128	163	176	204	257	0	328
	1,419	181	231	268	335	1	403
	1,191	157	171	249	276	0	338
	564	79	108	118	129	0	130
	435	67	69	93	104	0	102
	165	31	21	29	22	0	62
	705	94	96	142	158	0	215
	453	71	65	87	81	0	149
	771	107	117	149	174	0	224
Leg. Dist. 24	6,831	950	1,054	1,339	1,536	1	1,951
Leg. Dist. 25	990	150	142	201	174	0	323
	276	50	26	49	31	0	120
	441	87	57	92	58	0	147
	1,440	230	184	296	259	0	471
	696	153	78	109	71	0	285
	420	88	46	78	34	0	174
	162	38	13	38	21	2	50
	408	53	62	83	91	1	118
	639	132	71	107	72	0	257
	231	49	31	47	25	0	79
	279	55	21	44	17	0	142
	201	18	35	38	41	0	69
	792	126	104	142	137	0	283
	210	32	19	38	22	0	99
	27	4	7	7	7	0	2
	177	31	19	37	30	0	60
	303	38	27	53	59	0	126
Leg. Dist. 25	7,692	1,334	942	1,459	1,149	3	2,805
Leg. Dist. 26							

*This contest has been recounted in accordance with Election Law §9-208(4)

COUNTY COURT JUDGE
DEMOCRATIC PRIMARY
(VOTE FOR 3)
DETAIL

LEGISLATIVE DISTRICT OR TOWN	TOTAL VOTES	VAN H. WHITE	DOUGLAS A. RANDALL	CAROLINE EDWARDS- MORRISON	JULIE A. CIANCA	SCATTER	BLANK AND VOID
		A01	A02	A03	A04		
Leg. Dist. 26	933	120	140	167	183	0	323
	531	85	69	100	103	0	174
	732	111	91	129	126	1	274
	213	45	21	33	25	0	89
	438	84	63	87	59	0	145
	282	52	38	63	46	0	83
	510	83	65	93	83	1	185
	213	22	27	37	44	0	83
Leg. Dist. 26	3,852	602	514	709	669	2	1,356
Leg. Dist. 27	1,842	360	244	375	272	1	590
	1,485	279	177	282	202	0	545
	1,299	231	166	260	180	0	462
	834	169	90	138	92	0	345
	786	151	101	149	82	0	303
	555	101	65	102	84	0	203
	579	110	76	125	83	0	185
	423	80	63	85	59	0	136
	237	43	33	35	36	0	90
	828	181	93	150	103	1	300
	228	52	28	39	24	0	85
	219	42	29	39	33	0	76
Leg. Dist. 27	9,315	1,799	1,165	1,779	1,250	2	3,320
Leg. Dist. 28	384	74	43	72	58	0	137
	144	31	16	26	19	1	51
	258	61	25	36	21	0	115
	108	23	15	23	18	0	29
	582	104	75	117	91	0	195
	408	78	54	75	59	0	142
	207	35	24	24	24	0	100
	513	103	68	87	86	0	169
	972	183	122	175	108	0	384
	129	25	19	21	18	0	46
	276	54	33	61	47	0	81
Leg. Dist. 28	3,981	771	494	717	549	1	1,449
Leg. Dist. 29	597	115	58	93	66	0	265
	462	92	55	75	63	0	177
	771	126	99	133	115	0	298
	516	100	64	100	62	0	190
	300	46	39	60	58	0	97

*This contest has been recounted in accordance with Election Law §9-208(4)

COUNTY COURT JUDGE
DEMOCRATIC PRIMARY
(VOTE FOR 3)
DETAIL

LEGISLATIVE DISTRICT OR TOWN	TOTAL VOTES	VAN H. WHITE	DOUGLAS A. RANDALL	CAROLINE EDWARDS- MORRISON	JULIE A. CIANCA	SCATTER	BLANK AND VOID
		A01	A02	A03	A04		
Leg. Dist. 29	639	138	73	113	77	0	238
	114	29	11	19	10	0	45
	426	83	46	74	49	0	174
	546	83	78	97	103	2	183
	180	39	25	33	13	0	70
	258	49	44	53	46	0	66
	300	55	27	44	34	0	140
Leg. Dist. 29	<u>5,109</u>	<u>955</u>	<u>619</u>	<u>894</u>	<u>696</u>	<u>2</u>	<u>1,943</u>
CITY	61,323	10,079	8,587	11,460	10,350	27	20,820
Brighton	735	97	157	188	186	1	106
	192	40	35	55	54	0	8
	546	87	113	123	135	0	88
	1,323	170	250	288	326	3	286
	453	57	95	105	123	2	71
	693	102	139	178	169	0	105
	288	33	61	70	65	0	59
	507	78	103	107	126	1	92
	456	79	99	111	110	0	57
	51	7	12	13	13	0	6
	576	91	110	141	133	4	97
	591	73	129	126	135	0	128
	312	57	70	84	67	0	34
	762	103	160	183	184	0	132
	723	91	164	169	169	0	130
	240	45	39	59	63	0	34
Brighton	8,448	1,210	1,736	2,000	2,058	11	1,433
Chili	111	23	23	30	27	0	8
	45	5	12	12	10	0	6
	54	8	12	13	8	0	13
	135	26	24	34	31	2	18
	78	12	15	17	16	0	18
	60	6	11	17	16	0	10
	78	6	17	16	19	0	20
	156	23	32	38	44	0	19
	45	10	6	9	10	0	10
	117	24	19	32	18	0	24
	165	29	34	45	40	0	17
	75	16	11	17	14	0	17
	156	21	30	45	40	0	20
Chili	1,275	209	246	325	293	2	200

*This contest has been recounted in accordance with Election Law §9-208(4)

COUNTY COURT JUDGE
DEMOCRATIC PRIMARY
(VOTE FOR 3)
DETAIL

LEGISLATIVE DISTRICT OR TOWN	TOTAL VOTES	VAN H. WHITE	DOUGLAS A. RANDALL	CAROLINE EDWARDS- MORRISON	JULIE A. CIANCA	SCATTER	BLANK AND VOID
		A01	A02	A03	A04		
Clarkson	111	15	22	31	31	0	12
	51	5	12	15	14	0	5
	18	3	3	4	4	0	4
	21	2	4	5	5	1	4
Clarkson	201	25	41	55	54	1	25
East Rochester	96	13	23	22	24	0	14
	123	16	26	32	37	0	12
East Rochester	219	29	49	54	61	0	26
Gates	123	26	15	30	30	1	21
	87	18	16	23	19	0	11
	132	28	30	33	25	0	16
	99	16	19	23	24	0	17
	105	19	20	26	21	0	19
	126	23	22	31	30	0	20
	111	23	22	21	21	0	24
	192	35	36	49	37	0	35
	147	31	29	29	25	0	33
Gates	1,122	219	209	265	232	1	196
Greece	171	24	31	40	35	1	40
	54	7	10	13	14	0	10
	78	12	17	14	23	1	11
	150	31	30	36	32	0	21
	258	47	49	61	55	2	44
	123	20	24	26	28	0	25
	117	14	26	25	27	0	25
	72	11	12	17	15	0	17
	99	16	23	26	23	0	11
	93	16	19	28	26	0	4
	135	27	30	28	29	0	21
	108	24	18	29	26	0	11
	117	18	24	25	31	0	19
	162	26	41	39	37	0	19
	138	25	18	30	31	1	33
	54	10	10	13	10	0	11
	135	24	28	31	34	0	18
	78	11	21	21	19	0	6
	45	7	9	12	13	0	4
	171	22	28	41	43	1	36
	66	13	14	16	17	0	6

*This contest has been recounted in accordance with Election Law §9-208(4)

COUNTY COURT JUDGE
DEMOCRATIC PRIMARY
(VOTE FOR 3)
DETAIL

LEGISLATIVE DISTRICT OR TOWN	TOTAL VOTES	VAN H. WHITE	DOUGLAS A. RANDALL	CAROLINE EDWARDS- MORRISON	JULIE A. CIANCA	SCATTER	BLANK AND VOID
		A01	A02	A03	A04		
Greece	126	24	32	34	24	0	12
	159	33	25	36	33	1	31
	306	36	70	74	81	0	45
	99	18	19	22	27	0	13
	66	11	9	17	17	3	9
	36	7	6	10	10	0	3
	12	4	2	3	2	0	1
Greece	3,228	538	645	767	762	10	506
Hamlin	48	5	8	9	12	0	14
	42	6	6	11	12	0	7
	69	15	10	16	19	0	9
	15	1	3	4	4	0	3
	33	8	5	7	6	0	7
Hamlin	207	35	32	47	53	0	40
Henrietta	201	34	46	56	54	0	11
	231	41	47	60	61	0	22
	246	46	46	59	63	0	32
	99	11	23	27	28	0	10
	177	20	42	49	50	0	16
	186	37	36	44	45	0	24
	138	33	32	37	33	0	3
	213	43	36	51	49	2	32
	222	31	56	62	62	1	10
	195	38	36	50	37	0	34
	93	17	16	21	25	0	14
	120	16	30	36	33	0	5
	246	37	49	69	65	0	26
Henrietta	2,367	404	495	621	605	3	239
Irondequoit	273	42	66	68	73	0	24
	513	73	106	123	117	1	93
	159	21	37	36	40	0	25
	345	50	71	87	82	0	55
	273	45	55	66	79	0	28
	186	31	35	42	45	1	32
	291	34	70	78	79	1	29
	129	22	23	27	27	0	30
	258	38	55	54	66	5	40
	117	13	30	24	32	1	17
	246	35	56	63	59	0	33

*This contest has been recounted in accordance with Election Law §9-208(4)

COUNTY COURT JUDGE
DEMOCRATIC PRIMARY
(VOTE FOR 3)
DETAIL

LEGISLATIVE DISTRICT OR TOWN	TOTAL VOTES	VAN H. WHITE	DOUGLAS A. RANDALL	CAROLINE EDWARDS- MORRISON	JULIE A. CIANCA	SCATTER	BLANK AND VOID
		A01	A02	A03	A04		
Irondequoit	210	46	36	44	43	0	41
	219	47	31	44	41	3	53
	60	14	7	14	12	0	13
Irondequoit	3,279	511	678	770	795	12	513
Mendon	171	18	42	51	45	0	15
	111	17	21	31	32	0	10
	87	8	19	19	26	0	15
Mendon	369	43	82	101	103	0	40
Ogden	120	16	25	36	33	0	10
	36	4	8	11	9	0	4
	48	9	8	13	10	0	8
	63	11	13	18	18	0	3
	42	5	11	9	10	0	7
	33	5	9	9	8	0	2
	45	7	9	11	12	0	6
	36	6	5	8	9	0	8
Ogden	423	63	88	115	109	0	48
Parma	54	6	13	10	16	0	9
	99	15	16	25	28	0	15
	33	6	7	7	8	0	5
	108	14	18	25	31	0	20
Parma	294	41	54	67	83	0	49
Penfield	54	7	9	15	14	0	9
	144	22	32	34	37	0	19
	45	2	6	14	13	0	10
	219	21	52	50	56	0	40
	213	22	48	58	52	0	33
	297	33	74	79	81	0	30
	129	12	25	34	37	0	21
	180	28	37	45	44	0	26
	147	16	39	39	37	0	16
	69	13	13	18	15	0	10
	144	22	33	37	37	0	15
Penfield	1,641	198	368	423	423	0	229
Perinton	165	18	38	42	49	0	18
	72	7	15	19	20	0	11
	246	35	46	70	66	0	29

*This contest has been recounted in accordance with Election Law §9-208(4)

COUNTY COURT JUDGE
DEMOCRATIC PRIMARY
(VOTE FOR 3)
DETAIL

LEGISLATIVE DISTRICT OR TOWN	TOTAL VOTES	VAN H. WHITE	DOUGLAS A. RANDALL	CAROLINE EDWARDS- MORRISON	JULIE A. CIANCA	SCATTER	BLANK AND VOID
		A01	A02	A03	A04		
Perinton	333	46	81	81	87	2	36
	213	23	47	54	62	0	27
	156	22	32	43	40	0	19
	138	16	35	29	33	0	25
	153	22	31	39	43	1	17
	153	21	33	37	40	0	22
	183	20	43	44	52	0	24
	153	21	32	43	40	0	17
	99	11	23	31	30	0	4
	141	24	33	34	35	0	15
	78	6	16	24	22	0	10
Perinton	2,283	292	505	590	619	3	274
Pittsford	147	11	31	35	44	1	25
	156	28	39	31	48	0	10
	141	21	33	31	41	0	15
	228	25	52	60	61	0	30
	255	23	64	70	76	0	22
	219	31	44	56	67	0	21
	270	30	68	76	72	0	24
	114	24	24	28	31	0	7
	189	22	39	47	51	0	30
	240	26	60	67	67	0	20
	78	8	20	22	22	0	6
Pittsford	2,037	249	474	523	580	1	210
Riga	81	9	20	21	24	0	7
	45	12	11	9	13	0	0
Riga	126	21	31	30	37	0	7
Rush	180	24	35	45	44	3	29
Rush	180	24	35	45	44	3	29
Sweden	105	12	20	24	27	0	22
	54	12	13	12	13	0	4
	93	15	19	27	27	0	5
	54	6	12	14	14	0	8
Sweden	306	45	64	77	81	0	39
Webster	99	16	16	29	25	0	13
	102	11	27	28	28	0	8
	78	10	15	21	20	0	12

*This contest has been recounted in accordance with Election Law §9-208(4)

COUNTY COURT JUDGE
DEMOCRATIC PRIMARY
(VOTE FOR 3)
DETAIL

LEGISLATIVE DISTRICT OR TOWN	TOTAL VOTES	VAN H. WHITE	DOUGLAS A. RANDALL	CAROLINE EDWARDS- MORRISON	JULIE A. CIANCA	SCATTER	BLANK AND VOID
		A01	A02	A03	A04		
Webster	174	28	28	45	46	0	27
	138	20	22	39	35	0	22
	234	31	59	61	53	0	30
	126	14	29	37	37	0	9
	66	3	14	18	15	0	16
	75	14	15	18	22	0	6
	117	18	32	25	31	0	11
	114	18	24	32	29	0	11
	54	6	13	16	17	0	2
	99	15	22	21	25	0	16
	225	31	49	54	65	0	26
	48	11	9	7	12	0	9
Webster	1,749	246	374	451	460	0	218
Wheatland	75	13	17	19	21	0	5
	51	6	9	14	11	0	11
	42	5	9	9	9	0	10
Wheatland	168	24	35	42	41	0	26
TOWNS	29,922	4,426	6,241	7,368	7,493	47	4,347
GRAND TOTAL:	91,245	14,505	14,828	18,828	17,843	74	25,167

*This contest has been recounted in accordance with Election Law §9-208(4)

COUNTY LEGISLATOR
14TH DISTRICT
DEMOCRATIC PRIMARY
SUMMARY

LEGISLATIVE DISTRICT OR TOWN	ELECTION DISTRICT	TOTAL VOTES	NELSON P. LOPATIN A05	SUSAN K. HUGHES-SMITH A06	SCATTER	BLANK AND VOID
Brighton		1,536	199	1,271	3	63
Henrietta		107	13	94	0	0
GRAND TOTAL:		<u>1,643</u>	<u>212</u>	<u>1,365</u>	<u>3</u>	<u>63</u>

COUNTY LEGISLATOR
14TH DISTRICT
DEMOCRATIC PRIMARY
DETAIL

LEGISLATIVE DISTRICT OR TOWN	ELECTION DISTRICT	TOTAL VOTES	NELSON P. LOPATIN A05	SUSAN K. HUGHES-SMITH A06	SCATTER	BLANK AND VOID
Brighton	1/13,17,31	245	24	209	0	12
	2/26,44	64	4	56	1	3
	3/8,18,29	182	30	141	0	11
	6/21	151	16	131	1	3
	12/19	170	25	141	0	4
	22/41,43	193	29	152	0	12
	28/38,39	197	30	160	1	6
	32/33,37,42	254	29	218	0	7
	36/45	80	12	63	0	5
Brighton		<u>1,536</u>	<u>199</u>	<u>1,271</u>	<u>3</u>	<u>63</u>
Henrietta	4	33	3	30	0	0
	11/23,34	74	10	64	0	0
Henrietta		<u>107</u>	<u>13</u>	<u>94</u>	<u>0</u>	<u>0</u>
GRAND TOTAL:		<u><u>1,643</u></u>	<u><u>212</u></u>	<u><u>1,365</u></u>	<u><u>3</u></u>	<u><u>63</u></u>

COUNTY LEGISLATOR
21ST DISTRICT
DEMOCRATIC PRIMARY
SUMMARY

LEGISLATIVE DISTRICT OR TOWN	TOTAL VOTES	RACHEL A. BARNHART A05	WANDA A. RIDGEWAY A06	SCATTER	BLANK AND VOID
Leg. Dist. 21	<u>2,778</u>	<u>1,652</u>	<u>910</u>	<u>3</u>	<u>213</u>
GRAND TOTAL:	<u>2,778</u>	<u>1,652</u>	<u>910</u>	<u>3</u>	<u>213</u>

COUNTY LEGISLATOR
21ST DISTRICT
DEMOCRATIC PRIMARY
DETAIL

LEGISLATIVE DISTRICT OR TOWN	ELECTION DISTRICT	TOTAL VOTES	RACHEL A. BARNHART A05	WANDA A. RIDGEWAY A06	SCATTER	BLANK AND VOID
Leg. Dist. 21						
	1/24	298	218	58	1	21
	2/5,14,20,23	385	228	136	1	20
	3/4,15,16	325	147	159	0	19
	6	133	89	34	0	10
	7	196	131	55	0	10
	8/17,18,26	300	162	111	1	26
	9	144	103	25	0	16
	10	194	150	25	0	19
	11/19,21	221	84	114	0	23
	12	247	179	56	0	12
	13	81	58	19	0	4
	22	103	37	54	0	12
	25/27	151	66	64	0	21
Leg. Dist. 21		2,778	1,652	910	3	213
GRAND TOTAL:		2,778	1,652	910	3	213

COUNTY LEGISLATOR
22ND DISTRICT
DEMOCRATIC PRIMARY
SUMMARY

LEGISLATIVE DISTRICT OR TOWN	TOTAL VOTES	MERCEDES V. SIMMONS A05	VINCENT R. FELDER A06	SCATTER	BLANK AND VOID
Leg. Dist. 22	<u>1,743</u>	<u>1,011</u>	<u>456</u>	<u>0</u>	<u>276</u>
GRAND TOTAL:	<u><u>1,743</u></u>	<u><u>1,011</u></u>	<u><u>456</u></u>	<u><u>0</u></u>	<u><u>276</u></u>

COUNTY LEGISLATOR
22ND DISTRICT
DEMOCRATIC PRIMARY
DETAIL

LEGISLATIVE DISTRICT OR TOWN	ELECTION DISTRICT	TOTAL VOTES	MERCEDES V. SIMMONS A05	VINCENT R. FELDER A06	SCATTER	BLANK AND VOID
Leg. Dist. 22						
	1/8,17,22	273	166	57	0	50
	2/13	77	28	34	0	15
	3	97	83	8	0	6
	4/16,19	144	99	31	0	14
	5	55	33	12	0	10
	6	73	33	23	0	17
	7	34	14	9	0	11
	9/10	120	62	40	0	18
	11/21	156	94	38	0	24
	12/23	103	51	34	0	18
	14/15	111	49	40	0	22
	18	50	28	11	0	11
	20/24	127	75	31	0	21
	25	164	101	40	0	23
	26	63	47	12	0	4
	27	96	48	36	0	12
Leg. Dist. 22		1,743	1,011	456	0	276
GRAND TOTAL:		1,743	1,011	456	0	276

COUNTY LEGISLATOR*
 24TH DISTRICT
 DEMOCRATIC PRIMARY
 SUMMARY

LEGISLATIVE DISTRICT OR TOWN	ELECTION DISTRICT	TOTAL VOTES	ALBERT A. BLANKLEY A05	RAJESH BARNABAS A06	SCATTER	BLANK AND VOID
Leg. Dist. 24		2,277	934	1,081	0	262
Brighton		1,034	581	423	1	29
GRAND TOTAL:		<u>3,311</u>	<u>1,515</u>	<u>1,504</u>	<u>1</u>	<u>291</u>

*This contest has been recounted in accordance with Election Law §9-208(4)

COUNTY LEGISLATOR*
24TH DISTRICT
DEMOCRATIC PRIMARY
DETAIL

LEGISLATIVE DISTRICT OR TOWN	ELECTION DISTRICT	TOTAL VOTES	ALBERT A. BLANKLEY	RAJESH BARNABAS	SCATTER	BLANK AND VOID
			A05	A06		
Leg. Dist. 24	1/13	376	149	185	0	42
	2/3,6,22,23	473	236	189	0	48
	4/10	397	144	223	0	30
	5/7,19,24	188	98	72	0	18
	8/9	145	62	59	0	24
	11/12,17	55	20	16	0	19
	14/20,21	235	73	142	0	20
	15	151	63	55	0	33
	16/18	257	89	140	0	28
Leg. Dist. 24		2,277	934	1,081	0	262
Brighton	4/5,9,25,27	441	215	222	0	4
	10	96	67	24	0	5
	14/20,23	152	79	66	1	6
	30	104	64	36	0	4
	35/40,46	241	156	75	0	10
Brighton		1,034	581	423	1	29
GRAND TOTAL:		3,311	1,515	1,504	1	291

*This contest has been recounted in accordance with Election Law §9-208(4)

COUNTY LEGISLATOR
25TH DISTRICT
DEMOCRATIC PRIMARY
SUMMARY

LEGISLATIVE DISTRICT OR TOWN	TOTAL VOTES	CAROLYN D. HOFFMAN A05	DORIAN L. HALL A06	KENNETH MUHAMMAD A07	SCATTER	BLANK AND VOID
Leg. Dist. 25	2,564	1,176	568	435	2	383
GRAND TOTAL:	2,564	1,176	568	435	2	383

COUNTY LEGISLATOR
25TH DISTRICT
DEMOCRATIC PRIMARY
DETAIL

LEGISLATIVE DISTRICT OR TOWN	ELECTION DISTRICT	TOTAL VOTES	CAROLYN D. HOFFMAN A05	DORIAN L. HALL A06	KENNETH MUHAMMAD A07	SCATTER	BLANK AND VOID
Leg. Dist. 25	1/9,22	330	165	61	46	0	58
	2	92	28	40	12	0	12
	3	147	55	40	30	2	20
	4/5,6,10,14,24	480	262	84	81	0	53
	7/13	231	72	87	32	0	40
	8	140	48	39	28	0	25
	11	54	20	14	11	0	9
	12/28	136	80	29	15	0	12
	15/18	213	69	47	63	0	34
	16	77	31	14	24	0	8
	17	93	26	21	29	0	17
	19	67	48	8	4	0	7
	20/25	264	138	41	34	0	51
	21	70	35	9	12	0	14
	23	9	7	2	0	0	0
	26/27	59	32	7	8	0	12
	29/30	102	60	25	6	0	11
Leg. Dist. 25		<u>2,564</u>	<u>1,176</u>	<u>568</u>	<u>435</u>	<u>2</u>	<u>383</u>
GRAND TOTAL:		<u><u>2,564</u></u>	<u><u>1,176</u></u>	<u><u>568</u></u>	<u><u>435</u></u>	<u><u>2</u></u>	<u><u>383</u></u>

COUNTY LEGISLATOR
28TH DISTRICT
DEMOCRATIC PRIMARY
SUMMARY

LEGISLATIVE DISTRICT OR TOWN	TOTAL VOTES	FRANK KEOPHETLASY A05	RICKY G. FRAZIER A06	SCATTER	BLANK AND VOID
Leg. Dist. 28	1,327	415	676	0	236
GRAND TOTAL:	1,327	415	676	0	236

COUNTY LEGISLATOR
28TH DISTRICT
DEMOCRATIC PRIMARY
DETAIL

LEGISLATIVE DISTRICT OR TOWN	ELECTION DISTRICT	TOTAL VOTES	FRANK KEOPHETLASY A05	RICKY G. FRAZIER A06	SCATTER	BLANK AND VOID
Leg. Dist. 28						
	1/2	128	34	69	0	25
	3	48	16	24	0	8
	4/10	86	29	42	0	15
	5	36	13	20	0	3
	6/18	194	55	115	0	24
	7/17	136	47	59	0	30
	8/19	69	24	29	0	16
	9/20	171	49	83	0	39
	11/13,14,15,16,22	324	108	158	0	58
	12	43	13	24	0	6
	21	92	27	53	0	12
Leg. Dist. 28		1,327	415	676	0	236
GRAND TOTAL:		1,327	415	676	0	236

COUNTY LEGISLATOR
29TH DISTRICT
DEMOCRATIC PRIMARY
SUMMARY

LEGISLATIVE DISTRICT OR TOWN	TOTAL VOTES	ERNEST S. FLAGLER A05	WILLIAM T. BURGESS A06	SCATTER	BLANK AND VOID
Leg. Dist. 29	<u>1,704</u>	<u>476</u>	<u>944</u>	<u>1</u>	<u>283</u>
GRAND TOTAL:	<u><u>1,704</u></u>	<u><u>476</u></u>	<u><u>944</u></u>	<u><u>1</u></u>	<u><u>283</u></u>

COUNTY LEGISLATOR
29TH DISTRICT
DEMOCRATIC PRIMARY
DETAIL

LEGISLATIVE DISTRICT OR TOWN	ELECTION DISTRICT	TOTAL VOTES	ERNEST S. FLAGLER A05	WILLIAM T. BURGESS A06	SCATTER	BLANK AND VOID
<u>Leg. Dist. 29</u>						
	1/2,20,26	199	59	96	0	44
	3/8,9	154	27	97	0	30
	4/6,11,14	257	68	152	0	37
	5/10	172	57	87	0	28
	7/17	100	18	66	0	16
	12/24	213	71	115	0	27
	13	38	12	20	0	6
	15/16,19	142	60	60	0	22
	18/21	183	23	136	1	23
	22	60	21	29	0	10
	23	86	25	46	0	15
	25/28	100	35	40	0	25
Leg. Dist. 29		1,704	476	944	1	283
GRAND TOTAL:		1,704	476	944	1	283

MAYOR
CITY OF ROCHESTER
DEMOCRATIC PRIMARY
SUMMARY

LEGISLATIVE DISTRICT OR TOWN	TOTAL VOTES	MALIK D. EVANS	LOVELY A. WARREN	SCATTER	BLANK AND VOID
		A08	A09		
Leg. Dist. 07	225	197	22	0	6
Leg. Dist. 16	3	3	0	0	0
Leg. Dist. 21	2,778	1,927	821	3	27
Leg. Dist. 22	1,743	764	925	0	54
Leg. Dist. 23	3,433	3,165	233	5	30
Leg. Dist. 24	2,277	2,082	167	9	19
Leg. Dist. 25	2,564	1,411	1,104	5	44
Leg. Dist. 26	1,285	946	324	2	13
Leg. Dist. 27	3,105	1,376	1,702	3	24
Leg. Dist. 28	1,327	655	652	0	20
Leg. Dist. 29	1,704	821	849	2	32
GRAND TOTAL:	<u>20,444</u>	<u>13,347</u>	<u>6,799</u>	<u>29</u>	<u>269</u>

MAYOR
CITY OF ROCHESTER
DEMOCRATIC PRIMARY
DETAIL

LEGISLATIVE DISTRICT OR TOWN	ELECTION DISTRICT	TOTAL VOTES	MALIK D. EVANS	LOVELY A. WARREN	SCATTER	BLANK AND VOID
			A08	A09		
Leg. Dist. 07						
	1	143	129	10	0	4
	2	82	68	12	0	2
Leg. Dist. 07		225	197	22	0	6
Leg. Dist. 16						
	1	3	3	0	0	0
Leg. Dist. 16		3	3	0	0	0
Leg. Dist. 21						
	1/24	298	267	28	0	3
	2/5,14,20,23	385	282	100	0	3
	3/4,15,16	325	173	150	0	2
	6	133	104	28	0	1
	7	196	138	55	0	3
	8/17,18,26	300	178	115	2	5
	9	144	140	4	0	0
	10	194	178	14	0	2
	11/19,21	221	85	131	1	4
	12	247	216	29	0	2
	13	81	62	19	0	0
	22	103	44	58	0	1
	25/27	151	60	90	0	1
Leg. Dist. 21		2,778	1,927	821	3	27
Leg. Dist. 22						
	1/8,17,22	273	108	161	0	4
	2/13	77	23	51	0	3
	3	97	63	25	0	9
	4/16,19	144	67	67	0	10
	5	55	21	32	0	2
	6	73	21	49	0	3
	7	34	9	21	0	4
	9/10	120	28	89	0	3
	11/21	156	87	66	0	3
	12/23	103	32	68	0	3
	14/15	111	34	73	0	4
	18	50	25	25	0	0
	20/24	127	32	92	0	3
	25	164	116	48	0	0
	26	63	57	5	0	1
	27	96	41	53	0	2
Leg. Dist. 22		1,743	764	925	0	54
Leg. Dist. 23						

MAYOR
CITY OF ROCHESTER
DEMOCRATIC PRIMARY
DETAIL

LEGISLATIVE DISTRICT OR TOWN	ELECTION DISTRICT	TOTAL VOTES	MALIK D. EVANS A08	LOVELY A. WARREN A09	SCATTER	BLANK AND VOID
Leg. Dist. 23	1/6,9,10,20	474	448	22	1	3
	2/3,11,28	428	395	29	1	3
	4/12,22	479	448	27	0	4
	5/7	192	179	12	0	1
	8/14	235	218	15	0	2
	13	108	99	8	0	1
	15/23,29	181	162	15	1	3
	16/18,19,27	500	457	34	1	8
	17	144	114	28	1	1
	21	150	145	5	0	0
	24	92	83	9	0	0
	25/26	450	417	29	0	4
Leg. Dist. 23		3,433	3,165	233	5	30
Leg. Dist. 24	1/13	376	355	18	1	2
	2/3,6,22,23	473	441	23	3	6
	4/10	397	375	17	1	4
	5/7,19,24	188	180	6	0	2
	8/9	145	137	7	1	0
	11/12,17	55	30	23	0	2
	14/20,21	235	213	21	0	1
	15	151	107	40	2	2
	16/18	257	244	12	1	0
Leg. Dist. 24		2,277	2,082	167	9	19
Leg. Dist. 25	1/9,22	330	210	113	1	6
	2	92	36	53	0	3
	3	147	56	90	0	1
	4/5,6,10,14,24	480	321	146	3	10
	7/13	231	66	162	0	3
	8	140	35	104	0	1
	11	54	24	30	0	0
	12/28	136	120	14	0	2
	15/18	213	76	134	0	3
	16	77	29	48	0	0
	17	93	25	67	0	1
	19	67	61	4	0	2
	20/25	264	174	83	0	7
	21	70	36	31	0	3
	23	9	7	2	0	0

MAYOR
CITY OF ROCHESTER
DEMOCRATIC PRIMARY
DETAIL

LEGISLATIVE DISTRICT OR TOWN	ELECTION DISTRICT	TOTAL VOTES	MALIK D. EVANS A08	LOVELY A. WARREN A09	SCATTER	BLANK AND VOID
Leg. Dist. 25						
	26/27	59	43	14	1	1
	29/30	102	92	9	0	1
Leg. Dist. 25		2,564	1,411	1,104	5	44
Leg. Dist. 26						
	1/13,14	311	270	37	0	4
	2/12,17	178	141	34	0	3
	3/4,5,11	244	196	46	1	1
	6	71	32	39	0	0
	7/8	146	88	58	0	0
	9	94	64	30	0	0
	10/15	170	92	74	0	4
	16	71	63	6	1	1
Leg. Dist. 26		1,285	946	324	2	13
Leg. Dist. 27						
	1/2,10,11	614	285	326	0	3
	3/7,12,16	495	255	235	0	5
	4/5,14	433	213	218	0	2
	6/17	277	91	182	0	4
	8/22	262	89	171	0	2
	9	186	114	68	1	3
	13/21	193	80	111	0	2
	15	141	45	94	1	1
	18	79	42	35	1	1
	19/23	276	95	181	0	0
	20	76	26	50	0	0
	25/26	73	41	31	0	1
Leg. Dist. 27		3,105	1,376	1,702	3	24
Leg. Dist. 28						
	1/2	128	49	77	0	2
	3	48	20	27	0	1
	4/10	86	37	48	0	1
	5	36	17	19	0	0
	6/18	194	115	76	0	3
	7/17	136	73	61	0	2
	8/19	69	26	42	0	1
	9/20	171	102	66	0	3
	11/13,14,15,16,22	324	149	168	0	7
	12	43	17	26	0	0
	21	92	50	42	0	0
Leg. Dist. 28		1,327	655	652	0	20

MAYOR
CITY OF ROCHESTER
DEMOCRATIC PRIMARY
DETAIL

LEGISLATIVE DISTRICT OR TOWN	ELECTION DISTRICT	TOTAL VOTES	MALIK D. EVANS A08	LOVELY A. WARREN A09	SCATTER	BLANK AND VOID
Leg. Dist. 29	1/2,20,26	199	69	124	0	6
	3/8,9	154	73	79	1	1
	4/6,11,14	257	150	103	0	4
	5/10	172	72	98	1	1
	7/17	100	74	25	0	1
	12/24	213	83	126	0	4
	13	38	14	24	0	0
	15/16,19	142	52	89	0	1
	18/21	183	141	40	0	2
	22	60	26	32	0	2
	23	86	29	49	0	8
	25/28	100	38	60	0	2
Leg. Dist. 29		<u>1,704</u>	<u>821</u>	<u>849</u>	<u>2</u>	<u>32</u>
GRAND TOTAL:		<u><u>20,444</u></u>	<u><u>13,347</u></u>	<u><u>6,799</u></u>	<u><u>29</u></u>	<u><u>269</u></u>

MEMBER OF CITY COUNCIL
AT LARGE
(VOTE FOR 5)
PART 1
DEMOCRATIC PRIMARY
SUMMARY

LEGISLATIVE DISTRICT OR TOWN	TOTAL VOTES	ANTHONY L. HALL, JR.	WILLIE J. LIGHTFOOT	STANLEY MARTIN	JAZZMYN IVERY	MITCH GRUBER	ALEXANDER WHITE	JASMIN D. REGGLER	PATRICIA MCGAHEE
		A10	A11	A12	A13	A14	A15	A16	A17
Leg. Dist. 07	1,125	47	78	62	33	84	48	34	54
Leg. Dist. 16	15	0	2	0	0	0	0	0	0
Leg. Dist. 21	13,890	678	1,221	989	509	1,229	545	518	611
Leg. Dist. 22	8,715	480	984	371	337	434	312	214	322
Leg. Dist. 23	17,165	587	1,041	1,231	582	2,011	799	641	710
Leg. Dist. 24	11,385	436	601	1,062	405	1,265	564	590	383
Leg. Dist. 25	12,820	633	1,441	720	513	957	443	455	591
Leg. Dist. 26	6,425	351	575	336	243	548	224	195	332
Leg. Dist. 27	15,525	854	2,072	852	618	1,205	481	428	895
Leg. Dist. 28	6,635	384	793	283	281	372	250	155	323
Leg. Dist. 29	8,520	428	997	384	350	521	299	235	429
GRAND TOTAL:	102,220	4,878	9,805	6,290	3,871	8,626	3,965	3,465	4,650

MEMBER OF CITY COUNCIL
AT LARGE
(VOTE FOR 5)
PART 2
DEMOCRATIC PRIMARY
SUMMARY

LEGISLATIVE DISTRICT OR TOWN	TOTAL VOTES	KIM SMITH A18	JONATHAN W. HARDIN A19	LUIS A. APONTE A20	MIGUEL A. MELENDEZ, JR. A21	VICTOR H. SANCHEZ A22	MIQUEL A. POWELL A23	BRITTAN HARDGERS A24	LETICIA D. ASTACIO A25	SCATTER	BLANK AND VOID
Leg. Dist. 07	1,125	57	45	54	68	34	22	15	36	0	354
Leg. Dist. 16	15	0	0	0	0	0	0	0	0	0	13
Leg. Dist. 21	13,890	868	175	377	823	765	280	483	593	13	3,213
Leg. Dist. 22	8,715	382	92	294	490	271	255	124	538	1	2,814
Leg. Dist. 23	17,165	1,208	269	465	1,289	1,077	290	582	354	9	4,020
Leg. Dist. 24	11,385	933	152	236	785	636	174	571	236	4	2,352
Leg. Dist. 25	12,820	747	152	291	648	469	270	374	676	8	3,432
Leg. Dist. 26	6,425	358	150	284	435	225	134	129	302	4	1,600
Leg. Dist. 27	15,525	972	168	337	867	352	362	389	994	15	3,664
Leg. Dist. 28	6,635	302	88	288	366	175	158	117	479	7	1,814
Leg. Dist. 29	8,520	397	96	350	530	280	203	152	547	4	2,318
GRAND TOTAL:	102,220	6,224	1,387	2,976	6,301	4,284	2,148	2,936	4,755	65	25,594

MEMBER OF CITY COUNCIL
 AT LARGE
 (VOTE FOR 5)
 PART 1
 DEMOCRATIC PRIMARY
 DETAIL

LEGISLATIVE DISTRICT OR TOWN	ELECTION DISTRICT	TOTAL VOTES	ANTHONY L. HALL, JR.	WILLIE J. LIGHTFOOT	STANLEY MARTIN	JAZZMYN IVERY	MITCH GRUBER	ALEXANDER WHITE	JASMIN D. REGGLER	PATRICIA MCGAHEE
			A10	A11	A12	A13	A14	A15	A16	A17
Leg. Dist. 07										
	1	715	30	48	44	18	60	28	23	35
	2	410	17	30	18	15	24	20	11	19
Leg. Dist. 07		1,125	47	78	62	33	84	48	34	54
Leg. Dist. 16										
	1	15	0	2	0	0	0	0	0	0
Leg. Dist. 16		15	0	2	0	0	0	0	0	0
Leg. Dist. 21										
	1/24	1,490	54	71	120	57	150	71	68	68
	2/5,14,20,23	1,925	110	169	158	71	175	71	79	79
	3/4,15,16	1,625	92	191	91	74	125	57	51	81
	6	665	34	46	54	20	51	36	33	26
	7	980	52	90	64	29	116	36	23	51
	8/17,18,26	1,500	67	147	105	49	119	58	51	62
	9	720	33	25	64	18	62	24	43	23
	10	970	28	55	72	37	133	41	26	45
	11/19,21	1,105	63	159	55	56	73	40	28	57
	12	1,235	69	76	91	36	117	57	44	51
	13	405	20	31	41	17	45	16	19	17
	22	515	31	62	26	20	24	15	21	13
	25/27	755	25	99	48	25	39	23	32	38
Leg. Dist. 21		13,890	678	1,221	989	509	1,229	545	518	611

MEMBER OF CITY COUNCIL
 AT LARGE
 (VOTE FOR 5)
 PART 1
 DEMOCRATIC PRIMARY
 DETAIL

LEGISLATIVE DISTRICT OR TOWN	ELECTION DISTRICT	TOTAL VOTES	ANTHONY L. HALL, JR. A10	WILLIE J. LIGHTFOOT A11	STANLEY MARTIN A12	JAZZMYN IVERY A13	MITCH GRUBER A14	ALEXANDER WHITE A15	JASMIN D. REGGLER A16	PATRICIA MCGAHEE A17
Leg. Dist. 22										
	1/8,17,22	1,365	74	189	51	73	68	51	29	57
	2/13	385	18	50	14	11	13	16	3	12
	3	485	14	24	15	8	15	9	2	6
	4/16,19	720	26	62	19	21	31	16	8	20
	5	275	16	35	10	12	7	8	4	10
	6	365	29	39	21	16	19	19	9	19
	7	170	23	14	4	5	1	4	6	3
	9/10	600	38	87	20	24	23	22	13	27
	11/21	780	38	78	42	20	38	22	19	31
	12/23	515	37	72	18	29	27	19	16	28
	14/15	555	25	73	19	18	21	20	12	23
	18	250	24	20	13	7	5	19	8	14
	20/24	635	40	86	25	28	24	25	17	25
	25	820	45	71	54	33	74	30	38	26
	26	315	16	19	18	15	38	11	14	7
	27	480	17	65	28	17	30	21	16	14
Leg. Dist. 22		8,715	480	984	371	337	434	312	214	322
Leg. Dist. 23										
	1/6,9,10,20	2,370	71	141	173	77	299	106	99	110
	2/3,11,28	2,140	77	125	188	67	224	91	98	89
	4/12,22	2,395	69	138	175	79	312	122	84	89

MEMBER OF CITY COUNCIL
 AT LARGE
 (VOTE FOR 5)
 PART 1
 DEMOCRATIC PRIMARY
 DETAIL

LEGISLATIVE DISTRICT OR TOWN	ELECTION DISTRICT	TOTAL VOTES	ANTHONY L. HALL, JR.	WILLIE J. LIGHTFOOT	STANLEY MARTIN	JAZZMYN IVERY	MITCH GRUBER	ALEXANDER WHITE	JASMIN D. REGGLER	PATRICIA MCGAHEE
			A10	A11	A12	A13	A14	A15	A16	A17
	1/9,22	1,650	84	158	106	62	166	38	55	73
	2	460	21	65	19	20	24	15	12	14
	3	735	39	119	20	29	59	28	25	44
	4/5,6,10,14,24	2,400	116	217	184	94	203	95	120	105
	7/13	1,155	70	179	40	41	49	41	23	51
	8	700	44	103	20	34	38	25	16	36
	11	270	10	41	8	13	19	6	7	16
	12/28	680	25	38	72	33	77	32	41	25
	15/18	1,065	45	150	38	58	66	34	23	47
	16	385	18	56	16	8	21	11	4	23
	17	465	29	69	15	11	25	11	8	27
	19	335	11	21	23	13	31	10	12	17
	20/25	1,320	69	125	80	52	88	53	51	67
	21	350	17	42	12	12	16	11	10	13
	23	45	2	3	7	6	5	0	2	0
	26/27	295	10	25	21	16	21	8	16	16
	29/30	510	23	30	39	11	49	25	30	17
Leg. Dist. 25		12,820	633	1,441	720	513	957	443	455	591
Leg. Dist. 26	1/13,14	1,555	77	110	90	57	131	59	58	94
	2/12,17	890	49	70	50	27	75	36	20	47
	3/4,5,11	1,220	61	104	63	47	115	37	47	63

MEMBER OF CITY COUNCIL
 AT LARGE
 (VOTE FOR 5)
 PART 1
 DEMOCRATIC PRIMARY
 DETAIL

LEGISLATIVE DISTRICT OR TOWN	ELECTION DISTRICT	TOTAL VOTES	ANTHONY L. HALL, JR.	WILLIE J. LIGHTFOOT	STANLEY MARTIN	JAZZMYN IVERY	MITCH GRUBER	ALEXANDER WHITE	JASMIN D. REGGLER	PATRICIA MCGAHEE
			A10	A11	A12	A13	A14	A15	A16	A17
	6	355	19	45	14	18	24	7	13	16
	7/8	730	50	85	35	34	49	28	13	34
	9	470	30	50	26	15	46	14	7	21
	10/15	850	51	92	39	40	71	28	24	36
	16	355	14	19	19	5	37	15	13	21
Leg. Dist. 26		6,425	351	575	336	243	548	224	195	332
Leg. Dist. 27	1/2,10,11	3,070	188	417	190	124	236	89	87	215
	3/7,12,16	2,475	123	298	155	107	210	68	74	134
	4/5,14	2,165	132	273	127	97	183	72	55	141
	6/17	1,385	70	200	65	46	73	35	29	65
	8/22	1,310	88	194	51	53	84	58	39	67
	9	930	43	100	52	23	108	38	25	58
	13/21	965	45	138	52	40	94	30	28	46
	15	705	39	107	34	31	58	23	21	35
	18	395	25	43	12	6	28	12	7	22
	19/23	1,380	65	194	80	54	92	39	40	78
	20	380	19	61	19	17	21	13	12	24
	25/26	365	17	47	15	20	18	4	11	10
Leg. Dist. 27		15,525	854	2,072	852	618	1,205	481	428	895
Leg. Dist. 28	1/2	640	42	79	21	32	24	20	18	31

MEMBER OF CITY COUNCIL
AT LARGE
(VOTE FOR 5)
PART 1
DEMOCRATIC PRIMARY
DETAIL

LEGISLATIVE DISTRICT OR TOWN	ELECTION DISTRICT	TOTAL VOTES	ANTHONY L. HALL, JR.	WILLIE J. LIGHTFOOT	STANLEY MARTIN	JAZZMYN IVERY	MITCH GRUBER	ALEXANDER WHITE	JASMIN D. REGGLER	PATRICIA MCGAHEE
			A10	A11	A12	A13	A14	A15	A16	A17
	3	240	14	26	7	6	9	7	5	12
	4/10	430	25	58	11	18	17	20	3	22
	5	180	10	26	10	9	15	6	5	10
	6/18	970	49	119	35	37	79	34	30	45
	7/17	680	48	82	31	33	38	36	18	40
	8/19	345	9	39	14	6	16	14	7	10
	9/20	855	53	94	49	39	51	30	23	41
	11/13,14,15,16,22	1,620	82	197	72	69	83	61	32	75
	12	215	16	29	6	10	12	5	5	16
	21	460	36	44	27	22	28	17	9	21
Leg. Dist. 28		6,635	384	793	283	281	372	250	155	323
Leg. Dist. 29	1/2,20,26	995	57	114	56	45	43	40	33	44
	3/8,9	770	38	88	26	21	36	21	22	38
	4/6,11,14	1,285	58	137	61	47	81	61	31	73
	5/10	860	49	106	40	38	49	30	22	40
	7/17	500	18	39	22	22	44	19	18	26
	12/24	1,065	52	152	42	52	54	24	27	71
	13	190	10	26	9	8	13	4	2	11
	15/16,19	710	45	100	27	28	30	25	18	22
	18/21	915	33	82	48	36	94	25	22	46
	22	300	20	41	13	12	10	14	8	12

MEMBER OF CITY COUNCIL
 AT LARGE
 (VOTE FOR 5)
 PART 1
 DEMOCRATIC PRIMARY
 DETAIL

LEGISLATIVE DISTRICT OR TOWN	ELECTION DISTRICT	TOTAL VOTES	ANTHONY L. HALL, JR. A10	WILLIE J. LIGHTFOOT A11	STANLEY MARTIN A12	JAZZMYN IVERY A13	MITCH GRUBER A14	ALEXANDER WHITE A15	JASMIN D. REGGLER A16	PATRICIA MCGAHEE A17
	23	430	25	42	20	24	36	19	20	16
	25/28	500	23	70	20	17	31	17	12	30
Leg. Dist. 29		8,520	428	997	384	350	521	299	235	429
GRAND TOTAL:		102,220	4,878	9,805	6,290	3,871	8,626	3,965	3,465	4,650

MEMBER OF CITY COUNCIL
AT LARGE
(VOTE FOR 5)
PART 2
DEMOCRATIC PRIMARY
DETAIL

LEGISLATIVE DISTRICT OR TOWN	ELECTION DISTRICT	TOTAL VOTES	KIM SMITH	JONATHAN W. HARDIN	LUIS A. APONTE	MIGUEL A. MELENDEZ, JR.	VICTOR H. SANCHEZ	MIQUEL A. POWELL	BRITTAN HARDGERS	LETICIA D. ASTACIO	SCATTER	BLANK AND VOID
			A18	A19	A20	A21	A22	A23	A24	A25		
Leg. Dist. 07	1	715	33	37	33	43	24	15	10	14	0	220
	2	410	24	8	21	25	10	7	5	22	0	134
Leg. Dist. 07		1,125	57	45	54	68	34	22	15	36	0	354
Leg. Dist. 16	1	15	0	0	0	0	0	0	0	0	0	13
Leg. Dist. 16		15	0	0	0	0	0	0	0	0	0	13
Leg. Dist. 21	1 /24	1,490	119	24	33	87	107	24	63	48	0	326
	2 /5,14,20,23	1,925	126	17	57	111	124	34	82	81	1	380
	3 /4,15,16	1,625	79	21	51	102	72	40	34	87	2	375
	6	665	57	6	17	37	44	18	34	18	0	134
	7	980	48	11	28	74	52	26	24	37	0	219
	8 /17,18,26	1,500	89	14	34	93	75	33	47	75	2	380
	9	720	63	9	12	41	46	16	41	10	0	190
	10	970	63	16	19	72	63	10	28	25	0	237
	11 /19,21	1,105	57	15	50	40	38	28	29	91	1	225
	12	1,235	78	19	36	65	76	21	46	33	3	317
	13	405	31	6	8	23	23	6	16	16	0	70
	22	515	21	6	19	28	17	10	16	29	1	156
	25 /27	755	37	11	13	50	28	14	23	43	3	204
Leg. Dist. 21		13,890	868	175	377	823	765	280	483	593	13	3,213
Leg. Dist. 22	1 /8,17,22	1,365	64	13	55	72	42	32	25	108	0	362
	2 /13	385	11	2	8	18	7	12	3	27	0	160
	3	485	5	2	29	28	23	8	2	20	0	275

MEMBER OF CITY COUNCIL
 AT LARGE
 (VOTE FOR 5)
 PART 2
 DEMOCRATIC PRIMARY
 DETAIL

LEGISLATIVE DISTRICT OR TOWN	ELECTION DISTRICT	TOTAL VOTES	KIM SMITH	JONATHAN W. HARDIN	LUIS A. APONTE	MIGUEL A. MELENDEZ, JR.	VICTOR H. SANCHEZ	MIQUEL A. POWELL	BRITTAN HARDGERS	LETICIA D. ASTACIO	SCATTER	BLANK AND VOID
			A18	A19	A20	A21	A22	A23	A24	A25		
Leg. Dist. 22												
	4 /16,19	720	14	4	37	52	31	9	7	37	0	326
	5	275	6	3	10	13	8	10	2	24	0	97
	6	365	20	10	4	16	11	4	7	13	0	109
	7	170	6	0	4	7	4	6	1	11	0	71
	9 /10	600	18	10	13	28	14	16	6	50	0	191
	11 /21	780	41	6	27	39	23	39	17	51	0	249
	12 /23	515	22	8	16	26	9	15	3	31	0	139
	14 /15	555	21	8	21	36	15	14	4	35	1	189
	18	250	15	0	11	12	7	14	1	11	0	69
	20 /24	635	28	5	18	33	8	26	11	51	0	185
	25	820	60	16	20	55	36	28	20	38	0	176
	26	315	22	2	5	34	21	11	9	5	0	68
	27	480	29	3	16	21	12	11	6	26	0	148
Leg. Dist. 22		8,715	382	92	294	490	271	255	124	538	1	2,814
Leg. Dist. 23												
	1 /6,9,10,20	2,370	182	37	58	190	153	34	84	47	2	507
	2 /3,11,28	2,140	173	22	51	145	134	35	98	45	2	476
	4 /12,22	2,395	164	44	71	192	159	34	68	36	2	557
	5 /7	960	83	19	24	51	50	18	49	23	2	238
	8 /14	1,175	67	16	29	70	56	22	50	26	0	299
	13	540	26	10	12	39	27	11	9	13	0	177
	15 /23,29	905	80	16	25	50	64	23	47	22	1	150
	16 /18,19,27	2,500	164	34	62	219	166	39	63	58	0	587
	17	720	59	11	20	36	42	14	32	21	0	119
	21	750	43	15	24	75	50	12	14	17	0	202

MEMBER OF CITY COUNCIL
AT LARGE
(VOTE FOR 5)
PART 2
DEMOCRATIC PRIMARY
DETAIL

LEGISLATIVE DISTRICT OR TOWN	ELECTION DISTRICT	TOTAL VOTES	KIM SMITH	JONATHAN W. HARDIN	LUIS A. APONTE	MIGUEL A. MELENDEZ, JR.	VICTOR H. SANCHEZ	MIQUEL A. POWELL	BRITTAN HARDGERS	LETICIA D. ASTACIO	SCATTER	BLANK AND VOID
			A18	A19	A20	A21	A22	A23	A24	A25		
Leg. Dist. 23	24	460	34	6	14	24	16	9	14	17	0	107
	25 /26	2,250	133	39	75	198	160	39	54	29	0	601
Leg. Dist. 23		17,165	1,208	269	465	1,289	1,077	290	582	354	9	4,020
Leg. Dist. 24	1 /13	1,880	148	18	33	138	101	26	88	29	0	418
	2 /3,6,22,23	2,365	208	33	46	187	133	35	118	32	1	460
	4 /10	1,985	165	27	38	129	113	35	115	60	1	364
	5 /7,19,24	940	73	9	25	84	62	20	37	11	0	205
	8 /9	725	67	14	27	53	33	8	31	20	0	131
	11 /12,17	275	17	8	8	17	12	7	4	10	0	80
	14 /20,21	1,175	101	10	22	65	85	14	76	26	0	221
	15	755	45	13	15	35	30	15	21	23	2	196
	16 /18	1,285	109	20	22	77	67	14	81	25	0	277
Leg. Dist. 24		11,385	933	152	236	785	636	174	571	236	4	2,352
Leg. Dist. 25	1 /9,22	1,650	92	11	43	99	86	28	50	70	1	428
	2	460	20	5	12	21	10	10	15	23	1	153
	3	735	43	7	11	25	16	17	9	56	0	188
	4 /5,6,10,14,24	2,400	164	36	48	126	121	54	98	96	1	522
	7 /13	1,155	59	15	20	38	14	37	20	87	0	371
	8	700	42	8	10	25	9	8	9	55	0	218
	11	270	17	3	10	13	7	6	5	14	0	75
	12 /28	680	49	9	15	55	32	12	36	19	0	110
	15 /18	1,065	50	15	16	49	16	21	21	82	2	332
	16	385	15	5	16	21	11	9	6	31	0	114

MEMBER OF CITY COUNCIL
 AT LARGE
 (VOTE FOR 5)
 PART 2
 DEMOCRATIC PRIMARY
 DETAIL

LEGISLATIVE DISTRICT OR TOWN	ELECTION DISTRICT	TOTAL VOTES	KIM SMITH	JONATHAN W. HARDIN	LUIS A. APONTE	MIGUEL A. MELENDEZ, JR.	VICTOR H. SANCHEZ	MIQUEL A. POWELL	BRITTAN HARDGERS	LETICIA D. ASTACIO	SCATTER	BLANK AND VOID
			A18	A19	A20	A21	A22	A23	A24	A25		
Leg. Dist. 25												
	17	465	21	0	6	27	6	6	9	37	0	158
	19	335	18	8	12	23	18	8	10	13	0	87
	20 /25	1,320	67	16	43	71	59	34	35	59	0	351
	21	350	21	6	15	17	10	8	6	21	0	113
	23	45	3	0	0	3	6	0	4	1	0	3
	26 /27	295	22	4	4	10	15	5	12	5	2	83
	29 /30	510	44	4	10	25	33	7	29	7	1	126
Leg. Dist. 25		12,820	747	152	291	648	469	270	374	676	8	3,432
Leg. Dist. 26												
	1 /13,14	1,555	99	64	60	96	59	15	34	46	0	406
	2 /12,17	890	48	32	44	67	36	23	17	38	0	211
	3 /4,5,11	1,220	70	15	54	84	44	22	16	57	3	318
	6	355	28	2	16	22	13	7	9	28	0	74
	7 /8	730	33	10	51	47	24	24	18	35	1	159
	9	470	19	6	22	36	20	11	9	29	0	109
	10 /15	850	41	7	28	54	18	23	19	58	0	221
	16	355	20	14	9	29	11	9	7	11	0	102
Leg. Dist. 26		6,425	358	150	284	435	225	134	129	302	4	1,600
Leg. Dist. 27												
	1 /2,10,11	3,070	234	32	65	145	64	76	85	214	2	607
	3 /7,12,16	2,475	176	22	42	163	64	47	76	146	0	570
	4 /5,14	2,165	138	26	49	138	45	45	60	133	0	451
	6 /17	1,385	71	9	31	77	32	33	37	94	1	417
	8 /22	1,310	58	18	33	60	30	37	24	85	2	329
	9	930	63	15	12	78	27	12	25	38	1	212

MEMBER OF CITY COUNCIL
 AT LARGE
 (VOTE FOR 5)
 PART 2
 DEMOCRATIC PRIMARY
 DETAIL

LEGISLATIVE DISTRICT OR TOWN	ELECTION DISTRICT	TOTAL VOTES	KIM SMITH	JONATHAN W. HARDIN	LUIS A. APONTE	MIGUEL A. MELENDEZ, JR.	VICTOR H. SANCHEZ	MIQUEL A. POWELL	BRITTAN HARDGERS	LETICIA D. ASTACIO	SCATTER	BLANK AND VOID
			A18	A19	A20	A21	A22	A23	A24	A25		
Leg. Dist. 27												
	13 /21	965	70	11	22	48	25	21	23	64	0	208
	15	705	38	8	17	33	14	21	14	53	1	158
	18	395	14	7	19	23	12	15	3	21	5	121
	19 /23	1,380	69	12	28	67	23	34	33	100	3	369
	20	380	18	4	4	20	6	11	4	29	0	98
	25 /26	365	23	4	15	15	10	10	5	17	0	124
Leg. Dist. 27		15,525	972	168	337	867	352	362	389	994	15	3,664
Leg. Dist. 28												
	1 /2	640	32	6	20	36	17	23	10	40	0	189
	3	240	9	1	17	16	10	5	3	24	1	68
	4 /10	430	15	4	15	13	6	9	4	32	1	157
	5	180	10	1	13	8	2	1	2	11	0	41
	6 /18	970	40	18	35	66	31	21	16	67	1	247
	7 /17	680	33	12	38	39	18	13	12	41	0	148
	8 /19	345	11	4	21	17	11	10	6	27	0	123
	9 /20	855	36	15	34	42	27	24	19	66	0	212
	11 /13,14,15,16,22	1,620	76	19	69	87	38	43	26	118	2	471
	12	215	11	2	6	17	4	3	4	25	1	43
	21	460	29	6	20	25	11	6	15	28	1	115
Leg. Dist. 28		6,635	302	88	288	366	175	158	117	479	7	1,814
Leg. Dist. 29												
	1 /2,20,26	995	45	8	20	47	26	24	20	63	0	310
	3 /8,9	770	33	12	39	51	25	13	15	46	0	246
	4 /6,11,14	1,285	63	17	65	82	46	41	28	75	1	318
	5 /10	860	35	11	41	52	29	29	5	71	0	213

MEMBER OF CITY COUNCIL
AT LARGE
(VOTE FOR 5)
PART 2
DEMOCRATIC PRIMARY
DETAIL

LEGISLATIVE DISTRICT OR TOWN	ELECTION DISTRICT	TOTAL VOTES	KIM SMITH	JONATHAN W. HARDIN	LUIS A. APONTE	MIGUEL A. MELENDEZ, JR.	VICTOR H. SANCHEZ	MIQUEL A. POWELL	BRITTAN HARDGERS	LETICIA D. ASTACIO	SCATTER	BLANK AND VOID
			A18	A19	A20	A21	A22	A23	A24	A25		
Leg. Dist. 29	7 /17	500	35	14	15	41	23	6	9	28	2	119
	12 /24	1,065	49	9	50	57	28	22	21	91	0	264
	13	190	8	0	6	11	4	5	6	13	0	54
	15 /16,19	710	28	6	30	35	14	22	10	56	1	213
	18 /21	915	49	6	31	78	32	18	24	38	0	253
	22	300	11	3	12	9	11	6	4	19	0	95
	23	430	15	4	26	39	22	14	5	24	0	79
	25 /28	500	26	6	15	28	20	3	5	23	0	154
Leg. Dist. 29		<u>8,520</u>	<u>397</u>	<u>96</u>	<u>350</u>	<u>530</u>	<u>280</u>	<u>203</u>	<u>152</u>	<u>547</u>	<u>4</u>	<u>2,318</u>
GRAND TOTAL:		<u>102,220</u>	<u>6,224</u>	<u>1,387</u>	<u>2,976</u>	<u>6,301</u>	<u>4,284</u>	<u>2,148</u>	<u>2,936</u>	<u>4,755</u>	<u>65</u>	<u>25,594</u>

COMMISSIONER OF SCHOOLS
CITY OF ROCHESTER
(VOTE FOR 3)
DEMOCRATIC PRIMARY
SUMMARY

LEGISLATIVE DISTRICT OR TOWN	TOTAL VOTES	DESJAMEBRA ROBINSON A26	JOSHUA P. BAUROTH A27	CLIFFORD A. FLORENCE A28	JAMES L. PATTERSON A29	CYNTHIA A. ELLIOTT A30	JOSEPH KLEIN A31	CAMILLE A. SIMMONS A32	TATIANA L. WELCH A33	CLIANDA A. YARDE A34	SCATTER	BLANK AND VOID
Leg. Dist. 07	675	41	50	25	66	80	57	71	36	15	0	234
Leg. Dist. 16	9	0	0	0	0	0	0	0	0	0	0	9
Leg. Dist. 21	8,334	494	816	522	893	1,098	557	1,148	520	265	4	2,017
Leg. Dist. 22	5,229	303	181	437	455	864	218	604	274	170	0	1,723
Leg. Dist. 23	10,299	576	1,446	318	1,364	904	988	1,372	506	265	12	2,548
Leg. Dist. 24	6,831	340	1,134	204	695	590	457	1,030	376	240	4	1,761
Leg. Dist. 25	7,692	521	512	558	677	1,172	372	1,080	499	243	3	2,055
Leg. Dist. 26	3,855	214	265	247	432	546	281	488	230	146	2	1,004
Leg. Dist. 27	9,315	689	484	876	850	1,633	516	1,314	540	294	10	2,109
Leg. Dist. 28	3,981	286	243	293	414	616	246	490	277	124	2	990
Leg. Dist. 29	5,112	299	262	404	600	852	250	638	311	155	2	1,339
GRAND TOTAL:	61,332	3,763	5,393	3,884	6,446	8,355	3,942	8,235	3,569	1,917	39	15,789

COMMISSIONER OF SCHOOLS
CITY OF ROCHESTER
(VOTE FOR 3)
DEMOCRATIC PRIMARY
DETAIL

LEGISLATIVE DISTRICT OR TOWN	ELECTION DISTRICT	TOTAL VOTES	DESJAMEBRA	JOSHUA	CLIFFORD	JAMES	CYNTHIA	JOSEPH	CAMILLE	TATIANA	CLIANDA	SCATTER	BLANK
			ROBINSON	P. BAUROTH	A. FLORENCE	L. PATTERSON	A. ELLIOTT	KLEIN	A. SIMMONS	L. WELCH	A. YARDE		AND VOID
			A26	A27	A28	A29	A30	A31	A32	A33	A34		
Leg. Dist. 07													
	1	429	30	35	10	45	45	41	53	16	9	0	145
	2	246	11	15	15	21	35	16	18	20	6	0	89
Leg. Dist. 07		675	41	50	25	66	80	57	71	36	15	0	234
Leg. Dist. 16													
	1	9	0	0	0	0	0	0	0	0	0	0	9
Leg. Dist. 16		9	0	0	0	0	0	0	0	0	0	0	9
Leg. Dist. 21													
	1/24	894	54	104	30	108	88	72	125	59	31	0	223
	2/5,14,20,23	1,155	61	118	80	141	143	69	172	82	40	0	249
	3/4,15,16	975	61	50	84	100	165	54	127	61	36	0	237
	6	399	24	43	19	28	51	34	61	34	11	0	94
	7	588	30	84	32	71	73	37	89	25	24	0	123
	8/17,18,26	900	66	79	58	90	136	32	121	48	20	3	247
	9	432	31	52	16	32	35	21	60	28	22	0	135
	10	582	25	74	21	59	57	89	64	26	20	1	146
	11/19,21	663	32	26	67	70	135	44	92	53	23	0	121
	12	741	37	108	32	96	74	50	90	46	12	0	196
	13	243	13	30	13	26	30	15	37	9	10	0	60
	22	309	23	21	26	31	44	13	45	18	9	0	79
	25/27	453	37	27	44	41	67	27	65	31	7	0	107
Leg. Dist. 21		8,334	494	816	522	893	1,098	557	1,148	520	265	4	2,017

COMMISSIONER OF SCHOOLS
CITY OF ROCHESTER
(VOTE FOR 3)
DEMOCRATIC PRIMARY
DETAIL

LEGISLATIVE DISTRICT OR TOWN	ELECTION DISTRICT	TOTAL VOTES	DESJAMEBRA	JOSHUA	CLIFFORD	JAMES	CYNTHIA	JOSEPH	CAMILLE	TATIANA	CLIANDA	SCATTER	BLANK
			ROBINSON	P. BAUROTH	A. FLORENCE	L. PATTERSON	A. ELLIOTT	KLEIN	A. SIMMONS	L. WELCH	A. YARDE		AND VOID
			A26	A27	A28	A29	A30	A31	A32	A33	A34		
Leg. Dist. 22	1/8,17,22	819	49	18	74	90	150	27	111	43	30	0	227
	2/13	231	19	5	17	14	41	11	19	4	6	0	95
	3	291	7	6	21	15	26	11	13	6	6	0	180
	4/16,19	432	17	2	33	31	54	9	40	17	10	0	219
	5	165	8	3	12	15	28	7	17	15	5	0	55
	6	219	15	10	21	21	42	5	26	9	6	0	64
	7	102	3	2	18	5	19	4	10	6	4	0	31
	9/10	360	18	7	39	30	79	7	41	25	15	0	99
	11/21	468	21	20	37	33	76	13	62	34	14	0	158
	12/23	309	23	9	22	25	54	21	43	15	9	0	88
	14/15	333	23	12	32	28	63	13	41	16	11	0	94
	18	150	7	9	13	8	35	6	12	15	11	0	34
	20/24	381	34	13	40	33	75	8	47	14	14	0	103
	25	492	23	36	32	49	60	39	68	29	16	0	140
	26	189	16	16	4	25	12	29	25	9	3	0	50
	27	288	20	13	22	33	50	8	29	17	10	0	86
Leg. Dist. 22		5,229	303	181	437	455	864	218	604	274	170	0	1,723
Leg. Dist. 23	1/6,9,10,20	1,422	89	222	24	169	116	167	201	69	34	1	330
	2/3,11,28	1,284	83	170	45	125	121	105	176	74	44	3	338
	4/12,22	1,437	61	242	38	191	115	172	184	50	36	4	344
	5/7	576	34	70	19	62	50	47	66	42	22	0	164

COMMISSIONER OF SCHOOLS
CITY OF ROCHESTER
(VOTE FOR 3)
DEMOCRATIC PRIMARY
DETAIL

LEGISLATIVE DISTRICT OR TOWN	ELECTION DISTRICT	TOTAL VOTES	DESJAMEBRA	JOSHUA	CLIFFORD	JAMES	CYNTHIA	JOSEPH	CAMILLE	TATIANA	CLIANDA	SCATTER	BLANK
			ROBINSON	P. BAUROTH	A. FLORENCE	L. PATTERSON	A. ELLIOTT	KLEIN	A. SIMMONS	L. WELCH	A. YARDE		AND VOID
			A26	A27	A28	A29	A30	A31	A32	A33	A34		
Leg. Dist. 23	8/14	705	35	81	28	77	59	71	97	35	23	1	198
	13	324	15	40	5	31	27	49	37	9	3	1	107
	15/23,29	543	42	61	25	50	55	44	87	40	25	1	113
	16/18,19,27	1,500	106	194	54	209	138	114	195	76	32	0	382
	17	432	28	47	22	53	63	24	66	40	11	1	77
	21	450	26	58	15	62	40	49	52	17	7	0	124
	24	276	11	28	12	41	21	23	40	19	6	0	75
	25/26	1,350	46	233	31	294	99	123	171	35	22	0	296
Leg. Dist. 23		10,299	576	1,446	318	1,364	904	988	1,372	506	265	12	2,548
Leg. Dist. 24	1/13	1,128	56	214	31	110	77	73	176	56	35	0	300
	2/3,6,22,23	1,419	54	261	34	142	98	111	218	72	51	1	377
	4/10	1,191	54	219	26	118	109	75	191	68	46	2	283
	5/7,19,24	564	26	99	18	64	38	50	82	29	23	0	135
	8/9	435	20	58	10	49	53	34	58	18	15	0	120
	11/12,17	165	10	13	15	18	23	8	18	12	6	0	42
	14/20,21	705	45	108	22	69	64	39	120	46	22	1	169
	15	453	32	39	27	47	64	27	51	29	17	0	120
	16/18	771	43	123	21	78	64	40	116	46	25	0	215
Leg. Dist. 24		6,831	340	1,134	204	695	590	457	1,030	376	240	4	1,761
Leg. Dist. 25	1/9,22	990	64	85	57	87	125	50	145	61	36	0	280

COMMISSIONER OF SCHOOLS
CITY OF ROCHESTER
(VOTE FOR 3)
DEMOCRATIC PRIMARY
DETAIL

LEGISLATIVE DISTRICT OR TOWN	ELECTION DISTRICT	TOTAL VOTES	DESJAMEBRA	JOSHUA	CLIFFORD	JAMES	CYNTHIA	JOSEPH	CAMILLE	TATIANA	CLIANDA	SCATTER	BLANK
			ROBINSON	P. BAUROTH	A. FLORENCE	L. PATTERSON	A. ELLIOTT	KLEIN	A. SIMMONS	L. WELCH	A. YARDE		AND VOID
			A26	A27	A28	A29	A30	A31	A32	A33	A34		
Leg. Dist. 25													
	2	276	14	7	23	19	50	9	32	25	4	0	93
	3	441	37	16	53	37	78	15	68	25	11	0	101
	4/5,6,10,14,24	1,440	101	128	93	140	183	81	217	90	52	1	354
	7/13	693	43	23	67	67	124	15	87	46	18	0	203
	8	420	19	11	43	41	81	8	59	21	16	1	120
	11	162	11	3	18	12	32	4	28	11	7	0	36
	12/28	408	32	50	13	42	50	28	68	28	17	0	80
	15/18	639	61	19	65	61	110	29	82	41	18	0	153
	16	231	19	5	24	20	45	12	29	13	4	0	60
	17	279	18	3	24	19	56	9	30	21	8	0	91
	19	201	12	25	7	20	23	20	29	12	9	0	44
	20/25	792	42	59	45	58	110	55	107	62	24	0	230
	21	210	15	9	7	15	39	13	27	15	8	0	62
	23	27	3	7	1	2	2	0	7	1	0	1	3
	26/27	177	10	17	8	22	26	13	21	8	3	0	49
	29/30	306	20	45	10	15	38	11	44	19	8	0	96
Leg. Dist. 25		7,692	521	512	558	677	1,172	372	1,080	499	243	3	2,055
Leg. Dist. 26													
	1/13,14	933	34	77	46	106	126	82	122	49	30	1	260
	2/12,17	534	27	45	39	77	62	43	64	29	10	0	138
	3/4,5,11	732	44	48	39	77	112	56	79	45	36	0	196
	6	213	17	10	18	22	36	11	28	14	10	0	47

COMMISSIONER OF SCHOOLS
CITY OF ROCHESTER
(VOTE FOR 3)
DEMOCRATIC PRIMARY
DETAIL

LEGISLATIVE DISTRICT OR TOWN	ELECTION DISTRICT	TOTAL VOTES	DESJAMEBRA	JOSHUA	CLIFFORD	JAMES	CYNTHIA	JOSEPH	CAMILLE	TATIANA	CLIANDA	SCATTER	BLANK
			ROBINSON	P. BAUROTH	A. FLORENCE	L. PATTERSON	A. ELLIOTT	KLEIN	A. SIMMONS	L. WELCH	A. YARDE		AND VOID
			A26	A27	A28	A29	A30	A31	A32	A33	A34		
Leg. Dist. 26													
	7/8	438	32	19	40	53	75	18	65	30	23	0	83
	9	282	17	18	23	25	42	18	33	20	7	0	79
	10/15	510	35	31	32	45	70	37	71	34	23	1	131
	16	213	8	17	10	27	23	16	26	9	7	0	70
Leg. Dist. 26		3,855	214	265	247	432	546	281	488	230	146	2	1,004
Leg. Dist. 27													
	1/2,10,11	1,842	146	98	183	160	347	94	279	104	65	5	361
	3/7,12,16	1,485	121	83	116	144	222	82	236	95	40	0	346
	4/5,14	1,299	89	65	114	123	225	94	194	78	44	0	273
	6/17	831	58	33	89	65	156	37	99	39	25	0	230
	8/22	786	60	27	93	72	157	34	105	55	15	0	168
	9	558	31	49	41	50	79	52	75	27	24	0	130
	13/21	579	43	30	48	60	102	37	89	32	17	0	121
	15	423	35	22	53	39	78	20	52	27	12	0	85
	18	237	16	11	16	28	39	13	25	9	11	0	69
	19/23	828	54	46	81	66	157	26	114	42	29	5	208
	20	228	23	10	20	20	45	8	21	15	7	0	59
	25/26	219	13	10	22	23	26	19	25	17	5	0	59
Leg. Dist. 27		9,315	689	484	876	850	1,633	516	1,314	540	294	10	2,109
Leg. Dist. 28													
	1/2	384	36	10	21	40	68	19	41	30	13	0	106
	3	144	15	9	15	14	22	4	16	8	2	0	39

COMMISSIONER OF SCHOOLS
CITY OF ROCHESTER
(VOTE FOR 3)
DEMOCRATIC PRIMARY
DETAIL

LEGISLATIVE DISTRICT OR TOWN	ELECTION DISTRICT	TOTAL VOTES	DESJAMEBRA	JOSHUA	CLIFFORD	JAMES	CYNTHIA	ELLIOTT	JOSEPH	CAMILLE	TATIANA	CLIANDA	SCATTER	BLANK AND VOID
			ROBINSON A26	P. BAUROTH A27	A. FLORENCE A28	L. PATTERSON A29	A. ELLIOTT A30	KLEIN A31	A. SIMMONS A32	L. WELCH A33	A. YARDE A34			
Leg. Dist. 28														
	4/10	258	12	12	20	30	40	14	22	20	5	0	83	
	5	108	4	10	10	14	19	7	18	7	3	0	16	
	6/18	582	29	46	43	59	79	43	80	39	19	1	144	
	7/17	408	40	28	27	45	71	32	56	27	10	0	72	
	8/19	207	8	13	15	21	28	8	25	8	8	0	73	
	9/20	513	36	40	38	50	79	28	67	36	13	0	126	
	11/13,14,15,16,22	972	69	41	73	101	154	64	119	68	38	0	245	
	12	129	11	5	7	9	21	11	14	17	8	1	25	
	21	276	26	29	24	31	35	16	32	17	5	0	61	
Leg. Dist. 28		3,981	286	243	293	414	616	246	490	277	124	2	990	
Leg. Dist. 29														
	1/2,20,26	597	33	22	51	62	95	29	73	39	25	0	168	
	3/8,9	462	20	24	37	51	74	15	55	31	12	0	143	
	4/6,11,14	771	48	39	56	97	119	48	105	54	16	0	189	
	5/10	516	26	21	60	70	88	18	64	30	11	0	128	
	7/17	300	19	23	16	31	39	28	40	19	11	0	74	
	12/24	639	41	19	57	72	130	24	70	41	20	0	165	
	13	114	8	3	12	12	21	3	12	8	2	0	33	
	15/16,19	426	24	6	34	39	81	15	63	31	8	1	124	
	18/21	549	27	60	26	82	78	27	81	25	14	1	128	
	22	180	10	6	17	16	29	9	17	10	11	0	55	
	23	258	24	19	25	33	35	19	31	12	15	0	45	

COMMISSIONER OF SCHOOLS
CITY OF ROCHESTER
(VOTE FOR 3)
DEMOCRATIC PRIMARY
DETAIL

LEGISLATIVE DISTRICT OR TOWN	ELECTION DISTRICT	TOTAL VOTES	DESJAMEBRA ROBINSON A26	JOSHUA P. BAUROTH A27	CLIFFORD A. FLORENCE A28	JAMES L. PATTERSON A29	CYNTHIA A. ELLIOTT A30	JOSEPH KLEIN A31	CAMILLE A. SIMMONS A32	TATIANA L. WELCH A33	CLIANDA A. YARDE A34	SCATTER	BLANK AND VOID
Leg. Dist. 29	25/28	300	19	20	13	35	63	15	27	11	10	0	87
Leg. Dist. 29		5,112	299	262	404	600	852	250	638	311	155	2	1,339
GRAND TOTAL:		61,332	3,763	5,393	3,884	6,446	8,355	3,942	8,235	3,569	1,917	39	15,789

TOWN OF BRIGHTON
MEMBER OF TOWN COUNCIL
(VOTE FOR 2)
DEMOCRATIC PRIMARY

LEGISLATIVE DISTRICT OR TOWN	ELECTION DISTRICT	TOTAL VOTES	JACLYN RICHARD A07	ROBIN R. WILT A08	CHRISTINE E CORRADO A09	SCATTER	BLANK AND VOID
Brighton	1/13,17,31	490	118	147	183	0	42
	2/26,44	128	20	52	46	0	10
	3/8,18,29	364	84	109	122	0	49
	4/5,9,25,27	882	168	282	326	4	102
	6/21	302	67	98	115	0	22
	7/11,15,24,34	460	82	178	150	0	50
	10	192	38	56	82	0	16
	12/19	340	87	93	128	0	32
	14/20,23	306	64	101	110	1	30
	16	38	5	14	16	0	3
	22/41,43	386	95	117	130	0	44
	28/38,39	394	88	118	142	1	45
	30	208	47	73	60	1	27
	32/33,37,42	508	111	156	195	0	46
	35/40,46	482	139	116	181	1	45
	36/45	160	38	56	43	0	23
Brighton		<u>5,640</u>	<u>1,251</u>	<u>1,766</u>	<u>2,029</u>	<u>8</u>	<u>586</u>
GRAND TOTAL:		<u><u>5,640</u></u>	<u><u>1,251</u></u>	<u><u>1,766</u></u>	<u><u>2,029</u></u>	<u><u>8</u></u>	<u><u>586</u></u>

TOWN OF HAMLIN
MEMBER OF TOWN COUNCIL
(VOTE FOR 2)
REPUBLICAN PRIMARY

LEGISLATIVE DISTRICT OR TOWN	ELECTION DISTRICT	TOTAL VOTES	ANGEL MALE B01	JENNIFER GOODRICH VOELKL B02	AUSTIN F. WARNER, 3RD B03	JASON M. BAXTER B04	SCATTER	BLANK AND VOID
Hamlin	1 /6,8	192	53	44	43	34	0	18
	2 /5	220	62	56	52	29	0	21
	3 /7	312	62	91	86	45	2	26
	4	90	29	28	16	11	0	6
	9 /10	210	49	51	62	37	1	10
Hamlin		<u>1,024</u>	<u>255</u>	<u>270</u>	<u>259</u>	<u>156</u>	<u>3</u>	<u>81</u>
GRAND TOTAL:		<u>1,024</u>	<u>255</u>	<u>270</u>	<u>259</u>	<u>156</u>	<u>3</u>	<u>81</u>

TOWN OF RUSH
 MEMBER OF TOWN COUNCIL
 (VOTE FOR 2)
 REPUBLICAN PRIMARY

LEGISLATIVE DISTRICT OR TOWN	ELECTION DISTRICT	TOTAL VOTES	RYAN M. LANG B01	JAMES KOLB B02	DANIEL J. CHASE B03	SCATTER	BLANK AND VOID
Rush	1/2,3,4	638	151	172	188	1	126
GRAND TOTAL:		638	151	172	188	1	126

TOWN OF RUSH
TOWN SUPERVISOR
CONSERVATIVE PRIMARY

LEGISLATIVE DISTRICT OR TOWN	ELECTION DISTRICT	TOTAL VOTES	PHYLLIS P. WICKERHAM C01	TED D. BARNETT C02	SCATTER	BLANK AND VOID
Rush	1/2,3,4	28	22	5	0	1
GRAND TOTAL:		28	22	5	0	1

TOWN OF RUSH
MEMBER OF TOWN COUNCIL
(VOTE FOR 2)
CONSERVATIVE PRIMARY

LEGISLATIVE DISTRICT OR TOWN	ELECTION DISTRICT	TOTAL VOTES	RYAN M. LANG C03	EVELYN E. CHAFFER C04	JAMES KOLB C05	ANNA M. FIORUCCI C06	SCATTER	BLANK AND VOID
Rush	1/2,3,4	56	26	3	24	2	0	1
GRAND TOTAL:		56	26	3	24	2	0	1

COUNTY COURT JUDGE
WORKING FAMILIES PRIMARY
(VOTE FOR 3)
SUMMARY

LEGISLATIVE DISTRICT OR TOWN	TOTAL VOTES	JULIE M. HAHN D01	DOUGLAS A. RANDALL D02	MARTY MCCARTHY D03	VAN H. WHITE D04	JULIE A. CIANCA D05	CAROLINE EDWARDS- MORRISON D06	SCATTER	BLANK AND VOID
Leg. Dist. 07	3	1	1	0	0	1	0	0	0
Leg. Dist. 16	0	0	0	0	0	0	0	0	0
Leg. Dist. 21	24	3	3	0	4	6	4	0	4
Leg. Dist. 22	6	0	0	1	1	2	0	0	2
Leg. Dist. 23	21	2	4	0	3	6	3	0	3
Leg. Dist. 24	36	4	3	2	5	11	6	0	5
Leg. Dist. 25	9	2	0	0	2	2	3	0	0
Leg. Dist. 26	18	2	2	0	0	4	5	0	5
Leg. Dist. 27	18	1	1	0	4	2	2	1	7
Leg. Dist. 28	18	3	2	2	3	3	5	0	0
Leg. Dist. 29	15	0	2	0	2	3	2	0	6
CITY	168	18	18	5	24	40	30	1	32
Brighton	33	2	1	0	9	9	9	0	3
Chili	3	0	0	0	1	1	1	0	0
Clarkson	0	0	0	0	0	0	0	0	0
East Rochester	3	1	0	1	0	1	0	0	0
Gates	9	2	1	1	1	1	1	0	2
Greece	21	1	4	1	2	3	1	0	9
Hamlin	3	1	0	0	1	0	1	0	0
Henrietta	6	1	1	0	0	1	1	0	2
Irondequoit	90	3	24	5	4	11	5	2	36
Mendon	0	0	0	0	0	0	0	0	0
Ogden	0	0	0	0	0	0	0	0	0
Parma	3	0	1	0	0	0	0	0	2
Penfield	12	1	3	0	0	1	1	0	6
Perinton	27	2	8	2	0	3	4	0	8
Pittsford	87	2	10	8	2	10	5	0	50
Riga	0	0	0	0	0	0	0	0	0
Rush	0	0	0	0	0	0	0	0	0
Sweden	6	1	0	0	2	1	2	0	0
Webster	36	3	6	7	3	3	3	0	11
Wheatland	0	0	0	0	0	0	0	0	0
TOWNS	339	20	59	25	25	45	34	2	129
GRAND TOTAL:	507	38	77	30	49	85	64	3	161

COUNTY COURT JUDGE
WORKING FAMILIES PRIMARY
(VOTE FOR 3)
DETAIL

LEGISLATIVE DISTRICT OR TOWN	ELECTION DISTRICT	TOTAL VOTES	JULIE M. HAHN D01	DOUGLAS A. RANDALL D02	MARTY MCCARTHY D03	VAN H. WHITE D04	JULIE A. CIANCA D05	CAROLINE EDWARDS- MORRISON D06	SCATTER	BLANK AND VOID
Leg. Dist. 25	12/28	0	0	0	0	0	0	0	0	0
	15/18	0	0	0	0	0	0	0	0	0
	16	3	1	0	0	1	0	1	0	0
	17	0	0	0	0	0	0	0	0	0
	19	0	0	0	0	0	0	0	0	0
	20/25	0	0	0	0	0	0	0	0	0
	21	0	0	0	0	0	0	0	0	0
	23	0	0	0	0	0	0	0	0	0
	26/27	0	0	0	0	0	0	0	0	0
	29/30	0	0	0	0	0	0	0	0	0
Leg. Dist. 25		9	2	0	0	2	2	3	0	0
Leg. Dist. 26	1/13,14	0	0	0	0	0	0	0	0	0
	2/12,17	0	0	0	0	0	0	0	0	0
	3/4,5,11	6	0	0	0	0	0	1	0	5
	6	0	0	0	0	0	0	0	0	0
	7/8	6	1	1	0	0	2	2	0	0
	9	3	1	0	0	0	1	1	0	0
	10/15	3	0	1	0	0	1	1	0	0
	16	0	0	0	0	0	0	0	0	0
Leg. Dist. 26		18	2	2	0	0	4	5	0	5
Leg. Dist. 27	1/2,10,11	0	0	0	0	0	0	0	0	0
	3/7,12,16	6	1	1	0	1	0	1	1	1

COUNTY COURT JUDGE
WORKING FAMILIES PRIMARY
(VOTE FOR 3)
DETAIL

LEGISLATIVE DISTRICT OR TOWN	ELECTION DISTRICT	TOTAL VOTES	JULIE M. HAHN D01	DOUGLAS A. RANDALL D02	MARTY MCCARTHY D03	VAN H. WHITE D04	JULIE A. CIANCA D05	CAROLINE EDWARDS- MORRISON D06	SCATTER	BLANK AND VOID
Leg. Dist. 27	4/5,14	3	0	0	0	1	1	1	0	0
	6/17	0	0	0	0	0	0	0	0	0
	8/22	0	0	0	0	0	0	0	0	0
	9	3	0	0	0	0	1	0	0	2
	13/21	0	0	0	0	0	0	0	0	0
	15	3	0	0	0	1	0	0	0	2
	18	0	0	0	0	0	0	0	0	0
	19/23	3	0	0	0	1	0	0	0	2
	20	0	0	0	0	0	0	0	0	0
	25/26	0	0	0	0	0	0	0	0	0
Leg. Dist. 27		18	1	1	0	4	2	2	1	7
Leg. Dist. 28	1/2	0	0	0	0	0	0	0	0	0
	3	0	0	0	0	0	0	0	0	0
	4/10	3	1	1	0	0	1	0	0	0
	5	0	0	0	0	0	0	0	0	0
	6/18	3	0	1	0	1	0	1	0	0
	7/17	3	1	0	1	0	0	1	0	0
	8/19	0	0	0	0	0	0	0	0	0
	9/20	6	0	0	1	2	1	2	0	0
	11/13,14,15,16,22	3	1	0	0	0	1	1	0	0
	12	0	0	0	0	0	0	0	0	0
	21	0	0	0	0	0	0	0	0	0
Leg. Dist. 28		18	3	2	2	3	3	5	0	0

COUNTY COURT JUDGE
WORKING FAMILIES PRIMARY
(VOTE FOR 3)
DETAIL

LEGISLATIVE DISTRICT OR TOWN	ELECTION DISTRICT	TOTAL VOTES	JULIE M. HAHN D01	DOUGLAS A. RANDALL D02	MARTY MCCARTHY D03	VAN H. WHITE D04	JULIE A. CIANCA D05	CAROLINE EDWARDS- MORRISON D06	SCATTER	BLANK AND VOID
Brighton	16	0	0	0	0	0	0	0	0	0
	22/41,43	0	0	0	0	0	0	0	0	0
	28/38,39	3	0	0	0	1	0	1	0	1
	30	3	0	1	0	1	1	0	0	0
	32/33,37,42	3	1	0	0	1	0	1	0	0
	35/40,46	0	0	0	0	0	0	0	0	0
	36/45	3	0	0	0	1	1	1	0	0
		<u>33</u>	<u>2</u>	<u>1</u>	<u>0</u>	<u>9</u>	<u>9</u>	<u>9</u>	<u>0</u>	<u>3</u>
Brighton Chili	1/19,27	0	0	0	0	0	0	0	0	0
	2	0	0	0	0	0	0	0	0	0
	3	0	0	0	0	0	0	0	0	0
	4/18,26,32	0	0	0	0	0	0	0	0	0
	5/6,23	0	0	0	0	0	0	0	0	0
	7/15	0	0	0	0	0	0	0	0	0
	8/10,30	0	0	0	0	0	0	0	0	0
	9/11,12,31	0	0	0	0	0	0	0	0	0
	13/21	3	0	0	0	1	1	1	0	0
	14/24	0	0	0	0	0	0	0	0	0
	16/22,29	0	0	0	0	0	0	0	0	0
	17	0	0	0	0	0	0	0	0	0
	20/25,28	0	0	0	0	0	0	0	0	0
Chili		<u>3</u>	<u>0</u>	<u>0</u>	<u>0</u>	<u>1</u>	<u>1</u>	<u>1</u>	<u>0</u>	<u>0</u>

COUNTY COURT JUDGE
WORKING FAMILIES PRIMARY
(VOTE FOR 3)
DETAIL

LEGISLATIVE DISTRICT OR TOWN	ELECTION DISTRICT	TOTAL VOTES	JULIE M. HAHN D01	DOUGLAS A. RANDALL D02	MARTY MCCARTHY D03	VAN H. WHITE D04	JULIE A. CIANCA D05	CAROLINE EDWARDS- MORRISON D06	SCATTER	BLANK AND VOID
Greece		21	1	4	1	2	3	1	0	9
Hamlin										
	1/6,8	0	0	0	0	0	0	0	0	0
	2/5	3	1	0	0	1	0	1	0	0
	3/7	0	0	0	0	0	0	0	0	0
	4	0	0	0	0	0	0	0	0	0
	9/10	0	0	0	0	0	0	0	0	0
Hamlin		3	1	0	0	1	0	1	0	0
Henrietta										
	1/12,21,28	3	0	0	0	0	1	0	0	2
	2/19,20,35	3	1	1	0	0	0	1	0	0
	3/30	0	0	0	0	0	0	0	0	0
	4	0	0	0	0	0	0	0	0	0
	5/32	0	0	0	0	0	0	0	0	0
	6/8,10,18	0	0	0	0	0	0	0	0	0
	7/22	0	0	0	0	0	0	0	0	0
	9/14,24,33	0	0	0	0	0	0	0	0	0
	11/23,34	0	0	0	0	0	0	0	0	0
	13/29	0	0	0	0	0	0	0	0	0
	15/16	0	0	0	0	0	0	0	0	0
	17/25	0	0	0	0	0	0	0	0	0
	26/27,31	0	0	0	0	0	0	0	0	0
Henrietta		6	1	1	0	0	1	1	0	2
Irondequoit										
	1/18,34,57	12	1	3	3	2	3	0	0	0

COUNTY COURT JUDGE
WORKING FAMILIES PRIMARY
(VOTE FOR 3)
DETAIL

LEGISLATIVE DISTRICT OR TOWN	ELECTION DISTRICT	TOTAL VOTES	JULIE M. HAHN D01	DOUGLAS A. RANDALL D02	MARTY MCCARTHY D03	VAN H. WHITE D04	JULIE A. CIANCA D05	CAROLINE EDWARDS- MORRISON D06	SCATTER	BLANK AND VOID
Ogden	6/10	0	0	0	0	0	0	0	0	0
	7/16,20	0	0	0	0	0	0	0	0	0
	9/12	0	0	0	0	0	0	0	0	0
	11/14	0	0	0	0	0	0	0	0	0
Ogden		0	0	0	0	0	0	0	0	0
Parma	1/11	0	0	0	0	0	0	0	0	0
	2/3,8,12	0	0	0	0	0	0	0	0	0
	4/5,6,7	3	0	1	0	0	0	0	0	2
	9/10,13,14,15	0	0	0	0	0	0	0	0	0
Parma		3	0	1	0	0	0	0	0	2
Penfield	1/2,8	0	0	0	0	0	0	0	0	0
	3/29,35,39	0	0	0	0	0	0	0	0	0
	4/14	0	0	0	0	0	0	0	0	0
	5/9,17,22	0	0	0	0	0	0	0	0	0
	6/13,26,34,38,40	6	0	2	0	0	0	0	0	4
	7/15,16,21,27,28	3	1	0	0	0	1	1	0	0
	10/11,31,32	0	0	0	0	0	0	0	0	0
	12/24,25,33	3	0	1	0	0	0	0	0	2
	18/23,36	0	0	0	0	0	0	0	0	0
	19/30	0	0	0	0	0	0	0	0	0
	20/37,41,42	0	0	0	0	0	0	0	0	0
Penfield		12	1	3	0	0	1	1	0	6

COUNTY COURT JUDGE
WORKING FAMILIES PRIMARY
(VOTE FOR 3)
DETAIL

LEGISLATIVE DISTRICT OR TOWN	ELECTION DISTRICT	TOTAL VOTES	JULIE M. HAHN D01	DOUGLAS A. RANDALL D02	MARTY MCCARTHY D03	VAN H. WHITE D04	JULIE A. CIANCA D05	CAROLINE EDWARDS- MORRISON D06	SCATTER	BLANK AND VOID
Pittsford	13/30,32	6	0	1	1	1	0	1	0	2
	18/25,28	3	0	0	0	0	1	0	0	2
	19/29	6	0	0	2	0	0	0	0	4
Pittsford		<u>87</u>	<u>2</u>	<u>10</u>	<u>8</u>	<u>2</u>	<u>10</u>	<u>5</u>	<u>0</u>	<u>50</u>
Riga	1/2,3,6	0	0	0	0	0	0	0	0	0
	4/5	<u>0</u>	<u>0</u>	<u>0</u>	<u>0</u>	<u>0</u>	<u>0</u>	<u>0</u>	<u>0</u>	<u>0</u>
Riga		0	0	0	0	0	0	0	0	0
Rush	1/2,3,4	0	0	0	0	0	0	0	0	0
Rush		<u>0</u>	<u>0</u>	<u>0</u>	<u>0</u>	<u>0</u>	<u>0</u>	<u>0</u>	<u>0</u>	<u>0</u>
Sweden	1/3,4,11	3	0	0	0	1	1	1	0	0
	2/5,6	3	1	0	0	1	0	1	0	0
	7/9	0	0	0	0	0	0	0	0	0
	8/10,12	<u>0</u>	<u>0</u>	<u>0</u>	<u>0</u>	<u>0</u>	<u>0</u>	<u>0</u>	<u>0</u>	<u>0</u>
Sweden		6	1	0	0	2	1	2	0	0
Webster	1/2	0	0	0	0	0	0	0	0	0
	3/36	0	0	0	0	0	0	0	0	0
	4/14	6	0	0	0	2	2	2	0	0
	5/21,23,32	0	0	0	0	0	0	0	0	0
	6/11,15,43	3	0	1	0	0	0	0	0	2
	7/12,22,37,39	6	1	1	2	0	0	0	0	2

COUNTY COURT JUDGE
WORKING FAMILIES PRIMARY
(VOTE FOR 3)
DETAIL

LEGISLATIVE DISTRICT OR TOWN	ELECTION DISTRICT	TOTAL VOTES	JULIE M. HAHN D01	DOUGLAS A. RANDALL D02	MARTY MCCARTHY D03	VAN H. WHITE D04	JULIE A. CIANCA D05	CAROLINE EDWARDS- MORRISON D06	SCATTER	BLANK AND VOID
Webster	8/13,18,19	0	0	0	0	0	0	0	0	0
	9/29,41	3	0	0	1	0	0	0	0	2
	10/28,33,34	3	0	1	1	0	0	0	0	1
	16/26,35	0	0	0	0	0	0	0	0	0
	17/20,42	0	0	0	0	0	0	0	0	0
	24	0	0	0	0	0	0	0	0	0
	25/31,38	3	0	1	0	0	0	0	0	2
	27/40	12	2	2	3	1	1	1	0	2
	30	0	0	0	0	0	0	0	0	0
Webster		36	3	6	7	3	3	3	0	11
Wheatland	1/3	0	0	0	0	0	0	0	0	0
	2	0	0	0	0	0	0	0	0	0
	4/5	0	0	0	0	0	0	0	0	0
Wheatland		0	0	0	0	0	0	0	0	0
TOWNS		339	20	59	25	25	45	34	2	129
GRAND TOTAL:		507	38	77	30	49	85	64	3	161

COUNTY LEGISLATOR
16TH DISTRICT
WORKING FAMILIES PRIMARY
SUMMARY

LEGISLATIVE DISTRICT OR TOWN	TOTAL VOTES	DAVE LONG D07	JAMES A. VILLA D08	SCATTER	BLANK AND VOID
Leg. Dist. 16	0	0	0	0	0
Irondequoit	29	21	0	6	2
GRAND TOTAL:	29	21	0	6	2

COUNTY LEGISLATOR
16TH DISTRICT
WORKING FAMILIES PRIMARY
DETAIL

LEGISLATIVE DISTRICT OR TOWN	ELECTION DISTRICT	TOTAL VOTES	DAVE LONG	JAMES A. VILLA	SCATTER	BLANK AND VOID
			D07	D08		
Leg. Dist. 16	1	0	0	0	0	0
Leg. Dist. 16		0	0	0	0	0
CITY		0	0	0	0	0
Irondequoit						
	1/18,34,57	4	2	0	2	0
	3/14,28	0	0	0	0	0
	4/15,27,30,42,46,49,63	12	9	0	2	1
	7/8,10,20,51,62	5	2	0	2	1
	9/40,47,53,68	3	3	0	0	0
	16/22	4	4	0	0	0
	25/33,44,59,60	1	1	0	0	0
Irondequoit		29	21	0	6	2
TOWNS		29	21	0	6	2
GRAND TOTAL:		29	21	0	6	2

TOWN OF PITTSFORD
TOWN JUSTICE
WORKING FAMILIES PRIMARY

LEGISLATIVE DISTRICT OR TOWN	ELECTION DISTRICT	TOTAL VOTES	SCOTT M. GREEN D07	JOHN E. BERNACKI, JR D08	SCATTER	BLANK AND VOID
Pittsford						
	1/2	3	0	3	0	0
	3	3	0	3	0	0
	4/12,21	3	0	3	0	0
	5/20,24	1	0	1	0	0
	6/8,9,14	5	0	5	0	0
	7/16,17,26,27	0	0	0	0	0
	10/22,31,33,34	9	4	5	0	0
	11/15,23	0	0	0	0	0
	13/30,32	2	2	0	0	0
	18/25,28	1	0	1	0	0
	19/29	2	0	2	0	0
Pittsford		<u>29</u>	<u>6</u>	<u>23</u>	<u>0</u>	<u>0</u>
GRAND TOTAL:		<u>29</u>	<u>6</u>	<u>23</u>	<u>0</u>	<u>0</u>

STATE SUPREME COURT JUSTICE
7TH JUDICIAL DISTRICT
(VOTE FOR 2)
SUMMARY

LEGISLATIVE DISTRICT OR TOWN	TOTAL VOTES	MAURICE VERRILLO DEM	DERAL GIVENS DEM	ELENA F. CARIOLA REP	JIM WALSH REP	ELENA F. CARIOLA CON	JIM WALSH CON	MAURICE VERRILLO WOR	DERAL GIVENS WOR	SCATTER	BLANK AND VOID
Leg. Dist. 07	808	133	123	154	136	40	46	24	28	0	124
Leg. Dist. 16	12	5	5	0	0	0	0	0	0	0	2
Leg. Dist. 21	5,224	1,403	1,390	461	409	167	145	322	320	2	605
Leg. Dist. 22	2,272	641	652	94	75	34	41	66	66	0	603
Leg. Dist. 23	8,114	2,178	2,154	782	756	270	271	518	543	11	631
Leg. Dist. 24	5,364	1,462	1,429	350	331	134	132	546	560	0	420
Leg. Dist. 25	3,918	1,155	1,126	195	174	79	68	229	227	5	660
Leg. Dist. 26	3,802	745	751	657	563	204	209	110	95	3	465
Leg. Dist. 27	4,902	1,382	1,423	311	263	128	116	224	234	5	816
Leg. Dist. 28	2,162	500	507	275	234	85	85	54	68	0	354
Leg. Dist. 29	2,920	723	734	339	285	89	85	75	79	0	511
CITY	39,498	10,327	10,294	3,618	3,226	1,230	1,198	2,168	2,220	26	5,191
Brighton	18,148	5,084	4,933	2,323	2,190	613	617	693	710	3	982
Chili	12,964	1,733	1,664	3,238	2,846	1,109	1,086	215	215	3	855
Clarkson	3,242	348	312	855	801	311	313	39	37	0	226
East Rochester	2,402	450	411	495	473	133	113	62	62	2	201
Gates	10,066	1,472	1,349	2,526	2,288	680	677	146	141	0	787
Greece	37,116	4,953	4,487	9,192	8,527	3,090	3,067	470	478	6	2,846
Hamlin	4,012	376	363	1,025	991	402	413	42	47	5	348
Henrietta	15,686	3,160	2,953	3,086	2,874	978	924	344	350	2	1,015
Irondequoit	25,906	5,382	4,898	5,059	4,694	1,340	1,303	632	627	6	1,965
Mendon	6,568	1,198	1,155	1,433	1,341	435	436	85	93	3	389
Ogden	9,190	1,053	1,024	2,408	2,272	843	819	93	99	0	579
Parma	6,426	589	566	1,761	1,686	628	643	71	74	0	408

STATE SUPREME COURT JUSTICE
7TH JUDICIAL DISTRICT
(VOTE FOR 2)
SUMMARY

LEGISLATIVE DISTRICT OR TOWN	TOTAL VOTES	MAURICE VERRILLO	DERAL GIVENS	ELENA F. CARIOLA	JIM WALSH	ELENA F. CARIOLA	JIM WALSH	MAURICE VERRILLO	DERAL GIVENS	SCATTER	BLANK AND VOID
		DEM	DEM	REP	REP	CON	CON	WOR	WOR		
Penfield	18,872	3,651	3,439	4,052	3,740	1,243	1,248	286	293	5	915
Perinton	27,190	5,718	5,333	5,531	5,238	1,633	1,630	446	442	1	1,218
Pittsford	18,824	4,257	4,043	3,681	3,668	846	847	271	281	6	924
Riga	3,006	266	233	843	791	303	311	22	25	0	212
Rush	3,040	433	415	615	568	293	297	50	53	0	316
Sweden	4,714	747	700	1,052	1,002	390	397	59	63	0	304
Webster	22,486	3,755	3,475	5,197	4,855	1,657	1,666	293	308	4	1,276
Wheatland	2,086	282	265	495	458	185	189	36	28	0	148
TOWNS	251,944	44,907	42,018	54,867	51,303	17,112	16,996	4,355	4,426	46	15,914
GRAND TOTAL:	291,442	55,234	52,312	58,485	54,529	18,342	18,194	6,523	6,646	72	21,105

STATE SUPREME COURT JUSTICE
7TH JUDICIAL DISTRICT
(VOTE FOR 2)
DETAIL

LEGISLATIVE DISTRICT OR TOWN	TOTAL VOTES	MAURICE VERRILLO DEM	DERAL GIVENS DEM	ELENA F. CARIOLA REP	JIM WALSH REP	ELENA F. CARIOLA CON	JIM WALSH CON	MAURICE VERRILLO WOR	DERAL GIVENS WOR	SCATTER	BLANK AND VOID
Leg. Dist. 07											
1	560	90	87	118	103	24	25	16	17	0	80
2	248	43	36	36	33	16	21	8	11	0	44
Leg. Dist. 07	808	133	123	154	136	40	46	24	28	0	124
Leg. Dist. 16											
1	12	5	5	0	0	0	0	0	0	0	2
Leg. Dist. 16	12	5	5	0	0	0	0	0	0	0	2
Leg. Dist. 21											
1	296	78	77	27	28	10	9	27	25	0	15
2	210	53	51	15	12	11	13	17	18	0	20
3	108	17	24	10	10	8	7	8	5	0	19
4	94	17	24	10	11	5	4	1	2	0	20
5	152	40	40	9	9	6	4	15	18	0	11
6	278	80	81	21	20	4	2	22	21	0	27
7	412	99	99	50	40	9	5	28	29	1	52
8	114	38	36	3	3	1	1	8	7	0	17
9	360	99	99	31	29	6	6	32	32	0	26
10	452	151	136	44	41	10	9	13	15	0	33
11	132	37	39	11	5	3	6	5	2	0	24
12	560	148	144	55	51	14	16	42	39	0	51
13	168	43	46	8	6	5	4	21	20	0	15
14	76	18	18	10	10	4	2	4	5	0	5
15	244	61	62	22	22	9	10	10	8	0	40
16	76	16	16	8	6	4	3	2	2	0	19
17	168	48	42	14	14	10	9	9	7	0	15
18	102	23	26	9	10	5	3	0	2	0	24
19	50	19	15	1	2	3	2	0	0	0	8

STATE SUPREME COURT JUSTICE
7TH JUDICIAL DISTRICT
(VOTE FOR 2)
DETAIL

LEGISLATIVE DISTRICT OR TOWN	TOTAL VOTES	MAURICE VERRILLO DEM	DERAL GIVENS DEM	ELENA F. CARIOLA REP	JIM WALSH REP	ELENA F. CARIOLA CON	JIM WALSH CON	MAURICE VERRILLO WOR	DERAL GIVENS WOR	SCATTER	BLANK AND VOID
Leg. Dist. 21											
20	122	33	31	12	10	3	3	5	9	0	16
21	128	38	38	11	9	4	5	4	3	0	16
22	140	34	41	6	2	7	5	5	5	0	35
23	144	31	22	17	15	12	6	4	7	0	30
24	360	97	94	46	34	11	8	25	24	1	20
25	132	39	41	7	5	2	2	8	9	0	19
26	86	26	28	1	2	1	1	5	4	0	18
27	60	20	20	3	3	0	0	2	2	0	10
Leg. Dist. 21	5,224	1,403	1,390	461	409	167	145	322	320	2	605
Leg. Dist. 22											
1	166	49	49	8	8	2	3	7	5	0	35
2	24	4	8	0	0	1	1	0	1	0	9
3	142	22	17	3	2	0	0	0	0	0	98
4	82	12	10	3	3	0	0	0	0	0	54
5	34	11	14	1	0	0	0	0	1	0	7
6	90	27	30	1	1	2	2	1	0	0	26
7	28	9	7	0	0	0	0	0	0	0	12
8	66	20	20	4	3	2	2	1	1	0	13
9	46	17	17	0	0	0	0	1	2	0	9
10	94	29	33	3	2	0	0	2	2	0	23
11	176	49	54	3	1	1	0	13	14	0	41
12	70	25	23	3	1	1	2	0	0	0	15
13	38	10	9	1	0	0	1	0	0	0	17
14	18	5	4	0	0	2	0	1	4	0	2
15	130	47	39	7	4	1	3	1	2	0	26
16	34	10	9	0	1	0	0	2	0	0	12

STATE SUPREME COURT JUSTICE
7TH JUDICIAL DISTRICT
(VOTE FOR 2)
DETAIL

LEGISLATIVE DISTRICT OR TOWN	TOTAL VOTES	MAURICE VERRILLO DEM	DERAL GIVENS DEM	ELENA F. CARIOLA REP	JIM WALSH REP	ELENA F. CARIOLA CON	JIM WALSH CON	MAURICE VERRILLO WOR	DERAL GIVENS WOR	SCATTER	BLANK AND VOID
Leg. Dist. 22											
17	42	10	12	4	2	1	2	0	0	0	11
18	60	21	23	1	2	2	2	2	1	0	6
19	42	14	15	0	0	1	1	0	0	0	11
20	118	33	32	3	1	3	4	1	0	0	41
21	56	12	16	2	2	1	0	1	0	0	22
22	62	15	18	3	4	2	2	0	0	0	18
23	52	16	14	0	1	0	0	2	2	0	17
24	36	13	13	2	4	0	0	0	0	0	4
25	314	88	89	26	23	9	12	14	16	0	37
26	152	44	41	13	9	3	3	10	10	0	19
27	100	29	36	3	1	0	1	7	5	0	18
Leg. Dist. 22	2,272	641	652	94	75	34	41	66	66	0	603
Leg. Dist. 23											
1	118	34	30	15	13	5	4	6	8	0	3
2	242	61	61	14	12	8	9	24	25	0	28
3	160	42	41	11	12	5	4	17	19	0	9
4	444	124	126	28	33	19	19	29	32	0	34
5	112	28	26	13	10	0	0	12	14	0	9
6	142	33	33	18	20	10	6	5	3	0	14
7	282	71	71	25	29	8	7	24	22	2	23
8	272	80	73	23	21	5	9	23	25	0	13
9	246	61	61	25	28	9	7	17	17	0	21
10	218	64	66	12	17	4	3	20	19	0	13
11	326	86	89	29	30	6	7	26	27	0	26
12	456	130	139	38	31	16	15	20	23	0	44
13	310	87	89	38	33	8	12	10	8	1	24

STATE SUPREME COURT JUSTICE
7TH JUDICIAL DISTRICT
(VOTE FOR 2)
DETAIL

LEGISLATIVE DISTRICT OR TOWN	TOTAL VOTES	MAURICE VERRILLO DEM	DERAL GIVENS DEM	ELENA F. CARIOLA REP	JIM WALSH REP	ELENA F. CARIOLA CON	JIM WALSH CON	MAURICE VERRILLO WOR	DERAL GIVENS WOR	SCATTER	BLANK AND VOID
Leg. Dist. 23											
14	226	62	58	21	15	4	5	21	24	0	16
15	200	44	45	22	21	6	5	20	21	0	16
16	160	45	45	15	13	6	5	9	10	0	12
17	306	84	98	28	27	7	6	20	18	0	18
18	578	153	135	65	58	26	25	30	37	1	48
19	276	66	68	34	31	12	15	12	11	1	26
20	370	108	107	31	23	18	20	22	24	0	17
21	370	108	108	36	31	11	10	24	23	0	19
22	292	81	80	36	35	9	9	12	12	0	18
23	178	50	51	9	10	6	6	15	17	2	12
24	240	58	56	34	28	4	5	13	11	0	31
25	510	130	121	55	72	20	21	24	25	0	42
26	584	161	147	62	64	17	19	25	29	2	58
27	252	69	74	29	26	13	11	6	8	0	16
28	208	53	49	13	11	6	5	28	27	0	16
29	36	5	7	3	2	2	2	4	4	2	5
Leg. Dist. 23	8,114	2,178	2,154	782	756	270	271	518	543	11	631
Leg. Dist. 24											
1	536	150	151	36	26	18	13	49	51	0	42
2	252	78	80	17	18	4	3	18	17	0	17
3	280	88	87	12	13	10	11	24	27	0	8
4	414	102	96	31	19	5	8	54	63	0	36
5	344	93	91	30	31	8	10	25	27	0	29
6	238	62	59	19	17	5	4	25	29	0	18
7	130	31	30	17	17	6	6	7	8	0	8
8	236	72	68	16	17	8	11	18	19	0	7

STATE SUPREME COURT JUSTICE
7TH JUDICIAL DISTRICT
(VOTE FOR 2)
DETAIL

LEGISLATIVE DISTRICT OR TOWN	TOTAL VOTES	MAURICE VERRILLO DEM	DERAL GIVENS DEM	ELENA F. CARIOLA REP	JIM WALSH REP	ELENA F. CARIOLA CON	JIM WALSH CON	MAURICE VERRILLO WOR	DERAL GIVENS WOR	SCATTER	BLANK AND VOID
Leg. Dist. 24											
9	202	55	51	22	22	8	9	12	9	0	14
10	466	117	122	19	23	7	7	70	69	0	32
11	84	20	19	5	5	2	2	4	4	0	23
12	26	5	7	3	1	1	0	1	1	0	7
13	346	104	96	18	15	6	5	42	40	0	20
14	398	99	95	14	20	7	7	55	56	0	45
15	340	91	81	22	22	13	11	20	20	0	60
16	312	81	85	29	26	7	6	35	35	0	8
17	40	7	4	8	8	3	3	1	0	0	6
18	276	77	75	15	14	7	8	33	32	0	15
19	34	9	9	1	2	1	0	6	5	0	1
20	52	11	12	4	4	0	0	8	8	0	5
21	62	17	16	2	2	1	0	11	12	0	1
22	104	26	27	3	2	3	3	17	16	0	7
23	162	54	55	7	7	4	5	9	10	0	11
24	30	13	13	0	0	0	0	2	2	0	0
Leg. Dist. 24	5,364	1,462	1,429	350	331	134	132	546	560	0	420
Leg. Dist. 25											
1	338	100	102	28	23	7	5	23	20	0	30
2	112	34	33	2	2	1	1	4	5	0	30
3	174	61	52	5	4	3	1	5	6	0	37
4	54	20	19	1	0	0	0	5	5	0	4
5	106	34	43	1	1	1	1	1	0	0	24
6	194	41	47	10	5	2	4	37	35	0	13
7	142	42	37	3	2	3	2	1	1	0	51
8	156	56	52	4	4	3	0	1	1	0	35

STATE SUPREME COURT JUSTICE
7TH JUDICIAL DISTRICT
(VOTE FOR 2)
DETAIL

LEGISLATIVE DISTRICT OR TOWN	TOTAL VOTES	MAURICE VERRILLO DEM	DERAL GIVENS DEM	ELENA F. CARIOLA REP	JIM WALSH REP	ELENA F. CARIOLA CON	JIM WALSH CON	MAURICE VERRILLO WOR	DERAL GIVENS WOR	SCATTER	BLANK AND VOID
Leg. Dist. 25											
9	50	14	14	1	1	0	1	2	1	0	16
10	212	66	65	11	11	4	2	13	16	0	24
11	62	19	22	1	1	2	0	3	2	0	12
12	290	77	70	14	13	6	7	43	43	0	17
13	100	30	30	1	1	1	1	5	7	0	24
14	116	27	24	7	8	4	3	14	14	0	15
15	114	42	39	0	3	2	1	1	1	0	25
16	80	27	23	3	1	1	0	0	1	0	24
17	92	30	28	2	1	0	1	0	1	0	29
18	186	53	49	10	11	3	4	1	2	0	53
19	154	52	49	13	12	7	5	1	1	0	14
20	114	28	34	18	12	3	2	3	2	0	12
21	104	32	33	5	5	2	2	0	0	0	25
22	196	63	63	6	4	5	6	12	12	0	25
23	18	7	7	0	0	0	0	2	2	0	0
24	40	8	9	7	7	3	2	0	0	0	4
25	380	109	102	22	22	10	10	15	14	1	75
26	40	11	9	2	3	0	0	7	6	0	2
27	66	17	14	5	6	1	1	5	2	0	15
28	18	4	6	1	0	0	0	3	3	0	1
29	72	9	9	3	3	3	3	18	18	4	2
30	138	42	42	9	8	2	3	4	6	0	22
Leg. Dist. 25	3,918	1,155	1,126	195	174	79	68	229	227	5	660
Leg. Dist. 26											
1	474	84	81	80	78	39	38	17	10	0	47
2	176	35	34	35	32	7	8	3	3	0	19

STATE SUPREME COURT JUSTICE
7TH JUDICIAL DISTRICT
(VOTE FOR 2)
DETAIL

LEGISLATIVE DISTRICT OR TOWN	TOTAL VOTES	MAURICE VERRILLO DEM	DERAL GIVENS DEM	ELENA F. CARIOLA REP	JIM WALSH REP	ELENA F. CARIOLA CON	JIM WALSH CON	MAURICE VERRILLO WOR	DERAL GIVENS WOR	SCATTER	BLANK AND VOID
Leg. Dist. 26											
3	98	27	26	11	13	1	0	2	2	0	16
4	242	47	40	51	45	7	10	8	5	0	29
5	166	35	41	28	20	8	10	5	4	0	15
6	152	33	40	15	13	6	5	1	2	0	37
7	166	35	35	28	22	9	14	5	4	0	14
8	148	41	39	16	11	7	5	1	3	0	25
9	212	36	50	33	25	11	11	10	8	1	27
10	174	38	35	25	23	5	6	4	4	0	34
11	216	42	42	34	25	11	7	9	10	0	36
12	272	35	38	74	56	15	17	10	8	0	19
13	318	60	56	58	48	23	22	7	9	0	35
14	324	61	60	56	46	23	25	7	6	0	40
15	162	39	38	22	23	8	3	7	7	0	15
16	238	44	45	42	41	15	16	6	6	0	23
17	264	53	51	49	42	9	12	8	4	2	34
Leg. Dist. 26	3,802	745	751	657	563	204	209	110	95	3	465
Leg. Dist. 27											
1	256	52	72	29	21	8	9	4	5	1	55
2	280	84	81	14	10	11	11	12	11	0	46
3	260	76	66	17	16	4	5	25	26	0	25
4	294	83	91	21	14	9	7	15	15	0	39
5	274	89	84	15	12	4	5	16	16	0	33
6	178	51	51	8	8	4	4	1	1	0	50
7	252	62	70	20	26	6	3	16	17	2	30
8	254	78	81	10	8	6	3	9	7	0	52
9	318	87	90	13	15	4	2	30	32	0	45

STATE SUPREME COURT JUSTICE
7TH JUDICIAL DISTRICT
(VOTE FOR 2)
DETAIL

LEGISLATIVE DISTRICT OR TOWN	TOTAL VOTES	MAURICE VERRILLO DEM	DERAL GIVENS DEM	ELENA F. CARIOLA REP	JIM WALSH REP	ELENA F. CARIOLA CON	JIM WALSH CON	MAURICE VERRILLO WOR	DERAL GIVENS WOR	SCATTER	BLANK AND VOID
Leg. Dist. 27											
10	240	64	67	23	21	8	6	15	17	0	19
11	242	69	71	11	8	8	4	11	13	0	47
12	170	50	49	6	5	8	7	10	13	0	22
13	174	55	59	11	6	2	2	4	4	0	31
14	110	39	39	2	5	2	1	3	4	0	15
15	202	60	67	10	3	3	1	11	8	1	38
16	210	64	73	4	4	6	6	9	11	0	33
17	196	54	59	11	12	5	2	5	5	0	43
18	164	33	35	28	19	7	10	2	5	0	25
19	216	70	66	7	6	4	5	2	2	1	53
20	94	28	25	3	4	2	2	2	1	0	27
21	108	33	35	9	5	1	1	3	4	0	17
22	116	31	31	10	11	4	5	2	1	0	21
23	154	48	41	3	6	1	1	12	12	0	30
25	68	13	10	13	6	9	10	0	0	0	7
26	72	9	10	13	12	2	4	5	4	0	13
Leg. Dist. 27	4,902	1,382	1,423	311	263	128	116	224	234	5	816
Leg. Dist. 28											
1	116	30	32	14	11	2	4	0	2	0	21
2	68	13	17	8	6	4	7	3	4	0	6
3	40	13	4	5	3	3	0	1	2	0	9
4	98	22	24	12	10	2	1	1	3	0	23
5	80	16	18	14	12	2	1	3	3	0	11
6	238	55	61	35	29	10	9	8	9	0	22
7	226	51	53	34	31	9	7	2	1	0	38
8	102	28	24	6	3	3	4	1	3	0	30

STATE SUPREME COURT JUSTICE
7TH JUDICIAL DISTRICT
(VOTE FOR 2)
DETAIL

LEGISLATIVE DISTRICT OR TOWN	TOTAL VOTES	MAURICE VERRILLO DEM	DERAL GIVENS DEM	ELENA F. CARIOLA REP	JIM WALSH REP	ELENA F. CARIOLA CON	JIM WALSH CON	MAURICE VERRILLO WOR	DERAL GIVENS WOR	SCATTER	BLANK AND VOID
Leg. Dist. 28											
9	120	34	33	13	9	3	3	4	8	0	13
10	40	10	11	3	4	3	3	1	1	0	4
11	74	17	13	10	8	5	3	2	1	0	15
12	60	17	15	6	4	3	2	1	1	0	11
13	120	22	26	21	18	4	4	1	1	0	23
14	122	28	31	15	14	4	6	1	1	0	22
15	42	13	12	2	1	3	2	2	1	0	6
16	112	26	24	13	12	5	7	2	3	0	20
17	8	2	2	1	1	1	1	0	0	0	0
18	92	24	20	11	11	4	4	1	1	0	16
19	0	0	0	0	0	0	0	0	0	0	0
20	176	31	33	28	24	6	6	10	13	0	25
21	172	33	39	18	17	9	11	9	10	0	26
22	56	15	15	6	6	0	0	1	0	0	13
Leg. Dist. 28	2,162	500	507	275	234	85	85	54	68	0	354
Leg. Dist. 29											
1	12	1	2	2	1	1	0	1	0	0	4
2	22	4	6	1	1	0	0	1	1	0	8
3	8	1	0	0	0	0	0	0	0	0	7
4	214	48	50	32	27	8	6	6	5	0	32
5	126	27	30	14	12	4	5	4	2	0	28
6	100	27	23	8	9	1	2	4	2	0	24
7	124	27	33	18	13	5	6	8	10	0	4
8	30	8	8	5	4	2	0	0	0	0	3
9	210	54	51	23	21	6	8	4	5	0	38
10	120	33	35	4	7	4	4	0	2	0	31

STATE SUPREME COURT JUSTICE
7TH JUDICIAL DISTRICT
(VOTE FOR 2)
DETAIL

LEGISLATIVE DISTRICT OR TOWN	TOTAL VOTES	MAURICE VERRILLO DEM	DERAL GIVENS DEM	ELENA F. CARIOLA REP	JIM WALSH REP	ELENA F. CARIOLA CON	JIM WALSH CON	MAURICE VERRILLO WOR	DERAL GIVENS WOR	SCATTER	BLANK AND VOID
Leg. Dist. 29											
11	152	35	34	21	13	4	3	7	8	0	27
12	98	20	25	10	10	2	2	3	2	0	24
13	72	16	22	4	2	1	1	2	2	0	22
14	58	13	13	8	6	2	2	2	0	0	12
15	90	25	21	9	10	3	3	0	0	0	19
16	34	9	10	4	3	0	1	0	1	0	6
17	124	28	25	20	17	6	7	3	2	0	16
18	258	59	57	48	37	8	9	8	10	0	22
19	68	23	23	8	6	1	1	0	0	0	6
20	150	41	47	9	8	2	3	5	4	0	31
21	206	43	48	31	26	7	6	11	11	0	23
22	84	23	22	8	7	4	1	1	3	0	15
23	166	48	36	15	14	5	3	0	2	0	43
24	174	53	54	14	10	5	6	0	2	0	30
25	178	46	45	20	18	8	6	4	4	0	27
26	38	9	12	3	3	0	0	1	1	0	9
28	4	2	2	0	0	0	0	0	0	0	0
Leg. Dist. 29	<u>2,920</u>	<u>723</u>	<u>734</u>	<u>339</u>	<u>285</u>	<u>89</u>	<u>85</u>	<u>75</u>	<u>79</u>	<u>0</u>	<u>511</u>
CITY	39,498	10,327	10,294	3,618	3,226	1,230	1,198	2,168	2,220	26	5,191
Brighton											
1	526	153	150	56	50	13	9	26	30	0	39
2	284	64	58	45	47	16	15	11	12	0	16
3	350	86	76	55	54	11	15	10	12	0	31
4	506	142	130	62	53	14	13	32	38	0	22
5	556	152	154	57	63	18	16	30	31	0	35
6	578	165	162	74	79	16	15	15	15	0	37

STATE SUPREME COURT JUSTICE
7TH JUDICIAL DISTRICT
(VOTE FOR 2)
DETAIL

LEGISLATIVE DISTRICT OR TOWN	TOTAL VOTES	MAURICE VERRILLO DEM	DERAL GIVENS DEM	ELENA F. CARIOLA REP	JIM WALSH REP	ELENA F. CARIOLA CON	JIM WALSH CON	MAURICE VERRILLO WOR	DERAL GIVENS WOR	SCATTER	BLANK AND VOID
Brighton											
7	274	71	68	38	35	9	12	16	15	0	10
8	488	97	96	116	112	10	13	7	7	0	30
9	498	140	133	59	55	17	19	23	22	0	30
10	560	171	167	58	64	23	20	13	15	0	29
11	510	134	128	60	51	29	29	31	31	0	17
12	646	188	176	80	80	17	17	21	20	0	47
13	374	109	114	51	53	7	7	10	8	0	15
14	258	74	69	23	22	6	4	25	28	0	7
15	316	92	83	41	36	17	20	5	7	0	15
16	342	66	67	82	71	17	18	1	2	0	18
17	232	80	82	21	17	8	4	2	3	0	15
18	408	126	128	33	30	12	10	23	25	0	21
19	332	110	105	32	24	14	18	9	9	0	11
20	248	70	63	29	28	6	7	12	15	0	18
21	392	116	112	39	35	12	16	20	21	2	19
22	456	139	141	56	52	10	10	11	9	1	27
23	420	129	128	48	42	14	14	13	13	0	19
24	436	116	104	68	69	19	17	8	8	0	27
25	408	116	116	42	37	13	14	25	25	0	20
26	282	59	55	57	53	6	11	14	10	0	17
27	422	103	108	65	61	13	15	19	16	0	22
28	546	148	141	69	64	16	18	27	26	0	37
29	236	45	48	53	49	8	9	5	3	0	16
30	548	173	178	64	59	16	17	10	7	0	24
31	430	140	138	37	39	6	7	21	25	0	17
32	540	153	148	54	56	21	16	23	26	0	43

STATE SUPREME COURT JUSTICE
7TH JUDICIAL DISTRICT
(VOTE FOR 2)
DETAIL

LEGISLATIVE DISTRICT OR TOWN	TOTAL VOTES	MAURICE VERRILLO DEM	DERAL GIVENS DEM	ELENA F. CARIOLA REP	JIM WALSH REP	ELENA F. CARIOLA CON	JIM WALSH CON	MAURICE VERRILLO WOR	DERAL GIVENS WOR	SCATTER	BLANK AND VOID
Brighton											
33	492	144	137	73	57	19	14	13	14	0	21
34	426	113	109	57	54	21	16	20	20	0	16
35	360	117	109	35	31	8	10	15	19	0	16
36	166	46	43	16	16	9	7	10	9	0	10
37	284	89	84	28	30	3	6	15	15	0	14
38	468	129	128	59	56	20	20	19	18	0	19
39	374	87	83	62	51	20	26	16	16	0	13
40	730	231	227	87	81	15	15	21	20	0	33
41	382	109	102	43	42	15	10	16	14	0	31
42	176	48	47	21	26	4	6	7	7	0	10
43	322	94	87	38	38	19	17	6	6	0	17
44	108	22	19	19	15	7	7	5	4	0	10
45	222	50	53	39	33	10	10	9	10	0	8
46	236	78	79	22	20	9	8	3	4	0	13
Brighton	18,148	5,084	4,933	2,323	2,190	613	617	693	710	3	982
Chili											
1	332	38	43	76	69	37	35	6	7	0	21
2	570	53	55	164	148	46	48	10	9	0	37
3	396	66	64	78	71	35	38	6	9	0	29
4	264	31	27	74	60	27	24	2	6	0	13
5	350	58	55	73	61	30	30	8	7	2	26
6	408	37	36	111	95	42	41	8	10	0	28
7	220	41	37	43	38	11	11	6	6	0	27
8	398	33	37	114	109	38	34	5	4	0	24
9	416	75	68	108	90	20	21	6	6	0	22
10	228	23	23	52	43	33	30	4	3	0	17

STATE SUPREME COURT JUSTICE
7TH JUDICIAL DISTRICT
(VOTE FOR 2)
DETAIL

LEGISLATIVE DISTRICT OR TOWN	TOTAL VOTES	MAURICE VERRILLO DEM	DERAL GIVENS DEM	ELENA F. CARIOLA REP	JIM WALSH REP	ELENA F. CARIOLA CON	JIM WALSH CON	MAURICE VERRILLO WOR	DERAL GIVENS WOR	SCATTER	BLANK AND VOID
Chili											
11	386	48	44	98	90	28	30	7	8	0	33
12	406	55	50	103	97	33	35	4	6	0	23
13	608	61	55	180	151	48	53	3	8	0	49
14	426	48	48	105	94	50	45	6	5	1	24
15	320	44	42	78	68	32	32	2	2	0	20
16	734	81	80	215	193	59	56	9	9	0	32
17	970	125	115	256	237	79	72	8	7	0	71
18	344	44	40	94	73	29	30	8	4	0	22
19	388	69	66	91	81	27	24	6	4	0	20
20	520	89	87	107	91	42	39	18	15	0	32
21	278	31	32	67	67	21	21	6	8	0	25
22	340	77	69	65	56	21	16	4	7	0	25
23	324	42	39	91	75	25	22	7	7	0	16
24	712	108	109	176	133	57	54	12	9	0	54
25	236	49	48	46	42	19	21	3	4	0	4
26	522	49	49	139	119	55	60	10	7	0	34
27	352	46	39	82	75	36	36	5	6	0	27
28	286	43	44	59	60	23	24	6	5	0	22
29	312	42	42	64	59	31	29	13	11	0	21
30	142	25	26	28	25	13	15	2	2	0	6
31	404	70	66	98	81	28	28	6	6	0	21
32	372	32	29	103	95	34	32	9	8	0	30
Chili	12,964	1,733	1,664	3,238	2,846	1,109	1,086	215	215	3	855
Clarkson											
1	686	66	57	185	181	71	79	4	7	0	36
2	86	6	5	26	25	7	8	1	0	0	8

STATE SUPREME COURT JUSTICE
7TH JUDICIAL DISTRICT
(VOTE FOR 2)
DETAIL

LEGISLATIVE DISTRICT OR TOWN	TOTAL VOTES	MAURICE VERRILLO DEM	DERAL GIVENS DEM	ELENA F. CARIOLA REP	JIM WALSH REP	ELENA F. CARIOLA CON	JIM WALSH CON	MAURICE VERRILLO WOR	DERAL GIVENS WOR	SCATTER	BLANK AND VOID
Clarkson											
3	472	67	67	111	106	45	39	6	7	0	24
4	736	51	46	217	191	75	78	8	7	0	63
5	852	103	93	213	205	79	78	15	13	0	53
6	410	55	44	103	93	34	31	5	3	0	42
Clarkson	3,242	348	312	855	801	311	313	39	37	0	226
East Rochester											
1	336	69	59	74	65	20	14	7	9	0	19
2	352	62	59	69	65	23	21	11	10	0	32
3	352	49	43	84	88	26	21	9	9	2	21
4	294	57	52	61	62	9	6	8	9	0	30
5	284	52	50	61	57	15	15	9	10	0	15
6	486	109	98	84	77	25	22	7	6	0	58
7	298	52	50	62	59	15	14	11	9	0	26
East Rochester	2,402	450	411	495	473	133	113	62	62	2	201
Gates											
1	196	32	32	35	36	15	16	7	7	0	16
2	246	35	30	68	56	16	12	4	6	0	19
3	244	35	32	70	69	6	7	5	3	0	17
4	270	39	31	66	55	24	25	3	3	0	24
5	468	85	79	108	95	30	25	10	10	0	26
6	306	48	50	74	63	19	17	5	5	0	25
7	696	84	75	201	165	53	56	4	4	0	54
8	264	27	25	80	75	17	19	6	4	0	11
9	280	52	44	67	62	11	11	3	4	0	26
10	180	40	37	39	39	7	7	0	2	0	9
11	196	28	20	51	44	15	16	4	4	0	14

STATE SUPREME COURT JUSTICE
7TH JUDICIAL DISTRICT
(VOTE FOR 2)
DETAIL

LEGISLATIVE DISTRICT OR TOWN	TOTAL VOTES	MAURICE VERRILLO DEM	DERAL GIVENS DEM	ELENA F. CARIOLA REP	JIM WALSH REP	ELENA F. CARIOLA CON	JIM WALSH CON	MAURICE VERRILLO WOR	DERAL GIVENS WOR	SCATTER	BLANK AND VOID
Gates											
12	174	30	28	40	37	8	7	2	2	0	20
13	268	44	42	63	59	17	15	3	3	0	22
14	176	25	16	50	41	14	12	1	0	0	17
15	458	76	76	111	102	21	20	3	5	0	44
16	258	42	40	60	54	17	18	3	1	0	23
17	260	37	33	62	56	19	21	9	8	0	15
18	348	38	35	94	82	34	33	3	1	0	28
19	286	35	42	68	63	25	28	3	2	0	20
20	288	41	37	71	60	22	20	7	5	0	25
21	272	39	34	67	56	13	13	7	7	0	36
22	266	50	47	54	54	21	19	4	5	0	12
23	286	39	41	64	52	25	33	3	2	0	27
24	570	79	68	146	136	38	37	6	8	0	52
25	228	26	25	58	59	16	15	6	6	0	17
26	364	40	32	92	88	39	41	5	5	0	22
27	384	71	64	86	80	18	21	3	3	0	38
28	254	31	30	73	72	12	9	3	4	0	20
29	250	40	39	59	50	19	18	3	3	0	19
30	224	32	24	62	59	12	12	2	2	0	19
31	238	21	24	77	67	13	13	6	4	0	13
32	326	51	46	75	71	29	28	5	6	0	15
33	114	24	20	23	21	7	10	2	2	0	5
34	244	29	26	63	70	16	11	4	3	0	22
35	184	27	25	49	40	12	12	2	2	0	15
Gates	10,066	1,472	1,349	2,526	2,288	680	677	146	141	0	787

STATE SUPREME COURT JUSTICE
7TH JUDICIAL DISTRICT
(VOTE FOR 2)
DETAIL

LEGISLATIVE DISTRICT OR TOWN	TOTAL VOTES	MAURICE VERRILLO DEM	DERAL GIVENS DEM	ELENA F. CARIOLA REP	JIM WALSH REP	ELENA F. CARIOLA CON	JIM WALSH CON	MAURICE VERRILLO WOR	DERAL GIVENS WOR	SCATTER	BLANK AND VOID
Greece											
1	330	50	49	77	71	24	22	4	5	0	28
2	460	61	59	108	102	39	41	10	7	0	33
3	244	28	26	61	58	23	23	5	9	0	11
4	232	39	37	55	54	18	16	1	0	0	12
5	184	27	20	43	34	15	14	3	4	0	24
6	172	33	27	31	36	11	11	0	2	0	21
7	272	42	39	53	53	20	20	6	4	0	35
8	210	22	18	57	52	14	17	5	7	0	18
9	236	30	24	63	56	15	15	7	6	0	20
10	230	26	23	64	64	17	17	3	4	0	12
11	94	18	18	22	20	5	5	2	0	0	4
12	178	32	31	34	35	12	10	4	5	0	15
13	246	38	36	64	54	14	13	4	6	0	17
14	190	33	29	42	34	16	19	4	5	0	8
15	346	44	43	89	83	25	24	4	3	0	31
16	242	29	28	61	55	22	23	3	2	0	19
17	444	64	60	103	95	40	40	2	6	0	34
18	392	61	50	89	83	36	36	8	7	0	22
19	220	32	33	53	43	17	14	11	10	0	7
20	224	33	30	55	52	14	13	4	4	0	19
21	388	57	54	78	76	43	39	9	10	0	22
22	202	30	23	55	47	12	11	2	4	0	18
23	408	57	51	98	88	27	25	6	6	0	50
24	474	56	54	137	131	29	29	4	3	0	31
25	274	46	42	65	53	17	19	3	4	0	25
26	22	3	6	5	4	1	1	0	0	0	2

STATE SUPREME COURT JUSTICE
7TH JUDICIAL DISTRICT
(VOTE FOR 2)
DETAIL

LEGISLATIVE DISTRICT OR TOWN	TOTAL VOTES	MAURICE VERRILLO DEM	DERAL GIVENS DEM	ELENA F. CARIOLA REP	JIM WALSH REP	ELENA F. CARIOLA CON	JIM WALSH CON	MAURICE VERRILLO WOR	DERAL GIVENS WOR	SCATTER	BLANK AND VOID
Greece											
27	478	61	54	118	103	44	48	6	7	0	37
28	456	49	40	112	109	48	43	3	5	0	47
29	302	48	38	81	76	23	25	1	0	0	10
30	574	65	66	153	133	47	49	9	5	0	47
31	286	26	27	72	64	24	30	8	8	0	27
32	228	37	29	44	38	20	17	9	10	0	24
33	386	45	43	97	85	39	37	8	6	0	26
34	404	55	52	91	85	39	29	4	5	0	44
35	284	40	36	59	57	27	30	9	10	0	16
36	424	54	47	113	100	27	24	5	6	0	48
37	292	41	38	70	63	29	28	3	3	0	17
38	490	60	50	126	124	36	33	9	10	0	42
39	194	29	24	35	37	27	25	4	3	0	10
40	196	30	24	50	47	12	15	2	4	0	12
41	478	67	63	108	98	37	33	10	9	0	53
42	252	39	38	56	42	20	17	5	3	0	32
43	382	36	34	95	94	45	44	4	5	0	25
44	490	68	62	115	110	45	45	3	2	1	39
45	598	50	52	185	177	44	42	7	5	0	36
46	184	35	22	34	39	16	12	3	4	0	19
47	344	47	49	80	71	31	37	4	5	0	20
48	18	6	4	2	1	2	1	0	0	0	2
49	238	39	39	54	50	17	21	2	2	1	13
50	326	38	35	86	83	21	22	4	6	0	31
51	174	32	23	36	39	12	13	3	3	0	13
52	444	61	54	117	100	33	37	7	3	0	32

STATE SUPREME COURT JUSTICE
7TH JUDICIAL DISTRICT
(VOTE FOR 2)
DETAIL

LEGISLATIVE DISTRICT OR TOWN	TOTAL VOTES	MAURICE VERRILLO DEM	DERAL GIVENS DEM	ELENA F. CARIOLA REP	JIM WALSH REP	ELENA F. CARIOLA CON	JIM WALSH CON	MAURICE VERRILLO WOR	DERAL GIVENS WOR	SCATTER	BLANK AND VOID
Greece											
53	228	25	23	68	63	15	15	0	0	0	19
54	432	34	31	130	125	39	38	2	1	0	32
55	240	28	32	56	57	24	27	1	0	0	15
56	432	74	67	103	101	25	21	5	5	0	31
57	290	39	34	73	60	29	25	4	3	0	23
58	430	67	59	104	107	26	26	3	2	2	34
59	142	30	32	22	18	13	11	1	1	0	14
60	270	33	30	71	63	24	27	1	2	0	19
61	264	30	22	59	51	31	35	4	4	0	28
62	378	55	46	90	87	30	31	6	4	0	29
63	312	59	56	62	53	25	29	3	4	0	21
64	242	35	32	57	50	22	22	4	4	0	16
65	320	44	37	81	78	17	17	5	5	0	36
66	158	27	23	33	31	14	12	4	4	0	10
67	274	20	18	81	74	27	29	3	1	0	21
68	384	39	39	102	90	43	42	5	4	0	20
69	222	37	33	53	52	19	17	2	4	0	5
70	1,158	127	102	327	332	96	95	5	7	1	66
71	412	69	67	90	83	30	31	3	6	0	33
72	518	70	68	130	123	40	38	4	5	0	40
73	138	17	16	29	27	19	17	0	1	0	12
74	216	30	27	52	50	19	15	2	1	0	20
75	226	32	27	56	50	13	13	2	2	0	31
76	368	35	31	102	101	31	34	3	3	0	28
77	342	39	33	87	80	36	35	2	5	0	25
78	34	6	8	6	6	2	1	0	1	0	4

STATE SUPREME COURT JUSTICE
7TH JUDICIAL DISTRICT
(VOTE FOR 2)
DETAIL

LEGISLATIVE DISTRICT OR TOWN	TOTAL VOTES	MAURICE VERRILLO DEM	DERAL GIVENS DEM	ELENA F. CARIOLA REP	JIM WALSH REP	ELENA F. CARIOLA CON	JIM WALSH CON	MAURICE VERRILLO WOR	DERAL GIVENS WOR	SCATTER	BLANK AND VOID
Greece											
79	720	94	89	180	158	68	69	5	3	0	54
80	516	66	63	142	117	37	38	9	9	0	35
81	228	31	31	62	54	9	10	7	6	0	18
82	232	48	40	40	42	21	20	2	3	0	16
83	150	27	28	27	22	11	14	2	3	0	16
84	366	36	33	99	93	31	29	7	8	0	30
85	430	58	53	99	98	38	33	5	5	0	41
86	428	51	41	116	106	41	41	1	0	0	31
87	272	52	44	59	54	22	18	1	3	0	19
88	456	81	80	99	89	39	38	3	4	0	23
89	280	37	37	72	61	21	24	2	3	0	23
90	450	45	37	119	115	49	48	5	6	0	26
91	722	96	87	189	170	53	62	5	7	0	53
92	466	66	51	120	97	32	34	9	8	0	49
93	412	79	70	87	84	25	25	4	5	0	33
94	424	63	56	104	97	34	35	4	4	0	27
95	178	29	31	38	38	9	5	7	6	0	15
96	380	55	52	97	84	26	33	1	3	0	29
97	654	73	66	174	165	55	54	5	6	0	56
98	516	70	63	116	118	38	41	18	12	0	40
99	442	48	44	112	105	43	46	8	4	1	31
100	536	67	62	129	118	54	51	5	7	0	43
101	252	28	26	64	63	23	27	2	2	0	17
102	542	70	60	151	144	40	37	3	1	0	36
103	446	52	43	104	95	52	44	10	5	0	41
104	284	30	27	77	68	28	28	3	1	0	22

STATE SUPREME COURT JUSTICE
7TH JUDICIAL DISTRICT
(VOTE FOR 2)
DETAIL

LEGISLATIVE DISTRICT OR TOWN	TOTAL VOTES	MAURICE VERRILLO DEM	DERAL GIVENS DEM	ELENA F. CARIOLA REP	JIM WALSH REP	ELENA F. CARIOLA CON	JIM WALSH CON	MAURICE VERRILLO WOR	DERAL GIVENS WOR	SCATTER	BLANK AND VOID
Greece											
105	558	68	60	154	141	50	42	5	4	0	34
106	356	38	32	106	99	32	32	0	2	0	15
107	300	35	27	69	71	30	32	5	5	0	26
108	368	44	40	100	87	33	32	3	4	0	25
109	486	66	68	112	104	46	48	4	8	0	30
Greece	37,116	4,953	4,487	9,192	8,527	3,090	3,067	470	478	6	2,846
Hamlin											
1	312	40	38	71	72	28	30	3	3	0	27
2	500	48	45	127	132	49	49	4	5	0	41
3	422	37	35	111	105	44	48	6	6	0	30
4	314	25	26	87	82	34	34	2	3	0	21
5	402	30	31	92	85	53	53	5	9	0	44
6	390	37	36	103	100	40	39	7	6	2	20
7	668	73	68	173	168	59	56	6	6	0	59
8	262	23	22	59	62	27	31	4	4	1	29
9	238	18	18	68	68	22	17	2	2	0	23
10	504	45	44	134	117	46	56	3	3	2	54
Hamlin	4,012	376	363	1,025	991	402	413	42	47	5	348
Henrietta											
1	500	95	94	107	102	30	25	9	11	0	27
2	424	86	75	79	75	33	35	14	12	0	15
3	152	37	33	27	27	5	6	5	5	0	7
4	364	94	90	62	57	12	9	8	10	0	22
5	386	68	63	82	77	31	32	3	4	0	26
6	372	68	66	71	73	31	23	7	7	0	26
7	364	67	64	79	76	20	21	7	7	0	23

STATE SUPREME COURT JUSTICE
7TH JUDICIAL DISTRICT
(VOTE FOR 2)
DETAIL

LEGISLATIVE DISTRICT OR TOWN	TOTAL VOTES	MAURICE VERRILLO DEM	DERAL GIVENS DEM	ELENA F. CARIOLA REP	JIM WALSH REP	ELENA F. CARIOLA CON	JIM WALSH CON	MAURICE VERRILLO WOR	DERAL GIVENS WOR	SCATTER	BLANK AND VOID
Henrietta											
8	374	58	59	97	89	20	18	8	7	0	18
9	260	66	59	43	38	14	13	4	5	0	18
10	360	53	48	91	76	23	21	10	8	0	30
11	256	45	45	51	45	17	18	7	5	0	23
12	378	65	56	81	67	35	32	7	8	0	27
13	560	117	115	96	95	37	31	15	15	0	39
14	284	47	44	59	61	20	16	8	6	0	23
15	478	97	95	89	81	25	24	18	22	0	27
16	218	39	32	49	46	14	13	7	7	0	11
17	522	119	117	92	89	31	27	6	8	2	31
18	442	104	95	83	84	19	22	2	3	0	30
19	324	54	47	67	65	23	18	10	13	0	27
20	612	127	117	113	108	35	33	15	17	0	47
21	306	61	53	65	61	20	19	6	7	0	14
22	634	147	141	115	106	39	39	15	11	0	21
23	324	63	51	69	68	21	21	9	8	0	14
24	424	93	83	79	75	19	20	16	15	0	24
25	370	62	58	82	71	34	29	6	10	0	18
26	904	184	154	190	175	62	59	14	10	0	56
27	632	125	124	132	118	41	39	7	7	0	39
28	568	88	80	136	122	38	36	10	12	0	46
29	1,078	208	211	202	194	77	74	15	16	0	81
30	912	200	194	155	143	48	50	22	24	0	76
31	238	48	45	45	43	15	15	3	3	0	21
32	728	198	174	104	91	34	34	24	22	0	47
33	276	49	42	61	57	11	10	15	13	0	18

STATE SUPREME COURT JUSTICE
7TH JUDICIAL DISTRICT
(VOTE FOR 2)
DETAIL

LEGISLATIVE DISTRICT OR TOWN	TOTAL VOTES	MAURICE VERRILLO DEM	DERAL GIVENS DEM	ELENA F. CARIOLA REP	JIM WALSH REP	ELENA F. CARIOLA CON	JIM WALSH CON	MAURICE VERRILLO WOR	DERAL GIVENS WOR	SCATTER	BLANK AND VOID
Henrietta											
34	186	32	34	35	34	15	14	4	4	0	14
35	476	96	95	98	85	29	28	8	8	0	29
Henrietta	15,686	3,160	2,953	3,086	2,874	978	924	344	350	2	1,015
Irondequoit											
1	464	93	78	93	90	35	30	8	10	0	27
2	288	53	47	62	59	18	15	7	6	0	21
3	456	84	82	87	84	25	23	15	15	0	41
4	212	45	36	46	42	9	9	2	2	0	21
5	326	78	67	53	55	15	11	11	10	0	26
6	690	186	170	112	94	30	29	16	19	0	34
7	728	152	140	135	124	45	47	17	14	0	54
8	484	85	74	107	98	29	31	6	7	0	47
9	422	63	56	107	101	19	20	6	10	0	40
10	546	107	104	110	103	37	33	5	7	0	40
11	234	54	46	45	41	13	12	4	3	0	16
12	294	73	66	33	33	18	17	19	19	0	16
13	548	153	133	76	74	28	26	14	16	0	28
14	576	105	99	118	128	33	31	11	10	0	41
15	582	117	111	118	105	24	26	12	14	2	53
16	786	167	151	170	146	35	34	14	13	0	56
17	264	60	57	43	44	20	18	7	6	0	9
18	430	89	78	86	70	26	28	9	13	0	31
19	430	127	111	57	44	19	18	8	12	0	34
20	414	77	79	83	82	20	20	11	11	0	31
21	412	96	91	67	70	21	17	10	13	0	27
22	500	105	98	103	86	22	29	13	12	0	32

STATE SUPREME COURT JUSTICE
7TH JUDICIAL DISTRICT
(VOTE FOR 2)
DETAIL

LEGISLATIVE DISTRICT OR TOWN	TOTAL VOTES	MAURICE VERRILLO DEM	DERAL GIVENS DEM	ELENA F. CARIOLA REP	JIM WALSH REP	ELENA F. CARIOLA CON	JIM WALSH CON	MAURICE VERRILLO WOR	DERAL GIVENS WOR	SCATTER	BLANK AND VOID
Irondequoit											
23	382	88	80	66	60	23	24	12	10	0	19
24	372	84	73	62	60	24	21	12	12	0	24
25	386	70	66	91	82	25	21	5	7	0	19
26	212	53	48	35	31	4	4	8	8	0	21
27	298	49	46	65	58	20	13	9	9	0	29
28	398	56	48	111	102	19	18	7	4	0	33
29	288	61	53	57	51	11	13	10	11	0	21
30	430	86	87	86	83	18	16	10	9	0	35
31	514	114	108	98	99	19	16	16	16	0	28
32	360	80	76	53	53	16	17	19	19	0	27
33	328	68	60	54	57	24	29	5	7	0	24
34	650	123	110	153	145	29	30	9	8	0	43
35	246	54	47	47	44	9	7	10	9	0	19
36	156	31	24	31	28	8	6	6	6	2	14
37	258	43	43	61	49	15	16	7	5	0	19
38	138	34	29	19	18	5	4	9	9	0	11
39	106	24	19	24	20	9	6	1	1	0	2
40	312	81	74	52	53	9	12	7	6	0	18
41	344	67	65	63	57	17	18	17	16	0	24
42	506	78	77	115	114	30	28	13	13	0	38
43	282	65	49	43	40	19	20	10	11	0	25
44	854	163	149	182	164	42	44	20	15	0	75
45	266	54	48	53	52	15	14	3	2	0	25
46	380	67	61	92	85	10	12	13	11	0	29
47	170	26	24	46	36	8	8	3	4	0	15
48	372	60	56	86	90	17	22	9	10	0	22

STATE SUPREME COURT JUSTICE
7TH JUDICIAL DISTRICT
(VOTE FOR 2)
DETAIL

LEGISLATIVE DISTRICT OR TOWN	TOTAL VOTES	MAURICE VERRILLO DEM	DERAL GIVENS DEM	ELENA F. CARIOLA REP	JIM WALSH REP	ELENA F. CARIOLA CON	JIM WALSH CON	MAURICE VERRILLO WOR	DERAL GIVENS WOR	SCATTER	BLANK AND VOID
Irondequoit											
49	610	123	121	123	114	30	28	9	11	1	50
50	152	27	25	32	28	8	8	6	3	0	15
51	614	118	119	120	110	42	36	18	12	0	39
52	344	80	71	56	55	19	19	7	5	0	32
53	316	51	44	75	73	17	15	7	5	0	29
54	74	13	12	15	16	5	4	1	0	0	8
55	386	94	86	66	64	16	15	7	8	0	30
56	292	61	56	53	51	10	13	9	8	0	31
57	544	115	102	107	102	29	26	13	10	0	40
58	412	71	71	92	79	19	23	8	13	0	36
59	324	72	63	57	47	23	25	6	8	0	23
60	388	77	66	75	67	26	30	8	11	0	28
61	500	112	104	89	72	33	30	15	14	1	30
62	546	132	121	106	97	14	15	11	12	0	38
63	338	66	63	66	62	17	14	8	6	0	36
64	64	14	10	12	10	1	0	1	1	0	15
65	242	63	48	36	32	12	11	6	4	0	30
66	108	35	23	13	14	3	3	1	0	0	16
67	246	51	45	49	43	13	13	7	7	0	18
68	312	59	54	61	54	17	12	9	9	0	37
Irondequoit	25,906	5,382	4,898	5,059	4,694	1,340	1,303	632	627	6	1,965
Mendon											
1	858	166	156	184	158	61	62	10	11	0	50
2	794	162	159	170	149	38	33	11	14	2	56
3	876	151	148	190	183	67	67	12	14	1	43
4	616	133	127	116	110	24	28	13	11	0	54

STATE SUPREME COURT JUSTICE
7TH JUDICIAL DISTRICT
(VOTE FOR 2)
DETAIL

LEGISLATIVE DISTRICT OR TOWN	TOTAL VOTES	MAURICE VERRILLO DEM	DERAL GIVENS DEM	ELENA F. CARIOLA REP	JIM WALSH REP	ELENA F. CARIOLA CON	JIM WALSH CON	MAURICE VERRILLO WOR	DERAL GIVENS WOR	SCATTER	BLANK AND VOID
Mendon											
5	826	157	154	173	164	60	60	11	12	0	35
6	818	127	129	196	182	58	56	10	13	0	47
7	806	134	125	182	177	64	66	6	4	0	48
8	316	52	50	71	67	23	23	5	4	0	21
9	658	116	107	151	151	40	41	7	10	0	35
Mendon	6,568	1,198	1,155	1,433	1,341	435	436	85	93	3	389
Ogden											
1	430	66	66	92	86	43	42	4	2	0	29
2	468	60	65	119	108	38	36	7	5	0	30
3	638	71	63	190	171	46	46	10	10	0	31
4	404	44	38	100	95	44	43	5	4	0	31
5	394	38	45	103	99	42	36	4	3	0	24
6	454	54	53	120	112	48	39	1	0	0	27
7	328	29	26	85	84	36	41	2	2	0	23
8	436	56	49	126	118	29	28	3	4	0	23
9	418	72	74	94	84	29	25	5	5	0	30
10	418	56	51	97	101	37	36	5	5	0	30
11	464	53	51	119	111	47	46	2	2	0	33
12	520	44	42	152	147	46	44	6	5	0	34
13	458	62	65	113	114	37	34	8	9	0	16
14	376	36	41	98	87	38	38	7	6	0	25
15	632	76	69	155	145	65	59	1	6	0	56
16	314	25	23	92	88	35	37	3	1	0	10
17	402	38	37	115	111	33	37	1	4	0	26
18	516	56	49	131	130	47	46	10	16	0	31
19	524	56	58	144	126	43	45	5	7	0	40

STATE SUPREME COURT JUSTICE
7TH JUDICIAL DISTRICT
(VOTE FOR 2)
DETAIL

LEGISLATIVE DISTRICT OR TOWN	TOTAL VOTES	MAURICE VERRILLO DEM	DERAL GIVENS DEM	ELENA F. CARIOLA REP	JIM WALSH REP	ELENA F. CARIOLA CON	JIM WALSH CON	MAURICE VERRILLO WOR	DERAL GIVENS WOR	SCATTER	BLANK AND VOID
Ogden											
20	596	61	59	163	155	60	61	4	3	0	30
Ogden	9,190	1,053	1,024	2,408	2,272	843	819	93	99	0	579
Parma											
1	446	52	56	116	111	42	40	3	3	0	23
2	498	40	34	137	138	56	57	3	3	0	30
3	334	28	27	93	88	27	33	7	5	0	26
4	420	40	31	137	129	28	33	2	2	0	18
5	288	27	23	83	82	23	23	2	3	0	22
6	234	13	14	68	74	24	22	0	1	0	18
7	392	34	36	111	101	34	36	8	6	0	26
8	570	75	69	146	129	50	51	8	7	0	35
9	474	46	44	131	124	41	48	5	2	0	33
10	406	32	30	102	91	63	63	2	2	0	21
11	462	48	53	108	103	58	50	5	8	0	29
12	422	37	32	112	107	41	47	9	10	0	27
13	744	64	58	210	200	76	76	6	7	0	47
14	260	23	24	69	71	24	24	2	3	0	20
15	476	30	35	138	138	41	40	9	12	0	33
Parma	6,426	589	566	1,761	1,686	628	643	71	74	0	408
Penfield											
1	158	26	30	33	30	14	11	2	2	0	10
2	364	71	71	68	65	27	21	9	10	0	22
3	446	80	70	105	100	25	30	3	4	0	29
4	670	86	78	162	161	67	69	5	3	0	39
5	506	109	111	103	86	33	32	6	5	0	21
6	320	51	46	81	76	27	26	2	2	0	9

STATE SUPREME COURT JUSTICE
7TH JUDICIAL DISTRICT
(VOTE FOR 2)
DETAIL

LEGISLATIVE DISTRICT OR TOWN	TOTAL VOTES	MAURICE VERRILLO DEM	DERAL GIVENS DEM	ELENA F. CARIOLA REP	JIM WALSH REP	ELENA F. CARIOLA CON	JIM WALSH CON	MAURICE VERRILLO WOR	DERAL GIVENS WOR	SCATTER	BLANK AND VOID
Penfield											
7	442	97	95	82	78	27	29	9	7	0	18
8	196	31	30	41	41	14	19	2	2	0	16
9	560	159	148	83	76	28	26	6	8	0	26
10	292	64	68	51	47	20	21	6	4	0	11
11	242	40	41	56	56	9	13	7	5	0	15
12	432	103	98	64	62	23	24	11	15	0	32
13	408	55	55	110	96	28	36	3	6	0	19
14	620	74	77	167	156	47	47	9	11	0	32
15	620	137	132	126	111	26	30	10	10	0	38
16	210	48	47	36	31	10	13	5	5	0	15
17	434	89	85	102	84	24	24	5	6	0	15
18	376	81	71	83	69	20	21	8	6	0	17
19	694	155	152	139	125	38	37	9	9	0	30
20	496	83	83	108	87	48	46	6	5	0	30
21	492	120	121	81	82	22	21	14	14	1	16
22	410	102	96	68	66	28	25	6	6	0	13
23	640	144	141	124	121	31	34	12	11	0	22
24	620	113	108	136	121	49	48	10	12	0	23
25	340	44	38	86	76	34	32	6	4	0	20
26	252	40	36	56	49	20	22	8	7	0	14
27	470	93	91	98	97	30	29	5	8	0	19
28	340	66	60	64	58	31	24	8	8	0	21
29	500	112	110	93	81	29	28	11	12	4	20
30	870	146	135	209	188	65	65	12	14	0	36
31	264	55	45	58	53	13	14	5	5	0	16
32	276	71	64	47	42	11	13	5	6	0	17

STATE SUPREME COURT JUSTICE
7TH JUDICIAL DISTRICT
(VOTE FOR 2)
DETAIL

LEGISLATIVE DISTRICT OR TOWN	TOTAL VOTES	MAURICE VERRILLO DEM	DERAL GIVENS DEM	ELENA F. CARIOLA REP	JIM WALSH REP	ELENA F. CARIOLA CON	JIM WALSH CON	MAURICE VERRILLO WOR	DERAL GIVENS WOR	SCATTER	BLANK AND VOID
Penfield											
33	418	72	64	87	82	36	37	7	6	0	27
34	350	62	51	77	76	29	28	6	6	0	15
35	674	163	147	116	109	44	46	8	8	0	33
36	464	108	101	96	84	18	23	8	10	0	16
37	886	152	127	230	209	57	54	8	6	0	43
38	318	49	42	83	74	21	16	5	5	0	23
39	302	44	41	71	71	28	23	2	5	0	17
40	460	86	78	108	111	22	21	7	5	0	22
41	630	114	101	158	150	41	34	5	5	0	22
42	410	56	54	106	103	29	36	5	5	0	16
Penfield	18,872	3,651	3,439	4,052	3,740	1,243	1,248	286	293	5	915
Perinton											
1	778	164	154	160	144	52	58	5	6	0	35
2	584	130	124	109	105	32	34	12	11	0	27
3	438	85	81	93	91	27	27	6	5	0	23
4	396	96	87	73	71	24	22	6	5	0	12
5	206	37	38	36	33	12	17	11	11	0	11
6	454	128	119	58	55	24	23	17	15	0	15
7	580	141	131	116	113	22	22	9	9	0	17
8	454	103	99	84	83	32	32	8	6	0	7
9	592	120	111	120	114	43	43	9	8	0	24
10	618	151	137	98	104	26	30	19	19	0	34
11	300	61	61	58	52	26	24	4	6	0	8
12	472	108	100	85	83	33	27	7	9	0	20
13	408	81	82	99	91	17	16	2	5	0	15
14	508	98	86	115	111	31	31	9	11	0	16

STATE SUPREME COURT JUSTICE
7TH JUDICIAL DISTRICT
(VOTE FOR 2)
DETAIL

LEGISLATIVE DISTRICT OR TOWN	TOTAL VOTES	MAURICE VERRILLO DEM	DERAL GIVENS DEM	ELENA F. CARIOLA REP	JIM WALSH REP	ELENA F. CARIOLA CON	JIM WALSH CON	MAURICE VERRILLO WOR	DERAL GIVENS WOR	SCATTER	BLANK AND VOID
Perinton											
15	424	95	84	80	74	23	25	11	9	0	23
16	396	79	74	84	86	17	21	4	5	0	26
17	432	98	87	75	72	32	33	10	8	0	17
18	454	92	86	83	84	30	28	14	11	0	26
19	390	71	62	78	76	34	34	10	8	0	17
20	434	82	71	98	92	25	27	6	5	0	28
21	544	113	111	87	86	41	39	16	14	0	37
22	360	76	72	67	63	27	19	8	8	0	20
23	720	156	160	148	142	30	29	14	12	0	29
24	708	148	122	166	155	30	35	7	9	0	36
25	388	94	92	65	55	21	20	7	11	1	22
26	508	101	96	105	95	35	37	7	4	0	28
27	402	75	76	89	83	23	24	5	7	0	20
28	380	62	63	94	91	15	17	7	9	0	22
29	318	66	60	64	66	24	23	2	4	0	9
30	474	95	85	91	81	37	36	12	11	0	26
31	558	127	119	103	97	38	33	11	9	0	21
32	346	77	74	57	55	25	25	7	5	0	21
33	522	129	124	94	86	19	18	14	17	0	21
34	598	124	108	122	124	33	36	9	7	0	35
35	444	100	81	83	74	30	31	8	10	0	27
36	280	57	54	58	50	18	18	7	8	0	10
37	548	128	117	109	101	32	35	5	6	0	15
38	664	144	128	138	129	35	32	13	10	0	35
39	568	105	96	132	108	43	40	6	9	0	29
40	386	82	75	83	79	16	15	8	8	0	20

STATE SUPREME COURT JUSTICE
7TH JUDICIAL DISTRICT
(VOTE FOR 2)
DETAIL

LEGISLATIVE DISTRICT OR TOWN	TOTAL VOTES	MAURICE VERRILLO DEM	DERAL GIVENS DEM	ELENA F. CARIOLA REP	JIM WALSH REP	ELENA F. CARIOLA CON	JIM WALSH CON	MAURICE VERRILLO WOR	DERAL GIVENS WOR	SCATTER	BLANK AND VOID
Perinton											
41	344	64	64	70	70	28	27	5	3	0	13
42	376	68	66	85	75	27	29	3	1	0	22
43	906	166	159	222	217	47	49	9	6	0	31
44	410	101	89	84	79	21	24	2	4	0	6
45	898	186	160	202	182	52	47	13	13	0	43
46	214	52	55	33	26	15	13	4	4	0	12
47	524	102	100	110	100	31	34	8	8	0	31
48	422	89	86	85	77	23	25	7	8	0	22
49	394	86	81	80	73	28	26	2	4	0	14
50	60	11	13	9	10	4	4	3	2	0	4
51	620	83	79	155	154	60	56	7	7	0	19
52	494	123	113	95	95	24	23	2	4	0	15
53	406	100	90	76	77	18	18	8	7	0	12
54	790	156	147	180	177	44	43	8	7	0	28
55	504	91	88	113	117	28	26	7	9	0	25
56	794	161	156	175	155	49	50	6	5	0	37
Perinton	27,190	5,718	5,333	5,531	5,238	1,633	1,630	446	442	1	1,218
Pittsford											
1	480	121	111	83	72	19	19	9	11	0	35
2	566	146	138	86	90	24	18	15	19	0	30
3	834	193	179	167	170	25	27	10	10	0	53
4	746	164	150	139	144	44	43	9	11	0	42
5	464	128	112	70	72	23	22	4	6	1	26
6	284	84	77	39	34	10	8	5	7	0	20
7	286	60	59	58	61	12	10	8	7	2	9
8	520	94	86	126	134	25	25	5	5	1	19

STATE SUPREME COURT JUSTICE
7TH JUDICIAL DISTRICT
(VOTE FOR 2)
DETAIL

LEGISLATIVE DISTRICT OR TOWN	TOTAL VOTES	MAURICE VERRILLO DEM	DERAL GIVENS DEM	ELENA F. CARIOLA REP	JIM WALSH REP	ELENA F. CARIOLA CON	JIM WALSH CON	MAURICE VERRILLO WOR	DERAL GIVENS WOR	SCATTER	BLANK AND VOID
Pittsford											
9	588	116	115	131	135	23	23	10	10	0	25
10	682	150	141	145	145	29	24	10	7	0	31
11	470	100	93	81	81	32	34	10	9	0	30
12	558	120	124	114	112	23	23	9	9	0	24
13	444	91	90	82	85	25	24	14	16	1	16
14	678	140	136	148	149	24	30	10	9	0	32
15	278	43	47	62	63	13	14	8	6	0	22
16	452	114	111	78	75	18	20	7	9	0	20
17	688	174	168	111	114	24	22	19	21	0	35
18	394	106	98	67	64	14	12	4	8	0	21
19	358	55	56	79	74	35	33	4	2	0	20
20	596	141	137	115	113	22	22	10	12	0	24
21	524	149	143	79	88	19	20	7	3	0	16
22	610	155	144	116	111	24	26	7	8	0	19
23	432	87	77	96	88	29	28	5	4	0	18
24	610	134	129	125	125	24	26	3	4	0	40
25	654	151	138	129	117	28	29	5	6	0	51
26	498	92	84	115	114	32	29	9	10	0	13
27	520	148	142	78	78	15	17	7	6	0	29
28	526	126	120	106	96	15	18	9	8	0	28
29	566	96	86	132	129	37	37	8	6	0	35
30	470	116	105	84	91	19	21	5	6	0	23
31	640	128	129	144	145	32	30	4	6	1	21
32	686	154	152	146	143	24	27	6	5	0	29
33	940	211	192	184	188	51	51	11	10	0	42
34	782	170	174	166	168	33	35	5	5	0	26

STATE SUPREME COURT JUSTICE
7TH JUDICIAL DISTRICT
(VOTE FOR 2)
DETAIL

LEGISLATIVE DISTRICT OR TOWN	TOTAL VOTES	MAURICE VERRILLO	DERAL GIVENS	ELENA F. CARIOLA	JIM WALSH	ELENA F. CARIOLA	JIM WALSH	MAURICE VERRILLO	DERAL GIVENS	SCATTER	BLANK AND VOID
		DEM	DEM	REP	REP	CON	CON	WOR	WOR		
Pittsford	18,824	4,257	4,043	3,681	3,668	846	847	271	281	6	924
Riga											
1	620	68	59	152	147	61	65	7	8	0	53
2	544	42	34	158	156	56	59	2	1	0	36
3	440	59	54	118	99	30	37	4	4	0	35
4	468	38	35	138	126	49	45	1	2	0	34
5	480	27	27	164	149	38	42	4	2	0	27
6	454	32	24	113	114	69	63	4	8	0	27
Riga	3,006	266	233	843	791	303	311	22	25	0	212
Rush											
1	878	123	123	163	160	96	93	16	13	0	91
2	556	61	50	132	123	54	55	6	13	0	62
3	808	140	139	147	126	71	80	13	10	0	82
4	798	109	103	173	159	72	69	15	17	0	81
Rush	3,040	433	415	615	568	293	297	50	53	0	316
Sweden											
1	460	88	86	91	74	37	35	5	5	0	39
2	172	32	30	31	32	14	14	2	3	0	14
3	446	92	84	86	82	29	29	7	7	0	30
4	570	96	96	129	124	41	40	7	7	0	30
5	112	28	27	19	21	8	9	0	0	0	0
6	410	76	68	89	86	31	29	5	6	0	20
7	450	73	68	105	97	29	34	8	8	0	28
8	420	46	49	106	103	41	41	4	5	0	25
9	352	67	60	76	76	20	18	5	7	0	23
10	714	68	64	174	168	79	83	9	8	0	61
11	114	29	27	21	15	7	9	0	1	0	5

STATE SUPREME COURT JUSTICE
7TH JUDICIAL DISTRICT
(VOTE FOR 2)
DETAIL

LEGISLATIVE DISTRICT OR TOWN	TOTAL VOTES	MAURICE VERRILLO DEM	DERAL GIVENS DEM	ELENA F. CARIOLA REP	JIM WALSH REP	ELENA F. CARIOLA CON	JIM WALSH CON	MAURICE VERRILLO WOR	DERAL GIVENS WOR	SCATTER	BLANK AND VOID
Sweden											
12	494	52	41	125	124	54	56	7	6	0	29
Sweden	4,714	747	700	1,052	1,002	390	397	59	63	0	304
Webster											
1	438	90	75	103	84	25	30	4	6	0	21
2	488	102	101	98	89	29	26	8	8	0	27
3	614	132	115	134	115	34	39	5	7	0	33
4	188	31	28	43	43	12	13	3	5	0	10
5	502	78	77	116	105	33	36	11	11	0	35
6	318	49	49	80	77	16	16	3	2	0	26
7	470	75	69	114	110	31	32	7	6	0	26
8	420	63	58	96	96	36	32	8	8	0	23
9	462	61	59	113	104	43	44	7	7	0	24
10	998	147	136	233	233	86	88	8	10	0	57
11	486	69	69	116	105	38	40	10	6	0	33
12	644	98	106	149	142	45	48	6	5	0	45
13	470	90	80	107	99	26	27	8	9	0	24
14	452	88	86	94	86	29	26	6	8	0	29
15	288	50	50	59	60	20	20	7	5	0	17
16	500	79	83	108	103	45	47	7	6	0	22
17	460	57	48	117	106	47	50	10	5	0	20
18	332	65	67	66	55	24	24	8	4	0	19
19	750	107	105	193	175	53	54	7	10	0	46
20	832	112	100	218	214	65	63	6	7	0	47
21	560	84	82	143	141	35	33	6	8	0	28
22	534	76	70	125	115	45	46	15	12	0	30
23	416	83	74	87	76	32	33	5	5	0	21

STATE SUPREME COURT JUSTICE
7TH JUDICIAL DISTRICT
(VOTE FOR 2)
DETAIL

LEGISLATIVE DISTRICT OR TOWN	TOTAL VOTES	MAURICE VERRILLO DEM	DERAL GIVENS DEM	ELENA F. CARIOLA REP	JIM WALSH REP	ELENA F. CARIOLA CON	JIM WALSH CON	MAURICE VERRILLO WOR	DERAL GIVENS WOR	SCATTER	BLANK AND VOID
Webster											
24	1,174	184	151	282	254	98	99	9	16	0	81
25	200	40	30	44	38	17	16	0	1	0	14
26	412	65	58	88	76	43	47	7	6	0	22
27	970	171	153	233	218	72	61	10	11	0	41
28	500	72	69	117	108	41	45	10	7	0	31
29	284	55	47	58	54	23	23	3	4	0	17
30	222	43	36	55	48	11	13	2	4	0	10
31	508	69	58	119	107	52	51	9	7	0	36
32	666	111	92	163	152	45	49	9	11	0	34
33	540	87	76	122	122	44	43	5	9	0	32
34	240	32	31	67	63	17	15	1	2	2	10
35	324	57	53	61	62	40	40	3	4	0	4
36	354	68	60	82	77	23	20	1	3	0	20
37	836	137	144	185	180	48	51	16	18	0	57
38	450	91	88	97	97	21	18	7	6	0	25
39	506	117	108	113	96	16	20	3	5	0	28
40	922	186	171	194	177	60	56	12	15	0	51
41	768	129	123	184	173	51	48	12	11	0	37
42	594	90	82	133	134	54	53	6	4	2	36
43	394	65	58	88	86	32	31	3	4	0	27
Webster	22,486	3,755	3,475	5,197	4,855	1,657	1,666	293	308	4	1,276
Wheatland											
1	386	64	61	83	72	27	30	19	13	0	17
2	472	49	44	124	118	45	41	3	2	0	46
3	384	75	69	76	70	32	31	5	3	0	23
4	304	38	34	81	67	21	29	3	3	0	28

STATE SUPREME COURT JUSTICE
7TH JUDICIAL DISTRICT
(VOTE FOR 2)
DETAIL

LEGISLATIVE DISTRICT OR TOWN	TOTAL VOTES	MAURICE VERRILLO DEM	DERAL GIVENS DEM	ELENA F. CARIOLA REP	JIM WALSH REP	ELENA F. CARIOLA CON	JIM WALSH CON	MAURICE VERRILLO WOR	DERAL GIVENS WOR	SCATTER	BLANK AND VOID
Wheatland 5	540	56	57	131	131	60	58	6	7	0	34
Wheatland	2,086	282	265	495	458	185	189	36	28	0	148
TOWNS	251,944	44,907	42,018	54,867	51,303	17,112	16,996	4,355	4,426	46	15,914
GRAND TOTAL:	291,442	55,234	52,312	58,485	54,529	18,342	18,194	6,523	6,646	72	21,105

COUNTY SHERIFF
SUMMARY

LEGISLATIVE DISTRICT OR TOWN	TOTAL VOTES	TODD K. BAXTER		BLANK AND VOID
		DEM	SCATTER	
Leg. Dist. 07	404	273	1	130
Leg. Dist. 16	6	6	0	0
Leg. Dist. 21	2,612	1,971	16	625
Leg. Dist. 22	1,136	823	3	310
Leg. Dist. 23	4,057	3,066	37	954
Leg. Dist. 24	2,682	1,997	25	660
Leg. Dist. 25	1,959	1,463	17	479
Leg. Dist. 26	1,901	1,354	16	531
Leg. Dist. 27	2,451	1,898	13	540
Leg. Dist. 28	1,081	795	4	282
Leg. Dist. 29	1,460	1,090	5	365
CITY	19,749	14,736	137	4,876
Brighton	9,074	6,944	40	2,090
Chili	6,482	4,108	17	2,357
Clarkson	1,621	955	9	657
East Rochester	1,201	801	1	399
Gates	5,033	3,106	19	1,908
Greece	18,558	12,102	57	6,399
Hamlin	2,006	1,174	9	823
Henrietta	7,843	5,412	33	2,398
Irondequoit	12,953	9,072	46	3,835
Mendon	3,284	2,046	8	1,230
Ogden	4,595	2,702	5	1,888
Parma	3,213	1,794	23	1,396
Penfield	9,436	6,164	45	3,227
Perinton	13,595	9,177	42	4,376
Pittsford	9,412	6,493	34	2,885
Riga	1,503	832	8	663
Rush	1,520	968	2	550
Sweden	2,357	1,413	16	928
Webster	11,243	7,166	41	4,036
Wheatland	1,043	632	5	406
TOWNS	125,972	83,061	460	42,451
GRAND TOTAL:	145,721	97,797	597	47,327

SHERIFF
DETAIL

LEGISLATIVE DISTRICT OR TOWN	TOTAL VOTES	TODD K. BAXTER DEM	SCATTER	BLANK AND VOID
Leg. Dist. 07				
1	280	190	0	90
2	124	83	1	40
Leg. Dist. 07	404	273	1	130
Leg. Dist. 16				
1	6	6	0	0
Leg. Dist. 16	6	6	0	0
Leg. Dist. 21				
1	148	115	1	32
2	105	77	0	28
3	54	37	0	17
4	47	32	0	15
5	76	59	0	17
6	139	109	1	29
7	206	157	1	48
8	57	40	0	17
9	180	144	1	35
10	226	179	1	46
11	66	52	0	14
12	280	200	1	79
13	84	63	2	19
14	38	26	0	12
15	122	95	0	27
16	38	25	1	12
17	84	61	2	21
18	51	36	1	14
19	25	20	0	5
20	61	47	1	13
21	64	46	0	18
22	70	50	1	19
23	72	53	0	19
24	180	138	1	41
25	66	51	1	14
26	43	32	0	11
27	30	27	0	3
Leg. Dist. 21	2,612	1,971	16	625
Leg. Dist. 22				
1	83	63	0	20
2	12	10	0	2
3	71	28	0	43
4	41	16	0	25
5	17	13	0	4
6	45	34	0	11
7	14	10	0	4

SHERIFF
DETAIL

LEGISLATIVE DISTRICT OR TOWN	TOTAL VOTES	TODD K. BAXTER DEM	SCATTER	BLANK AND VOID
Leg. Dist. 22				
8	33	25	0	8
9	23	19	0	4
10	47	36	0	11
11	88	65	1	22
12	35	29	0	6
13	19	14	0	5
14	9	9	0	0
15	65	55	0	10
16	17	12	0	5
17	21	14	0	7
18	30	25	0	5
19	21	17	1	3
20	59	43	0	16
21	28	18	0	10
22	31	24	0	7
23	26	20	0	6
24	18	15	1	2
25	157	120	0	37
26	76	55	0	21
27	50	34	0	16
Leg. Dist. 22	1,136	823	3	310
Leg. Dist. 23				
1	59	49	1	9
2	121	91	0	30
3	80	64	2	14
4	222	167	2	53
5	56	39	0	17
6	71	55	0	16
7	141	108	4	29
8	136	102	4	30
9	123	88	0	35
10	109	82	2	25
11	163	123	2	38
12	228	178	0	50
13	155	117	1	37
14	113	89	0	24
15	100	72	0	28
16	80	62	1	17
17	153	123	1	29
18	289	215	2	72
19	138	95	2	41
20	185	143	1	41
21	185	138	1	46

SHERIFF
DETAIL

LEGISLATIVE DISTRICT OR TOWN	TOTAL VOTES	TODD K. BAXTER DEM	SCATTER	BLANK AND VOID
Leg. Dist. 23				
22	146	111	2	33
23	89	67	2	20
24	120	85	2	33
25	255	192	0	63
26	292	228	0	64
27	126	100	0	26
28	104	70	4	30
29	18	13	1	4
Leg. Dist. 23	<u>4,057</u>	<u>3,066</u>	<u>37</u>	<u>954</u>
Leg. Dist. 24				
1	268	213	4	51
2	126	99	0	27
3	140	103	0	37
4	207	155	3	49
5	172	134	1	37
6	119	85	2	32
7	65	47	1	17
8	118	89	0	29
9	101	80	3	18
10	233	167	4	62
11	42	26	0	16
12	13	10	0	3
13	173	136	2	35
14	199	143	1	55
15	170	128	1	41
16	156	108	1	47
17	20	13	0	7
18	138	94	0	44
19	17	12	0	5
20	26	17	1	8
21	31	25	0	6
22	52	37	0	15
23	81	63	0	18
24	15	13	1	1
Leg. Dist. 24	<u>2,682</u>	<u>1,997</u>	<u>25</u>	<u>660</u>
Leg. Dist. 25				
1	169	133	1	35
2	56	40	0	16
3	87	65	0	22
4	27	25	0	2
5	53	45	0	8
6	97	64	1	32
7	71	54	0	17

SHERIFF
DETAIL

LEGISLATIVE DISTRICT OR TOWN	TOTAL VOTES	TODD K. BAXTER DEM	SCATTER	BLANK AND VOID
Leg. Dist. 25				
8	78	66	0	12
9	25	19	0	6
10	106	87	0	19
11	31	24	0	7
12	145	101	3	41
13	50	39	0	11
14	58	34	2	22
15	57	45	0	12
16	40	30	0	10
17	46	35	0	11
18	93	69	1	23
19	77	56	1	20
20	57	37	1	19
21	52	41	0	11
22	98	78	0	20
23	9	8	1	0
24	20	15	0	5
25	190	134	1	55
26	20	13	0	7
27	33	25	0	8
28	9	4	1	4
29	36	20	4	12
30	69	57	0	12
Leg. Dist. 25	<u>1,959</u>	<u>1,463</u>	<u>17</u>	<u>479</u>
Leg. Dist. 26				
1	237	172	4	61
2	88	69	2	17
3	49	36	0	13
4	121	85	1	35
5	83	61	0	22
6	76	56	0	20
7	83	62	0	21
8	74	57	0	17
9	106	66	2	38
10	87	63	1	23
11	108	80	1	27
12	136	88	0	48
13	159	119	0	40
14	162	118	1	43
15	81	56	1	24
16	119	77	2	40
17	132	89	1	42
Leg. Dist. 26	<u>1,901</u>	<u>1,354</u>	<u>16</u>	<u>531</u>

SHERIFF
DETAIL

LEGISLATIVE DISTRICT OR TOWN	TOTAL VOTES	TODD K. BAXTER DEM	SCATTER	BLANK AND VOID
Leg. Dist. 27				
1	128	95	0	33
2	140	108	2	30
3	130	99	0	31
4	147	111	0	36
5	137	106	1	30
6	89	71	0	18
7	126	100	0	26
8	127	109	1	17
9	159	121	1	37
10	120	92	1	27
11	121	94	0	27
12	85	70	0	15
13	87	72	0	15
14	55	43	1	11
15	101	81	1	19
16	105	84	1	20
17	98	74	3	21
18	82	60	0	22
19	108	87	0	21
20	47	36	0	11
21	54	38	0	16
22	58	43	0	15
23	77	59	1	17
25	34	21	0	13
26	36	24	0	12
Leg. Dist. 27	2,451	1,898	13	540
Leg. Dist. 28				
1	58	43	0	15
2	34	24	0	10
3	20	18	0	2
4	49	37	0	12
5	40	27	1	12
6	119	92	0	27
7	113	84	0	29
8	51	38	0	13
9	60	43	0	17
10	20	15	0	5
11	37	30	0	7
12	30	24	0	6
13	60	42	1	17
14	61	41	0	20
15	21	17	0	4
16	56	40	0	16

SHERIFF
DETAIL

LEGISLATIVE DISTRICT OR TOWN	TOTAL VOTES	TODD K. BAXTER		SCATTER	BLANK AND VOID
		DEM			
Leg. Dist. 28					
17	4	2		1	1
18	46	34		1	11
19	0	0		0	0
20	88	63		0	25
21	86	60		0	26
22	28	21		0	7
Leg. Dist. 28	1,081	795		4	282
Leg. Dist. 29					
1	6	3		0	3
2	11	7		0	4
3	4	1		0	3
4	107	78		0	29
5	63	44		0	19
6	50	42		0	8
7	62	50		0	12
8	15	14		0	1
9	105	80		2	23
10	60	44		0	16
11	76	59		0	17
12	49	34		0	15
13	36	27		0	9
14	29	21		0	8
15	45	32		0	13
16	17	13		0	4
17	62	47		0	15
18	129	97		1	31
19	34	30		0	4
20	75	56		0	19
21	103	74		1	28
22	42	33		1	8
23	83	51		0	32
24	87	74		0	13
25	89	63		0	26
26	19	14		0	5
28	2	2		0	0
Leg. Dist. 29	1,460	1,090		5	365
CITY	19,749	14,736		137	4,876
Brighton					
1	263	205		1	57
2	142	95		2	45
3	175	130		0	45
4	253	193		1	59
5	278	207		2	69

SHERIFF
DETAIL

LEGISLATIVE DISTRICT OR TOWN	TOTAL VOTES	TODD K. BAXTER DEM	SCATTER	BLANK AND VOID
Brighton				
6	289	229	1	59
7	137	95	1	41
8	244	144	0	100
9	249	188	0	61
10	280	224	1	55
11	255	188	3	64
12	323	254	0	69
13	187	154	0	33
14	129	99	4	26
15	158	123	1	34
16	171	97	0	74
17	116	101	0	15
18	204	152	3	49
19	166	136	1	29
20	124	98	2	24
21	196	147	1	48
22	228	180	0	48
23	210	174	0	36
24	218	163	0	55
25	204	160	0	44
26	141	100	0	41
27	211	147	0	64
28	273	202	1	70
29	118	77	1	40
30	274	221	0	53
31	215	179	2	34
32	270	206	1	63
33	246	204	1	41
34	213	168	1	44
35	180	144	1	35
36	83	64	0	19
37	142	113	1	28
38	234	177	2	55
39	187	143	0	44
40	365	299	1	65
41	191	157	2	32
42	88	70	1	17
43	161	125	0	36
44	54	35	0	19
45	111	81	1	29
46	118	96	0	22
Brighton	9,074	6,944	40	2,090

SHERIFF
DETAIL

LEGISLATIVE DISTRICT OR TOWN	TOTAL VOTES	TODD K. BAXTER	SCATTER	BLANK AND VOID
		DEM		
<u>Chili</u>				
1	166	110	0	56
2	285	165	0	120
3	198	125	0	73
4	132	85	0	47
5	175	115	1	59
6	204	124	1	79
7	110	78	0	32
8	199	122	2	75
9	208	139	2	67
10	114	64	0	50
11	193	117	1	75
12	203	129	0	74
13	304	172	0	132
14	213	123	0	90
15	160	106	3	51
16	367	234	2	131
17	485	297	2	186
18	172	96	1	75
19	194	123	1	70
20	260	205	0	55
21	139	75	0	64
22	170	133	0	37
23	162	98	0	64
24	356	223	0	133
25	118	84	0	34
26	261	156	1	104
27	176	115	0	61
28	143	102	0	41
29	156	103	0	53
30	71	45	0	26
31	202	143	0	59
32	186	102	0	84
<u>Chili</u>	<u>6,482</u>	<u>4,108</u>	<u>17</u>	<u>2,357</u>
<u>Clarkson</u>				
1	343	188	3	152
2	43	23	0	20
3	236	149	1	86
4	368	206	2	160
5	426	265	1	160
6	205	124	2	79
<u>Clarkson</u>	<u>1,621</u>	<u>955</u>	<u>9</u>	<u>657</u>
<u>East Rochester</u>				
1	168	108	0	60

SHERIFF
DETAIL

LEGISLATIVE DISTRICT OR TOWN	TOTAL VOTES	TODD K. BAXTER		SCATTER	BLANK AND VOID
		DEM			
East Rochester					
2	176	115		0	61
3	176	112		1	63
4	147	101		0	46
5	142	106		0	36
6	243	162		0	81
7	149	97		0	52
East Rochester	1,201	801		1	399
Gates					
1	98	63		0	35
2	123	71		0	52
3	122	72		0	50
4	135	83		0	52
5	234	156		0	78
6	153	96		0	57
7	348	216		0	132
8	132	81		0	51
9	140	89		0	51
10	90	61		0	29
11	98	65		0	33
12	87	50		0	37
13	134	93		4	37
14	88	48		0	40
15	229	146		0	83
16	129	80		1	48
17	130	88		1	41
18	174	90		1	83
19	143	78		0	65
20	144	92		0	52
21	136	88		1	47
22	133	80		1	52
23	143	86		2	55
24	285	183		0	102
25	114	65		0	49
26	182	98		1	83
27	192	115		0	77
28	127	81		1	45
29	125	88		1	36
30	112	68		0	44
31	119	70		2	47
32	163	105		0	58
33	57	41		1	15
34	122	66		2	54
35	92	54		0	38

SHERIFF
DETAIL

LEGISLATIVE DISTRICT OR TOWN	TOTAL VOTES	TODD K. BAXTER DEM	SCATTER	BLANK AND VOID
Gates	5,033	3,106	19	1,908
Greece				
1	165	102	1	62
2	230	131	2	97
3	122	91	0	31
4	116	80	0	36
5	92	59	0	33
6	86	62	0	24
7	136	99	1	36
8	105	62	1	42
9	118	81	0	37
10	115	66	0	49
11	47	36	0	11
12	89	71	0	18
13	123	92	0	31
14	95	62	0	33
15	173	115	1	57
16	121	91	0	30
17	222	135	0	87
18	196	135	0	61
19	110	85	0	25
20	112	70	0	42
21	194	140	0	54
22	101	73	0	28
23	204	134	1	69
24	237	158	0	79
25	137	92	0	45
26	11	9	0	2
27	239	149	1	89
28	228	147	1	80
29	151	97	0	54
30	287	187	4	96
31	143	88	1	54
32	114	77	0	37
33	193	119	1	73
34	202	126	2	74
35	142	94	0	48
36	212	137	1	74
37	146	88	0	58
38	245	165	0	80
39	97	60	0	37
40	98	69	0	29
41	239	153	1	85
42	126	90	0	36

SHERIFF
DETAIL

LEGISLATIVE DISTRICT OR TOWN	TOTAL VOTES	TODD K. BAXTER DEM	SCATTER	BLANK AND VOID
Greece				
43	191	104	1	86
44	245	155	0	90
45	299	157	3	139
46	92	62	0	30
47	172	123	1	48
48	9	9	0	0
49	119	78	0	41
50	163	97	1	65
51	87	59	0	28
52	222	161	0	61
53	114	74	0	40
54	216	132	0	84
55	120	70	0	50
56	216	144	2	70
57	145	91	0	54
58	215	149	2	64
59	71	51	0	20
60	135	77	0	58
61	132	72	1	59
62	189	146	0	43
63	156	109	0	47
64	121	77	0	44
65	160	103	0	57
66	79	57	0	22
67	137	79	0	58
68	192	117	1	74
69	111	70	1	40
70	579	356	1	222
71	206	144	0	62
72	259	164	0	95
73	69	48	0	21
74	108	76	1	31
75	113	76	0	37
76	184	124	2	58
77	171	102	0	69
78	17	12	0	5
79	360	233	0	127
80	258	175	0	83
81	114	64	0	50
82	116	81	2	33
83	75	57	1	17
84	183	118	0	65
85	215	150	3	62

SHERIFF
DETAIL

LEGISLATIVE DISTRICT OR TOWN	TOTAL VOTES	TODD K. BAXTER DEM	SCATTER	BLANK AND VOID
Greece				
86	214	139	0	75
87	136	92	0	44
88	228	175	3	50
89	140	85	1	54
90	225	151	0	74
91	361	241	3	117
92	233	166	0	67
93	206	134	1	71
94	212	126	1	85
95	89	61	1	27
96	190	128	2	60
97	327	206	1	120
98	258	184	0	74
99	221	128	0	93
100	268	180	0	88
101	126	75	1	50
102	271	164	0	107
103	223	143	0	80
104	142	109	1	32
105	279	194	0	85
106	178	113	0	65
107	150	88	0	62
108	184	99	0	85
109	243	141	0	102
Greece	18,558	12,102	57	6,399
Hamlin				
1	156	89	0	67
2	250	138	1	111
3	211	118	0	93
4	157	96	0	61
5	201	116	1	84
6	195	104	3	88
7	334	194	1	139
8	131	80	1	50
9	119	74	0	45
10	252	165	2	85
Hamlin	2,006	1,174	9	823
Henrietta				
1	250	168	3	79
2	212	147	1	64
3	76	54	2	20
4	182	141	0	41
5	193	130	0	63

SHERIFF
DETAIL

LEGISLATIVE DISTRICT OR TOWN	TOTAL VOTES	TODD K. BAXTER	SCATTER	BLANK AND VOID
		DEM		
Henrietta				
6	186	123	1	62
7	182	120	0	62
8	187	125	0	62
9	130	98	0	32
10	180	117	0	63
11	128	87	0	41
12	189	130	3	56
13	280	194	0	86
14	142	87	2	53
15	239	174	0	65
16	109	73	0	36
17	261	182	1	78
18	221	149	2	70
19	162	106	2	54
20	306	213	0	93
21	153	108	1	44
22	317	228	0	89
23	162	107	1	54
24	212	158	0	54
25	185	111	1	73
26	452	309	0	143
27	316	210	2	104
28	284	187	1	96
29	539	363	5	171
30	456	331	0	125
31	119	79	0	40
32	364	272	3	89
33	138	105	0	33
34	93	63	0	30
35	238	163	2	73
Henrietta	7,843	5,412	33	2,398
Irondequoit				
1	232	161	0	71
2	144	115	0	29
3	228	144	0	84
4	106	83	1	22
5	163	120	0	43
6	345	271	0	74
7	364	263	0	101
8	242	158	0	84
9	211	124	0	87
10	273	188	1	84
11	117	82	0	35

SHERIFF
DETAIL

LEGISLATIVE DISTRICT OR TOWN	TOTAL VOTES	TODD K. BAXTER DEM	SCATTER	BLANK AND VOID
Irondequoit				
12	147	111	0	36
13	274	212	1	61
14	288	184	0	104
15	291	195	0	96
16	393	295	2	96
17	132	97	0	35
18	215	158	0	57
19	215	168	0	47
20	207	134	0	73
21	206	163	0	43
22	250	172	0	78
23	191	136	1	54
24	186	128	2	56
25	193	148	2	43
26	106	80	1	25
27	149	96	0	53
28	199	127	2	70
29	144	95	0	49
30	215	149	1	65
31	257	174	1	82
32	180	133	1	46
33	164	121	0	43
34	325	210	2	113
35	123	93	0	30
36	78	53	1	24
37	129	70	1	58
38	69	49	0	20
39	53	39	0	14
40	156	116	0	40
41	172	117	0	55
42	253	153	4	96
43	141	108	0	33
44	427	306	4	117
45	133	91	0	42
46	190	126	1	63
47	85	55	0	30
48	186	140	0	46
49	305	201	4	100
50	76	56	0	20
51	307	222	1	84
52	172	119	3	50
53	158	95	0	63
54	37	24	0	13

SHERIFF
DETAIL

LEGISLATIVE DISTRICT OR TOWN	TOTAL VOTES	TODD K. BAXTER	SCATTER	BLANK AND VOID
		DEM		
Irondequoit				
55	193	147	0	46
56	146	109	0	37
57	272	183	0	89
58	206	134	2	70
59	162	113	0	49
60	194	135	1	58
61	250	172	1	77
62	273	195	1	77
63	169	117	1	51
64	32	24	0	8
65	121	90	1	30
66	54	39	0	15
67	123	78	1	44
68	156	108	1	47
Irondequoit	12,953	9,072	46	3,835
Mendon				
1	429	288	0	141
2	397	277	0	120
3	438	267	1	170
4	308	200	1	107
5	413	245	2	166
6	409	241	1	167
7	403	228	0	175
8	158	100	0	58
9	329	200	3	126
Mendon	3,284	2,046	8	1,230
Ogden				
1	215	134	0	81
2	234	156	0	78
3	319	203	0	116
4	202	113	0	89
5	197	126	0	71
6	227	122	1	104
7	164	74	0	90
8	218	123	0	95
9	209	135	0	74
10	209	122	1	86
11	232	127	0	105
12	260	146	0	114
13	229	157	0	72
14	188	106	1	81
15	316	200	0	116
16	157	78	0	79

SHERIFF
DETAIL

LEGISLATIVE DISTRICT OR TOWN	TOTAL VOTES	TODD K. BAXTER DEM	SCATTER	BLANK AND VOID
Ogden				
17	201	112	0	89
18	258	155	0	103
19	262	147	1	114
20	298	166	1	131
Ogden	4,595	2,702	5	1,888
Parma				
1	223	126	1	96
2	249	148	1	100
3	167	91	4	72
4	210	112	0	98
5	144	82	1	61
6	117	58	2	57
7	196	108	0	88
8	285	169	1	115
9	237	131	0	106
10	203	108	0	95
11	231	132	0	99
12	211	125	0	86
13	372	194	9	169
14	130	73	3	54
15	238	137	1	100
Parma	3,213	1,794	23	1,396
Penfield				
1	79	51	0	28
2	182	124	0	58
3	223	117	1	105
4	335	174	3	158
5	253	170	0	83
6	160	101	0	59
7	221	152	1	68
8	98	56	1	41
9	280	219	0	61
10	146	98	4	44
11	121	79	0	42
12	216	147	3	66
13	204	128	0	76
14	310	157	3	150
15	310	213	3	94
16	105	72	0	33
17	217	147	0	70
18	188	132	0	56
19	347	241	2	104
20	248	171	1	76

SHERIFF
DETAIL

LEGISLATIVE DISTRICT OR TOWN	TOTAL VOTES	TODD K. BAXTER DEM	SCATTER	BLANK AND VOID
Penfield				
21	246	187	1	58
22	205	144	1	60
23	320	229	1	90
24	310	211	1	98
25	170	94	1	75
26	126	81	0	45
27	235	166	1	68
28	170	109	0	61
29	250	172	6	72
30	435	264	4	167
31	132	98	1	33
32	138	111	1	26
33	209	134	0	75
34	175	113	2	60
35	337	212	1	124
36	232	183	0	49
37	443	255	0	188
38	159	91	1	67
39	151	85	0	66
40	230	155	0	75
41	315	209	0	106
42	205	112	1	92
Penfield	9,436	6,164	45	3,227
Perinton				
1	389	233	1	155
2	292	180	3	109
3	219	135	0	84
4	198	131	1	66
5	103	72	0	31
6	227	178	2	47
7	290	195	0	95
8	227	166	0	61
9	296	201	2	93
10	309	223	0	86
11	150	100	0	50
12	236	167	0	69
13	204	138	0	66
14	254	168	0	86
15	212	142	0	70
16	198	131	1	66
17	216	162	2	52
18	227	166	0	61
19	195	133	0	62

SHERIFF
DETAIL

LEGISLATIVE DISTRICT OR TOWN	TOTAL VOTES	TODD K. BAXTER	SCATTER	BLANK AND VOID
		DEM		
Perinton				
20	217	135	0	82
21	272	192	0	80
22	180	116	0	64
23	360	247	0	113
24	354	246	0	108
25	194	146	1	47
26	254	165	4	85
27	201	122	1	78
28	190	112	2	76
29	159	105	1	53
30	237	163	0	74
31	279	186	1	92
32	173	129	2	42
33	261	197	0	64
34	299	199	0	100
35	222	158	0	64
36	140	97	1	42
37	274	216	0	58
38	332	221	1	110
39	284	180	0	104
40	193	120	2	71
41	172	116	1	55
42	188	129	0	59
43	453	298	1	154
44	205	139	1	65
45	449	288	1	160
46	107	81	0	26
47	262	172	0	90
48	211	138	1	72
49	197	137	1	59
50	30	21	0	9
51	310	172	2	136
52	247	180	0	67
53	203	145	3	55
54	395	261	1	133
55	252	173	1	78
56	397	254	1	142
Perinton	13,595	9,177	42	4,376
Pittsford				
1	240	164	1	75
2	283	198	1	84
3	417	296	1	120
4	373	263	3	107

SHERIFF
DETAIL

LEGISLATIVE DISTRICT OR TOWN	TOTAL VOTES	TODD K. BAXTER	SCATTER	BLANK AND VOID
		DEM		
Pittsford				
5	232	174	2	56
6	142	111	0	31
7	143	104	0	39
8	260	170	0	90
9	294	203	1	90
10	341	233	5	103
11	235	160	0	75
12	279	190	1	88
13	222	147	1	74
14	339	241	2	96
15	139	85	3	51
16	226	162	1	63
17	344	246	1	97
18	197	138	1	58
19	179	120	0	59
20	298	209	0	89
21	262	198	0	64
22	305	218	2	85
23	216	141	0	75
24	305	200	0	105
25	327	216	0	111
26	249	160	1	88
27	260	197	1	62
28	263	185	0	78
29	283	183	2	98
30	235	163	0	72
31	320	209	0	111
32	343	246	3	94
33	470	303	1	166
34	391	260	0	131
Pittsford	9,412	6,493	34	2,885
Riga				
1	310	194	0	116
2	272	148	3	121
3	220	134	1	85
4	234	132	0	102
5	240	114	2	124
6	227	110	2	115
Riga	1,503	832	8	663
Rush				
1	439	269	1	169
2	278	173	1	104
3	404	267	0	137

SHERIFF
DETAIL

LEGISLATIVE DISTRICT OR TOWN	TOTAL VOTES	TODD K. BAXTER DEM	SCATTER	BLANK AND VOID
Rush				
4	399	259	0	140
Rush	1,520	968	2	550
Sweden				
1	230	147	0	83
2	86	46	0	40
3	223	159	1	63
4	285	186	2	97
5	56	40	0	16
6	205	118	1	86
7	225	144	0	81
8	210	115	2	93
9	176	106	0	70
10	357	181	5	171
11	57	42	2	13
12	247	129	3	115
Sweden	2,357	1,413	16	928
Webster				
1	219	151	0	68
2	244	173	1	70
3	307	213	1	93
4	94	61	1	32
5	251	175	0	76
6	159	104	0	55
7	235	159	2	74
8	210	139	1	70
9	231	140	3	88
10	499	282	1	216
11	243	148	3	92
12	322	200	1	121
13	235	144	0	91
14	226	154	2	70
15	144	97	0	47
16	250	159	1	90
17	230	143	2	85
18	166	113	0	53
19	375	237	3	135
20	416	240	0	176
21	280	206	1	73
22	267	150	0	117
23	208	136	1	71
24	587	342	0	245
25	100	67	1	32
26	206	131	3	72

SHERIFF
DETAIL

LEGISLATIVE DISTRICT OR TOWN	TOTAL VOTES	TODD K. BAXTER DEM	SCATTER	BLANK AND VOID
Webster				
27	485	338	2	145
28	250	148	0	102
29	142	89	0	53
30	111	72	0	39
31	254	138	2	114
32	333	224	1	108
33	270	168	1	101
34	120	73	1	46
35	162	104	0	58
36	177	124	1	52
37	418	257	1	160
38	225	150	1	74
39	253	177	0	76
40	461	325	1	135
41	384	236	0	148
42	297	172	2	123
43	197	107	0	90
Webster	<u>11,243</u>	<u>7,166</u>	<u>41</u>	<u>4,036</u>
Wheatland				
1	193	123	1	69
2	236	131	0	105
3	192	136	1	55
4	152	93	1	58
5	270	149	2	119
Wheatland	<u>1,043</u>	<u>632</u>	<u>5</u>	<u>406</u>
TOWNS	<u>125,972</u>	<u>83,061</u>	<u>460</u>	<u>42,451</u>
GRAND TOTAL:	<u><u>145,721</u></u>	<u><u>97,797</u></u>	<u><u>597</u></u>	<u><u>47,327</u></u>

COUNTY COURT JUDGE*
(VOTE FOR 3)
PART 1
SUMMARY

LEGISLATIVE DISTRICT OR TOWN	TOTAL VOTES	DOUGLAS A. RANDALL	CAROLINE EDWARDS- MORRISON	JULIE A. CIANCA	MARTY MCCARTHY	CAROLINE EDWARDS- MORRISON	JULIE M. HAHN
		DEM	DEM	DEM	REP	REP	REP
Leg. Dist. 07	1,215	153	139	156	124	104	126
Leg. Dist. 16	15	5	4	5	0	0	0
Leg. Dist. 21	7,833	1,466	1,407	1,438	384	335	387
Leg. Dist. 22	3,411	633	665	637	65	58	66
Leg. Dist. 23	12,159	2,380	2,153	2,280	581	507	622
Leg. Dist. 24	8,049	1,525	1,467	1,492	273	231	280
Leg. Dist. 25	5,856	1,174	1,190	1,144	135	121	160
Leg. Dist. 26	5,715	834	806	859	551	478	518
Leg. Dist. 27	7,389	1,433	1,505	1,358	226	215	232
Leg. Dist. 28	3,228	531	558	518	213	185	219
Leg. Dist. 29	4,377	750	757	714	265	242	273
CITY	59,247	10,884	10,651	10,601	2,817	2,476	2,883
Brighton	27,288	5,473	5,137	5,287	1,886	1,710	1,955
Chili	19,458	2,075	1,804	1,957	2,793	2,544	2,733
Clarkson	4,863	399	335	375	775	729	773
East Rochester	3,603	495	455	476	432	387	444
Gates	15,111	1,629	1,476	1,552	2,261	1,947	2,182
Greece	55,698	5,830	5,018	5,686	8,028	7,311	7,967
Hamlin	6,018	437	393	414	954	869	944
Henrietta	23,535	3,448	3,164	3,285	2,658	2,445	2,703
Irondequoit	38,850	5,836	5,245	5,527	4,329	3,826	4,434
Mendon	9,849	1,300	1,204	1,267	1,275	1,185	1,266
Ogden	13,476	1,211	1,071	1,157	2,139	1,960	2,118
Parma	9,654	693	611	675	1,600	1,492	1,598
Penfield	28,308	4,009	3,638	3,814	3,469	3,197	3,578
Perinton	40,803	6,220	5,679	5,930	4,840	4,501	4,927
Pittsford	28,233	4,720	4,295	4,420	3,194	2,957	3,252
Riga	4,509	335	266	282	761	713	777
Rush	4,560	508	458	472	524	481	537
Sweden	7,068	808	733	772	947	906	960
Webster	33,732	4,172	3,752	3,956	4,648	4,235	4,637
Wheatland	3,129	331	284	300	431	399	422
TOWNS	<u>377,745</u>	<u>49,929</u>	<u>45,018</u>	<u>47,604</u>	<u>47,944</u>	<u>43,794</u>	<u>48,207</u>
GRAND TOTAL:	<u>436,992</u>	<u>60,813</u>	<u>55,669</u>	<u>58,205</u>	<u>50,761</u>	<u>46,270</u>	<u>51,090</u>

*This contest has been recounted in accordance with Election Law §9-208(4)

COUNTY COURT JUDGE*
(VOTE FOR 3)
PART 2
SUMMARY

LEGISLATIVE DISTRICT OR TOWN	TOTAL VOTES	MARTY MCCARTHY	CAROLINE EDWARDS- MORRISON	JULIE M. HAHN	DOUGLAS A. RANDALL	CAROLINE EDWARDS- MORRISON	JULIE A. CIANCA	SCATTER	BLANK AND VOID
		CON	CON	CON	WOR	WOR	WOR		
Leg. Dist. 07	1,215	41	35	39	33	33	42	0	190
Leg. Dist. 16	15	0	0	0	0	0	0	0	1
Leg. Dist. 21	7,833	154	136	160	329	314	345	1	977
Leg. Dist. 22	3,411	41	35	40	64	49	61	1	996
Leg. Dist. 23	12,159	244	218	262	555	533	589	13	1,222
Leg. Dist. 24	8,049	112	109	142	543	535	587	0	753
Leg. Dist. 25	5,856	68	53	54	222	225	245	6	1,059
Leg. Dist. 26	5,715	181	172	197	112	105	123	5	774
Leg. Dist. 27	7,389	106	101	122	235	209	250	4	1,393
Leg. Dist. 28	3,228	80	70	83	68	49	66	1	587
Leg. Dist. 29	4,377	74	77	85	89	74	87	0	890
CITY	59,247	1,101	1,006	1,184	2,250	2,126	2,395	31	8,842
Brighton	27,288	550	527	586	724	708	769	11	1,965
Chili	19,458	1,045	966	1,069	280	217	282	6	1,687
Clarkson	4,863	301	286	312	54	36	51	1	436
East Rochester	3,603	104	106	115	70	65	74	2	378
Gates	15,111	642	637	669	204	161	199	1	1,551
Greece	55,698	2,901	2,719	2,950	654	498	722	8	5,406
Hamlin	6,018	376	348	388	73	44	50	7	721
Henrietta	23,535	897	865	950	399	356	411	4	1,950
Irondequoit	38,850	1,211	1,111	1,273	805	673	765	15	3,800
Mendon	9,849	423	399	425	111	101	99	1	793
Ogden	13,476	786	727	799	155	107	126	2	1,118
Parma	9,654	614	584	629	94	72	105	1	886
Penfield	28,308	1,198	1,122	1,231	375	328	376	7	1,966
Perinton	40,803	1,540	1,459	1,610	552	447	520	5	2,573
Pittsford	28,233	776	760	844	349	304	346	4	2,012
Riga	4,509	296	263	284	48	34	48	0	402
Rush	4,560	271	263	284	77	50	82	0	553
Sweden	7,068	377	354	391	86	71	78	4	581
Webster	33,732	1,564	1,526	1,619	419	332	391	9	2,472
Wheatland	3,129	186	186	195	38	35	40	2	280
TOWNS	377,745	16,058	15,208	16,623	5,567	4,639	5,534	90	31,530
GRAND TOTAL:	436,992	17,159	16,214	17,807	7,817	6,765	7,929	121	40,372

*This contest has been recounted in accordance with Election Law §9-208(4)

COUNTY COURT JUDGE*
(VOTE FOR 3)
PART 1
DETAIL

LEGISLATIVE DISTRICT OR TOWN	TOTAL VOTES	DOUGLAS A. RANDALL	CAROLINE EDWARDS- MORRISON	JULIE A. CIANCA	MARTY MCCARTHY	CAROLINE EDWARDS- MORRISON	JULIE M. HAHN
		DEM	DEM	DEM	REP	REP	REP
Leg. Dist. 07							
1	840	100	98	113	90	72	93
2	375	53	41	43	34	32	33
Leg. Dist. 07	1,215	153	139	156	124	104	126
Leg. Dist. 16							
1	15	5	4	5	0	0	0
Leg. Dist. 16	15	5	4	5	0	0	0
Leg. Dist. 21							
1	444	77	73	74	28	20	23
2	315	54	52	54	13	8	12
3	162	22	20	18	10	10	11
4	141	23	25	20	12	7	9
5	231	42	43	46	10	7	8
6	417	84	73	84	19	15	20
7	618	101	105	111	40	37	39
8	171	33	34	35	3	4	3
9	543	101	92	100	30	29	31
10	678	157	152	152	31	27	39
11	198	42	39	35	6	4	7
12	840	161	152	159	37	40	42
13	252	34	38	42	7	5	6
14	111	18	16	19	8	9	9
15	363	60	59	61	22	19	23
16	117	17	18	17	7	6	9
17	249	51	45	46	8	8	13
18	153	23	29	21	8	10	10
19	75	19	18	16	2	2	1
20	180	33	33	32	7	5	8
21	195	43	43	39	10	10	10
22	210	39	38	38	5	4	2
23	246	45	40	39	15	13	11
24	507	96	81	91	33	25	29
25	198	43	41	40	6	7	6
26	129	29	26	30	4	1	2
27	90	19	22	19	3	3	4
Leg. Dist. 21	7,833	1,466	1,407	1,438	384	335	387
Leg. Dist. 22							
1	246	52	52	50	5	3	6
2	36	6	5	7	0	0	0
3	213	19	17	16	3	3	0
4	123	10	10	13	1	1	1
5	54	11	13	13	0	1	3
6	138	25	30	29	2	1	1

COUNTY COURT JUDGE*
(VOTE FOR 3)
PART 1
DETAIL

LEGISLATIVE DISTRICT OR TOWN	TOTAL VOTES	DOUGLAS A. RANDALL	CAROLINE EDWARDS- MORRISON	JULIE A. CIANCA	MARTY MCCARTHY	CAROLINE EDWARDS- MORRISON	JULIE M. HAHN
		DEM	DEM	DEM	REP	REP	REP
Leg. Dist. 22							
7	42	8	10	8	0	0	0
8	99	19	22	21	2	2	1
9	72	15	20	16	0	0	0
10	141	30	27	28	2	1	1
11	252	49	55	49	2	1	4
12	105	22	23	25	1	3	1
13	57	9	12	13	0	1	1
14	27	6	3	4	0	0	0
15	195	38	41	39	5	4	3
16	51	11	11	8	2	1	0
17	63	11	15	12	1	1	1
18	93	22	20	19	2	1	1
19	63	15	17	15	1	1	1
20	177	31	37	30	1	1	2
21	84	12	16	16	2	2	2
22	93	20	19	16	3	3	3
23	81	11	19	14	0	1	0
24	54	14	12	13	1	1	1
25	474	92	88	89	19	16	22
26	228	45	38	42	8	8	9
27	150	30	33	32	2	1	2
Leg. Dist. 22	3,411	633	665	637	65	58	66
Leg. Dist. 23							
1	177	37	35	38	9	10	10
2	363	55	60	57	10	11	12
3	240	40	40	40	7	4	9
4	663	135	127	131	23	22	26
5	168	28	27	32	6	7	8
6	213	35	37	33	15	16	18
7	423	89	68	77	19	13	20
8	405	81	76	80	13	14	15
9	369	73	69	71	18	16	21
10	327	65	65	65	14	8	11
11	489	92	84	96	22	21	22
12	684	152	120	129	26	23	28
13	465	98	87	88	25	21	24
14	339	70	66	67	11	11	13
15	300	55	47	52	17	10	16
16	240	46	49	48	12	10	11
17	459	90	78	92	22	21	20
18	867	157	139	161	54	43	55
19	414	79	68	73	23	21	26
20	555	110	108	115	13	11	18

COUNTY COURT JUDGE*
(VOTE FOR 3)
PART 1
DETAIL

LEGISLATIVE DISTRICT OR TOWN	TOTAL VOTES	DOUGLAS A. RANDALL	CAROLINE EDWARDS- MORRISON	JULIE A. CIANCA	MARTY MCCARTHY	CAROLINE EDWARDS- MORRISON	JULIE M. HAHN
		DEM	DEM	DEM	REP	REP	REP
Leg. Dist. 23							
21	555	122	110	105	31	27	34
22	438	91	77	87	32	31	30
23	267	48	53	49	8	6	6
24	357	60	57	60	28	23	32
25	765	165	133	140	35	30	39
26	873	175	152	164	48	42	57
27	378	76	67	69	26	23	27
28	312	50	49	53	12	10	12
29	54	6	5	8	2	2	2
Leg. Dist. 23	12,159	2,380	2,153	2,280	581	507	622
Leg. Dist. 24							
1	804	162	154	164	20	15	24
2	378	88	80	73	15	11	13
3	420	85	81	87	11	10	9
4	621	101	103	104	21	15	24
5	516	92	92	95	27	25	26
6	357	60	59	61	14	16	15
7	198	33	31	34	14	14	16
8	354	75	75	73	15	14	15
9	303	61	59	58	18	12	16
10	699	120	119	119	17	13	17
11	126	19	24	17	6	4	5
12	39	6	10	9	2	2	2
13	519	102	95	98	12	13	20
14	597	104	96	106	15	15	10
15	510	106	93	93	15	12	15
16	468	90	86	79	21	17	22
17	60	9	6	8	6	5	6
18	414	73	76	75	14	11	14
19	51	9	9	9	1	0	1
20	78	10	10	13	3	3	3
21	93	19	16	18	1	2	3
22	156	29	26	28	1	1	1
23	243	59	56	58	4	1	3
24	45	13	11	13	0	0	0
Leg. Dist. 24	8,049	1,525	1,467	1,492	273	231	280
Leg. Dist. 25							
1	507	113	107	104	16	16	28
2	168	35	35	34	2	1	3
3	261	55	59	47	5	6	3
4	81	19	17	15	1	0	1
5	159	38	41	41	1	2	1
6	288	48	49	47	5	3	8

COUNTY COURT JUDGE*
(VOTE FOR 3)
PART 1
DETAIL

LEGISLATIVE DISTRICT OR TOWN	TOTAL VOTES	DOUGLAS A. RANDALL	CAROLINE EDWARDS- MORRISON	JULIE A. CIANCA	MARTY MCCARTHY	CAROLINE EDWARDS- MORRISON	JULIE M. HAHN
		DEM	DEM	DEM	REP	REP	REP
Leg. Dist. 25							
7	213	38	53	38	5	1	2
8	234	54	56	49	2	2	3
9	75	11	18	11	1	1	0
10	318	63	66	65	10	11	11
11	93	18	21	19	0	0	0
12	435	71	69	81	12	10	13
13	150	32	30	26	1	0	0
14	174	29	22	33	6	4	6
15	171	42	40	42	3	1	0
16	102	25	21	21	1	0	0
17	138	30	35	31	0	0	3
18	279	58	51	50	9	11	12
19	231	51	52	54	3	5	6
20	171	36	34	38	8	7	9
21	156	29	37	29	4	3	6
22	294	74	70	74	3	3	4
23	81	14	14	14	6	6	6
24	6	2	2	2	0	0	0
25	570	101	106	96	17	15	20
26	60	12	14	13	1	0	0
27	99	19	18	15	5	5	6
28	27	4	5	5	0	0	0
29	108	11	10	11	2	0	2
30	207	42	38	39	6	8	7
Leg. Dist. 25	5,856	1,174	1,190	1,144	135	121	160
Leg. Dist. 26							
1	711	105	95	99	74	62	70
2	264	37	35	40	29	30	28
3	144	26	26	26	10	11	11
4	366	47	47	46	43	37	44
5	270	37	37	42	25	24	22
6	228	34	39	38	9	10	10
7	249	39	39	42	26	17	22
8	219	37	44	42	12	9	11
9	318	43	47	43	28	20	23
10	255	37	43	35	23	21	20
11	324	45	43	52	21	22	27
12	408	49	46	50	58	48	50
13	477	69	62	75	47	43	40
14	486	69	68	70	45	41	51
15	243	43	41	48	24	18	19
16	357	52	42	47	38	31	35
17	396	65	52	64	39	34	35

COUNTY COURT JUDGE*
(VOTE FOR 3)
PART 1
DETAIL

LEGISLATIVE DISTRICT OR TOWN	TOTAL VOTES	DOUGLAS A. RANDALL	CAROLINE EDWARDS- MORRISON	JULIE A. CIANCA	MARTY MCCARTHY	CAROLINE EDWARDS- MORRISON	JULIE M. HAHN
		DEM	DEM	DEM	REP	REP	REP
Leg. Dist. 26	5,715	834	806	859	551	478	518
Leg. Dist. 27							
1	384	64	72	58	18	17	19
2	423	83	91	78	11	10	11
3	390	81	73	79	6	10	11
4	441	84	85	81	12	10	13
5	417	88	90	89	10	12	6
6	267	52	59	50	6	5	10
7	378	70	76	65	19	16	18
8	384	83	90	79	4	7	7
9	480	96	93	88	11	11	10
10	360	67	66	63	22	18	17
11	363	74	72	70	10	6	8
12	255	47	49	48	4	5	5
13	258	62	62	56	6	6	7
14	165	39	39	34	3	3	7
15	303	68	72	59	2	3	2
16	318	67	74	67	4	6	4
17	294	55	63	55	10	8	9
18	246	35	41	38	17	16	16
19	327	70	66	52	6	5	7
20	141	29	27	23	5	3	5
21	162	28	33	26	6	5	6
22	192	28	39	33	12	11	11
23	231	42	50	43	2	5	2
25	102	14	13	13	6	6	9
26	108	7	10	11	14	11	12
Leg. Dist. 27	7,389	1,433	1,505	1,358	226	215	232
Leg. Dist. 28							
1	174	31	33	32	10	7	9
2	102	15	16	16	7	6	6
3	60	11	12	7	3	2	4
4	150	20	26	23	9	9	11
5	120	20	21	18	11	9	10
6	357	72	68	70	22	23	30
7	339	57	53	52	31	29	29
8	123	22	23	16	2	1	5
9	180	37	39	38	6	7	6
10	60	11	12	9	4	3	3
11	90	12	16	12	6	4	5
12	90	15	13	14	5	5	5
13	180	26	27	27	16	17	16
14	183	32	30	32	14	10	14
15	63	10	10	11	2	2	1

COUNTY COURT JUDGE*
(VOTE FOR 3)
PART 1
DETAIL

LEGISLATIVE DISTRICT OR TOWN	TOTAL VOTES	DOUGLAS A. RANDALL	CAROLINE EDWARDS- MORRISON	JULIE A. CIANCA	MARTY MCCARTHY	CAROLINE EDWARDS- MORRISON	JULIE M. HAHN
		DEM	DEM	DEM	REP	REP	REP
Leg. Dist. 28							
16	168	23	29	29	11	10	12
17	12	1	2	1	2	1	1
18	138	20	28	23	9	7	10
19	33	4	6	4	1	1	1
20	264	36	38	37	22	17	19
21	258	42	39	31	15	10	16
22	84	14	17	16	5	5	6
Leg. Dist. 28	3,228	531	558	518	213	185	219
Leg. Dist. 29							
1	18	3	3	2	1	1	2
2	33	5	4	4	0	1	1
3	12	1	1	1	0	0	0
4	321	55	54	48	20	19	26
5	186	32	30	32	14	10	12
6	150	26	28	28	10	7	7
7	186	30	31	32	11	12	14
8	48	11	8	11	3	3	5
9	315	50	51	51	21	17	18
10	180	33	38	31	3	4	3
11	222	38	38	29	9	11	18
12	147	28	26	22	6	4	4
13	108	20	23	19	5	5	4
14	87	16	15	13	8	7	7
15	135	20	20	16	10	8	9
16	51	10	9	7	5	5	5
17	186	26	25	23	20	16	18
18	387	67	56	64	33	32	32
19	102	22	24	21	5	5	6
20	225	39	49	47	9	8	9
21	309	47	51	41	21	23	24
22	129	27	24	26	4	6	5
23	249	44	37	43	17	11	13
24	261	45	56	48	9	9	13
25	267	42	45	44	18	15	15
26	57	11	9	9	3	3	3
28	6	2	2	2	0	0	0
Leg. Dist. 29	4,377	750	757	714	265	242	273
CITY	59,247	10,884	10,651	10,601	2,817	2,476	2,883
Brighton							
1	792	177	160	163	39	36	39
2	429	65	65	67	44	37	40
3	525	99	92	93	42	38	45

COUNTY COURT JUDGE*
(VOTE FOR 3)
PART 1
DETAIL

LEGISLATIVE DISTRICT OR TOWN	TOTAL VOTES	DOUGLAS A. RANDALL	CAROLINE EDWARDS- MORRISON	JULIE A. CIANCA	MARTY MCCARTHY	CAROLINE EDWARDS- MORRISON	JULIE M. HAHN
		DEM	DEM	DEM	REP	REP	REP
Brighton							
4	759	149	141	146	47	41	45
5	834	173	158	170	43	41	54
6	867	178	159	172	65	58	62
7	411	75	69	77	31	29	30
8	732	117	100	107	91	88	106
9	747	155	143	145	41	39	50
10	840	193	174	176	56	50	66
11	765	141	130	139	42	36	45
12	969	206	193	200	65	62	69
13	564	119	120	116	37	33	40
14	387	70	66	72	20	20	25
15	480	99	88	92	30	29	36
16	513	74	68	68	70	69	72
17	348	89	85	83	16	14	20
18	615	130	122	128	28	28	27
19	546	114	103	109	24	16	25
20	372	67	71	69	25	22	28
21	588	120	109	114	33	35	32
22	684	151	142	142	51	39	47
23	633	135	132	133	32	34	36
24	654	117	120	115	60	50	60
25	612	119	114	114	32	32	34
26	423	68	62	64	48	44	46
27	633	113	111	111	54	50	55
28	816	158	156	152	54	47	57
29	351	54	50	49	49	41	44
30	825	193	182	188	51	43	49
31	645	149	144	154	32	24	25
32	807	165	149	161	47	40	39
33	738	162	146	160	52	43	56
34	639	118	117	118	54	46	51
35	543	120	117	120	27	30	34
36	249	43	42	43	13	10	16
37	426	91	85	90	24	20	23
38	702	143	127	136	49	38	46
39	561	93	85	92	43	45	54
40	1,095	244	240	237	65	68	73
41	573	114	105	103	41	36	39
42	264	54	51	50	19	18	18
43	483	91	89	92	40	33	34
44	162	23	21	21	15	15	18
45	333	53	50	50	31	31	31
46	354	92	84	86	14	12	14

COUNTY COURT JUDGE*
(VOTE FOR 3)
PART 1
DETAIL

LEGISLATIVE DISTRICT OR TOWN	TOTAL VOTES	DOUGLAS A. RANDALL	CAROLINE EDWARDS- MORRISON	JULIE A. CIANCA	MARTY MCCARTHY	CAROLINE EDWARDS- MORRISON	JULIE M. HAHN
		DEM	DEM	DEM	REP	REP	REP
Brighton	27,288	5,473	5,137	5,287	1,886	1,710	1,955
Chili							
1	498	52	40	48	61	58	63
2	855	68	60	57	148	140	151
3	594	74	66	75	66	56	54
4	396	40	28	31	59	63	61
5	525	64	54	62	69	60	61
6	612	53	44	47	97	82	90
7	330	50	47	49	34	30	33
8	600	43	35	37	108	91	101
9	624	83	70	78	84	77	87
10	342	29	24	24	46	45	46
11	579	58	48	50	90	80	88
12	609	61	61	66	85	82	95
13	906	82	69	78	147	133	148
14	639	51	53	55	101	90	99
15	480	53	45	57	67	63	67
16	1,101	102	82	90	186	176	192
17	1,455	145	133	147	226	213	217
18	516	51	44	48	75	70	77
19	582	70	68	68	84	71	75
20	780	108	91	102	83	76	82
21	426	45	38	38	66	55	58
22	510	76	73	78	51	52	52
23	486	55	48	50	75	64	69
24	1,068	125	112	125	137	118	128
25	354	50	50	52	44	41	42
26	786	66	45	57	119	117	116
27	528	60	48	49	72	70	70
28	429	50	48	43	60	51	52
29	471	50	46	45	58	54	58
30	213	27	25	27	27	25	27
31	606	90	73	85	83	67	78
32	558	44	36	39	85	74	96
Chili	19,458	2,075	1,804	1,957	2,793	2,544	2,733
Clarkson							
1	1,032	74	60	70	171	164	175
2	126	5	4	3	25	22	22
3	708	80	66	79	97	91	100
4	1,104	70	57	64	185	182	191
5	1,278	108	96	104	206	186	195
6	615	62	52	55	91	84	90
Clarkson	4,863	399	335	375	775	729	773

COUNTY COURT JUDGE*
(VOTE FOR 3)
PART 1
DETAIL

LEGISLATIVE DISTRICT OR TOWN	TOTAL VOTES	DOUGLAS A. RANDALL	CAROLINE EDWARDS- MORRISON	JULIE A. CIANCA	MARTY MCCARTHY	CAROLINE EDWARDS- MORRISON	JULIE M. HAHN
		DEM	DEM	DEM	REP	REP	REP
East Rochester							
1	504	74	68	74	60	53	64
2	525	66	63	63	65	56	65
3	528	58	54	53	73	61	74
4	444	64	55	55	59	55	55
5	426	56	57	58	54	49	56
6	729	119	103	114	66	64	75
7	447	58	55	59	55	49	55
East Rochester	3,603	495	455	476	432	387	444
Gates							
1	294	36	34	33	30	30	29
2	369	39	35	33	58	43	52
3	366	43	32	38	61	55	56
4	405	40	36	34	57	49	56
5	702	92	86	87	98	81	94
6	459	53	50	51	67	56	65
7	1,044	98	86	93	164	148	177
8	396	33	28	28	77	66	67
9	420	46	46	45	71	58	64
10	270	43	41	38	33	32	32
11	294	34	28	28	37	42	40
12	261	37	30	32	40	30	36
13	402	49	49	52	62	49	48
14	264	23	17	21	41	34	41
15	687	85	83	83	89	78	93
16	387	46	47	48	53	46	53
17	390	37	33	31	52	44	59
18	522	40	38	40	84	80	81
19	429	39	36	42	62	58	58
20	432	43	44	42	62	56	61
21	408	43	35	43	54	48	55
22	399	54	52	53	52	45	49
23	429	48	36	45	60	43	51
24	861	92	87	97	132	108	132
25	342	30	28	26	52	50	53
26	549	42	44	41	94	72	93
27	576	74	65	80	78	69	74
28	381	42	31	35	67	58	63
29	375	43	39	43	52	44	48
30	336	35	29	31	56	48	52
31	357	28	26	26	71	58	64
32	489	57	50	51	65	54	63
33	171	25	21	24	19	18	21
34	369	32	28	29	64	56	61

COUNTY COURT JUDGE*
(VOTE FOR 3)
PART 1
DETAIL

LEGISLATIVE DISTRICT OR TOWN	TOTAL VOTES	DOUGLAS A. RANDALL	CAROLINE EDWARDS- MORRISON	JULIE A. CIANCA	MARTY MCCARTHY	CAROLINE EDWARDS- MORRISON	JULIE M. HAHN
		DEM	DEM	DEM	REP	REP	REP
Gates							
35	276	28	26	29	47	41	41
Gates	15,111	1,629	1,476	1,552	2,261	1,947	2,182
Greece							
1	498	48	42	50	72	57	65
2	690	66	54	61	98	99	106
3	366	38	31	33	51	49	52
4	348	43	36	38	52	49	52
5	276	31	27	28	35	30	32
6	261	30	33	32	35	33	36
7	405	47	43	50	55	40	42
8	315	28	20	27	53	48	52
9	354	40	33	41	56	52	52
10	348	29	25	25	61	58	58
11	141	20	18	17	21	18	18
12	270	31	29	36	31	31	32
13	369	48	40	48	47	44	51
14	273	32	30	36	32	32	34
15	519	51	47	51	72	65	80
16	363	32	30	31	60	55	59
17	666	72	62	77	93	89	96
18	588	64	56	63	79	77	78
19	330	44	35	39	43	40	45
20	336	38	37	35	54	43	48
21	582	66	60	66	71	68	73
22	303	40	28	35	38	37	45
23	612	73	55	65	84	71	81
24	711	74	53	68	121	111	117
25	411	49	44	48	52	42	52
26	33	8	5	5	2	4	3
27	717	70	60	67	99	89	97
28	684	61	51	64	96	91	105
29	453	51	50	48	74	62	70
30	861	81	74	82	126	115	134
31	429	34	31	37	61	55	62
32	342	43	38	41	42	36	37
33	579	46	47	49	84	76	89
34	606	67	60	60	81	75	81
35	426	51	40	47	51	48	50
36	636	67	59	73	90	87	86
37	438	43	39	42	56	55	62
38	735	72	62	70	110	94	103
39	291	29	24	30	35	32	32
40	294	34	31	32	42	37	40

COUNTY COURT JUDGE*
(VOTE FOR 3)
PART 1
DETAIL

LEGISLATIVE DISTRICT OR TOWN	TOTAL VOTES	DOUGLAS A. RANDALL	CAROLINE EDWARDS- MORRISON	JULIE A. CIANCA	MARTY MCCARTHY	CAROLINE EDWARDS- MORRISON	JULIE M. HAHN
		DEM	DEM	DEM	REP	REP	REP
Greece							
41	717	77	75	76	96	80	86
42	378	44	42	41	47	41	43
43	573	45	37	44	84	81	87
44	735	77	66	71	98	92	105
45	897	65	56	68	164	146	165
46	276	35	28	35	37	31	29
47	516	59	58	58	64	56	71
48	27	7	4	6	1	1	1
49	357	48	46	48	43	38	42
50	489	49	40	42	79	76	77
51	261	34	33	31	37	32	35
52	666	74	58	68	103	89	91
53	342	23	22	24	63	59	60
54	648	55	36	47	111	100	114
55	360	32	31	37	55	50	55
56	648	85	83	93	88	77	84
57	435	39	34	46	55	55	62
58	648	86	70	82	95	83	93
59	213	29	28	29	21	19	19
60	405	41	34	37	60	46	56
61	396	37	30	34	47	46	56
62	567	64	58	64	88	71	79
63	468	66	56	64	49	41	54
64	363	36	28	32	48	49	50
65	480	49	45	47	80	68	68
66	237	32	27	29	28	26	29
67	411	23	22	25	74	72	76
68	588	58	44	53	89	80	91
69	333	37	35	32	53	47	54
70	1,737	151	123	152	304	269	300
71	624	80	69	81	81	73	78
72	777	86	71	84	106	99	114
73	204	15	13	13	25	25	30
74	324	34	32	40	47	44	49
75	339	35	32	33	49	42	51
76	555	45	37	41	102	91	92
77	513	54	38	46	68	68	73
78	51	8	6	10	4	2	4
79	1,080	112	94	104	153	143	159
80	774	77	67	72	124	108	125
81	342	35	34	39	56	46	53
82	348	51	47	47	42	36	38
83	225	33	23	31	25	21	23

COUNTY COURT JUDGE*
(VOTE FOR 3)
PART 1
DETAIL

LEGISLATIVE DISTRICT OR TOWN	TOTAL VOTES	DOUGLAS A. RANDALL	CAROLINE EDWARDS- MORRISON	JULIE A. CIANCA	MARTY MCCARTHY	CAROLINE EDWARDS- MORRISON	JULIE M. HAHN
		DEM	DEM	DEM	REP	REP	REP
Greece							
84	552	51	36	47	90	87	83
85	648	70	59	68	91	85	83
86	642	57	56	60	104	84	88
87	408	57	57	54	48	41	52
88	684	93	79	93	81	84	87
89	420	42	34	40	63	57	63
90	675	57	38	51	91	96	103
91	1,083	121	95	105	151	142	152
92	699	74	62	78	93	88	94
93	618	83	74	81	78	75	81
94	636	70	60	69	86	88	90
95	267	36	29	29	35	36	35
96	570	79	58	61	76	73	84
97	978	89	80	86	158	141	145
98	774	86	73	88	109	98	109
99	663	52	50	56	103	88	95
100	804	86	83	93	109	91	97
101	378	37	30	38	52	46	50
102	813	78	62	79	134	123	125
103	672	74	61	63	90	83	88
104	426	34	31	35	66	63	71
105	837	78	67	81	127	122	133
106	534	42	39	51	89	85	86
107	450	41	36	36	65	56	60
108	552	53	47	63	76	74	79
109	729	77	71	78	105	92	106
Greece	55,698	5,830	5,018	5,686	8,028	7,311	7,967
Hamlin							
1	468	37	39	41	69	62	67
2	750	56	44	45	120	111	119
3	633	39	41	38	103	100	105
4	471	27	31	30	87	69	84
5	603	36	33	34	80	77	86
6	585	46	37	40	93	91	92
7	1,002	90	76	81	160	149	154
8	393	26	27	27	63	51	53
9	357	18	16	19	63	60	72
10	756	62	49	59	116	99	112
Hamlin	6,018	437	393	414	954	869	944
Henrietta							
1	753	98	98	102	91	90	96
2	636	81	75	79	76	71	76
3	228	37	35	40	22	20	22

COUNTY COURT JUDGE*
(VOTE FOR 3)
PART 1
DETAIL

LEGISLATIVE DISTRICT OR TOWN	TOTAL VOTES	DOUGLAS A. RANDALL	CAROLINE EDWARDS- MORRISON	JULIE A. CIANCA	MARTY MCCARTHY	CAROLINE EDWARDS- MORRISON	JULIE M. HAHN
		DEM	DEM	DEM	REP	REP	REP
Henrietta							
4	543	98	90	97	56	49	55
5	579	69	66	68	78	73	76
6	558	70	64	67	71	67	70
7	546	82	68	74	69	62	63
8	561	69	69	69	79	76	82
9	390	66	61	65	38	32	40
10	540	58	56	56	75	66	73
11	384	51	53	52	38	37	38
12	567	75	66	66	68	56	62
13	840	123	120	122	89	79	90
14	426	54	48	47	50	47	54
15	717	116	96	100	76	77	75
16	327	43	36	40	44	41	39
17	783	128	124	124	77	72	75
18	666	105	99	99	78	73	84
19	486	57	51	55	62	57	64
20	921	135	120	137	101	85	107
21	459	71	62	65	51	44	57
22	951	171	145	149	93	90	99
23	486	60	55	61	64	57	64
24	636	100	92	101	69	61	62
25	555	66	66	61	69	63	72
26	1,356	191	180	187	163	142	167
27	948	136	128	135	104	101	111
28	849	102	85	92	110	105	114
29	1,617	236	224	225	173	164	184
30	1,371	231	213	216	132	120	132
31	357	56	48	51	41	36	39
32	1,092	211	192	204	74	67	83
33	414	54	44	48	54	51	57
34	279	41	38	33	35	29	32
35	714	107	97	98	88	85	89
Henrietta	23,535	3,448	3,164	3,285	2,658	2,445	2,703
Irondequoit							
1	699	94	90	96	81	77	86
2	432	60	52	54	48	44	56
3	681	85	88	90	85	70	80
4	321	46	41	47	37	34	38
5	489	77	76	80	51	41	46
6	1,035	206	180	185	80	74	90
7	1,092	178	159	163	108	88	113
8	723	93	81	92	91	84	94
9	636	68	60	64	98	82	92

COUNTY COURT JUDGE*
(VOTE FOR 3)
PART 1
DETAIL

LEGISLATIVE DISTRICT OR TOWN	TOTAL VOTES	DOUGLAS A. RANDALL	CAROLINE EDWARDS- MORRISON	JULIE A. CIANCA	MARTY MCCARTHY	CAROLINE EDWARDS- MORRISON	JULIE M. HAHN
		DEM	DEM	DEM	REP	REP	REP
Irondequoit							
10	825	134	118	119	84	79	87
11	345	50	42	45	37	38	38
12	438	72	67	65	28	22	32
13	822	154	140	145	69	63	73
14	861	111	98	104	109	95	118
15	873	143	119	130	88	78	98
16	1,179	198	173	182	131	119	144
17	396	64	58	59	40	35	43
18	645	93	89	95	79	68	73
19	642	120	114	118	37	31	57
20	618	92	78	85	77	67	74
21	618	99	95	97	67	54	67
22	750	107	102	104	90	83	85
23	573	84	83	84	63	59	66
24	552	83	83	83	55	49	54
25	576	79	75	72	73	65	81
26	318	54	49	50	29	28	33
27	447	69	48	58	52	49	53
28	591	66	59	59	95	88	94
29	432	64	60	58	49	46	51
30	642	94	81	89	74	68	72
31	771	117	114	123	88	80	93
32	543	89	90	96	50	38	51
33	492	69	57	57	54	43	54
34	984	132	114	123	137	123	138
35	372	62	51	47	47	40	44
36	231	31	29	31	25	26	26
37	384	49	43	45	48	40	45
38	207	35	31	32	16	11	14
39	159	28	25	24	20	14	14
40	462	88	76	79	45	41	47
41	516	67	64	64	58	51	62
42	759	101	83	83	104	88	107
43	420	59	55	63	40	35	37
44	1,281	178	159	179	155	135	153
45	402	54	49	51	46	39	44
46	570	78	72	73	76	67	73
47	252	33	28	29	37	35	37
48	558	68	61	65	77	66	78
49	918	133	126	141	107	88	107
50	231	33	28	32	24	21	27
51	918	142	121	136	90	81	102
52	516	81	75	80	50	42	52

COUNTY COURT JUDGE*
(VOTE FOR 3)
PART 1
DETAIL

LEGISLATIVE DISTRICT OR TOWN	TOTAL VOTES	DOUGLAS A. RANDALL	CAROLINE EDWARDS- MORRISON	JULIE A. CIANCA	MARTY MCCARTHY	CAROLINE EDWARDS- MORRISON	JULIE M. HAHN
		DEM	DEM	DEM	REP	REP	REP
Irondequoit							
53	477	59	46	56	63	60	69
54	114	14	13	14	13	15	16
55	573	102	92	100	52	46	52
56	438	68	64	62	45	40	46
57	819	131	114	121	99	84	91
58	618	86	74	78	75	68	71
59	489	78	65	72	50	46	50
60	588	81	75	75	71	65	67
61	750	117	103	115	68	62	77
62	819	142	126	131	83	76	98
63	507	75	69	72	52	46	54
64	96	15	13	14	11	11	9
65	366	56	47	55	31	24	27
66	162	32	30	27	16	14	13
67	369	56	48	55	42	38	42
68	468	60	57	55	59	49	59
	<u>38,850</u>	<u>5,836</u>	<u>5,245</u>	<u>5,527</u>	<u>4,329</u>	<u>3,826</u>	<u>4,434</u>
Irondequoit							
Mendon							
1	1,287	170	170	181	161	141	158
2	1,191	174	156	168	143	130	135
3	1,314	172	155	163	170	163	178
4	924	140	128	134	107	97	99
5	1,239	169	164	165	151	143	150
6	1,227	145	131	145	182	172	183
7	1,206	146	134	145	159	149	160
8	474	58	52	50	66	60	65
9	987	126	114	116	136	130	138
	<u>9,849</u>	<u>1,300</u>	<u>1,204</u>	<u>1,267</u>	<u>1,275</u>	<u>1,185</u>	<u>1,266</u>
Mendon							
Ogden							
1	645	74	74	73	79	77	79
2	702	80	69	67	105	98	105
3	957	84	75	79	172	160	165
4	606	51	45	50	90	79	92
5	591	55	46	45	92	84	98
6	687	58	56	57	106	95	105
7	492	34	27	31	85	81	80
8	654	60	58	66	119	105	118
9	627	76	70	82	82	79	84
10	621	57	50	55	92	81	93
11	693	61	52	59	105	96	106
12	780	59	50	51	137	122	139
13	378	43	41	42	52	48	59
14	567	42	41	43	85	83	84

COUNTY COURT JUDGE*
(VOTE FOR 3)
PART 1
DETAIL

LEGISLATIVE DISTRICT OR TOWN	TOTAL VOTES	DOUGLAS A. RANDALL	CAROLINE EDWARDS- MORRISON	JULIE A. CIANCA	MARTY MCCARTHY	CAROLINE EDWARDS- MORRISON	JULIE M. HAHN
		DEM	DEM	DEM	REP	REP	REP
Ogden							
15	948	93	74	85	141	126	144
16	471	32	28	26	89	76	79
17	603	47	40	50	109	101	104
18	771	61	54	59	124	120	117
19	786	72	61	68	129	113	121
20	897	72	60	69	146	136	146
	<u>13,476</u>	<u>1,211</u>	<u>1,071</u>	<u>1,157</u>	<u>2,139</u>	<u>1,960</u>	<u>2,118</u>
Ogden Parma							
1	669	61	63	56	99	96	106
2	747	59	37	44	124	116	123
3	513	34	35	34	85	79	84
4	630	39	35	39	124	123	131
5	432	27	28	33	83	75	81
6	351	17	14	14	70	63	66
7	588	40	36	40	97	98	98
8	855	85	68	75	136	115	124
9	714	49	46	53	117	116	119
10	609	34	31	33	86	75	93
11	693	60	53	58	96	85	96
12	633	46	40	46	104	89	99
13	1,116	82	73	82	186	176	184
14	390	21	18	29	61	62	62
15	714	39	34	39	132	124	132
	<u>9,654</u>	<u>693</u>	<u>611</u>	<u>675</u>	<u>1,600</u>	<u>1,492</u>	<u>1,598</u>
Parma Penfield							
1	237	30	28	29	27	26	26
2	546	88	71	77	54	50	62
3	669	85	72	82	101	89	101
4	1,005	101	82	93	151	133	143
5	759	123	113	124	80	74	85
6	480	52	53	50	68	62	70
7	663	107	101	111	72	61	70
8	294	36	32	32	38	37	39
9	840	173	158	165	72	61	68
10	438	70	66	67	48	43	44
11	360	44	42	41	53	51	57
12	648	106	106	107	59	43	58
13	612	63	65	63	91	84	93
14	930	89	76	78	148	142	156
15	930	155	144	155	96	94	98
16	315	52	44	48	30	34	34
17	651	101	84	87	78	79	84
18	564	83	78	87	65	64	69

COUNTY COURT JUDGE*
(VOTE FOR 3)
PART 1
DETAIL

LEGISLATIVE DISTRICT OR TOWN	TOTAL VOTES	DOUGLAS A. RANDALL	CAROLINE EDWARDS- MORRISON	JULIE A. CIANCA	MARTY MCCARTHY	CAROLINE EDWARDS- MORRISON	JULIE M. HAHN
		DEM	DEM	DEM	REP	REP	REP
Penfield							
19	1,044	169	158	156	115	105	121
20	744	102	90	87	84	76	86
21	738	128	120	126	75	62	74
22	615	106	99	101	62	60	60
23	957	158	139	148	108	109	111
24	930	128	116	127	116	113	117
25	513	46	47	54	69	59	79
26	378	44	38	42	49	48	51
27	708	111	96	105	75	75	94
28	510	75	63	71	53	51	56
29	750	121	110	111	71	63	81
30	1,305	156	145	146	184	161	186
31	396	65	56	58	42	42	51
32	420	78	69	74	46	38	43
33	621	82	72	74	66	57	69
34	525	59	57	61	71	64	73
35	1,011	170	161	164	100	103	109
36	696	109	100	107	82	76	88
37	1,329	167	151	153	198	179	200
38	477	52	42	48	73	68	68
39	453	49	42	45	61	58	62
40	690	94	83	87	91	90	105
41	945	119	111	114	145	127	143
42	612	63	58	59	102	86	94
Penfield	28,308	4,009	3,638	3,814	3,469	3,197	3,578
Perinton							
1	1,167	167	158	164	132	120	145
2	876	143	132	137	100	86	90
3	654	97	88	94	81	75	85
4	597	93	91	94	70	60	68
5	306	40	37	39	35	30	35
6	684	134	123	127	50	47	53
7	867	150	142	146	103	94	104
8	681	107	103	105	66	76	78
9	891	133	121	122	107	102	117
10	927	175	152	157	79	75	87
11	450	63	61	64	52	45	47
12	708	118	103	112	71	72	77
13	612	93	77	81	87	82	84
14	765	110	94	101	109	91	104
15	636	98	90	90	76	68	69
16	594	89	83	82	78	72	73
17	648	110	95	100	59	65	70

COUNTY COURT JUDGE*
(VOTE FOR 3)
PART 1
DETAIL

LEGISLATIVE DISTRICT OR TOWN	TOTAL VOTES	DOUGLAS A. RANDALL	CAROLINE EDWARDS- MORRISON	JULIE A. CIANCA	MARTY MCCARTHY	CAROLINE EDWARDS- MORRISON	JULIE M. HAHN
		DEM	DEM	DEM	REP	REP	REP
Perinton							
18	681	114	105	106	61	58	66
19	585	75	73	74	72	63	75
20	651	94	80	88	79	69	85
21	822	121	113	119	79	70	73
22	543	79	78	84	56	64	62
23	1,080	167	156	154	138	124	146
24	1,062	155	136	149	141	125	147
25	582	100	93	98	47	49	54
26	765	112	96	112	86	91	93
27	603	83	78	84	82	69	79
28	570	73	65	64	85	87	91
29	477	66	66	62	66	62	65
30	711	106	97	104	74	70	78
31	837	138	128	135	90	86	95
32	519	81	79	78	49	43	46
33	786	146	137	135	78	74	81
34	897	129	126	130	115	93	105
35	666	103	91	91	78	70	71
36	420	59	58	55	55	46	51
37	819	140	123	138	80	73	85
38	996	157	141	147	118	102	126
39	852	116	101	103	108	104	116
40	579	85	81	81	78	70	75
41	516	68	64	71	60	53	66
42	564	81	79	84	75	69	67
43	1,362	188	169	172	200	201	203
44	615	100	97	99	73	69	70
45	1,347	202	177	192	179	162	183
46	321	58	53	56	26	23	23
47	786	107	102	107	98	93	103
48	630	94	92	94	72	71	76
49	597	96	87	93	63	61	69
50	90	15	9	11	8	8	9
51	930	93	80	85	149	146	145
52	741	131	122	123	80	79	87
53	609	104	96	106	70	64	69
54	1,185	185	149	162	160	143	154
55	753	107	93	94	106	101	98
56	1,191	172	159	175	151	136	154
Perinton	40,803	6,220	5,679	5,930	4,840	4,501	4,927
Pittsford							
1	717	131	117	121	66	52	60
2	849	157	141	154	77	70	73

COUNTY COURT JUDGE*
(VOTE FOR 3)
PART 1
DETAIL

LEGISLATIVE DISTRICT OR TOWN	TOTAL VOTES	DOUGLAS A. RANDALL	CAROLINE EDWARDS- MORRISON	JULIE A. CIANCA	MARTY MCCARTHY	CAROLINE EDWARDS- MORRISON	JULIE M. HAHN
		DEM	DEM	DEM	REP	REP	REP
Pittsford							
3	1,251	210	202	208	157	139	152
4	1,119	176	163	170	126	112	126
5	696	137	129	122	54	53	57
6	426	88	91	88	32	26	31
7	429	70	62	65	52	48	53
8	777	115	102	100	111	104	114
9	885	146	121	129	115	94	111
10	1,020	167	153	154	128	114	131
11	705	102	96	100	81	74	76
12	837	136	128	132	98	95	107
13	666	95	92	95	76	73	74
14	1,017	165	135	156	130	121	128
15	417	51	48	45	54	49	55
16	672	117	115	108	69	63	75
17	1,032	180	169	172	100	100	111
18	354	73	65	66	31	29	30
19	537	70	63	67	69	63	68
20	894	173	139	146	89	86	95
21	789	151	143	142	77	68	78
22	915	165	149	154	93	87	98
23	651	98	82	89	78	77	81
24	915	162	143	156	99	94	99
25	981	172	157	160	100	97	105
26	984	140	135	136	129	113	124
27	780	159	145	152	60	58	66
28	789	134	129	132	96	77	97
29	849	116	103	110	113	104	117
30	705	121	114	110	75	73	75
31	960	162	126	133	122	122	136
32	1,032	175	161	161	125	129	133
33	1,410	220	202	207	165	153	167
34	1,173	186	175	180	147	140	149
Pittsford	28,233	4,720	4,295	4,420	3,194	2,957	3,252
Riga							
1	930	79	61	65	143	134	153
2	816	53	44	43	149	138	149
3	660	71	58	63	100	96	102
4	702	55	43	42	116	106	116
5	720	44	29	38	142	132	145
6	681	33	31	31	111	107	112
Riga	4,509	335	266	282	761	713	777
Rush							
1	1,317	142	130	142	141	126	146

COUNTY COURT JUDGE*
(VOTE FOR 3)
PART 1
DETAIL

LEGISLATIVE DISTRICT OR TOWN		TOTAL VOTES	DOUGLAS A. RANDALL DEM	CAROLINE EDWARDS-MORRISON DEM	JULIE A. CIANCA DEM	MARTY MCCARTHY REP	CAROLINE EDWARDS-MORRISON REP	JULIE M. HAHN REP
Rush								
	2	834	75	64	66	109	108	110
	3	1,212	167	151	152	123	101	127
	4	1,197	124	113	112	151	146	154
Rush		4,560	508	458	472	524	481	537
Sweden								
	1	690	91	86	90	76	70	78
	2	258	30	28	32	32	29	32
	3	669	102	85	95	71	69	77
	4	855	111	102	98	116	116	123
	5	168	29	28	29	18	18	20
	6	615	77	74	76	81	80	80
	7	675	86	75	83	85	78	86
	8	633	55	43	50	98	100	103
	9	528	61	67	64	76	65	62
	10	1,074	82	70	73	167	152	164
	11	171	30	27	29	16	15	15
	12	732	54	48	53	111	114	120
Sweden		7,068	808	733	772	947	906	960
Webster								
	1	657	96	83	91	77	67	86
	2	732	109	97	105	93	85	92
	3	918	157	140	144	101	101	103
	4	282	36	33	31	47	33	36
	5	753	88	82	82	105	82	98
	6	477	58	49	55	75	68	73
	7	705	91	76	76	101	92	99
	8	633	80	69	70	84	76	89
	9	693	71	68	65	102	96	99
	10	1,497	144	141	142	223	217	234
	11	729	80	72	73	101	92	99
	12	966	118	99	104	139	129	147
	13	705	93	81	90	94	80	90
	14	678	100	91	94	76	67	83
	15	432	57	46	50	53	52	54
	16	750	92	87	89	89	85	90
	17	687	63	56	60	99	101	106
	18	498	74	69	70	56	54	55
	19	1,125	122	108	117	169	153	178
	20	1,248	126	115	117	199	186	198
	21	840	109	84	100	120	111	121
	22	801	80	76	77	110	101	110
	23	621	83	77	86	68	59	73
	24	1,761	204	177	184	239	218	243

COUNTY COURT JUDGE*
(VOTE FOR 3)
PART 1
DETAIL

LEGISLATIVE DISTRICT OR TOWN	TOTAL VOTES	DOUGLAS A. RANDALL	CAROLINE EDWARDS- MORRISON	JULIE A. CIANCA	MARTY MCCARTHY	CAROLINE EDWARDS- MORRISON	JULIE M. HAHN
		DEM	DEM	DEM	REP	REP	REP
Webster							
25	297	46	35	41	36	32	34
26	618	70	62	75	83	76	75
27	1,470	180	180	180	216	194	214
28	750	76	68	75	109	99	110
29	426	59	53	58	46	44	48
30	330	44	43	40	51	38	45
31	762	76	68	73	113	97	101
32	1,002	121	109	113	154	129	148
33	810	96	89	96	120	110	116
34	360	40	35	38	61	54	59
35	480	58	55	58	61	56	58
36	531	72	65	63	75	68	78
37	1,254	159	141	152	174	159	178
38	678	100	91	97	95	83	91
39	759	127	118	123	92	88	95
40	1,383	202	183	201	171	148	165
41	1,152	143	127	135	169	158	170
42	891	101	88	99	122	121	122
43	591	71	66	67	80	76	74
Webster	33,732	4,172	3,752	3,956	4,648	4,235	4,637
Wheatland							
1	579	67	55	60	77	69	73
2	708	60	53	53	103	99	102
3	576	86	79	80	65	57	64
4	456	47	41	42	67	60	62
5	810	71	56	65	119	114	121
Wheatland	3,129	331	284	300	431	399	422
TOWNS	377,745	49,929	45,018	47,604	47,944	43,794	48,207
GRAND TOTAL:	436,992	60,813	55,669	58,205	50,761	46,270	51,090

*This contest has been recounted in accordance with Election Law §9-208(4)

COUNTY COURT JUDGE*
(VOTE FOR 3)
PART 2
DETAIL

LEGISLATIVE DISTRICT OR TOWN	TOTAL VOTES	MARTY MCCARTHY CON	CAROLINE EDWARDS- MORRISON CON	JULIE M. HAHN CON	DOUGLAS A. RANDALL WOR	CAROLINE EDWARDS- MORRISON WOR	JULIE A. CIANCA WOR	SCATTER	BLANK AND VOID
Leg. Dist. 07									
1	840	26	24	23	23	20	31	0	127
2	375	15	11	16	10	13	11	0	63
Leg. Dist. 07	1,215	41	35	39	33	33	42	0	190
Leg. Dist. 16									
1	15	0	0	0	0	0	0	0	1
Leg. Dist. 16	15	0	0	0	0	0	0	0	1
Leg. Dist. 21									
1	444	10	7	9	32	30	31	0	30
2	315	12	10	13	15	19	19	0	34
3	162	6	5	8	5	7	6	0	34
4	141	3	6	4	1	0	1	0	30
5	231	2	2	3	16	15	15	0	22
6	417	2	3	3	20	25	23	0	46
7	618	11	8	10	27	26	26	0	77
8	171	1	1	2	10	8	10	0	27
9	543	10	8	10	29	26	33	0	44
10	678	9	8	8	17	16	18	0	44
11	198	6	5	3	3	1	2	0	45
12	840	14	14	11	41	37	41	0	91
13	252	6	4	6	23	23	26	0	32
14	111	2	2	3	4	4	4	0	13
15	363	8	8	9	10	8	9	0	67
16	117	5	5	4	1	1	1	0	26
17	249	9	9	9	9	7	10	0	25
18	153	5	2	2	4	1	0	0	38
19	75	2	2	2	1	0	1	0	9
20	180	4	3	5	5	6	7	0	32
21	195	6	3	5	5	3	5	0	13
22	210	5	6	8	3	5	4	0	53
23	246	8	7	8	7	5	9	0	39
24	507	7	7	13	26	25	27	1	46
25	198	0	0	0	8	8	9	0	30
26	129	1	1	1	4	6	6	0	18
27	90	0	0	1	3	2	2	0	12
Leg. Dist. 21	7,833	154	136	160	329	314	345	1	977
Leg. Dist. 22									
1	246	5	3	3	4	3	3	0	57
2	36	1	0	1	2	0	0	0	14
3	213	0	1	2	0	0	1	0	151
4	123	0	0	0	0	0	0	0	87
5	54	1	0	1	0	0	0	0	11
6	138	2	2	2	0	0	0	0	44

COUNTY COURT JUDGE*
(VOTE FOR 3)
PART 2
DETAIL

LEGISLATIVE DISTRICT OR TOWN	TOTAL VOTES	MARTY MCCARTHY	CAROLINE EDWARDS- MORRISON	JULIE M. HAHN	DOUGLAS A. RANDALL	CAROLINE EDWARDS- MORRISON	JULIE A. CIANCA	SCATTER	BLANK AND VOID
		CON	CON	CON	WOR	WOR	WOR		
Leg. Dist. 22									
7	42	1	0	0	1	0	0	0	14
8	99	3	2	3	2	1	1	0	20
9	72	1	0	1	2	1	1	0	15
10	141	0	0	2	1	1	2	0	46
11	252	1	0	0	12	10	14	0	55
12	105	0	0	0	1	0	0	0	29
13	57	0	0	0	0	0	0	0	21
14	27	1	2	3	2	2	1	0	3
15	195	2	3	2	1	1	2	0	54
16	51	1	0	1	1	0	0	0	15
17	63	2	2	2	0	0	0	0	16
18	93	2	1	1	1	1	1	0	21
19	63	1	0	0	0	0	0	0	12
20	177	3	3	3	0	0	1	0	65
21	84	0	0	0	1	0	0	0	33
22	93	1	1	1	0	0	0	0	26
23	81	0	0	0	1	0	0	0	35
24	54	1	1	1	0	0	0	0	9
25	474	9	10	8	16	16	20	1	68
26	228	3	3	3	10	9	9	0	41
27	150	0	1	0	6	4	5	0	34
Leg. Dist. 22	3,411	41	35	40	64	49	61	1	996
Leg. Dist. 23									
1	177	3	2	5	6	5	7	0	10
2	363	7	6	6	28	27	31	0	53
3	240	3	3	3	21	18	24	0	28
4	663	18	14	18	28	26	30	1	64
5	168	0	0	0	15	15	15	0	15
6	213	6	5	5	6	8	8	0	21
7	423	5	5	7	24	26	26	0	44
8	405	7	7	8	24	24	28	0	28
9	369	5	6	5	19	14	17	0	35
10	327	4	3	7	18	20	18	0	29
11	489	5	4	5	27	26	27	1	57
12	684	11	10	14	22	22	28	0	99
13	465	10	10	12	16	13	16	0	45
14	339	2	3	4	19	21	23	0	29
15	300	8	8	7	22	20	21	0	17
16	240	5	5	6	10	9	9	0	20
17	459	10	7	9	21	19	20	0	50
18	867	24	21	23	35	34	37	0	84
19	414	12	10	13	12	12	12	2	51
20	555	18	17	20	27	27	27	0	44

COUNTY COURT JUDGE*
(VOTE FOR 3)
PART 2
DETAIL

LEGISLATIVE DISTRICT OR TOWN	TOTAL VOTES	MARTY MCCARTHY CON	CAROLINE EDWARDS- MORRISON CON	JULIE M. HAHN CON	DOUGLAS A. RANDALL WOR	CAROLINE EDWARDS- MORRISON WOR	JULIE A. CIANCA WOR	SCATTER	BLANK AND VOID
Leg. Dist. 23									
21	555	7	8	6	23	22	25	0	35
22	438	6	6	6	10	10	12	0	40
23	267	5	2	5	20	18	18	4	25
24	357	6	4	4	12	11	11	0	49
25	765	19	17	20	23	23	29	0	92
26	873	21	18	23	30	26	30	0	87
27	378	10	9	13	9	7	8	0	34
28	312	5	6	6	25	27	28	0	29
29	54	2	2	2	3	3	4	5	8
Leg. Dist. 23	12,159	244	218	262	555	533	589	13	1,222
Leg. Dist. 24									
1	804	10	13	17	55	49	54	0	67
2	378	2	1	3	16	17	22	0	37
3	420	9	7	10	25	29	27	0	30
4	621	4	3	6	58	56	62	0	64
5	516	9	11	13	27	20	28	0	51
6	357	5	5	6	28	28	32	0	28
7	198	6	5	5	7	10	7	0	16
8	354	7	7	12	17	14	14	0	16
9	303	7	8	9	12	12	14	0	17
10	699	6	5	8	62	67	76	0	70
11	126	2	0	0	5	5	7	0	32
12	39	0	0	0	1	0	0	0	7
13	519	6	6	6	40	40	42	0	39
14	597	5	5	6	56	54	61	0	64
15	510	13	12	13	22	21	19	0	76
16	468	6	4	10	34	33	36	0	30
17	60	3	3	3	0	0	0	0	11
18	414	6	5	6	29	27	32	0	46
19	51	0	1	0	5	5	6	0	5
20	78	1	1	1	8	7	8	0	10
21	93	0	0	0	8	11	10	0	5
22	156	2	2	3	16	19	18	0	10
23	243	3	5	4	11	11	11	0	17
24	45	0	0	1	1	0	1	0	5
Leg. Dist. 24	8,049	112	109	142	543	535	587	0	753
Leg. Dist. 25									
1	507	3	1	3	17	15	16	1	67
2	168	1	1	0	6	5	5	0	40
3	261	2	1	1	5	4	4	0	69
4	81	0	0	0	5	7	7	0	9
5	159	0	0	0	1	0	1	0	33
6	288	2	2	1	31	32	35	0	25

COUNTY COURT JUDGE*
(VOTE FOR 3)
PART 2
DETAIL

LEGISLATIVE DISTRICT OR TOWN	TOTAL VOTES	MARTY MCCARTHY	CAROLINE EDWARDS- MORRISON	JULIE M. HAHN	DOUGLAS A. RANDALL	CAROLINE EDWARDS- MORRISON	JULIE A. CIANCA	SCATTER	BLANK AND VOID
		CON	CON	CON	WOR	WOR	WOR		
Leg. Dist. 25									
7	213	3	2	2	1	2	2	0	64
8	234	1	1	1	2	1	3	0	59
9	75	0	0	0	1	1	3	0	28
10	318	2	1	1	12	14	17	0	45
11	93	1	0	1	2	1	3	0	27
12	435	8	5	7	40	41	44	0	34
13	150	2	1	1	4	5	5	0	43
14	174	3	3	3	14	15	14	0	22
15	171	1	2	1	1	1	1	0	36
16	102	2	0	1	0	0	1	0	30
17	138	1	2	0	1	3	0	0	32
18	279	4	3	2	2	2	2	0	73
19	231	9	6	7	5	6	6	0	21
20	171	2	1	1	3	5	4	0	23
21	156	2	2	1	3	1	0	0	39
22	294	4	3	3	10	10	9	0	27
23	81	3	2	3	2	2	2	0	7
24	6	0	0	0	0	0	0	0	0
25	570	10	10	9	17	16	17	0	136
26	60	0	0	0	6	6	6	0	2
27	99	0	1	1	2	2	4	0	21
28	27	0	0	0	4	4	4	0	1
29	108	1	2	3	18	17	19	5	7
30	207	1	1	1	7	7	11	0	39
Leg. Dist. 25	5,856	68	53	54	222	225	245	6	1,059
Leg. Dist. 26									
1	711	25	27	32	15	14	18	0	75
2	264	8	8	9	5	4	5	0	26
3	144	0	0	0	2	3	2	0	27
4	366	9	6	10	8	8	8	1	52
5	270	10	7	9	6	8	7	0	36
6	228	6	4	7	3	4	3	0	61
7	249	8	9	8	6	5	5	0	23
8	219	6	6	7	2	3	3	0	37
9	318	12	14	12	12	10	11	0	43
10	255	8	4	7	2	2	3	0	50
11	324	8	9	9	12	7	8	0	61
12	408	14	15	16	7	6	10	0	39
13	477	21	21	23	9	8	12	1	46
14	486	19	18	19	6	7	5	0	68
15	243	2	2	1	5	6	7	0	27
16	357	15	11	19	8	6	8	0	45
17	396	10	11	9	4	4	8	3	58

COUNTY COURT JUDGE*
(VOTE FOR 3)
PART 2
DETAIL

LEGISLATIVE DISTRICT OR TOWN	TOTAL VOTES	MARTY MCCARTHY	CAROLINE EDWARDS- MORRISON	JULIE M. HAHN	DOUGLAS A. RANDALL	CAROLINE EDWARDS- MORRISON	JULIE A. CIANCA	SCATTER	BLANK AND VOID
		CON	CON	CON	WOR	WOR	WOR		
Leg. Dist. 26	5,715	181	172	197	112	105	123	5	774
Leg. Dist. 27									
1	384	9	8	10	9	9	7	0	84
2	423	10	10	10	11	9	15	0	74
3	390	6	7	7	23	22	24	0	41
4	441	8	8	9	18	13	20	0	80
5	417	4	3	4	16	14	15	0	66
6	267	2	1	2	2	1	2	0	75
7	378	3	4	5	18	16	18	0	50
8	384	0	0	0	9	8	10	0	87
9	480	2	0	5	28	29	30	3	74
10	360	5	7	7	18	16	19	0	35
11	363	3	5	4	12	11	11	0	77
12	255	8	7	9	10	10	12	0	41
13	258	1	1	1	4	5	5	0	42
14	165	2	1	1	2	1	3	0	30
15	303	3	2	3	11	8	10	0	60
16	318	6	6	7	8	7	7	0	55
17	294	1	1	1	5	5	8	0	73
18	246	9	6	10	5	2	6	0	45
19	327	4	4	7	3	3	4	1	95
20	141	4	1	1	1	0	3	0	39
21	162	1	2	4	5	5	4	0	37
22	192	4	4	6	1	2	1	0	40
23	231	1	1	0	8	7	12	0	58
25	102	7	9	7	1	1	0	0	16
26	108	3	3	2	7	5	4	0	19
Leg. Dist. 27	7,389	106	101	122	235	209	250	4	1,393
Leg. Dist. 28									
1	174	2	2	3	4	1	1	0	39
2	102	4	5	4	6	5	6	0	6
3	60	3	1	1	2	0	2	0	12
4	150	1	1	3	5	2	4	0	36
5	120	2	1	1	3	1	2	1	20
6	357	9	9	9	5	4	5	0	31
7	339	6	7	8	2	1	4	0	60
8	123	6	5	4	2	2	2	0	33
9	180	1	2	2	6	5	6	0	25
10	60	2	2	3	2	0	1	0	8
11	90	4	3	4	1	2	1	0	20
12	90	2	3	2	2	0	2	0	22
13	180	3	2	6	1	2	1	0	36
14	183	7	4	6	2	0	2	0	30
15	63	3	3	2	3	3	2	0	11

COUNTY COURT JUDGE*
(VOTE FOR 3)
PART 2
DETAIL

LEGISLATIVE DISTRICT OR TOWN	TOTAL VOTES	MARTY MCCARTHY CON	CAROLINE EDWARDS- MORRISON CON	JULIE M. HAHN CON	DOUGLAS A. RANDALL WOR	CAROLINE EDWARDS- MORRISON WOR	JULIE A. CIANCA WOR	SCATTER	BLANK AND VOID
Leg. Dist. 28									
16	168	6	3	4	1	2	2	0	36
17	12	0	0	1	0	0	0	0	3
18	138	5	3	4	1	0	1	0	27
19	33	0	1	0	1	0	0	0	14
20	264	5	5	8	12	12	11	0	42
21	258	9	8	8	6	6	10	0	58
22	84	0	0	0	1	1	1	0	18
Leg. Dist. 28	3,228	80	70	83	68	49	66	1	587
Leg. Dist. 29									
1	18	0	0	0	0	0	0	0	6
2	33	0	1	1	1	1	1	0	13
3	12	0	0	0	0	0	0	0	9
4	321	8	5	7	7	4	8	0	60
5	186	3	2	3	3	1	3	0	41
6	150	0	0	3	6	5	2	0	28
7	186	4	4	6	10	10	9	0	13
8	48	0	0	0	0	0	0	0	7
9	315	7	10	9	5	5	8	0	63
10	180	4	4	4	1	1	3	0	51
11	222	4	5	5	8	6	5	0	46
12	147	4	3	4	2	3	4	0	37
13	108	1	0	0	3	1	1	0	26
14	87	1	1	1	1	0	2	0	15
15	135	3	2	1	2	1	2	0	41
16	51	0	0	1	1	0	0	0	8
17	186	3	5	6	3	4	3	0	34
18	387	8	7	8	11	10	12	0	47
19	102	2	2	1	0	0	0	0	14
20	225	1	2	0	4	5	5	0	47
21	309	7	7	8	13	9	13	0	45
22	129	3	4	3	0	0	0	0	27
23	249	3	2	2	1	2	0	0	74
24	261	3	4	4	2	1	3	0	64
25	267	5	7	8	3	3	2	0	60
26	57	0	0	0	2	2	1	0	14
28	6	0	0	0	0	0	0	0	0
Leg. Dist. 29	4,377	74	77	85	89	74	87	0	890
CITY	59,247	1,101	1,006	1,184	2,250	2,126	2,395	31	8,842
Brighton									
1	792	11	11	11	26	27	29	0	63
2	429	14	15	16	11	10	12	0	33
3	525	10	11	12	12	11	13	0	47

COUNTY COURT JUDGE*
(VOTE FOR 3)
PART 2
DETAIL

LEGISLATIVE DISTRICT OR TOWN	TOTAL VOTES	MARTY MCCARTHY	CAROLINE EDWARDS- MORRISON	JULIE M. HAHN	DOUGLAS A. RANDALL	CAROLINE EDWARDS- MORRISON	JULIE A. CIANCA	SCATTER	BLANK AND VOID
		CON	CON	CON	WOR	WOR	WOR		
Brighton									
4	759	13	11	14	35	38	36	0	43
5	834	14	11	15	32	32	37	0	54
6	867	17	18	19	17	18	19	0	65
7	411	11	13	11	16	13	13	0	23
8	732	13	15	13	6	10	10	0	56
9	747	19	14	20	20	21	21	1	58
10	840	14	19	18	10	13	11	0	40
11	765	26	26	33	30	30	31	1	55
12	969	10	12	11	24	19	24	0	74
13	564	2	3	6	12	10	9	0	57
14	387	3	4	3	28	26	26	1	23
15	480	15	15	20	6	6	10	0	34
16	513	18	14	16	3	2	4	0	35
17	348	5	5	4	2	2	2	0	21
18	615	10	5	10	31	28	30	0	38
19	546	15	17	14	9	8	8	0	84
20	372	6	5	8	12	12	12	1	34
21	588	10	9	11	22	22	27	0	44
22	684	11	11	11	8	10	11	0	50
23	633	16	15	15	13	14	15	0	43
24	654	20	15	16	10	11	11	0	49
25	612	13	12	16	29	25	31	0	41
26	423	8	12	12	10	7	12	0	30
27	633	15	14	19	17	19	20	0	35
28	816	17	15	14	28	26	26	0	66
29	351	7	6	6	2	4	7	2	30
30	825	13	13	14	11	10	13	0	45
31	645	6	4	7	23	21	20	1	35
32	807	18	17	18	24	26	28	1	74
33	738	16	14	16	13	11	10	1	38
34	639	10	13	13	20	21	23	0	35
35	543	8	6	5	18	17	17	0	24
36	249	6	5	6	10	10	12	0	33
37	426	5	5	5	13	18	16	0	31
38	702	18	21	20	19	14	19	0	52
39	561	22	17	21	15	15	15	1	43
40	1,095	14	14	15	23	16	21	0	65
41	573	12	11	12	19	17	18	0	46
42	264	6	5	4	9	8	9	0	13
43	483	14	13	15	6	7	7	1	41
44	162	7	6	7	4	4	4	0	17
45	333	8	4	7	12	15	15	0	26
46	354	4	6	7	4	4	5	0	22

COUNTY COURT JUDGE*
(VOTE FOR 3)
PART 2
DETAIL

LEGISLATIVE DISTRICT OR TOWN	TOTAL VOTES	MARTY MCCARTHY	CAROLINE EDWARDS- MORRISON	JULIE M. HAHN	DOUGLAS A. RANDALL	CAROLINE EDWARDS- MORRISON	JULIE A. CIANCA	SCATTER	BLANK AND VOID
		CON	CON	CON	WOR	WOR	WOR		
Brighton	27,288	550	527	586	724	708	769	11	1,965
Chili									
1	498	39	34	37	8	8	10	0	40
2	855	43	38	46	13	6	15	0	70
3	594	37	35	38	8	9	9	2	65
4	396	27	20	26	5	4	5	0	27
5	525	29	28	29	9	5	10	3	42
6	612	34	36	37	8	7	13	0	64
7	330	10	10	10	5	6	7	0	39
8	600	39	36	38	9	4	3	0	56
9	624	24	19	22	6	7	5	0	62
10	342	27	25	31	6	4	6	0	29
11	579	28	26	32	11	10	8	0	50
12	609	30	26	32	9	5	5	0	52
13	906	47	42	48	8	5	9	0	90
14	639	41	37	39	8	8	6	0	51
15	480	25	27	29	5	3	3	1	35
16	1,101	52	53	53	16	9	17	0	73
17	1,455	76	70	70	12	8	13	0	125
18	516	30	27	33	7	5	5	0	44
19	582	21	23	25	9	4	10	0	54
20	780	38	39	48	22	20	21	0	50
21	426	17	19	22	6	6	12	0	44
22	510	18	14	15	5	5	9	0	62
23	486	22	24	28	8	8	9	0	26
24	1,068	58	53	58	11	12	11	0	120
25	354	19	17	17	2	4	4	0	12
26	786	54	49	53	17	9	17	0	67
27	528	32	28	31	6	5	8	0	49
28	429	24	18	22	6	4	4	0	47
29	471	34	28	29	11	11	12	0	35
30	213	13	14	13	2	2	2	0	9
31	606	24	21	23	9	4	6	0	43
32	558	33	30	35	13	10	8	0	55
Chili	19,458	1,045	966	1,069	280	217	282	6	1,687
Clarkson									
1	1,032	75	75	73	8	5	7	0	75
2	126	8	7	9	1	1	1	0	18
3	708	38	36	40	10	6	12	0	53
4	1,104	77	72	78	11	7	8	0	102
5	1,278	71	70	78	19	15	16	0	114
6	615	32	26	34	5	2	7	1	74
Clarkson	4,863	301	286	312	54	36	51	1	436

COUNTY COURT JUDGE*
(VOTE FOR 3)
PART 2
DETAIL

LEGISLATIVE DISTRICT OR TOWN	TOTAL VOTES	MARTY MCCARTHY CON	CAROLINE EDWARDS- MORRISON CON	JULIE M. HAHN CON	DOUGLAS A. RANDALL WOR	CAROLINE EDWARDS- MORRISON WOR	JULIE A. CIANCA WOR	SCATTER	BLANK AND VOID
East Rochester									
1	504	15	12	15	5	6	10	0	48
2	525	15	14	16	14	11	14	0	63
3	528	22	25	26	10	13	10	2	47
4	444	8	10	9	10	9	10	0	45
5	426	12	11	13	10	8	10	0	32
6	729	20	20	20	11	9	11	0	97
7	447	12	14	16	10	9	9	0	46
East Rochester Gates	3,603	104	106	115	70	65	74	2	378
1	294	18	20	21	5	4	5	0	29
2	369	11	15	15	6	5	5	0	52
3	366	8	7	10	3	7	3	0	43
4	405	23	22	23	4	4	3	0	54
5	702	26	25	26	10	8	12	0	57
6	459	17	18	17	7	7	7	0	44
7	1,044	49	51	48	15	6	11	0	98
8	396	16	19	19	4	5	6	0	28
9	420	7	8	7	4	5	6	0	53
10	270	9	7	8	0	0	2	0	25
11	294	11	12	12	7	7	6	0	30
12	261	7	8	6	3	2	2	0	28
13	402	9	11	12	7	1	4	0	49
14	264	11	13	11	2	1	4	0	45
15	687	21	20	23	8	4	6	0	94
16	387	20	17	21	2	1	3	0	30
17	390	22	22	21	9	7	9	0	44
18	522	32	29	30	5	4	6	0	53
19	429	26	27	28	5	2	2	0	44
20	432	21	18	21	6	6	6	0	46
21	408	12	12	15	11	11	11	1	57
22	399	18	20	21	4	4	5	0	22
23	429	24	24	26	6	5	3	0	58
24	861	37	37	37	10	8	8	0	76
25	342	15	14	19	7	6	8	0	34
26	549	39	36	36	7	4	8	0	33
27	576	17	17	22	9	2	5	0	64
28	381	10	9	11	5	6	7	0	37
29	375	19	14	17	3	3	5	0	45
30	336	13	10	11	5	2	2	0	42
31	357	11	11	8	5	6	11	0	32
32	489	31	31	31	10	10	10	0	26
33	171	7	8	8	2	2	2	0	14
34	369	15	14	17	3	3	3	0	44

COUNTY COURT JUDGE*
(VOTE FOR 3)
PART 2
DETAIL

LEGISLATIVE DISTRICT OR TOWN	TOTAL VOTES	MARTY MCCARTHY CON	CAROLINE EDWARDS- MORRISON CON	JULIE M. HAHN CON	DOUGLAS A. RANDALL WOR	CAROLINE EDWARDS- MORRISON WOR	JULIE A. CIANCA WOR	SCATTER	BLANK AND VOID
Gates									
35	276	10	11	11	5	3	3	0	21
Gates	15,111	642	637	669	204	161	199	1	1,551
Greece									
1	498	25	24	25	8	6	12	0	64
2	690	35	33	39	11	8	12	0	68
3	366	20	19	22	6	7	8	0	30
4	348	16	12	16	1	3	1	0	29
5	276	15	11	11	5	3	7	0	41
6	261	10	8	12	3	2	2	0	25
7	405	19	20	20	5	5	6	0	53
8	315	13	13	13	4	6	6	0	32
9	354	11	8	13	5	3	8	0	32
10	348	16	13	16	5	7	8	0	27
11	141	5	5	6	1	2	2	0	8
12	270	8	10	12	11	7	6	0	26
13	369	13	19	17	4	6	8	0	24
14	273	19	19	20	4	6	3	0	6
15	519	26	17	24	5	4	7	0	70
16	363	18	17	19	4	3	5	0	30
17	666	34	37	36	7	1	4	0	58
18	588	32	30	33	8	6	8	0	54
19	330	12	13	14	8	8	8	0	21
20	336	12	11	9	5	4	6	0	34
21	582	34	37	40	11	9	11	0	36
22	303	11	12	11	4	2	2	0	38
23	612	25	22	25	7	7	8	0	89
24	711	28	27	31	9	6	6	0	60
25	411	16	16	17	7	5	3	0	60
26	33	1	1	1	0	0	0	0	3
27	717	41	38	43	9	8	10	0	86
28	684	42	39	40	9	6	8	0	72
29	453	22	22	25	2	1	3	0	23
30	861	45	39	38	10	6	11	0	100
31	429	24	25	26	10	3	7	0	54
32	342	17	18	17	9	5	11	0	28
33	579	38	36	36	10	9	9	0	50
34	606	33	31	33	9	7	8	0	61
35	426	26	24	26	10	8	11	0	34
36	636	29	26	30	4	5	6	0	74
37	438	26	25	29	5	4	8	0	44
38	735	37	34	39	15	11	13	1	74
39	291	26	24	26	4	1	3	0	25
40	294	12	11	10	4	2	9	0	30

COUNTY COURT JUDGE*
(VOTE FOR 3)
PART 2
DETAIL

LEGISLATIVE DISTRICT OR TOWN	TOTAL VOTES	MARTY MCCARTHY CON	CAROLINE EDWARDS- MORRISON CON	JULIE M. HAHN CON	DOUGLAS A. RANDALL WOR	CAROLINE EDWARDS- MORRISON WOR	JULIE A. CIANCA WOR	SCATTER	BLANK AND VOID
Greece									
41	717	34	32	34	7	5	12	0	103
42	378	15	13	19	5	6	9	1	52
43	573	42	36	38	6	7	8	0	58
44	735	44	45	47	8	4	5	1	72
45	897	41	37	45	7	3	6	0	94
46	276	14	12	15	3	3	3	0	31
47	516	30	32	32	5	4	8	0	39
48	27	1	1	1	0	1	0	0	3
49	357	20	19	20	5	3	2	0	23
50	489	21	20	18	5	6	6	0	50
51	261	11	13	12	2	1	4	0	16
52	666	32	33	29	6	4	7	1	71
53	342	17	15	14	6	2	4	0	33
54	648	33	29	36	4	1	7	0	75
55	360	21	22	24	2	0	5	0	26
56	648	18	17	21	10	8	7	2	55
57	435	28	24	29	5	3	4	0	51
58	648	25	25	32	4	2	4	0	47
59	213	10	8	11	1	3	3	0	32
60	405	24	24	24	5	4	8	0	42
61	396	27	25	27	7	5	6	0	49
62	567	29	28	31	7	6	5	0	37
63	468	29	23	25	7	10	8	0	36
64	363	23	21	22	4	6	6	0	38
65	480	21	18	21	4	6	6	0	47
66	237	11	8	10	4	3	3	0	27
67	411	26	26	24	6	2	4	0	31
68	588	35	38	39	9	4	7	0	41
69	333	16	16	17	2	3	2	0	19
70	1,737	88	83	91	13	4	14	0	145
71	624	31	32	28	6	7	5	0	53
72	777	40	38	43	7	4	11	0	74
73	204	18	18	18	3	3	3	0	20
74	324	14	10	15	5	2	0	0	32
75	339	14	12	13	2	1	3	0	52
76	555	27	27	29	3	3	7	0	51
77	513	37	29	28	3	4	5	0	60
78	51	2	1	2	0	1	0	0	11
79	1,080	72	60	63	7	7	14	0	92
80	774	36	33	34	11	9	11	0	67
81	342	9	10	11	7	7	6	0	29
82	348	18	18	16	2	3	2	1	27
83	225	9	6	10	4	4	4	0	32

COUNTY COURT JUDGE*
(VOTE FOR 3)
PART 2
DETAIL

LEGISLATIVE DISTRICT OR TOWN	TOTAL VOTES	MARTY MCCARTHY CON	CAROLINE EDWARDS- MORRISON CON	JULIE M. HAHN CON	DOUGLAS A. RANDALL WOR	CAROLINE EDWARDS- MORRISON WOR	JULIE A. CIANCA WOR	SCATTER	BLANK AND VOID
Greece									
84	552	30	32	26	4	5	8	0	53
85	648	30	27	32	11	7	9	0	76
86	642	43	41	45	4	4	6	0	50
87	408	19	19	22	3	0	2	0	34
88	684	31	28	34	6	2	6	0	60
89	420	25	20	20	3	6	7	0	40
90	675	42	40	46	11	4	15	0	81
91	1,083	59	54	60	11	9	16	0	108
92	699	30	29	30	9	10	10	0	92
93	618	23	24	26	2	3	0	0	68
94	636	34	34	34	5	5	8	0	53
95	267	7	6	5	7	5	8	0	29
96	570	29	25	30	1	2	4	0	48
97	978	53	44	55	14	4	11	0	98
98	774	36	35	37	17	13	21	0	52
99	663	43	45	46	7	5	8	0	65
100	804	45	44	45	9	3	10	0	89
101	378	27	25	26	5	4	3	0	35
102	813	40	37	39	5	3	5	0	83
103	672	43	37	43	10	7	9	1	63
104	426	28	21	26	4	3	4	0	40
105	837	40	39	40	8	5	10	0	87
106	534	34	31	33	7	5	3	0	29
107	450	33	28	36	6	2	6	0	45
108	552	27	30	29	3	3	5	0	63
109	729	45	41	47	5	3	10	0	49
Greece	55,698	2,901	2,719	2,950	654	498	722	8	5,406
Hamlin									
1	468	26	20	24	9	6	6	2	60
2	750	50	44	52	5	3	5	0	96
3	633	46	40	46	6	4	3	0	62
4	471	29	29	30	6	0	3	0	46
5	603	47	44	43	12	6	6	0	99
6	585	36	35	40	11	6	7	0	51
7	1,002	49	48	57	10	9	10	0	109
8	393	29	28	28	5	4	3	2	47
9	357	18	16	19	4	3	4	0	45
10	756	46	44	49	5	3	3	3	106
Hamlin	6,018	376	348	388	73	44	50	7	721
Henrietta									
1	753	29	26	31	12	9	9	0	62
2	636	29	31	31	16	15	18	0	38
3	228	7	8	7	5	7	7	0	11

COUNTY COURT JUDGE*
(VOTE FOR 3)
PART 2
DETAIL

LEGISLATIVE DISTRICT OR TOWN	TOTAL VOTES	MARTY MCCARTHY	CAROLINE EDWARDS- MORRISON	JULIE M. HAHN	DOUGLAS A. RANDALL	CAROLINE EDWARDS- MORRISON	JULIE A. CIANCA	SCATTER	BLANK AND VOID
		CON	CON	CON	WOR	WOR	WOR		
Henrietta									
4	543	8	10	8	13	8	11	0	40
5	579	24	26	30	6	5	4	0	54
6	558	26	23	26	9	7	8	1	49
7	546	20	20	21	6	7	7	0	47
8	561	16	15	19	10	9	12	0	36
9	390	13	15	14	3	9	5	0	29
10	540	22	19	23	11	8	13	0	60
11	384	19	16	16	6	5	7	0	46
12	567	32	30	31	8	7	10	0	56
13	840	32	32	32	17	17	18	0	69
14	426	19	15	18	9	9	11	0	45
15	717	16	17	17	23	23	26	0	55
16	327	12	11	13	7	7	7	0	27
17	783	24	27	30	10	9	14	3	66
18	666	20	15	20	6	3	5	0	59
19	486	20	22	23	11	12	12	0	40
20	921	34	30	33	19	15	15	0	90
21	459	15	15	20	11	9	8	0	31
22	951	40	35	38	16	15	15	0	45
23	486	20	17	23	5	10	11	0	39
24	636	15	17	19	17	13	17	0	53
25	555	28	29	28	11	7	11	0	44
26	1,356	60	59	64	17	12	14	0	100
27	948	41	39	43	10	10	8	0	82
28	849	40	36	43	15	10	13	0	84
29	1,617	72	68	76	19	15	18	0	143
30	1,371	45	43	51	24	20	22	0	122
31	357	11	12	14	5	5	6	0	33
32	1,092	36	36	33	19	19	23	0	95
33	414	11	12	10	13	12	13	0	35
34	279	13	16	17	2	2	5	0	16
35	714	28	23	28	8	6	8	0	49
Henrietta	23,535	897	865	950	399	356	411	4	1,950
Irondequoit									
1	699	32	27	28	15	9	9	0	55
2	432	19	17	17	9	9	10	0	37
3	681	18	16	23	20	15	14	1	76
4	321	11	7	7	4	3	6	0	40
5	489	11	11	13	13	11	10	0	49
6	1,035	30	25	28	19	17	18	0	83
7	1,092	41	40	44	17	16	21	0	104
8	723	27	29	30	9	8	7	0	78
9	636	18	18	24	10	11	9	0	82

COUNTY COURT JUDGE*
(VOTE FOR 3)
PART 2
DETAIL

LEGISLATIVE DISTRICT OR TOWN	TOTAL VOTES	MARTY MCCARTHY	CAROLINE EDWARDS- MORRISON	JULIE M. HAHN	DOUGLAS A. RANDALL	CAROLINE EDWARDS- MORRISON	JULIE A. CIANCA	SCATTER	BLANK AND VOID
		CON	CON	CON	WOR	WOR	WOR		
Irondequoit									
10	825	28	32	35	13	7	11	0	78
11	345	13	13	12	8	6	8	0	35
12	438	19	15	18	19	17	18	0	46
13	822	25	23	27	18	18	18	0	49
14	861	33	28	34	14	15	14	0	88
15	873	22	23	23	18	14	17	0	100
16	1,179	28	28	31	18	17	19	0	91
17	396	16	16	16	7	6	6	0	30
18	645	19	21	21	15	11	13	0	48
19	642	10	12	17	18	12	17	0	79
20	618	18	18	21	12	11	11	0	54
21	618	21	18	17	11	11	11	0	50
22	750	23	21	27	20	10	14	0	64
23	573	19	11	16	14	14	16	0	44
24	552	21	18	21	15	14	14	0	42
25	576	23	21	22	8	5	5	1	46
26	318	5	4	3	7	6	10	0	40
27	447	11	9	13	13	10	12	0	50
28	591	16	15	13	10	7	7	0	62
29	432	11	9	11	13	12	10	0	38
30	642	18	12	16	12	8	13	0	85
31	771	16	16	13	22	17	19	0	53
32	543	9	9	13	21	16	19	0	42
33	492	21	23	25	7	7	10	0	65
34	984	35	33	31	12	11	12	0	83
35	372	5	4	11	13	15	13	0	20
36	231	5	5	6	6	5	8	3	25
37	384	17	16	18	7	3	6	0	47
38	207	6	4	6	8	11	9	1	23
39	159	6	6	5	3	1	2	0	11
40	462	6	9	5	7	8	8	0	43
41	516	18	16	14	24	19	21	0	38
42	759	32	26	25	19	13	15	1	62
43	420	18	16	18	12	10	12	0	45
44	1,281	30	29	36	26	16	21	1	163
45	402	16	16	20	5	4	4	0	54
46	570	10	12	14	16	15	18	0	46
47	252	7	7	7	3	3	4	0	22
48	558	17	14	19	12	10	11	0	60
49	918	23	22	29	15	11	15	3	98
50	231	9	8	9	5	4	7	0	24
51	918	39	31	37	23	17	16	0	83
52	516	18	16	16	7	5	6	0	68

COUNTY COURT JUDGE*
(VOTE FOR 3)
PART 2
DETAIL

LEGISLATIVE DISTRICT OR TOWN	TOTAL VOTES	MARTY MCCARTHY CON	CAROLINE EDWARDS- MORRISON CON	JULIE M. HAHN CON	DOUGLAS A. RANDALL WOR	CAROLINE EDWARDS- MORRISON WOR	JULIE A. CIANCA WOR	SCATTER	BLANK AND VOID
Irondequoit									
53	477	12	12	17	6	7	12	0	58
54	114	4	4	6	0	0	0	0	15
55	573	19	18	20	8	8	9	1	46
56	438	12	10	11	10	9	10	0	51
57	819	25	22	24	14	14	14	0	66
58	618	21	16	23	15	13	14	0	64
59	489	20	17	22	5	5	7	0	52
60	588	22	19	24	11	11	12	0	55
61	750	36	35	40	14	14	15	0	54
62	819	18	16	19	15	12	12	0	71
63	507	17	13	17	7	6	7	1	71
64	96	0	0	1	1	1	2	0	18
65	366	11	10	16	10	8	10	1	60
66	162	2	2	1	0	0	1	0	24
67	369	10	11	11	6	6	7	1	36
68	468	13	11	16	11	8	9	0	61
	<u>38,850</u>	<u>1,211</u>	<u>1,111</u>	<u>1,273</u>	<u>805</u>	<u>673</u>	<u>765</u>	<u>15</u>	<u>3,800</u>
Irondequoit									
Mendon									
1	1,287	60	53	59	10	12	8	0	104
2	1,191	36	30	32	16	15	11	0	145
3	1,314	60	57	59	16	16	17	1	87
4	924	23	25	23	16	13	14	0	105
5	1,239	65	62	65	15	12	13	0	65
6	1,227	51	50	53	16	10	12	0	77
7	1,206	63	65	70	9	6	6	0	94
8	474	25	22	22	3	4	7	0	40
9	987	40	35	42	10	13	11	0	76
	<u>9,849</u>	<u>423</u>	<u>399</u>	<u>425</u>	<u>111</u>	<u>101</u>	<u>99</u>	<u>1</u>	<u>793</u>
Mendon									
Ogden									
1	645	41	37	43	9	3	5	0	51
2	702	37	35	42	7	4	7	0	46
3	957	42	40	45	11	12	10	0	62
4	606	38	38	39	8	7	7	0	62
5	591	37	34	37	6	2	5	0	50
6	687	48	43	43	4	3	4	0	65
7	492	32	33	34	4	2	6	0	43
8	654	19	21	24	7	6	5	0	46
9	627	27	24	29	10	8	7	0	49
10	621	35	38	39	9	8	7	0	57
11	693	46	43	47	10	3	4	0	61
12	780	45	43	46	9	6	7	0	66
13	378	19	16	16	6	6	7	0	23
14	567	38	32	36	10	7	6	0	60

COUNTY COURT JUDGE*
(VOTE FOR 3)
PART 2
DETAIL

LEGISLATIVE DISTRICT OR TOWN	TOTAL VOTES	MARTY MCCARTHY CON	CAROLINE EDWARDS- MORRISON CON	JULIE M. HAHN CON	DOUGLAS A. RANDALL WOR	CAROLINE EDWARDS- MORRISON WOR	JULIE A. CIANCA WOR	SCATTER	BLANK AND VOID
Ogden									
15	948	58	47	49	8	5	5	1	112
16	471	35	33	35	4	2	1	0	31
17	603	33	29	34	5	3	4	0	44
18	771	48	46	49	12	13	17	1	50
19	786	44	36	47	12	2	6	0	75
20	897	64	59	65	4	5	6	0	65
	<u>13,476</u>	<u>786</u>	<u>727</u>	<u>799</u>	<u>155</u>	<u>107</u>	<u>126</u>	<u>2</u>	<u>1,118</u>
Ogden Parma									
1	669	41	37	38	3	1	5	0	63
2	747	51	47	54	6	5	6	0	75
3	513	34	31	35	5	5	5	0	47
4	630	30	30	29	5	2	4	0	39
5	432	22	24	28	4	2	1	0	24
6	351	24	24	23	0	0	1	0	35
7	588	39	32	37	6	6	11	0	48
8	855	41	43	45	11	8	11	0	93
9	714	41	41	41	7	4	6	0	74
10	609	66	60	62	4	3	6	1	55
11	693	49	45	47	9	8	13	0	74
12	633	40	44	44	6	7	12	0	56
13	1,116	71	67	76	7	10	9	0	93
14	390	26	21	28	10	4	4	0	44
15	714	39	38	42	11	7	11	0	66
	<u>9,654</u>	<u>614</u>	<u>584</u>	<u>629</u>	<u>94</u>	<u>72</u>	<u>105</u>	<u>1</u>	<u>886</u>
Parma Penfield									
1	237	13	11	11	3	3	5	0	25
2	546	24	24	24	13	8	12	0	39
3	669	27	25	23	4	5	7	0	48
4	1,005	60	58	61	12	4	10	0	97
5	759	33	33	31	7	5	3	0	48
6	480	25	26	30	3	2	3	1	35
7	663	23	24	30	9	9	7	0	39
8	294	16	16	15	5	2	3	0	23
9	840	27	25	27	7	7	12	0	38
10	438	19	16	20	5	7	6	0	27
11	360	10	11	13	5	5	4	0	24
12	648	22	22	22	15	11	11	0	66
13	612	38	28	30	8	8	7	0	34
14	930	44	43	45	13	13	14	0	69
15	930	28	23	30	11	12	11	1	72
16	315	10	12	14	7	7	10	0	13
17	651	28	29	33	5	6	8	0	29
18	564	22	19	20	8	7	9	0	33

COUNTY COURT JUDGE*
(VOTE FOR 3)
PART 2
DETAIL

LEGISLATIVE DISTRICT OR TOWN	TOTAL VOTES	MARTY MCCARTHY	CAROLINE EDWARDS- MORRISON	JULIE M. HAHN	DOUGLAS A. RANDALL	CAROLINE EDWARDS- MORRISON	JULIE A. CIANCA	SCATTER	BLANK AND VOID
		CON	CON	CON	WOR	WOR	WOR		
Penfield									
19	1,044	32	29	35	20	13	19	0	72
20	744	41	41	40	12	8	9	0	68
21	738	17	17	22	15	16	17	0	49
22	615	24	22	22	11	9	9	0	30
23	957	32	32	31	14	11	13	0	51
24	930	42	40	49	13	13	13	0	43
25	513	33	28	34	7	6	7	0	44
26	378	18	15	18	9	8	9	0	29
27	708	27	24	30	9	9	8	0	45
28	510	27	26	27	7	6	8	0	40
29	750	29	30	29	15	13	15	4	58
30	1,305	65	59	66	12	16	11	0	98
31	396	15	11	12	5	6	8	0	25
32	420	11	12	10	6	7	7	0	19
33	621	44	38	42	9	8	9	0	51
34	525	27	24	26	6	4	5	0	48
35	1,011	42	41	40	8	7	13	1	52
36	696	20	19	21	12	13	10	0	39
37	1,329	52	45	55	14	8	13	0	94
38	477	21	18	24	6	6	5	0	46
39	453	23	22	27	5	5	8	0	46
40	690	23	19	23	8	4	8	0	55
41	945	34	36	38	8	8	6	0	56
42	612	30	29	31	4	3	4	0	49
Penfield	28,308	1,198	1,122	1,231	375	328	376	7	1,966
Perinton									
1	1,167	59	59	62	8	5	8	0	80
2	876	34	37	38	12	12	11	1	43
3	654	25	26	26	6	4	4	0	43
4	597	22	22	23	4	5	6	1	38
5	306	13	13	14	12	11	10	0	17
6	684	21	22	24	14	13	14	0	42
7	867	19	21	23	11	6	7	0	41
8	681	32	30	33	14	8	13	0	16
9	891	40	36	46	10	8	10	0	39
10	927	30	26	30	16	12	15	1	72
11	450	24	26	28	8	5	7	0	20
12	708	30	27	31	10	7	9	0	41
13	612	16	13	15	7	6	5	0	46
14	765	27	28	31	13	9	10	0	38
15	636	21	19	23	12	10	11	0	49
16	594	19	17	20	8	7	6	0	40
17	648	26	26	28	12	9	9	0	39

COUNTY COURT JUDGE*
(VOTE FOR 3)
PART 2
DETAIL

LEGISLATIVE DISTRICT OR TOWN	TOTAL VOTES	MARTY MCCARTHY	CAROLINE EDWARDS- MORRISON	JULIE M. HAHN	DOUGLAS A. RANDALL	CAROLINE EDWARDS- MORRISON	JULIE A. CIANCA	SCATTER	BLANK AND VOID
		CON	CON	CON	WOR	WOR	WOR		
Perinton									
18	681	28	26	27	10	8	13	0	59
19	585	31	27	31	10	9	12	0	33
20	651	25	26	29	9	5	6	0	56
21	822	33	32	33	23	18	23	0	85
22	543	21	20	22	8	7	6	0	36
23	1,080	34	30	34	17	15	13	0	52
24	1,062	28	29	36	13	12	10	0	81
25	582	22	21	24	10	9	11	0	44
26	765	37	39	36	5	5	6	0	47
27	603	23	19	22	9	7	7	0	41
28	570	16	12	15	7	8	9	1	37
29	477	17	17	17	7	6	6	0	20
30	711	33	29	36	13	10	11	0	50
31	837	32	28	28	12	7	14	0	44
32	519	22	20	25	10	8	9	0	49
33	786	12	12	15	18	12	16	0	50
34	897	33	35	33	9	8	9	0	72
35	666	28	29	32	13	12	16	0	32
36	420	15	15	17	5	7	9	0	28
37	819	41	34	42	10	5	6	0	42
38	996	34	29	34	13	14	12	0	69
39	852	36	35	35	12	8	13	0	65
40	579	14	11	15	8	7	10	0	44
41	516	24	24	23	10	4	5	0	44
42	564	24	16	19	7	4	2	0	37
43	1,362	48	43	45	9	8	10	0	66
44	615	22	20	25	5	5	5	0	25
45	1,347	50	47	54	13	10	11	0	67
46	321	12	13	14	6	3	5	0	29
47	786	31	32	33	8	11	12	0	49
48	630	21	22	23	10	8	8	0	39
49	597	26	23	22	3	3	5	0	46
50	90	5	4	5	3	3	2	0	8
51	930	55	54	58	9	8	8	0	40
52	741	22	19	21	6	5	7	0	39
53	609	17	14	17	9	8	7	1	27
54	1,185	43	40	50	7	8	10	0	74
55	753	20	22	23	9	6	12	0	62
56	1,191	47	43	45	10	9	9	0	81
Perinton	40,803	1,540	1,459	1,610	552	447	520	5	2,573
Pittsford									
1	717	16	12	21	13	16	15	0	77
2	849	19	16	19	13	16	17	0	77

COUNTY COURT JUDGE*
(VOTE FOR 3)
PART 2
DETAIL

LEGISLATIVE DISTRICT OR TOWN	TOTAL VOTES	MARTY MCCARTHY	CAROLINE EDWARDS- MORRISON	JULIE M. HAHN	DOUGLAS A. RANDALL	CAROLINE EDWARDS- MORRISON	JULIE A. CIANCA	SCATTER	BLANK AND VOID
		CON	CON	CON	WOR	WOR	WOR		
Pittsford									
3	1,251	20	23	22	12	7	6	0	93
4	1,119	34	33	41	10	12	12	0	104
5	696	21	18	18	11	10	15	1	50
6	426	7	9	8	8	6	7	0	25
7	429	10	13	13	9	7	6	0	21
8	777	23	24	25	5	4	4	0	46
9	885	22	23	24	16	12	11	0	61
10	1,020	24	27	30	10	11	17	0	54
11	705	28	31	31	12	11	11	0	52
12	837	20	19	23	7	9	8	0	55
13	666	22	24	25	17	16	16	0	41
14	1,017	27	24	28	11	11	9	0	72
15	417	13	13	16	12	6	10	2	43
16	672	16	16	20	12	10	12	0	39
17	1,032	23	23	19	20	21	25	0	69
18	354	4	7	7	4	5	4	0	29
19	537	30	29	29	4	3	2	1	39
20	894	23	24	26	12	14	15	0	52
21	789	21	20	20	6	6	6	0	51
22	915	29	26	32	6	7	12	0	57
23	651	26	26	27	5	4	6	0	52
24	915	18	20	25	4	3	4	0	88
25	981	27	26	30	11	7	10	0	79
26	984	33	37	42	15	12	10	0	58
27	780	16	16	17	8	8	9	0	66
28	789	18	14	16	9	8	11	0	48
29	849	34	32	35	10	6	7	0	62
30	705	20	19	17	9	8	9	0	55
31	960	31	25	28	8	5	7	0	55
32	1,032	23	21	25	8	6	6	0	59
33	1,410	42	42	49	20	11	17	0	115
34	1,173	36	28	36	12	6	10	0	68
Pittsford	28,233	776	760	844	349	304	346	4	2,012
Riga									
1	930	61	55	58	11	8	11	0	91
2	816	54	50	53	7	5	5	0	66
3	660	36	29	30	6	7	9	0	53
4	702	42	39	43	9	3	8	0	80
5	720	40	35	38	7	5	10	0	55
6	681	63	55	62	8	6	5	0	57
Riga	4,509	296	263	284	48	34	48	0	402
Rush									
1	1,317	92	90	89	26	17	23	0	153

COUNTY COURT JUDGE*
(VOTE FOR 3)
PART 2
DETAIL

LEGISLATIVE DISTRICT OR TOWN		TOTAL VOTES	MARTY MCCARTHY CON	CAROLINE EDWARDS-MORRISON CON	JULIE M. HAHN CON	DOUGLAS A. RANDALL WOR	CAROLINE EDWARDS-MORRISON WOR	JULIE A. CIANCA WOR	SCATTER	BLANK AND VOID
Rush										
	2	834	53	49	55	12	6	15	0	112
	3	1,212	65	64	66	16	12	22	0	146
	4	1,197	61	60	74	23	15	22	0	142
Rush		4,560	271	263	284	77	50	82	0	553
Sweden										
	1	690	32	28	33	12	6	8	0	80
	2	258	12	13	13	3	4	4	0	26
	3	669	30	28	34	9	9	9	1	50
	4	855	38	36	40	7	6	7	0	55
	5	168	6	6	7	3	0	0	0	4
	6	615	30	24	30	8	6	6	2	41
	7	675	34	33	38	6	7	6	0	58
	8	633	39	35	38	7	7	10	0	48
	9	528	22	22	23	8	5	5	0	48
	10	1,074	77	70	77	12	11	12	1	106
	11	171	9	8	8	2	2	1	0	9
	12	732	48	51	50	9	8	10	0	56
Sweden		7,068	377	354	391	86	71	78	4	581
Webster										
	1	657	27	31	30	8	6	7	0	48
	2	732	21	23	22	17	10	11	0	47
	3	918	35	32	37	8	5	6	0	49
	4	282	9	14	12	3	4	5	2	17
	5	753	28	28	31	16	12	14	0	87
	6	477	14	13	14	5	5	6	0	42
	7	705	28	29	36	11	5	8	0	53
	8	633	32	33	33	9	8	10	0	40
	9	693	43	39	42	10	8	6	0	44
	10	1,497	82	76	80	18	13	21	0	106
	11	729	42	42	41	13	8	11	0	55
	12	966	41	46	46	9	10	11	0	67
	13	705	28	28	28	14	10	10	0	59
	14	678	26	30	31	12	8	8	0	52
	15	432	24	19	21	7	9	7	0	33
	16	750	45	41	42	15	8	12	0	55
	17	687	47	42	48	8	9	7	0	41
	18	498	23	22	23	8	4	5	0	35
	19	1,125	57	48	57	10	12	13	0	81
	20	1,248	57	65	60	13	8	13	0	91
	21	840	39	32	37	11	9	7	0	60
	22	801	46	44	43	16	14	14	0	70
	23	621	31	30	34	6	6	7	1	60
	24	1,761	97	97	108	17	16	17	0	144

COUNTY COURT JUDGE*
(VOTE FOR 3)
PART 2
DETAIL

LEGISLATIVE DISTRICT OR TOWN	TOTAL VOTES	MARTY MCCARTHY CON	CAROLINE EDWARDS- MORRISON CON	JULIE M. HAHN CON	DOUGLAS A. RANDALL WOR	CAROLINE EDWARDS- MORRISON WOR	JULIE A. CIANCA WOR	SCATTER	BLANK AND VOID
Webster									
25	297	15	16	13	2	3	2	0	22
26	618	39	32	41	9	9	8	1	38
27	1,470	60	56	55	15	9	16	0	95
28	750	42	41	44	13	8	10	0	55
29	426	24	18	25	5	4	5	0	37
30	330	8	13	12	4	6	4	0	22
31	762	50	49	52	7	5	10	0	61
32	1,002	42	45	42	11	10	10	1	67
33	810	42	42	43	6	4	6	0	40
34	360	12	13	12	1	3	5	3	24
35	480	38	38	38	3	2	3	0	12
36	531	20	21	19	8	1	3	0	38
37	1,254	43	42	49	18	13	20	1	105
38	678	21	16	21	3	6	7	0	47
39	759	18	16	19	4	4	3	0	52
40	1,383	47	44	48	18	13	19	0	124
41	1,152	43	44	48	15	14	13	0	73
42	891	51	49	52	9	4	6	0	67
43	591	27	27	30	4	7	5	0	57
Webster	33,732	1,564	1,526	1,619	419	332	391	9	2,472
Wheatland									
1	579	27	27	33	14	16	19	0	42
2	708	45	42	44	5	5	5	0	92
3	576	30	32	33	3	3	3	0	41
4	456	23	29	28	7	4	4	0	42
5	810	61	56	57	9	7	9	2	63
Wheatland	3,129	186	186	195	38	35	40	2	280
TOWNS	377,745	16,058	15,208	16,623	5,567	4,639	5,534	90	31,530
GRAND TOTAL:	436,992	17,159	16,214	17,807	7,817	6,765	7,929	121	40,372

*This contest has been recounted in accordance with Election Law §9-208(4)

COUNTY LEGISLATOR
1ST DISTRICT
SUMMARY

LEGISLATIVE DISTRICT OR TOWN	TOTAL VOTES	G. BLAKE KELLER	G. BLAKE KELLER	SCATTER	BLANK AND VOID
		REP	CON		
Greece	2,674	1,451	554	12	657
Parma	2,990	1,768	664	15	543
GRAND TOTAL:	5,664	3,219	1,218	27	1,200

COUNTY LEGISLATOR
1ST DISTRICT
DETAIL

LEGISLATIVE DISTRICT OR TOWN	TOTAL VOTES	G. BLAKE KELLER REP	G. BLAKE KELLER CON	SCATTER	BLANK AND VOID
Greece					
1	165	77	34	2	52
2	230	118	47	0	65
16	121	70	23	0	28
34	202	107	36	2	57
38	245	136	56	0	53
43	191	103	44	2	42
44	245	118	60	0	67
54	216	133	37	0	46
74	108	66	16	0	26
76	184	118	35	3	28
84	183	95	35	1	52
89	140	81	29	0	30
99	221	122	48	1	50
103	223	107	54	1	61
Greece	2,674	1,451	554	12	657
Parma					
2	249	143	63	2	41
3	167	102	35	3	27
4	210	143	38	1	28
5	144	86	29	1	28
6	117	73	27	0	17
7	196	122	41	1	32
8	285	164	52	1	68
9	237	137	48	0	52
10	203	106	68	0	29
11	231	121	58	1	51
12	211	123	53	4	31
13	372	217	81	1	73
14	130	72	26	0	32
15	238	159	45	0	34
Parma	2,990	1,768	664	15	543
GRAND TOTAL:	5,664	3,219	1,218	27	1,200

COUNTY LEGISLATOR
2ND DISTRICT
SUMMARY

LEGISLATIVE DISTRICT OR TOWN	TOTAL VOTES	JACKIE SMITH	JACKIE SMITH	SCATTER	BLANK AND VOID
		REP	CON		
Clarkson	1,621	975	378	5	263
Hamlin	2,006	1,180	488	8	330
Sweden	1,162	613	238	12	299
GRAND TOTAL:	4,789	2,768	1,104	25	892

COUNTY LEGISLATOR
2ND DISTRICT
DETAIL

LEGISLATIVE DISTRICT OR TOWN	TOTAL VOTES	JACKIE SMITH	JACKIE SMITH	SCATTER	BLANK AND VOID
		REP	CON		
Clarkson					
1	343	208	89	1	45
2	43	27	7	0	9
3	236	136	51	0	49
4	368	231	92	0	45
5	426	255	101	3	67
6	205	118	38	1	48
Clarkson	<u>1,621</u>	<u>975</u>	<u>378</u>	<u>5</u>	<u>263</u>
Hamlin					
1	156	96	32	1	27
2	250	146	65	1	38
3	211	119	57	0	35
4	157	93	44	1	19
5	201	110	60	0	31
6	195	112	46	1	36
7	334	198	67	2	67
8	131	79	33	1	18
9	119	79	22	0	18
10	252	148	62	1	41
Hamlin	<u>2,006</u>	<u>1,180</u>	<u>488</u>	<u>8</u>	<u>330</u>
Sweden					
2	86	49	12	0	25
5	56	23	12	2	19
6	205	104	37	4	60
7	225	117	43	1	64
9	176	92	34	2	48
10	357	199	87	2	69
11	57	29	13	1	14
Sweden	<u>1,162</u>	<u>613</u>	<u>238</u>	<u>12</u>	<u>299</u>
GRAND TOTAL:	<u><u>4,789</u></u>	<u><u>2,768</u></u>	<u><u>1,104</u></u>	<u><u>25</u></u>	<u><u>892</u></u>

COUNTY LEGISLATOR
3RD DISTRICT
SUMMARY

LEGISLATIVE DISTRICT OR TOWN	TOTAL VOTES	MARVIN L. STEPHERSON DEM	TRACY A. DIFLORIO REP	TRACY A. DIFLORIO CON	MARVIN L. STEPHERSON WOR	SCATTER	BLANK AND VOID
Chili	<u>5,643</u>	<u>1,527</u>	<u>2,857</u>	<u>968</u>	<u>165</u>	<u>2</u>	<u>124</u>
GRAND TOTAL:	<u>5,643</u>	<u>1,527</u>	<u>2,857</u>	<u>968</u>	<u>165</u>	<u>2</u>	<u>124</u>

COUNTY LEGISLATOR
3RD DISTRICT
DETAIL

LEGISLATIVE DISTRICT OR TOWN	TOTAL VOTES	MARVIN L. STEPHERSON	TRACY A. DIFLORIO	TRACY A. DIFLORIO	MARVIN L. STEPHERSON	SCATTER	BLANK AND VOID
		DEM	REP	CON	WOR		
Chili							
1	166	44	68	40	7	0	7
4	132	27	73	27	2	0	3
5	175	58	83	29	4	1	0
6	204	42	109	37	8	0	8
7	110	51	37	13	7	0	2
8	199	33	114	42	4	0	6
9	208	72	100	21	5	0	10
10	114	26	52	31	3	0	2
11	193	46	107	28	9	1	2
12	203	55	108	33	4	0	3
13	304	48	193	54	4	0	5
14	213	43	117	46	5	0	2
15	160	43	79	33	1	0	4
16	367	81	212	56	9	0	9
17	485	125	263	77	6	0	14
18	172	44	89	31	6	0	2
19	194	61	98	25	4	0	6
20	260	95	99	44	18	0	4
21	139	35	76	22	5	0	1
22	170	85	65	16	2	0	2
23	162	42	90	21	7	0	2
25	118	41	47	22	6	0	2
26	261	50	133	63	9	0	6
27	176	47	90	29	4	0	6
28	143	46	67	22	5	0	3
29	156	44	68	33	9	0	2
30	71	27	30	13	0	0	1
31	202	83	83	25	4	0	7
32	186	33	107	35	8	0	3
GRAND TOTAL:	<u>5,643</u>	<u>1,527</u>	<u>2,857</u>	<u>968</u>	<u>165</u>	<u>2</u>	<u>124</u>

COUNTY LEGISLATOR
 4TH DISTRICT
 SUMMARY

LEGISLATIVE DISTRICT OR TOWN	TOTAL VOTES	MIRIAM RIVERA DEM	FRANK ALLKOFER REP	FRANK ALLKOFER CON	SCATTER	BLANK AND VOID
Gates	3,899	1,217	2,027	535	0	120
Ogden	1,285	337	653	255	0	40
GRAND TOTAL:	5,184	1,554	2,680	790	0	160

COUNTY LEGISLATOR
4TH DISTRICT
DETAIL

LEGISLATIVE DISTRICT OR TOWN	TOTAL VOTES	MIRIAM RIVERA DEM	FRANK ALLKOFER REP	FRANK ALLKOFER CON	SCATTER	BLANK AND VOID
Gates						
3	122	39	74	7	0	2
4	135	41	66	26	0	2
5	234	89	110	29	0	6
7	348	97	190	55	0	6
8	132	24	87	18	0	3
9	140	51	71	12	0	6
10	90	39	37	10	0	4
14	88	25	48	11	0	4
15	229	86	111	20	0	12
18	174	43	90	35	0	6
19	143	41	68	31	0	3
20	144	48	68	23	0	5
21	136	51	66	12	0	7
22	133	54	56	21	0	2
23	143	49	62	26	0	6
24	285	85	152	31	0	17
25	114	32	60	18	0	4
26	182	46	94	41	0	1
27	192	68	100	19	0	5
28	127	36	78	11	0	2
30	112	26	65	15	0	6
31	119	30	73	14	0	2
32	163	59	74	27	0	3
34	122	29	76	12	0	5
35	92	29	51	11	0	1
Gates	3,899	1,217	2,027	535	0	120
Ogden						
4	202	52	104	42	0	4
6	227	58	113	47	0	9
10	209	62	99	38	0	10
14	188	50	95	38	0	5
17	201	48	110	36	0	7
18	258	67	132	54	0	5
Ogden	1,285	337	653	255	0	40
GRAND TOTAL:	5,184	1,554	2,680	790	0	160

COUNTY LEGISLATOR
5TH DISTRICT
SUMMARY

LEGISLATIVE DISTRICT OR TOWN	TOTAL VOTES	TERRY DANIELE DEM	RICHARD B. MILNE REP	RICHARD B. MILNE CON	TERRY DANIELE WOR	SCATTER	BLANK AND VOID
Henrietta	1,257	586	422	137	76	0	36
Mendon	3,284	1,197	1,501	456	83	2	45
Pittsford	1,485	712	560	130	58	0	25
Rush	1,520	484	576	287	62	0	111
GRAND TOTAL:	<u>7,546</u>	<u>2,979</u>	<u>3,059</u>	<u>1,010</u>	<u>279</u>	<u>2</u>	<u>217</u>

COUNTY LEGISLATOR
5TH DISTRICT
DETAIL

LEGISLATIVE DISTRICT OR TOWN	TOTAL VOTES	TERRY DANIELE DEM	RICHARD B. MILNE REP	RICHARD B. MILNE CON	TERRY DANIELE WOR	SCATTER	BLANK AND VOID
Henrietta							
2	212	88	73	34	13	0	4
9	130	76	33	15	5	0	1
16	109	39	46	14	6	0	4
24	212	99	78	15	15	0	5
30	456	227	138	49	25	0	17
33	138	57	54	10	12	0	5
Henrietta	1,257	586	422	137	76	0	36
Mendon							
1	429	165	182	67	8	0	7
2	397	138	197	42	13	0	7
3	438	157	201	63	13	0	4
4	308	125	141	29	7	0	6
5	413	167	164	64	13	2	3
6	409	137	199	62	10	0	1
7	403	138	188	64	4	0	9
8	158	51	72	26	4	0	5
9	329	119	157	39	11	0	3
Mendon	3,284	1,197	1,501	456	83	2	45
Pittsford							
7	143	67	57	11	7	0	1
12	279	136	111	21	7	0	4
17	344	185	109	23	22	0	5
26	249	100	111	29	8	0	1
33	470	224	172	46	14	0	14
Pittsford	1,485	712	560	130	58	0	25
Rush							
1	439	146	147	88	21	0	37
2	278	65	118	55	10	0	30
3	404	153	139	74	15	0	23
4	399	120	172	70	16	0	21
Rush	1,520	484	576	287	62	0	111
GRAND TOTAL:	7,546	2,979	3,059	1,010	279	2	217

COUNTY LEGISLATOR
6TH DISTRICT
SUMMARY

LEGISLATIVE DISTRICT OR TOWN	TOTAL VOTES	MILES W. CUNNING DEM	SEAN H. MCCABE REP	SEAN H. MCCABE CON	MILES W. CUNNING WOR	SCATTER	BLANK AND VOID
Greece	4,345	1,353	2,073	619	122	1	177
GRAND TOTAL:	4,345	1,353	2,073	619	122	1	177

COUNTY LEGISLATOR
6TH DISTRICT
DETAIL

LEGISLATIVE DISTRICT OR TOWN	TOTAL VOTES	MILES W. CUNNING	SEAN H. MCCABE	SEAN H. MCCABE	MILES W. CUNNING	SCATTER	BLANK AND VOID
		DEM	REP	CON	WOR		
Greece							
5	92	26	40	16	3	0	7
6	86	35	39	9	1	0	2
7	136	46	54	24	4	0	8
8	105	24	56	13	6	0	6
9	118	35	60	12	5	0	6
10	115	27	64	16	4	0	4
11	47	18	22	5	1	1	0
12	89	38	33	11	6	0	1
15	173	46	83	25	3	0	16
19	110	38	49	15	8	0	0
22	101	37	49	9	2	0	4
23	204	66	93	24	6	0	15
25	137	47	62	20	3	0	5
26	11	5	5	1	0	0	0
30	287	76	148	41	8	0	14
31	143	33	71	27	5	0	7
41	239	81	104	36	10	0	8
46	92	31	41	12	3	0	5
47	172	52	81	30	5	0	4
48	9	7	1	1	0	0	0
49	119	42	53	20	2	0	2
50	163	40	86	22	5	0	10
53	114	27	66	16	2	0	3
56	216	83	101	20	8	0	4
62	189	58	91	25	4	0	11
72	259	81	121	40	5	0	12
78	17	8	7	1	1	0	0
80	258	64	144	38	7	0	5
88	228	92	91	36	2	0	7
96	190	58	99	28	1	0	4
101	126	32	59	26	2	0	7
GRAND TOTAL:	<u>4,345</u>	<u>1,353</u>	<u>2,073</u>	<u>619</u>	<u>122</u>	<u>1</u>	<u>177</u>

COUNTY LEGISLATOR
7TH DISTRICT
SUMMARY

LEGISLATIVE DISTRICT OR TOWN	TOTAL VOTES	BRIAN J. GRAVELLE	BRIAN E. MARIANETTI	BRIAN E. MARIANETTI	SCATTER	BLANK AND VOID
		DEM	REP	CON		
Leg. Dist. 07	404	175	150	40	0	39
CITY	404	175	150	40	0	39
Greece	5,464	1,534	2,750	913	4	263
TOWNS	5,464	1,534	2,750	913	4	263
GRAND TOTAL:	5,868	1,709	2,900	953	4	302

COUNTY LEGISLATOR
7TH DISTRICT
DETAIL

LEGISLATIVE DISTRICT OR TOWN	TOTAL VOTES	BRIAN J. GRAVELLE	BRIAN E. MARIANETTI	BRIAN E. MARIANETTI	SCATTER	BLANK AND VOID
		DEM	REP	CON		
Leg. Dist. 07						
1	280	118	111	24	0	27
2	124	57	39	16	0	12
Leg. Dist. 07	404	175	150	40	0	39
CITY	404	175	150	40	0	39
Greece						
24	237	61	136	31	0	9
27	239	70	116	40	0	13
28	228	56	118	47	0	7
33	193	63	86	36	0	8
35	142	51	57	25	0	9
45	299	59	182	43	0	15
57	145	40	67	25	0	13
58	215	73	109	24	1	8
70	579	133	325	89	1	31
71	206	78	85	34	0	9
79	360	102	167	71	1	19
82	116	50	42	19	0	5
86	214	54	110	43	0	7
90	225	49	115	48	1	12
91	361	112	173	60	0	16
98	258	86	120	36	0	16
102	271	74	147	37	0	13
104	142	35	72	27	0	8
105	279	75	154	41	0	9
106	178	40	99	31	0	8
107	150	43	67	33	0	7
108	184	52	91	29	0	12
109	243	78	112	44	0	9
Greece	5,464	1,534	2,750	913	4	263
TOWNS	5,464	1,534	2,750	913	4	263
GRAND TOTAL:	5,868	1,709	2,900	953	4	302

COUNTY LEGISLATOR
8TH DISTRICT
SUMMARY

LEGISLATIVE DISTRICT OR TOWN	TOTAL VOTES	MEGAN K. THOMPSON DEM	MATTHEW D. TERP REP	MATTHEW D. TERP CON	MEGAN K. THOMPSON WOR	SCATTER	BLANK AND VOID
Webster	6,806	2,669	2,837	935	217	4	144
GRAND TOTAL:	6,806	2,669	2,837	935	217	4	144

COUNTY LEGISLATOR
8TH DISTRICT
DETAIL

LEGISLATIVE DISTRICT OR TOWN	TOTAL VOTES	MEGAN K. THOMPSON	MATTHEW D. TERP	MATTHEW D. TERP	MEGAN K. THOMPSON	SCATTER	BLANK AND VOID
		DEM	REP	CON	WOR		
Webster							
1	219	105	77	27	7	0	3
2	244	112	97	23	9	0	3
3	307	162	105	31	5	0	4
4	94	37	40	10	5	0	2
5	251	98	101	34	12	0	6
10	499	160	238	75	15	0	11
14	226	107	75	32	9	0	3
17	230	63	115	39	10	0	3
20	416	133	209	61	9	0	4
21	280	110	119	36	10	0	5
23	208	97	68	32	5	0	6
24	587	205	241	100	23	0	18
25	100	42	38	12	3	0	5
27	485	187	213	58	13	1	13
28	250	84	109	39	13	1	4
30	111	51	44	9	4	0	3
31	254	82	103	51	7	1	10
32	333	127	147	44	11	0	4
33	270	105	111	40	8	0	6
34	120	40	61	14	3	1	1
35	162	62	63	34	3	0	0
36	177	71	79	21	3	0	3
38	225	106	89	18	5	0	7
40	461	210	172	46	18	0	15
42	297	113	123	49	7	0	5
GRAND TOTAL:	<u>6,806</u>	<u>2,669</u>	<u>2,837</u>	<u>935</u>	<u>217</u>	<u>4</u>	<u>144</u>

COUNTY LEGISLATOR
 9TH DISTRICT
 SUMMARY

LEGISLATIVE DISTRICT OR TOWN	TOTAL VOTES	MEL CALLAN DEM	PAUL DONDORFER REP	PAUL DONDORFER CON	MEL CALLAN WOR	SCATTER	BLANK AND VOID
Penfield	7,205	2,993	2,917	941	254	4	96
GRAND TOTAL:	7,205	2,993	2,917	941	254	4	96

COUNTY LEGISLATOR
9TH DISTRICT
DETAIL

LEGISLATIVE DISTRICT OR TOWN	TOTAL VOTES	MEL CALLAN	PAUL DONDORFER	PAUL DONDORFER	MEL CALLAN	SCATTER	BLANK AND VOID
		DEM	REP	CON	WOR		
Penfield							
1	79	27	35	12	3	0	2
2	182	83	63	23	11	0	2
3	223	85	108	23	4	0	3
4	335	91	166	68	9	0	1
6	160	51	77	28	3	0	1
7	221	112	70	27	10	0	2
10	146	71	52	18	3	0	2
11	121	40	63	11	5	0	2
12	216	107	65	23	14	0	7
14	310	91	159	45	9	0	6
15	310	160	110	30	7	1	2
16	105	52	35	11	7	0	0
18	188	88	69	19	9	0	3
19	347	174	121	34	13	0	5
20	248	95	94	47	7	0	5
21	246	128	81	18	14	0	5
23	320	150	119	39	9	0	3
24	310	124	129	42	14	0	1
25	170	52	76	32	4	0	6
27	235	106	92	32	5	0	0
28	170	73	57	30	6	0	4
29	250	116	85	30	15	1	3
30	435	150	200	64	12	2	7
31	132	63	50	11	4	0	4
32	138	76	46	10	6	0	0
33	209	81	75	41	10	0	2
35	337	160	122	42	8	0	5
36	232	111	90	18	11	0	2
38	159	47	78	23	7	0	4
39	151	49	72	24	5	0	1
41	315	117	153	36	6	0	3
42	205	63	105	30	4	0	3
GRAND TOTAL:	<u>7,205</u>	<u>2,993</u>	<u>2,917</u>	<u>941</u>	<u>254</u>	<u>4</u>	<u>96</u>

COUNTY LEGISLATOR
10TH DISTRICT
SUMMARY

LEGISLATIVE DISTRICT OR TOWN	TOTAL VOTES	HOWARD S. MAFFUCCI DEM	LAURA JEAN DIEKMANN IND	SCATTER	BLANK AND VOID
Brighton	171	86	40	0	45
East Rochester	708	390	183	1	134
Pittsford	6,563	3,868	1,647	4	1,044
GRAND TOTAL:	7,442	4,344	1,870	5	1,223

COUNTY LEGISLATOR
10TH DISTRICT
DETAIL

LEGISLATIVE DISTRICT OR TOWN	TOTAL VOTES	HOWARD S. MAFFUCCI	LAURA JEAN DIEKMANN	SCATTER	BLANK AND VOID
		DEM	IND		
Brighton					
16	171	86	40	0	45
Brighton	171	86	40	0	45
East Rochester					
3	176	91	53	1	31
4	147	83	35	0	29
5	142	71	48	0	23
6	243	145	47	0	51
East Rochester	708	390	183	1	134
Pittsford					
1	240	147	56	0	37
2	283	185	65	0	33
3	417	262	76	0	79
4	373	205	111	0	57
5	232	148	54	1	29
6	142	102	23	0	17
8	260	130	72	0	58
9	294	165	86	0	43
11	235	125	80	0	30
13	222	122	67	2	31
14	339	206	91	0	42
15	139	75	34	1	29
16	226	136	52	0	38
18	197	124	41	0	32
19	179	79	68	0	32
20	298	171	83	0	44
21	262	164	64	0	34
23	216	117	63	0	36
24	305	190	49	0	66
27	260	178	44	0	38
28	263	161	55	0	47
29	283	148	90	0	45
30	235	145	50	0	40
31	320	185	91	0	44
32	343	198	82	0	63
Pittsford	6,563	3,868	1,647	4	1,044
GRAND TOTAL:	7,442	4,344	1,870	5	1,223

COUNTY LEGISLATOR
 11TH DISTRICT
 SUMMARY

LEGISLATIVE DISTRICT OR TOWN	TOTAL VOTES	JOSHUA I. FOLADARE DEM	SEAN M. DELEHANTY REP	SEAN M. DELEHANTY CON	JOSHUA I. FOLADARE WOR	SCATTER	BLANK AND VOID
Perinton	7,005	3,104	2,776	790	225	1	109
GRAND TOTAL:	7,005	3,104	2,776	790	225	1	109

COUNTY LEGISLATOR
11TH DISTRICT
DETAIL

LEGISLATIVE DISTRICT OR TOWN	TOTAL VOTES	JOSHUA I. FOLADARE	SEAN M. DELEHANTY	SEAN M. DELEHANTY	JOSHUA I. FOLADARE	SCATTER	BLANK AND VOID
		DEM	REP	CON	WOR		
Perinton							
4	198	100	67	24	6	0	1
5	103	45	33	15	10	0	0
6	227	128	58	20	17	1	3
7	290	143	116	21	10	0	0
9	296	129	113	42	10	0	2
14	254	98	116	25	11	0	4
19	195	79	77	28	10	0	1
20	217	94	86	26	6	0	5
24	354	152	156	28	9	0	9
25	194	103	58	20	9	0	4
26	254	110	94	37	8	0	5
30	237	110	85	32	8	0	2
31	279	132	103	31	8	0	5
34	299	127	122	37	3	0	10
36	140	65	51	17	5	0	2
37	274	134	100	31	4	0	5
38	332	148	130	30	17	0	7
39	284	107	126	36	10	0	5
40	193	86	83	14	5	0	5
42	188	82	74	24	3	0	5
43	453	182	214	41	9	0	7
45	449	188	186	53	13	0	9
47	262	107	111	34	8	0	2
48	211	93	81	22	10	0	5
50	30	15	9	4	2	0	0
54	395	170	166	47	8	0	4
56	397	177	161	51	6	0	2
GRAND TOTAL:	<u>7,005</u>	<u>3,104</u>	<u>2,776</u>	<u>790</u>	<u>225</u>	<u>1</u>	<u>109</u>

COUNTY LEGISLATOR
12TH DISTRICT
SUMMARY

LEGISLATIVE DISTRICT OR TOWN	TOTAL VOTES	WILLIAM F. WU	STEVE BREW	STEVE BREW	SCATTER	BLANK AND VOID
		DEM	REP	CON		
Chili	839	266	398	147	1	27
Henrietta	895	411	321	112	1	50
Riga	1,503	268	901	308	1	25
Wheatland	1,043	328	489	199	0	27
GRAND TOTAL:	4,280	1,273	2,109	766	3	129

COUNTY LEGISLATOR
12TH DISTRICT
DETAIL

LEGISLATIVE DISTRICT OR TOWN	TOTAL VOTES	WILLIAM F. WU	STEVE BREW	STEVE BREW	SCATTER	BLANK AND VOID
		DEM	REP	CON		
Chili						
2	285	61	165	51	0	8
3	198	80	77	39	0	2
24	<u>356</u>	<u>125</u>	<u>156</u>	<u>57</u>	<u>1</u>	<u>17</u>
Chili	839	266	398	147	1	27
Henrietta						
3	76	40	25	6	0	5
13	280	138	97	30	0	15
29	<u>539</u>	<u>233</u>	<u>199</u>	<u>76</u>	<u>1</u>	<u>30</u>
Henrietta	895	411	321	112	1	50
Riga						
1	310	71	167	64	0	8
2	272	42	172	56	0	2
3	220	54	125	37	0	4
4	234	40	145	46	0	3
5	240	29	167	40	0	4
6	<u>227</u>	<u>32</u>	<u>125</u>	<u>65</u>	<u>1</u>	<u>4</u>
Riga	1,503	268	901	308	1	25
Wheatland						
1	193	78	81	31	0	3
2	236	55	126	42	0	13
3	192	83	70	36	0	3
4	152	41	77	28	0	6
5	<u>270</u>	<u>71</u>	<u>135</u>	<u>62</u>	<u>0</u>	<u>2</u>
Wheatland	<u>1,043</u>	<u>328</u>	<u>489</u>	<u>199</u>	<u>0</u>	<u>27</u>
GRAND TOTAL:	<u><u>4,280</u></u>	<u><u>1,273</u></u>	<u><u>2,109</u></u>	<u><u>766</u></u>	<u><u>3</u></u>	<u><u>129</u></u>

COUNTY LEGISLATOR
13TH DISTRICT
SUMMARY

LEGISLATIVE DISTRICT OR TOWN	TOTAL VOTES	MICHAEL B. YUDELSON DEM	MATT BORKOWSKI REP	MATT BORKOWSKI CON	MICHAEL B. YUDELSON WOR	SCATTER	BLANK AND VOID
Henrietta	5,126	2,280	1,898	609	213	2	124
Pittsford	1,364	691	486	123	30	0	34
GRAND TOTAL:	6,490	2,971	2,384	732	243	2	158

COUNTY LEGISLATOR
13TH DISTRICT
DETAIL

LEGISLATIVE DISTRICT OR TOWN	TOTAL VOTES	MICHAEL B. YUDELSON DEM	MATT BORKOWSKI REP	MATT BORKOWSKI CON	MICHAEL B. YUDELSON WOR	SCATTER	BLANK AND VOID
Henrietta							
1	250	106	96	26	13	0	9
5	193	76	82	27	4	0	4
6	186	76	71	27	10	0	2
7	182	88	68	21	3	0	2
8	187	72	83	18	11	0	3
10	180	66	81	22	8	0	3
12	189	72	75	32	7	0	3
14	142	51	57	22	7	0	5
15	239	116	74	22	22	0	5
17	261	133	84	30	9	1	4
18	221	101	85	19	4	0	12
19	162	64	67	19	8	0	4
20	306	143	107	29	16	0	11
21	153	74	56	14	8	0	1
22	317	163	104	36	9	0	5
25	185	67	77	26	11	0	4
26	452	194	170	57	16	0	15
27	316	141	124	39	9	0	3
28	284	102	127	43	7	0	5
31	119	53	42	14	5	0	5
32	364	215	85	33	17	1	13
35	238	107	83	33	9	0	6
Henrietta	5,126	2,280	1,898	609	213	2	124
Pittsford							
10	341	166	132	28	7	0	8
22	305	162	98	27	10	0	8
25	327	172	102	32	8	0	13
34	391	191	154	36	5	0	5
Pittsford	1,364	691	486	123	30	0	34
GRAND TOTAL:	6,490	2,971	2,384	732	243	2	158

COUNTY LEGISLATOR
 14TH DISTRICT
 SUMMARY

LEGISLATIVE DISTRICT OR TOWN	TOTAL VOTES	SUSAN K. HUGHES- SMITH DEM	LYNELLEN P. CORYN REP	LYNELLEN P. CORYN CON	SUSAN K. HUGHES- SMITH WOR	SCATTER	BLANK AND VOID
Brighton	5,047	3,061	1,125	296	390	0	175
Henrietta	565	272	183	63	29	0	18
GRAND TOTAL:	5,612	3,333	1,308	359	419	0	193

COUNTY LEGISLATOR
14TH DISTRICT
DETAIL

LEGISLATIVE DISTRICT OR TOWN	TOTAL VOTES	SUSAN K. HUGHES- SMITH DEM	LYNELLEN P. CORYN REP	LYNELLEN P. CORYN CON	SUSAN K. HUGHES- SMITH WOR	SCATTER	BLANK AND VOID
Brighton							
1	263	180	40	11	26	0	6
2	142	68	45	13	13	0	3
3	175	97	46	10	14	0	8
6	289	180	64	21	18	0	6
8	244	103	108	15	7	0	11
12	323	208	67	14	24	0	10
13	187	122	43	4	9	0	9
17	116	88	15	4	3	0	6
18	204	138	27	7	28	0	4
19	166	116	26	12	8	0	4
21	196	120	35	13	21	0	7
22	228	152	49	8	9	0	10
26	141	64	55	10	10	0	2
28	273	164	57	14	29	0	9
29	118	51	49	7	4	0	7
31	215	151	29	5	22	0	8
32	270	178	38	16	25	0	13
33	246	158	56	13	12	0	7
36	83	50	11	8	10	0	4
37	142	94	24	4	14	0	6
38	234	137	52	23	16	0	6
39	187	95	47	22	18	0	5
41	191	118	36	11	17	0	9
42	88	57	17	4	8	0	2
43	161	94	38	15	9	0	5
44	54	23	17	6	4	0	4
45	111	55	34	6	12	0	4
Brighton	<u>5,047</u>	<u>3,061</u>	<u>1,125</u>	<u>296</u>	<u>390</u>	<u>0</u>	<u>175</u>
Henrietta							
4	182	100	55	9	11	0	7
11	128	62	39	17	7	0	3
23	162	70	56	22	7	0	7
34	93	40	33	15	4	0	1
Henrietta	<u>565</u>	<u>272</u>	<u>183</u>	<u>63</u>	<u>29</u>	<u>0</u>	<u>18</u>
GRAND TOTAL:	<u><u>5,612</u></u>	<u><u>3,333</u></u>	<u><u>1,308</u></u>	<u><u>359</u></u>	<u><u>419</u></u>	<u><u>0</u></u>	<u><u>193</u></u>

COUNTY LEGISLATOR
 15TH DISTRICT
 SUMMARY

LEGISLATIVE DISTRICT OR TOWN	TOTAL VOTES	SASHA M. DIMARIA DEM	GEORGE J. HEBERT REP	GEORGE J. HEBERT CON	SASHA M. DIMARIA WOR	SCATTER	BLANK AND VOID
Penfield	2,231	955	908	265	58	1	44
Webster	4,437	1,646	1,935	586	148	1	121
GRAND TOTAL:	6,668	2,601	2,843	851	206	2	165

COUNTY LEGISLATOR
15TH DISTRICT
DETAIL

LEGISLATIVE DISTRICT OR TOWN	TOTAL VOTES	SASHA M. DIMARIA DEM	GEORGE J. HEBERT REP	GEORGE J. HEBERT CON	SASHA M. DIMARIA WOR	SCATTER	BLANK AND VOID
Penfield							
5	253	122	92	32	3	0	4
8	98	33	43	15	2	0	5
9	280	169	76	24	8	0	3
13	204	67	99	31	4	0	3
17	217	94	88	26	6	0	3
22	205	106	66	23	6	1	3
26	126	49	49	15	10	0	3
34	175	60	77	26	8	0	4
37	443	156	217	53	5	0	12
40	230	99	101	20	6	0	4
Penfield	2,231	955	908	265	58	1	44
Webster							
6	159	63	70	14	4	0	8
7	235	76	108	36	11	0	4
8	210	75	88	35	8	0	4
9	231	71	104	41	6	0	9
11	243	76	114	34	7	1	11
12	322	107	154	44	9	0	8
13	235	92	105	25	9	0	4
15	144	55	61	15	9	0	4
16	250	99	96	42	6	0	7
18	166	80	55	24	4	0	3
19	375	119	184	50	10	0	12
22	267	89	123	39	11	0	5
26	206	71	87	39	8	0	1
29	142	64	46	21	3	0	8
37	418	166	186	40	18	0	8
39	253	131	92	15	5	0	10
41	384	139	182	43	13	0	7
43	197	73	80	29	7	0	8
Webster	4,437	1,646	1,935	586	148	1	121
GRAND TOTAL:	6,668	2,601	2,843	851	206	2	165

COUNTY LEGISLATOR
16TH DISTRICT
SUMMARY

LEGISLATIVE DISTRICT OR TOWN	TOTAL VOTES	DAVE LONG DEM	JOE CARBONE REP	JOE CARBONE CON	DAVE LONG WOR	SCATTER	BLANK AND VOID
Leg. Dist. 16	6	6	0	0	0	0	0
CITY	6	6	0	0	0	0	0
Irondequoit	7,652	3,431	2,950	700	384	4	183
TOWNS	7,652	3,431	2,950	700	384	4	183
GRAND TOTAL:	7,658	3,437	2,950	700	384	4	183

COUNTY LEGISLATOR
16TH DISTRICT
DETAIL

LEGISLATIVE DISTRICT OR TOWN	TOTAL VOTES	DAVE LONG DEM	JOE CARBONE REP	JOE CARBONE CON	DAVE LONG WOR	SCATTER	BLANK AND VOID
Leg. Dist. 16							
1	6	6	0	0	0	0	0
Leg. Dist. 16	6	6	0	0	0	0	0
CITY	6	6	0	0	0	0	0
Irondequoit							
1	232	102	84	29	10	0	7
3	228	103	86	18	12	0	9
4	106	42	42	9	6	0	7
7	364	180	114	43	21	0	6
8	242	100	99	28	10	0	5
9	211	73	101	21	8	0	8
10	273	132	100	21	12	1	7
14	288	115	118	30	19	0	6
15	291	141	102	22	18	0	8
16	393	194	144	33	15	1	6
18	215	103	79	19	12	0	2
20	207	97	79	17	12	0	2
22	250	121	87	22	16	0	4
25	193	83	80	19	5	0	6
27	149	62	60	12	11	0	4
28	199	56	109	20	6	0	8
30	215	107	76	14	12	0	6
33	164	74	59	20	10	0	1
34	325	130	146	28	8	0	13
40	156	87	52	8	7	0	2
42	253	96	111	26	17	0	3
44	427	195	168	38	20	0	6
46	190	84	76	12	13	0	5
47	85	34	42	6	2	0	1
49	305	146	113	24	12	2	8
51	307	148	102	33	20	0	4
53	158	55	70	16	10	0	7
57	272	120	106	25	12	0	9
59	162	70	55	24	7	0	6
60	194	84	74	20	11	0	5
62	273	147	89	18	11	0	8
63	169	88	61	11	7	0	2
68	156	62	66	14	12	0	2
Irondequoit	7,652	3,431	2,950	700	384	4	183
TOWNS	7,652	3,431	2,950	700	384	4	183
GRAND TOTAL:	7,658	3,437	2,950	700	384	4	183

COUNTY LEGISLATOR
17TH DISTRICT
SUMMARY

LEGISLATIVE DISTRICT OR TOWN	TOTAL VOTES	MARI VECCHIO DEM	BRYCE O. LAFOUNTAIN REP	BRYCE O. LAFOUNTAIN CON	SCATTER	BLANK AND VOID
Irondequoit	5,301	2,849	1,724	489	0	239
GRAND TOTAL:	5,301	2,849	1,724	489	0	239

COUNTY LEGISLATOR
17TH DISTRICT
DETAIL

LEGISLATIVE DISTRICT OR TOWN	TOTAL VOTES	MARIA VECCHIO DEM	BRYCE O. LAFOUNTAIN REP	BRYCE O. LAFOUNTAIN CON	SCATTER	BLANK AND VOID
Irondequoit						
2	144	67	55	15	0	7
5	163	98	50	11	0	4
6	345	208	95	24	0	18
11	117	54	46	14	0	3
12	147	89	34	18	0	6
13	274	160	80	28	0	6
17	132	64	43	20	0	5
19	215	144	48	12	0	11
21	206	114	67	20	0	5
23	191	109	60	17	0	5
24	186	98	60	19	0	9
26	106	60	32	5	0	9
29	144	69	56	10	0	9
31	257	131	99	16	0	11
32	180	107	58	13	0	2
35	123	71	41	9	0	2
36	78	38	28	7	0	5
37	129	58	42	16	0	13
38	69	42	18	7	0	2
39	53	29	19	4	0	1
41	172	88	61	16	0	7
43	141	76	38	20	0	7
45	133	59	50	16	0	8
48	186	83	81	18	0	4
50	76	36	26	9	0	5
52	172	92	57	13	0	10
54	37	13	15	5	0	4
55	193	106	63	17	0	7
56	146	78	47	9	0	12
58	206	93	84	20	0	9
61	250	131	73	34	0	12
64	32	16	11	0	0	5
65	121	69	32	13	0	7
66	54	36	12	3	0	3
67	123	63	43	11	0	6
GRAND TOTAL:	<u>5,301</u>	<u>2,849</u>	<u>1,724</u>	<u>489</u>	<u>0</u>	<u>239</u>

COUNTY LEGISLATOR
 18TH DISTRICT
 SUMMARY

LEGISLATIVE DISTRICT OR TOWN	TOTAL VOTES	JOHN B. BAYNES DEM	STACIE H. WHITBECK REP	STACIE H. WHITBECK CON	JOHN B. BAYNES WOR	SCATTER	BLANK AND VOID
East Rochester	493	242	164	41	29	0	17
Perinton	6,590	3,231	2,296	726	258	1	78
GRAND TOTAL:	7,083	3,473	2,460	767	287	1	95

COUNTY LEGISLATOR
18TH DISTRICT
DETAIL

LEGISLATIVE DISTRICT OR TOWN	TOTAL VOTES	JOHN B. BAYNES DEM	STACIE H. WHITBECK REP	STACIE H. WHITBECK CON	JOHN B. BAYNES WOR	SCATTER	BLANK AND VOID
East Rochester							
1	168	82	62	12	5	0	7
2	176	90	50	17	13	0	6
7	149	70	52	12	11	0	4
East Rochester	493	242	164	41	29	0	17
Perinton							
1	389	180	139	58	7	0	5
2	292	141	102	33	12	0	4
3	219	98	81	29	6	0	5
8	227	121	68	28	8	0	2
10	309	191	77	26	14	0	1
11	150	64	57	21	5	0	3
12	236	126	74	24	11	0	1
13	204	97	85	16	4	0	2
15	212	109	71	19	12	0	1
16	198	91	81	18	7	0	1
17	216	112	66	28	9	0	1
18	227	111	73	26	11	0	6
21	272	141	69	33	23	0	6
22	180	87	60	22	9	0	2
23	360	185	127	29	15	0	4
27	201	89	79	19	8	0	6
28	190	83	81	16	7	0	3
29	159	74	65	14	6	0	0
32	173	87	48	25	11	0	2
33	261	143	81	15	18	0	4
35	222	102	73	31	14	0	2
41	172	82	60	23	5	0	2
44	205	103	74	23	4	1	0
46	107	71	19	12	3	0	2
49	197	93	75	23	3	0	3
51	310	102	146	52	6	0	4
52	247	127	90	22	5	0	3
53	203	105	71	18	7	0	2
55	252	116	104	23	8	0	1
Perinton	6,590	3,231	2,296	726	258	1	78
GRAND TOTAL:	7,083	3,473	2,460	767	287	1	95

COUNTY LEGISLATOR
19TH DISTRICT
SUMMARY

LEGISLATIVE DISTRICT OR TOWN	TOTAL VOTES	SHERITA S. TRAYWICK DEM	KATHLEEN A. TAYLOR REP	KATHLEEN A. TAYLOR CON	SHERITA S. TRAYWICK WOR	SCATTER	BLANK AND VOID
Greece	4,733	1,287	2,372	782	112	1	179
Parma	223	62	113	43	1	0	4
GRAND TOTAL:	4,956	1,349	2,485	825	113	1	183

COUNTY LEGISLATOR
19TH DISTRICT
DETAIL

LEGISLATIVE DISTRICT OR TOWN	TOTAL VOTES	SHERITA S. TRAYWICK DEM	KATHLEEN A. TAYLOR REP	KATHLEEN A. TAYLOR CON	SHERITA S. TRAYWICK WOR	SCATTER	BLANK AND VOID
Greece							
3	122	32	62	19	5	0	4
4	116	38	59	14	1	0	4
13	123	37	63	16	4	0	3
17	222	56	113	38	6	0	9
18	196	62	87	32	7	0	8
20	112	35	56	12	3	0	6
29	151	42	81	24	1	0	3
36	212	64	103	35	2	0	8
37	146	37	71	28	6	0	4
39	97	24	38	28	3	0	4
40	98	30	53	11	2	0	2
42	126	41	50	18	8	0	9
52	222	58	121	33	2	0	8
55	120	26	64	25	1	0	4
60	135	39	60	28	5	0	3
64	121	33	59	22	3	0	4
65	160	45	81	22	4	0	8
66	79	25	37	10	3	1	3
67	137	23	82	27	2	0	3
68	192	38	103	42	4	0	5
69	111	34	62	13	2	0	0
73	69	20	32	17	0	0	0
75	113	35	59	12	2	0	5
77	171	37	85	34	4	0	11
81	114	32	61	10	5	0	6
85	215	60	108	34	4	0	9
87	136	48	65	20	0	0	3
92	233	65	113	38	7	0	10
95	89	32	43	8	5	0	1
97	327	70	176	59	6	0	16
100	268	69	125	53	5	0	16
Greece	4,733	1,287	2,372	782	112	1	179
Parma							
1	223	62	113	43	1	0	4
Parma	223	62	113	43	1	0	4
GRAND TOTAL:	4,956	1,349	2,485	825	113	1	183

COUNTY LEGISLATOR
20TH DISTRICT
SUMMARY

LEGISLATIVE DISTRICT OR TOWN	TOTAL VOTES	J.AIME J. E.RSKINE- P.ETTIT DEM	R.OBERT J. C.COLBY REP	R.OBERT J. C.COLBY CON	J.AIME J. E.RSKINE- P.ETTIT WOR	SCATTER	B.LANK A.ND V.OID
Greece	878	319	343	140	28	0	48
Ogden	3,310	896	1,697	566	84	0	67
Sweden	1,195	407	512	195	42	0	39
GRAND TOTAL:	5,383	1,622	2,552	901	154	0	154

COUNTY LEGISLATOR
20TH DISTRICT
DETAIL

LEGISLATIVE DISTRICT OR TOWN	TOTAL VOTES	J.A.I.M.E. J. E.R.S.K.I.N.E.- P.E.T.T.I.T	R.O.B.E.R.T J. C.O.L.B.Y	R.O.B.E.R.T J. C.O.L.B.Y	J.A.I.M.E. J. E.R.S.K.I.N.E.- P.E.T.T.I.T	SCATTER	B.L.A.N.K A.N.D V.O.I.D
		DEM	REP	CON	WOR		
Greece							
14	95	34	33	21	4	0	3
51	87	31	36	15	0	0	5
59	71	33	21	11	3	0	3
61	132	36	51	27	7	0	11
83	75	27	28	9	5	0	6
93	206	85	85	22	2	0	12
94	212	73	89	35	7	0	8
Greece	878	319	343	140	28	0	48
Ogden							
1	215	71	95	41	4	0	4
2	234	82	105	35	10	0	2
3	319	83	176	43	10	0	7
5	197	50	105	33	6	0	3
7	164	29	90	37	6	0	2
8	218	62	129	22	3	0	2
9	209	78	96	26	6	0	3
11	232	55	119	49	2	0	7
12	260	58	142	46	8	0	6
13	229	75	109	34	10	0	1
15	316	91	150	58	5	0	12
16	157	23	95	36	1	0	2
19	262	72	134	45	5	0	6
20	298	67	152	61	8	0	10
Ogden	3,310	896	1,697	566	84	0	67
Sweden							
1	230	91	86	32	9	0	12
3	223	99	77	30	11	0	6
4	285	111	119	39	6	0	10
8	210	48	107	42	9	0	4
12	247	58	123	52	7	0	7
Sweden	1,195	407	512	195	42	0	39
GRAND TOTAL:	5,383	1,622	2,552	901	154	0	154

COUNTY LEGISLATOR
21ST DISTRICT
SUMMARY

LEGISLATIVE DISTRICT OR TOWN	TOTAL VOTES	RACHEL A. BARNHART DEM	RACHEL A. BARNHART WOR	SCATTER	BLANK AND VOID
Leg. Dist. 21	2,612	1,581	404	34	593
GRAND TOTAL:	2,612	1,581	404	34	593

COUNTY LEGISLATOR
21ST DISTRICT
DETAIL

LEGISLATIVE DISTRICT OR TOWN	TOTAL VOTES	RACHEL A. BARNHART	RACHEL A. BARNHART	SCATTER	BLANK AND VOID
		DEM	WOR		
Leg. Dist. 21					
1	148	81	34	3	30
2	105	56	28	2	19
3	54	29	10	1	14
4	47	24	2	0	21
5	76	45	20	0	11
6	139	90	24	2	23
7	206	119	28	3	56
8	57	36	12	0	9
9	180	107	34	2	37
10	226	169	19	0	38
11	66	41	5	1	19
12	280	156	47	4	73
13	84	49	24	0	11
14	38	24	8	1	5
15	122	68	14	1	39
16	38	19	2	1	16
17	84	57	12	1	14
18	51	28	3	0	20
19	25	18	2	0	5
20	61	34	11	1	15
21	64	41	2	2	19
22	70	43	9	3	15
23	72	41	8	1	22
24	180	116	27	2	35
25	66	35	10	2	19
26	43	29	6	1	7
27	30	26	3	0	1
GRAND TOTAL:	<u>2,612</u>	<u>1,581</u>	<u>404</u>	<u>34</u>	<u>593</u>

COUNTY LEGISLATOR
22ND DISTRICT
SUMMARY

LEGISLATIVE DISTRICT OR TOWN	TOTAL VOTES	MERCEDES V. SIMMONS DEM	MERCEDES V. SIMMONS WOR	SCATTER	BLANK AND VOID
Leg. Dist. 22	1,136	836	75	6	219
GRAND TOTAL:	1,136	836	75	6	219

COUNTY LEGISLATOR
22ND DISTRICT
DETAIL

LEGISLATIVE DISTRICT OR TOWN	TOTAL VOTES	MERCEDES V. SIMMONS	MERCEDES V. SIMMONS	SCATTER	BLANK AND VOID
		DEM	WOR		
Leg. Dist. 22					
1	83	66	6	0	11
2	12	9	0	0	3
3	71	60	0	1	10
4	41	35	1	0	5
5	17	13	1	0	3
6	45	32	1	0	12
7	14	8	0	0	6
8	33	23	2	0	8
9	23	18	1	1	3
10	47	36	0	0	11
11	88	64	14	0	10
12	35	26	1	0	8
13	19	15	0	0	4
14	9	6	3	0	0
15	65	49	1	0	15
16	17	14	1	0	2
17	21	15	2	0	4
18	30	23	3	0	4
19	21	16	0	1	4
20	59	40	1	1	17
21	28	19	1	0	8
22	31	22	1	0	8
23	26	17	1	1	7
24	18	15	1	1	1
25	157	104	21	0	32
26	76	57	5	0	14
27	50	34	7	0	9
GRAND TOTAL:	<u>1,136</u>	<u>836</u>	<u>75</u>	<u>6</u>	<u>219</u>

COUNTY LEGISLATOR
23RD DISTRICT
SUMMARY

LEGISLATIVE DISTRICT OR TOWN	TOTAL VOTES	LINDA M. HASMAN DEM	LINDA M. HASMAN WOR	SCATTER	BLANK AND VOID
Leg. Dist. 23	<u>4,057</u>	<u>2,537</u>	<u>678</u>	<u>21</u>	<u>821</u>
CITY	<u>4,057</u>	<u>2,537</u>	<u>678</u>	<u>21</u>	<u>821</u>
Brighton	<u>981</u>	<u>626</u>	<u>121</u>	<u>5</u>	<u>229</u>
TOWNS	<u>981</u>	<u>626</u>	<u>121</u>	<u>5</u>	<u>229</u>
GRAND TOTAL:	<u><u>5,038</u></u>	<u><u>3,163</u></u>	<u><u>799</u></u>	<u><u>26</u></u>	<u><u>1,050</u></u>

COUNTY LEGISLATOR
23RD DISTRICT
DETAIL

LEGISLATIVE DISTRICT OR TOWN	TOTAL VOTES	LINDA M. HASMAN	LINDA M. HASMAN	SCATTER	BLANK AND VOID
		DEM	WOR		
Leg. Dist. 23					
1	59	43	9	0	7
2	121	68	24	0	29
3	80	44	21	1	14
4	222	147	36	1	38
5	56	32	14	0	10
6	71	44	12	0	15
7	141	89	31	2	19
8	136	91	28	0	17
9	123	81	19	1	22
10	109	69	23	0	17
11	163	113	29	0	21
12	228	153	29	0	46
13	155	103	20	0	32
14	113	66	27	0	20
15	100	55	22	0	23
16	80	49	15	0	16
17	153	99	22	1	31
18	289	169	42	3	75
19	138	77	15	1	45
20	185	111	36	1	37
21	185	118	30	0	37
22	146	95	18	2	31
23	89	54	20	2	13
24	120	76	14	1	29
25	255	161	33	1	60
26	292	188	43	0	61
27	126	77	12	0	37
28	104	57	30	2	15
29	18	8	4	2	4
Leg. Dist. 23	<u>4,057</u>	<u>2,537</u>	<u>678</u>	<u>21</u>	<u>821</u>
CITY	4,057	2,537	678	21	821
Brighton					
7	137	91	13	1	32
11	255	156	43	2	54
15	158	108	13	0	37
24	218	141	18	2	57
34	213	130	34	0	49
Brighton	<u>981</u>	<u>626</u>	<u>121</u>	<u>5</u>	<u>229</u>
TOWNS	981	626	121	5	229
GRAND TOTAL:	<u><u>5,038</u></u>	<u><u>3,163</u></u>	<u><u>799</u></u>	<u><u>26</u></u>	<u><u>1,050</u></u>

COUNTY LEGISLATOR
24TH DISTRICT
SUMMARY

LEGISLATIVE DISTRICT OR TOWN	TOTAL VOTES	ALBERT A. BLANKLEY	RAJESH BARNABAS	SCATTER	BLANK AND VOID
		DEM	WOR		
Leg. Dist. 24	<u>2,682</u>	<u>1,463</u>	<u>923</u>	<u>7</u>	<u>289</u>
CITY	<u>2,682</u>	<u>1,463</u>	<u>923</u>	<u>7</u>	<u>289</u>
Brighton	<u>2,875</u>	<u>1,851</u>	<u>607</u>	<u>5</u>	<u>412</u>
TOWNS	<u>2,875</u>	<u>1,851</u>	<u>607</u>	<u>5</u>	<u>412</u>
GRAND TOTAL:	<u><u>5,557</u></u>	<u><u>3,314</u></u>	<u><u>1,530</u></u>	<u><u>12</u></u>	<u><u>701</u></u>

COUNTY LEGISLATOR
24TH DISTRICT
DETAIL

LEGISLATIVE DISTRICT OR TOWN	TOTAL VOTES	ALBERT A. BLANKLEY	RAJESH BARNABAS	SCATTER	BLANK AND VOID
		DEM	WOR		
Leg. Dist. 24					
1	268	167	78	0	23
2	126	94	25	0	7
3	140	91	39	0	10
4	207	92	98	0	17
5	172	99	53	0	20
6	119	58	45	1	15
7	65	36	14	1	14
8	118	69	35	0	14
9	101	66	16	3	16
10	233	120	99	0	14
11	42	21	6	0	15
12	13	10	1	0	2
13	173	83	75	1	14
14	199	82	101	0	16
15	170	93	48	0	29
16	156	89	43	0	24
17	20	10	2	0	8
18	138	62	57	0	19
19	17	10	7	0	0
20	26	10	11	1	4
21	31	16	15	0	0
22	52	18	30	0	4
23	81	58	20	0	3
24	15	9	5	0	1
Leg. Dist. 24	<u>2,682</u>	<u>1,463</u>	<u>923</u>	<u>7</u>	<u>289</u>
CITY	2,682	1,463	923	7	289
Brighton					
4	253	151	66	0	36
5	278	149	102	2	25
9	249	165	41	0	43
10	280	190	51	2	37
14	129	75	41	0	13
20	124	73	28	1	22
23	210	149	38	0	23
25	204	127	43	0	34
27	211	122	53	0	36
30	274	198	31	0	45
35	180	117	40	0	23
40	365	251	54	0	60
46	118	84	19	0	15
Brighton	<u>2,875</u>	<u>1,851</u>	<u>607</u>	<u>5</u>	<u>412</u>
TOWNS	2,875	1,851	607	5	412

COUNTY LEGISLATOR
24TH DISTRICT
DETAIL

LEGISLATIVE DISTRICT OR TOWN	TOTAL VOTES	ALBERT A. BLANKLEY DEM	RAJESH BARNABAS WOR	SCATTER	BLANK AND VOID
GRAND TOTAL:	<u>5,557</u>	<u>3,314</u>	<u>1,530</u>	<u>12</u>	<u>701</u>

COUNTY LEGISLATOR
25TH DISTRICT
SUMMARY

LEGISLATIVE DISTRICT OR TOWN	TOTAL VOTES	CAROLYN D. HOFFMAN DEM	DORIAN L. HALL WOR	SCATTER	BLANK AND VOID
Leg. Dist. 25	1,959	1,276	361	4	318
GRAND TOTAL:	1,959	1,276	361	4	318

COUNTY LEGISLATOR
25TH DISTRICT
DETAIL

LEGISLATIVE DISTRICT OR TOWN	TOTAL VOTES	CAROLYN D. HOFFMAN	DORIAN L. HALL	SCATTER	BLANK AND VOID
		DEM	WOR		
Leg. Dist. 25					
1	169	117	33	0	19
2	56	29	15	0	12
3	87	58	11	0	18
4	27	24	3	0	0
5	53	31	11	0	11
6	97	57	29	0	11
7	71	49	6	0	16
8	78	59	7	0	12
9	25	13	5	0	7
10	106	82	15	0	9
11	31	22	2	0	7
12	145	94	40	0	11
13	50	28	9	0	13
14	58	34	15	0	9
15	57	36	11	0	10
16	40	30	5	0	5
17	46	28	6	0	12
18	93	59	15	1	18
19	77	60	7	0	10
20	57	36	8	0	13
21	52	34	3	0	15
22	98	69	19	0	10
23	9	6	2	1	0
24	20	13	1	0	6
25	190	114	33	1	42
26	20	14	4	0	2
27	33	18	8	0	7
28	9	4	5	0	0
29	36	16	17	1	2
30	69	42	16	0	11
GRAND TOTAL:	<u>1,959</u>	<u>1,276</u>	<u>361</u>	<u>4</u>	<u>318</u>

COUNTY LEGISLATOR
26TH DISTRICT
SUMMARY

LEGISLATIVE DISTRICT OR TOWN	TOTAL VOTES	YVERSHA M. ROMAN DEM	ORLANDO J. RIVERA REP	ORLANDO J. RIVERA CON	YVERSHA M. ROMAN WOR	SCATTER	BLANK AND VOID
Leg. Dist. 26	1,901	914	595	180	119	2	91
CITY	1,901	914	595	180	119	2	91
Gates	1,134	424	484	149	40	0	37
Greece	464	178	166	74	28	2	16
TOWNS	1,598	602	650	223	68	2	53
GRAND TOTAL:	3,499	1,516	1,245	403	187	4	144

COUNTY LEGISLATOR
26TH DISTRICT
DETAIL

LEGISLATIVE DISTRICT OR TOWN	TOTAL VOTES	YVERSHA M. ROMAN DEM	ORLANDO J. RIVERA REP	ORLANDO J. RIVERA CON	YVERSHA M. ROMAN WOR	SCATTER	BLANK AND VOID
Leg. Dist. 26							
1	237	107	77	27	19	0	7
2	88	41	31	8	3	1	4
3	49	30	11	0	3	0	5
4	121	58	44	8	5	0	6
5	83	39	25	9	6	0	4
6	76	44	14	7	3	0	8
7	83	43	24	8	6	0	2
8	74	46	15	6	3	0	4
9	106	51	28	13	10	0	4
10	87	45	27	4	6	0	5
11	108	58	30	9	9	0	2
12	136	48	58	13	9	0	8
13	159	76	49	20	11	0	3
14	162	69	57	22	6	0	8
15	81	48	21	2	7	0	3
16	119	50	41	16	7	0	5
17	132	61	43	8	6	1	13
Leg. Dist. 26	<u>1,901</u>	<u>914</u>	<u>595</u>	<u>180</u>	<u>119</u>	<u>2</u>	<u>91</u>
CITY	1,901	914	595	180	119	2	91
Gates							
1	98	40	32	19	5	0	2
2	123	41	56	14	6	0	6
6	153	61	63	19	7	0	3
11	98	32	46	14	4	0	2
12	87	39	39	7	0	0	2
13	134	53	59	13	4	0	5
16	129	45	59	19	1	0	5
17	130	38	58	22	8	0	4
29	125	48	53	15	3	0	6
33	57	27	19	7	2	0	2
Gates	<u>1,134</u>	<u>424</u>	<u>484</u>	<u>149</u>	<u>40</u>	<u>0</u>	<u>37</u>
Greece							
21	194	62	76	35	11	0	10
32	114	43	41	14	11	1	4
63	156	73	49	25	6	1	2
Greece	<u>464</u>	<u>178</u>	<u>166</u>	<u>74</u>	<u>28</u>	<u>2</u>	<u>16</u>
TOWNS	<u>1,598</u>	<u>602</u>	<u>650</u>	<u>223</u>	<u>68</u>	<u>2</u>	<u>53</u>
GRAND TOTAL:	<u><u>3,499</u></u>	<u><u>1,516</u></u>	<u><u>1,245</u></u>	<u><u>403</u></u>	<u><u>187</u></u>	<u><u>4</u></u>	<u><u>144</u></u>

COUNTY LEGISLATOR
27TH DISTRICT
SUMMARY

LEGISLATIVE DISTRICT OR TOWN	TOTAL VOTES	SABRINA A. LAMAR DEM	SCOTT G. LITTLE YOM	SCATTER	BLANK AND VOID
Leg. Dist. 27	<u>2,451</u>	<u>1,702</u>	<u>213</u>	<u>9</u>	<u>527</u>
GRAND TOTAL:	<u><u>2,451</u></u>	<u><u>1,702</u></u>	<u><u>213</u></u>	<u><u>9</u></u>	<u><u>527</u></u>

COUNTY LEGISLATOR
27TH DISTRICT
DETAIL

LEGISLATIVE DISTRICT OR TOWN	TOTAL VOTES	SABRINA A. LAMAR DEM	SCOTT G. LITTLE YOM	SCATTER	BLANK AND VOID
Leg. Dist. 27					
1	128	80	9	0	39
2	140	101	12	1	26
3	130	94	17	0	19
4	147	107	7	1	32
5	137	102	9	0	26
6	89	54	7	0	28
7	126	89	10	2	25
8	127	100	9	0	18
9	159	106	24	0	29
10	120	81	11	0	28
11	121	85	10	0	26
12	85	52	12	0	21
13	87	66	5	0	16
14	55	43	6	0	6
15	101	79	6	0	16
16	105	77	9	1	18
17	98	74	5	0	19
18	82	48	10	0	24
19	108	78	7	2	21
20	47	28	3	0	16
21	54	37	6	1	10
22	58	33	7	0	18
23	77	52	4	1	20
25	34	19	0	0	15
26	36	17	8	0	11
GRAND TOTAL:	<u><u>2,451</u></u>	<u><u>1,702</u></u>	<u><u>213</u></u>	<u><u>9</u></u>	<u><u>527</u></u>

COUNTY LEGISLATOR
 28TH DISTRICT
 SUMMARY

LEGISLATIVE DISTRICT OR TOWN	TOTAL VOTES	RICKY G. FRAZIER DEM	RICKY G. FRAZIER WOR	SCATTER	BLANK AND VOID
Leg. Dist. 28	<u>1,081</u>	<u>643</u>	<u>109</u>	<u>4</u>	<u>325</u>
GRAND TOTAL:	<u>1,081</u>	<u>643</u>	<u>109</u>	<u>4</u>	<u>325</u>

COUNTY LEGISLATOR
28TH DISTRICT
DETAIL

LEGISLATIVE DISTRICT OR TOWN	TOTAL VOTES	RICKY G. FRAZIER DEM	RICKY G. FRAZIER WOR	SCATTER	BLANK AND VOID
Leg. Dist. 28					
1	58	33	4	0	21
2	34	18	5	0	11
3	20	10	0	0	10
4	49	29	4	0	16
5	40	25	3	0	12
6	119	75	9	0	35
7	113	63	8	0	42
8	51	29	3	0	19
9	60	38	12	0	10
10	20	11	3	0	6
11	37	24	3	0	10
12	30	19	2	0	9
13	60	38	4	1	17
14	61	40	4	0	17
15	21	14	4	0	3
16	56	34	7	0	15
17	4	2	0	1	1
18	46	32	3	1	10
19	0	0	0	0	0
20	88	47	17	1	23
21	86	46	14	0	26
22	28	16	0	0	12
GRAND TOTAL:	<u>1,081</u>	<u>643</u>	<u>109</u>	<u>4</u>	<u>325</u>

COUNTY LEGISLATOR
 29TH DISTRICT
 SUMMARY

LEGISLATIVE DISTRICT OR TOWN	TOTAL VOTES	WILLIAM T. BURGESS DEM	WILLIAM T. BURGESS WOR	SCATTER	BLANK AND VOID
Leg. Dist. 29	<u>1,460</u>	<u>907</u>	<u>133</u>	<u>7</u>	<u>413</u>
GRAND TOTAL:	<u>1,460</u>	<u>907</u>	<u>133</u>	<u>7</u>	<u>413</u>

COUNTY LEGISLATOR
29TH DISTRICT
DETAIL

LEGISLATIVE DISTRICT OR TOWN	TOTAL VOTES	WILLIAM T. BURGESS	WILLIAM T. BURGESS	SCATTER	BLANK AND VOID
		DEM	WOR		
Leg. Dist. 29					
1	6	2	0	0	4
2	11	6	2	0	3
3	4	1	0	0	3
4	107	68	12	0	27
5	63	37	5	1	20
6	50	32	6	0	12
7	62	37	11	0	14
8	15	11	1	0	3
9	105	63	13	2	27
10	60	43	0	0	17
11	76	44	13	0	19
12	49	28	4	0	17
13	36	22	3	0	11
14	29	19	4	2	4
15	45	27	3	0	15
16	17	12	2	0	3
17	62	38	3	0	21
18	129	75	15	1	38
19	34	25	0	0	9
20	75	50	9	0	16
21	103	61	10	0	32
22	42	32	0	1	9
23	83	42	4	0	37
24	87	66	7	0	14
25	89	55	6	0	28
26	19	9	0	0	10
28	2	2	0	0	0
GRAND TOTAL:	<u>1,460</u>	<u>907</u>	<u>133</u>	<u>7</u>	<u>413</u>

ROCHESTER CITY MAYOR
SUMMARY

LEGISLATIVE DISTRICT OR TOWN	TOTAL VOTES	MALIK D. EVANS DEM	MALIK D. EVANS WOR	SCATTER	BLANK AND VOID
Leg. Dist. 07	404	241	62	2	99
Leg. Dist. 16	6	6	0	0	0
Leg. Dist. 21	2,612	1,865	405	26	316
Leg. Dist. 22	1,136	901	74	16	145
Leg. Dist. 23	4,057	2,906	669	38	444
Leg. Dist. 24	2,682	1,780	622	26	254
Leg. Dist. 25	1,959	1,468	256	26	209
Leg. Dist. 26	1,901	1,191	226	35	449
Leg. Dist. 27	2,451	1,832	262	42	315
Leg. Dist. 28	1,081	767	102	9	203
Leg. Dist. 29	1,460	1,036	135	16	273
GRAND TOTAL:	<u>19,749</u>	<u>13,993</u>	<u>2,813</u>	<u>236</u>	<u>2,707</u>

ROCHESTER CITY MAYOR
DETAIL

LEGISLATIVE DISTRICT OR TOWN	TOTAL VOTES	MALIK D. EVANS	MALIK D. EVANS	SCATTER	BLANK AND VOID
		DEM	WOR		
Leg. Dist. 07					
1	280	167	40	0	73
2	124	74	22	2	26
Leg. Dist. 07	404	241	62	2	99
Leg. Dist. 16					
1	6	6	0	0	0
Leg. Dist. 16	6	6	0	0	0
Leg. Dist. 21					
1	148	96	34	2	16
2	105	62	31	1	11
3	54	38	6	0	10
4	47	37	1	2	7
5	76	55	18	0	3
6	139	98	24	2	15
7	206	142	29	0	35
8	57	42	10	0	5
9	180	125	38	1	16
10	226	187	20	0	19
11	66	55	4	0	7
12	280	195	48	0	37
13	84	54	22	0	8
14	38	23	8	0	7
15	122	96	7	0	19
16	38	27	3	2	6
17	84	56	13	1	14
18	51	37	4	1	9
19	25	21	2	0	2
20	61	44	10	2	5
21	64	50	2	0	12
22	70	46	9	4	11
23	72	50	10	2	10
24	180	127	33	2	18
25	66	45	10	3	8
26	43	33	6	1	3
27	30	24	3	0	3
Leg. Dist. 21	2,612	1,865	405	26	316
Leg. Dist. 22					
1	83	65	9	0	9
2	12	7	0	0	5
3	71	55	0	1	15
4	41	33	1	0	7
5	17	14	1	0	2
6	45	38	1	0	6
7	14	13	0	0	1

ROCHESTER CITY MAYOR
DETAIL

LEGISLATIVE DISTRICT OR TOWN	TOTAL VOTES	MALIK D. EVANS	MALIK D. EVANS	SCATTER	BLANK AND VOID
		DEM	WOR		
Leg. Dist. 22					
8	33	29	1	0	3
9	23	19	1	2	1
10	47	38	0	3	6
11	88	62	14	3	9
12	35	26	0	0	9
13	19	16	0	0	3
14	9	7	2	0	0
15	65	51	4	0	10
16	17	12	0	0	5
17	21	14	1	0	6
18	30	28	1	0	1
19	21	18	0	1	2
20	59	50	0	2	7
21	28	23	2	0	3
22	31	27	1	1	2
23	26	23	1	1	1
24	18	15	1	0	2
25	157	120	21	0	16
26	76	63	6	1	6
27	50	35	6	1	8
Leg. Dist. 22	1,136	901	74	16	145
Leg. Dist. 23					
1	59	48	7	0	4
2	121	77	28	2	14
3	80	48	23	2	7
4	222	164	37	1	20
5	56	37	15	0	4
6	71	48	12	0	11
7	141	101	31	2	7
8	136	97	24	0	15
9	123	90	18	1	14
10	109	79	20	0	10
11	163	127	29	2	5
12	228	178	26	2	22
13	155	111	18	2	24
14	113	85	21	1	6
15	100	67	23	1	9
16	80	54	16	0	10
17	153	110	25	1	17
18	289	194	45	2	48
19	138	89	15	2	32
20	185	131	32	1	21
21	185	141	25	0	19

ROCHESTER CITY MAYOR
DETAIL

LEGISLATIVE DISTRICT OR TOWN	TOTAL VOTES	MALIK D. EVANS	MALIK D. EVANS	SCATTER	BLANK AND VOID
		DEM	WOR		
Leg. Dist. 23					
22	146	110	19	6	11
23	89	61	20	2	6
24	120	90	12	2	16
25	255	186	32	0	37
26	292	221	46	1	24
27	126	89	17	0	20
28	104	61	29	4	10
29	18	12	4	1	1
Leg. Dist. 23	<u>4,057</u>	<u>2,906</u>	<u>669</u>	<u>38</u>	<u>444</u>
Leg. Dist. 24					
1	268	181	64	3	20
2	126	99	16	1	10
3	140	96	29	0	15
4	207	126	59	2	20
5	172	121	32	2	17
6	119	76	31	1	11
7	65	45	8	1	11
8	118	85	22	0	11
9	101	72	11	5	13
10	233	146	72	3	12
11	42	27	4	1	10
12	13	10	2	0	1
13	173	115	47	1	10
14	199	114	69	1	15
15	170	120	28	0	22
16	156	98	38	1	19
17	20	10	2	1	7
18	138	86	35	1	16
19	17	10	6	0	1
20	26	15	8	1	2
21	31	19	11	0	1
22	52	34	12	1	5
23	81	61	15	0	5
24	15	14	1	0	0
Leg. Dist. 24	<u>2,682</u>	<u>1,780</u>	<u>622</u>	<u>26</u>	<u>254</u>
Leg. Dist. 25					
1	169	127	22	5	15
2	56	41	8	0	7
3	87	68	4	0	15
4	27	20	7	0	0
5	53	48	0	1	4
6	97	58	30	0	9
7	71	63	1	0	7

ROCHESTER CITY MAYOR
DETAIL

LEGISLATIVE DISTRICT OR TOWN	TOTAL VOTES	MALIK D. EVANS	MALIK D. EVANS	SCATTER	BLANK AND VOID
		DEM	WOR		
Leg. Dist. 25					
8	78	60	3	0	15
9	25	18	3	0	4
10	106	86	13	1	6
11	31	24	3	0	4
12	145	86	45	1	13
13	50	34	6	0	10
14	58	32	15	1	10
15	57	47	2	2	6
16	40	35	2	1	2
17	46	41	0	2	3
18	93	78	3	2	10
19	77	71	4	0	2
20	57	43	4	2	8
21	52	44	1	0	7
22	98	75	13	1	9
23	9	6	2	1	0
24	20	15	1	0	4
25	190	139	24	1	26
26	20	13	6	0	1
27	33	23	5	1	4
28	9	6	3	0	0
29	36	15	15	3	3
30	69	52	11	1	5
Leg. Dist. 25	<u>1,959</u>	<u>1,468</u>	<u>256</u>	<u>26</u>	<u>209</u>
Leg. Dist. 26					
1	237	148	36	2	51
2	88	57	10	1	20
3	49	35	4	0	10
4	121	72	12	3	34
5	83	57	9	1	16
6	76	56	4	0	16
7	83	58	7	1	17
8	74	49	8	1	16
9	106	54	15	3	34
10	87	62	6	3	16
11	108	70	14	1	23
12	136	75	21	2	38
13	159	98	18	5	38
14	162	100	22	4	36
15	81	50	13	2	16
16	119	68	16	3	32
17	132	82	11	3	36
Leg. Dist. 26	<u>1,901</u>	<u>1,191</u>	<u>226</u>	<u>35</u>	<u>449</u>

ROCHESTER CITY MAYOR
DETAIL

LEGISLATIVE DISTRICT OR TOWN	TOTAL VOTES	MALIK D. EVANS	MALIK D. EVANS	SCATTER	BLANK AND VOID
		DEM	WOR		
Leg. Dist. 27					
1	128	81	16	6	25
2	140	103	14	4	19
3	130	91	20	1	18
4	147	107	22	0	18
5	137	106	14	1	16
6	89	78	3	2	6
7	126	85	21	1	19
8	127	105	7	5	10
9	159	109	28	5	17
10	120	82	18	2	18
11	121	99	10	0	12
12	85	58	16	0	11
13	87	71	6	0	10
14	55	47	4	1	3
15	101	76	10	4	11
16	105	84	9	0	12
17	98	76	4	5	13
18	82	56	13	0	13
19	108	92	4	1	11
20	47	40	1	1	5
21	54	44	1	1	8
22	58	41	4	0	13
23	77	63	5	2	7
25	34	21	3	0	10
26	36	17	9	0	10
Leg. Dist. 27	<u>2,451</u>	<u>1,832</u>	<u>262</u>	<u>42</u>	<u>315</u>
Leg. Dist. 28					
1	58	44	2	1	11
2	34	17	9	0	8
3	20	16	1	0	3
4	49	38	3	0	8
5	40	28	4	0	8
6	119	91	7	0	21
7	113	80	10	0	23
8	51	42	2	0	7
9	60	44	9	2	5
10	20	12	3	0	5
11	37	30	1	0	6
12	30	24	1	0	5
13	60	45	2	1	12
14	61	42	5	0	14
15	21	15	4	0	2
16	56	37	7	0	12

ROCHESTER CITY MAYOR
DETAIL

LEGISLATIVE DISTRICT OR TOWN	TOTAL VOTES	MALIK D. EVANS	MALIK D. EVANS	SCATTER	BLANK AND VOID
		DEM	WOR		
Leg. Dist. 28					
17	4	2	1	0	1
18	46	34	1	1	10
19	0	0	0	0	0
20	88	51	19	1	17
21	86	52	11	3	20
22	28	23	0	0	5
Leg. Dist. 28	<u>1,081</u>	<u>767</u>	<u>102</u>	<u>9</u>	<u>203</u>
Leg. Dist. 29					
1	6	3	2	0	1
2	11	7	1	0	3
3	4	4	0	0	0
4	107	72	16	0	19
5	63	45	4	1	13
6	50	36	7	0	7
7	62	41	11	0	10
8	15	13	1	0	1
9	105	69	12	5	19
10	60	43	1	1	15
11	76	52	11	1	12
12	49	35	3	0	11
13	36	28	2	1	5
14	29	21	5	2	1
15	45	30	3	0	12
16	17	12	1	0	4
17	62	43	4	1	14
18	129	95	14	1	19
19	34	29	1	0	4
20	75	55	8	1	11
21	103	70	12	0	21
22	42	35	0	1	6
23	83	52	3	0	28
24	87	66	8	0	13
25	89	63	5	1	20
26	19	15	0	0	4
28	2	2	0	0	0
Leg. Dist. 29	<u>1,460</u>	<u>1,036</u>	<u>135</u>	<u>16</u>	<u>273</u>
GRAND TOTAL:	<u><u>19,749</u></u>	<u><u>13,993</u></u>	<u><u>2,813</u></u>	<u><u>236</u></u>	<u><u>2,707</u></u>

CITY COUNCIL
AT LARGE
(VOTE FOR 5)
PART 1
SUMMARY

LEGISLATIVE DISTRICT OR TOWN	TOTAL VOTES	WILLIE J. LIGHTFOOT	STANLEY MARTIN	MITCH GRUBER	KIM SMITH	MIGUEL A. MELENDEZ, JR.	ANN C. LEWIS	JAYVON JOHNSON	MARCUS C. WILLIAMS	ANN C. LEWIS	JAYVON JOHNSON	MARCUS C. WILLIAMS
		DEM	DEM	DEM	DEM	DEM	REP	REP	REP	CON	CON	CON
Leg. Dist. 07	2,020	154	123	149	151	144	139	107	135	40	43	44
Leg. Dist. 16	30	5	6	6	6	6	0	0	0	0	0	0
Leg. Dist. 21	13,060	1,249	1,211	1,431	1,277	1,278	459	360	416	174	145	171
Leg. Dist. 22	5,680	730	508	561	562	590	119	82	86	39	40	40
Leg. Dist. 23	20,285	1,801	1,766	2,321	1,940	1,971	814	594	739	281	233	277
Leg. Dist. 24	13,410	1,171	1,250	1,574	1,312	1,329	347	246	319	150	129	134
Leg. Dist. 25	9,795	1,146	933	1,065	1,029	987	300	132	193	98	66	70
Leg. Dist. 26	9,505	755	674	749	768	734	633	495	601	209	176	204
Leg. Dist. 27	12,255	1,519	1,170	1,270	1,292	1,213	425	217	292	177	126	158
Leg. Dist. 28	5,405	584	441	457	475	460	258	206	232	100	75	85
Leg. Dist. 29	7,300	826	594	670	663	699	326	242	285	91	72	96
GRAND TOTAL:	98,745	9,940	8,676	10,253	9,475	9,411	3,820	2,681	3,298	1,359	1,105	1,279

CITY COUNCIL
AT LARGE
(VOTE FOR 5)
PART 2
SUMMARY

LEGISLATIVE DISTRICT OR TOWN	TOTAL VOTES	VICTOR H. SANCHEZ WOR	STANLEY MARTIN WOR	JASMIN D. REGGLER WOR	KIM SMITH WOR	MIGUEL A. MELENDEZ, JR. WOR	ANTONIA N. WYNTER VOP	SCATTER	BLANK AND VOID
Leg. Dist. 07	2,020	57	39	38	45	37	13	2	560
Leg. Dist. 16	30	1	0	0	0	0	0	0	0
Leg. Dist. 21	13,060	637	324	402	371	334	123	19	2,679
Leg. Dist. 22	5,680	124	62	91	68	57	49	11	1,861
Leg. Dist. 23	20,285	981	567	703	607	528	201	48	3,913
Leg. Dist. 24	13,410	849	579	726	599	540	147	28	1,981
Leg. Dist. 25	9,795	379	249	308	241	212	73	26	2,288
Leg. Dist. 26	9,505	218	118	182	152	137	61	23	2,616
Leg. Dist. 27	12,255	369	236	265	246	211	104	58	2,907
Leg. Dist. 28	5,405	127	69	106	93	82	46	10	1,499
Leg. Dist. 29	7,300	176	90	127	119	112	62	13	2,037
GRAND TOTAL:	<u>98,745</u>	<u>3,918</u>	<u>2,333</u>	<u>2,948</u>	<u>2,541</u>	<u>2,250</u>	<u>879</u>	<u>238</u>	<u>22,341</u>

CITY COUNCIL
 AT LARGE
 (VOTE FOR 5)
 PART 1
 DETAIL

LEGISLATIVE DISTRICT OR TOWN	TOTAL VOTES	WILLIE J. LIGHTFOOT	STANLEY MARTIN	MITCH GRUBER	KIM SMITH	MIGUEL A. MELENDEZ, JR.	ANN C. LEWIS	JAYVON JOHNSON	MARCUS C. WILLIAMS	ANN C. LEWIS	JAYVON JOHNSON	MARCUS C. WILLIAMS
		DEM	DEM	DEM	DEM	DEM	REP	REP	REP	CON	CON	CON
Leg. Dist. 07												
1	1,400	109	81	106	103	100	102	79	102	24	24	26
2	620	45	42	43	48	44	37	28	33	16	19	18
Leg. Dist. 07	2,020	154	123	149	151	144	139	107	135	40	43	44
Leg. Dist. 16												
1	30	5	6	6	6	6	0	0	0	0	0	0
Leg. Dist. 16	30	5	6	6	6	6	0	0	0	0	0	0
Leg. Dist. 21												
1	740	63	65	88	65	66	31	25	30	8	6	8
2	525	35	48	54	44	44	14	10	12	12	11	9
3	270	25	16	21	21	26	12	11	8	6	5	8
4	235	25	19	22	24	23	10	9	9	6	4	6
5	380	37	34	43	33	35	12	7	11	4	2	1
6	695	62	71	77	75	65	22	17	19	3	3	2
7	1,030	88	85	117	93	98	42	40	44	14	9	12
8	285	28	33	37	31	31	4	4	3	1	2	2
9	900	71	81	97	87	84	33	24	26	11	11	11
10	1,130	115	113	156	115	129	39	27	32	9	11	11
11	330	44	30	35	35	36	9	3	8	6	3	5
12	1,400	121	131	158	138	136	60	43	52	13	9	18
13	420	36	40	42	43	37	7	5	6	7	5	4
14	190	15	18	19	16	16	9	8	10	2	4	3
15	610	65	54	63	59	58	23	18	24	11	12	9
16	190	26	12	13	15	21	7	6	7	5	6	4
17	420	40	39	52	43	44	16	11	11	8	7	11

CITY COUNCIL
AT LARGE
(VOTE FOR 5)
PART 1
DETAIL

LEGISLATIVE DISTRICT OR TOWN	TOTAL VOTES	WILLIE J. LIGHTFOOT	STANLEY MARTIN	MITCH GRUBER	KIM SMITH	MIGUEL A. MELENDEZ, JR.	ANN C. LEWIS	JAYVON JOHNSON	MARCUS C. WILLIAMS	ANN C. LEWIS	JAYVON JOHNSON	MARCUS C. WILLIAMS
		DEM	DEM	DEM	DEM	DEM	REP	REP	REP	CON	CON	CON
Leg. Dist. 21												
18	255	30	18	17	20	21	9	9	9	4	4	4
19	125	19	15	12	16	13	5	3	3	2	3	2
20	305	33	33	31	34	28	10	9	9	4	3	3
21	320	40	35	36	34	38	13	11	13	2	4	3
22	350	37	30	24	33	34	14	7	10	9	3	6
23	360	38	28	40	34	26	12	12	14	7	5	10
24	900	66	83	103	86	89	33	29	33	17	11	13
25	330	45	35	34	37	39	7	6	6	2	1	4
26	215	24	29	24	26	24	2	2	3	1	1	2
27	150	21	16	16	20	17	4	4	4	0	0	0
Leg. Dist. 21	13,060	1,249	1,211	1,431	1,277	1,278	459	360	416	174	145	171
Leg. Dist. 22												
1	415	61	35	40	48	40	9	6	11	5	6	2
2	60	9	5	5	7	7	2	0	0	0	0	1
3	355	19	13	13	11	21	2	2	3	1	0	0
4	205	9	8	9	8	15	2	0	1	1	0	0
5	85	13	9	8	10	13	0	1	2	0	1	0
6	225	33	19	18	26	19	5	1	1	3	2	2
7	70	12	8	8	6	7	2	0	0	0	0	0
8	165	23	14	19	16	18	2	2	4	4	2	2
9	115	19	15	14	17	19	0	2	3	0	0	1
10	235	34	23	24	25	24	2	4	3	1	0	0
11	440	57	45	54	47	48	8	4	5	0	0	1
12	175	27	17	20	19	17	6	2	4	1	0	2

CITY COUNCIL
AT LARGE
(VOTE FOR 5)
PART 1
DETAIL

LEGISLATIVE DISTRICT OR TOWN	TOTAL VOTES	WILLIE J. LIGHTFOOT	STANLEY MARTIN	MITCH GRUBER	KIM SMITH	MIGUEL A. MELENDEZ, JR.	ANN C. LEWIS	JAYVON JOHNSON	MARCUS C. WILLIAMS	ANN C. LEWIS	JAYVON JOHNSON	MARCUS C. WILLIAMS
		DEM	DEM	DEM	DEM	DEM	REP	REP	REP	CON	CON	CON
Leg. Dist. 22												
13	95	17	9	7	9	6	1	1	1	0	0	0
14	45	6	4	4	5	6	0	0	2	2	3	1
15	325	48	31	31	40	37	5	5	4	3	3	2
16	85	10	6	7	7	8	3	1	0	0	0	2
17	105	17	10	10	13	14	1	1	1	2	3	3
18	150	25	15	15	16	20	3	3	2	2	0	1
19	105	17	12	12	14	13	3	3	1	0	1	1
20	295	48	25	27	29	26	4	1	2	3	4	3
21	140	16	7	10	10	12	5	3	2	0	2	0
22	155	22	15	13	15	16	3	2	2	0	2	1
23	130	21	9	10	9	18	0	2	0	0	0	1
24	90	14	12	8	9	9	3	3	2	0	0	0
25	785	86	76	93	80	87	35	23	20	8	8	10
26	380	35	36	54	38	44	9	8	8	3	3	3
27	250	32	30	28	28	26	4	2	2	0	0	1
Leg. Dist. 22	5,680	730	508	561	562	590	119	82	86	39	40	40
Leg. Dist. 23												
1	295	30	27	36	30	30	16	11	14	4	5	5
2	605	49	47	58	43	42	19	13	18	7	5	5
3	400	31	29	34	28	28	13	10	11	2	1	3
4	1,110	98	106	129	115	117	31	21	27	21	21	25
5	280	22	22	34	23	22	9	8	9	0	0	0
6	355	25	31	32	35	35	19	18	19	7	6	7
7	705	59	58	84	67	66	25	19	26	9	6	6

CITY COUNCIL
AT LARGE
(VOTE FOR 5)
PART 1
DETAIL

LEGISLATIVE DISTRICT OR TOWN	TOTAL VOTES	WILLIE J. LIGHTFOOT	STANLEY MARTIN	MITCH GRUBER	KIM SMITH	MIGUEL A. MELENDEZ, JR.	ANN C. LEWIS	JAYVON JOHNSON	MARCUS C. WILLIAMS	ANN C. LEWIS	JAYVON JOHNSON	MARCUS C. WILLIAMS
		DEM	DEM	DEM	DEM	DEM	REP	REP	REP	CON	CON	CON
Leg. Dist. 23												
8	680	63	63	79	68	62	25	17	19	8	7	11
9	615	55	47	79	57	60	28	18	19	6	6	5
10	545	49	58	56	61	57	16	11	12	4	4	4
11	815	70	70	113	79	83	28	23	22	4	5	9
12	1,140	111	100	141	126	120	45	30	34	16	11	15
13	775	65	68	94	78	81	32	22	30	11	8	16
14	565	54	61	66	58	61	15	10	14	5	5	4
15	500	39	42	47	39	40	19	15	16	9	7	9
16	400	37	37	45	43	36	18	11	15	6	5	5
17	765	67	72	87	74	74	31	24	31	9	4	7
18	1,445	119	122	155	144	139	69	56	63	26	23	23
19	690	58	57	74	63	62	30	25	26	16	13	14
20	925	81	76	112	89	90	30	17	29	20	17	19
21	925	87	87	117	84	106	35	24	38	8	7	10
22	730	65	57	79	62	69	38	30	36	7	5	6
23	445	35	44	43	51	42	15	8	9	8	6	5
24	600	58	63	56	60	59	26	22	31	6	6	5
25	1,275	117	94	155	110	122	60	39	57	24	18	20
26	1,460	145	117	169	132	142	75	52	69	17	15	19
27	630	63	56	77	65	69	31	27	30	12	11	12
28	520	45	47	62	49	50	13	11	13	9	6	6
29	90	4	8	8	7	7	3	2	2	0	0	2
Leg. Dist. 23	20,285	1,801	1,766	2,321	1,940	1,971	814	594	739	281	233	277

CITY COUNCIL
AT LARGE
(VOTE FOR 5)
PART 1
DETAIL

LEGISLATIVE DISTRICT OR TOWN	TOTAL VOTES	WILLIE J. LIGHTFOOT	STANLEY MARTIN	MITCH GRUBER	KIM SMITH	MIGUEL A. MELENDEZ, JR.	ANN C. LEWIS	JAYVON JOHNSON	MARCUS C. WILLIAMS	ANN C. LEWIS	JAYVON JOHNSON	MARCUS C. WILLIAMS
		DEM	DEM	DEM	DEM	DEM	REP	REP	REP	CON	CON	CON
Leg. Dist. 24												
1	1,340	124	130	179	131	140	27	20	28	15	12	13
2	630	63	70	91	65	81	16	12	18	2	3	3
3	700	62	66	90	70	77	15	14	16	11	9	11
4	1,035	81	90	99	97	98	21	17	27	4	5	6
5	860	87	82	114	93	99	32	21	31	10	10	10
6	595	52	49	65	52	54	18	15	18	6	5	6
7	325	25	30	36	33	31	18	11	14	5	6	8
8	590	61	57	75	64	63	16	14	15	8	8	6
9	505	54	54	60	58	51	21	11	16	10	8	11
10	1,165	76	105	129	113	99	17	13	12	9	7	8
11	210	22	19	19	19	20	8	6	8	2	0	2
12	65	10	5	6	9	6	1	2	1	1	0	0
13	865	71	80	104	84	86	20	13	18	12	9	7
14	995	73	82	103	82	85	19	9	13	13	11	8
15	850	87	83	93	83	91	25	12	18	18	15	13
16	780	71	72	90	74	68	30	25	27	8	7	8
17	100	7	5	6	8	6	7	6	6	2	2	2
18	690	56	67	68	62	66	15	14	16	7	6	5
19	85	7	9	11	9	9	3	1	2	0	1	0
20	130	6	8	7	9	5	4	4	3	0	0	0
21	155	12	14	21	15	15	4	0	3	0	0	0
22	260	20	21	29	21	20	3	2	1	2	2	2
23	405	37	42	65	50	48	7	4	7	4	3	5
24	75	7	10	14	11	11	0	0	1	1	0	0

CITY COUNCIL
AT LARGE
(VOTE FOR 5)
PART 1
DETAIL

LEGISLATIVE DISTRICT OR TOWN	TOTAL VOTES	WILLIE J. LIGHTFOOT	STANLEY MARTIN	MITCH GRUBER	KIM SMITH	MIGUEL A. MELENDEZ, JR.	ANN C. LEWIS	JAYVON JOHNSON	MARCUS C. WILLIAMS	ANN C. LEWIS	JAYVON JOHNSON	MARCUS C. WILLIAMS
		DEM	DEM	DEM	DEM	DEM	REP	REP	REP	CON	CON	CON
Leg. Dist. 24	13,410	1,171	1,250	1,574	1,312	1,329	347	246	319	150	129	134
Leg. Dist. 25												
1	845	92	85	104	87	91	39	18	24	5	4	5
2	280	36	23	28	26	34	6	3	5	4	0	2
3	435	67	38	46	50	39	13	4	4	5	1	2
4	135	15	17	17	18	16	1	0	1	0	0	0
5	265	46	37	34	39	40	3	0	3	4	0	2
6	485	37	36	51	42	41	11	5	9	3	3	2
7	355	66	30	30	43	32	7	1	3	3	1	2
8	390	63	46	36	51	43	11	4	5	3	0	2
9	125	20	11	12	14	12	2	0	2	1	2	1
10	530	51	57	72	59	60	20	9	13	5	4	2
11	155	24	14	16	18	13	4	2	3	1	1	0
12	725	55	64	87	65	65	12	6	10	8	7	6
13	250	34	25	24	24	19	9	1	2	3	2	2
14	290	18	26	29	23	22	10	3	6	4	4	6
15	285	48	29	30	29	25	8	3	3	5	2	3
16	200	28	16	18	18	24	5	3	3	2	4	3
17	230	38	20	25	28	31	10	0	7	2	0	1
18	465	56	40	44	37	47	18	9	14	7	2	2
19	385	47	41	52	45	51	11	5	4	7	6	7
20	285	22	23	29	29	31	11	7	12	3	2	2
21	260	35	27	24	33	26	10	5	5	2	2	1
22	490	52	59	63	56	58	19	4	7	8	6	5
23	45	8	6	8	7	7	0	0	0	0	0	0

CITY COUNCIL
AT LARGE
(VOTE FOR 5)
PART 1
DETAIL

LEGISLATIVE DISTRICT OR TOWN	TOTAL VOTES	WILLIE J. LIGHTFOOT	STANLEY MARTIN	MITCH GRUBER	KIM SMITH	MIGUEL A. MELENDEZ, JR.	ANN C. LEWIS	JAYVON JOHNSON	MARCUS C. WILLIAMS	ANN C. LEWIS	JAYVON JOHNSON	MARCUS C. WILLIAMS
		DEM	DEM	DEM	DEM	DEM	REP	REP	REP	CON	CON	CON
Leg. Dist. 25												
24	100	3	10	11	9	9	9	8	8	1	0	0
25	950	100	76	92	99	81	31	16	22	8	9	7
26	100	10	13	13	11	8	1	2	2	0	0	0
27	165	22	15	14	18	14	5	5	5	2	1	1
28	45	4	3	3	3	2	0	0	0	0	0	0
29	180	10	9	15	8	9	3	1	2	2	2	3
30	345	39	37	38	40	37	11	8	9	0	1	1
Leg. Dist. 25	9,795	1,146	933	1,065	1,029	987	300	132	193	98	66	70
Leg. Dist. 26												
1	1,185	88	85	92	93	87	73	57	86	35	30	35
2	440	30	31	33	34	31	39	29	31	12	10	12
3	245	27	22	22	28	27	12	9	12	0	1	1
4	605	42	36	41	43	44	48	38	44	11	8	12
5	415	36	36	37	36	41	28	23	19	9	7	10
6	380	41	28	28	35	31	15	7	14	6	6	6
7	415	38	32	33	42	34	27	21	27	10	8	8
8	370	35	32	34	39	33	17	10	10	10	6	8
9	530	38	34	49	43	44	29	24	32	14	9	10
10	435	46	36	38	35	35	25	23	25	4	3	8
11	540	51	41	54	39	44	31	23	27	9	7	6
12	680	45	39	40	47	39	63	56	65	16	14	12
13	795	53	54	55	64	56	51	44	50	18	23	25
14	810	55	48	57	59	52	66	44	52	21	19	22
15	405	34	36	35	33	39	23	23	27	1	2	1

CITY COUNCIL
AT LARGE
(VOTE FOR 5)
PART 1
DETAIL

LEGISLATIVE DISTRICT OR TOWN	TOTAL VOTES	WILLIE J. LIGHTFOOT	STANLEY MARTIN	MITCH GRUBER	KIM SMITH	MIGUEL A. MELENDEZ, JR.	ANN C. LEWIS	JAYVON JOHNSON	MARCUS C. WILLIAMS	ANN C. LEWIS	JAYVON JOHNSON	MARCUS C. WILLIAMS
		DEM	DEM	DEM	DEM	DEM	REP	REP	REP	CON	CON	CON
Leg. Dist. 26												
16	595	42	34	46	41	44	40	30	39	21	13	17
17	660	54	50	55	57	53	46	34	41	12	10	11
Leg. Dist. 26	9,505	755	674	749	768	734	633	495	601	209	176	204
Leg. Dist. 27												
1	640	70	60	50	58	45	30	17	18	11	8	14
2	700	81	70	69	77	68	21	11	13	10	10	11
3	650	76	66	80	70	80	14	9	13	8	6	8
4	735	84	73	77	76	75	22	12	15	13	12	14
5	685	93	82	85	85	77	16	8	14	7	3	6
6	445	57	39	38	42	41	14	5	11	5	2	5
7	630	66	59	65	61	62	29	16	20	7	6	6
8	635	102	72	67	71	65	25	6	6	6	2	3
9	795	76	68	101	76	75	26	6	19	10	3	4
10	600	65	47	64	56	50	29	17	21	8	7	7
11	605	74	60	60	71	65	15	10	12	7	4	7
12	425	49	40	41	51	44	13	5	10	10	7	9
13	435	63	43	55	55	51	13	10	13	7	3	2
14	275	36	26	31	28	31	6	5	4	5	2	3
15	505	70	49	56	61	56	13	3	5	5	3	4
16	525	80	62	65	73	58	13	3	8	9	6	7
17	490	76	45	46	56	50	15	9	11	5	4	3
18	410	42	28	29	34	31	23	20	17	12	12	12
19	540	76	49	53	54	43	15	6	11	8	5	7
20	235	33	22	20	23	23	11	2	5	3	2	4

CITY COUNCIL
AT LARGE
(VOTE FOR 5)
PART 1
DETAIL

LEGISLATIVE DISTRICT OR TOWN	TOTAL VOTES	WILLIE J. LIGHTFOOT	STANLEY MARTIN	MITCH GRUBER	KIM SMITH	MIGUEL A. MELENDEZ, JR.	ANN C. LEWIS	JAYVON JOHNSON	MARCUS C. WILLIAMS	ANN C. LEWIS	JAYVON JOHNSON	MARCUS C. WILLIAMS
		DEM	DEM	DEM	DEM	DEM	REP	REP	REP	CON	CON	CON
Leg. Dist. 27												
21	270	38	27	31	32	31	14	7	9	3	2	3
22	290	33	21	26	21	29	10	9	11	9	5	6
23	385	51	37	41	38	42	12	2	7	1	1	1
25	170	16	17	12	13	14	11	8	7	7	9	7
26	180	12	8	8	10	7	15	11	12	1	2	5
Leg. Dist. 27	12,255	1,519	1,170	1,270	1,292	1,213	425	217	292	177	126	158
Leg. Dist. 28												
1	290	40	23	24	25	25	14	7	9	7	3	3
2	170	17	10	14	13	13	8	7	8	5	3	4
3	100	13	9	3	8	7	4	2	4	1	2	1
4	245	27	22	20	22	25	10	9	10	1	1	1
5	200	20	19	16	15	12	15	9	8	1	1	1
6	595	62	60	69	57	55	27	23	24	11	8	9
7	565	63	49	43	48	49	35	28	33	6	6	10
8	255	33	20	24	24	21	2	3	2	7	1	5
9	300	31	29	29	32	27	11	10	10	5	2	1
10	100	9	7	4	9	7	4	3	4	3	3	2
11	185	20	17	18	19	19	7	5	8	5	5	5
12	150	21	13	16	16	14	5	6	4	4	2	2
13	300	29	26	20	29	25	24	15	19	5	5	5
14	305	29	21	21	26	25	15	13	16	8	6	6
15	105	19	6	10	9	11	3	2	2	4	2	3
16	280	32	24	26	22	23	15	11	10	6	8	6
17	20	1	1	1	0	2	2	2	2	0	0	0

CITY COUNCIL
AT LARGE
(VOTE FOR 5)
PART 1
DETAIL

LEGISLATIVE DISTRICT OR TOWN	TOTAL VOTES	WILLIE J. LIGHTFOOT	STANLEY MARTIN	MITCH GRUBER	KIM SMITH	MIGUEL A. MELENDEZ, JR.	ANN C. LEWIS	JAYVON JOHNSON	MARCUS C. WILLIAMS	ANN C. LEWIS	JAYVON JOHNSON	MARCUS C. WILLIAMS
		DEM	DEM	DEM	DEM	DEM	REP	REP	REP	CON	CON	CON
Leg. Dist. 28												
18	230	23	19	24	26	20	13	10	13	3	2	3
19	0	0	0	0	0	0	0	0	0	0	0	0
20	440	36	25	30	30	28	22	18	22	7	6	7
21	430	43	27	34	31	38	17	18	19	10	9	11
22	140	16	14	11	14	14	5	5	5	1	0	0
Leg. Dist. 28	5,405	584	441	457	475	460	258	206	232	100	75	85
Leg. Dist. 29												
1	30	3	2	0	2	0	2	1	1	0	0	2
2	55	8	4	5	5	5	2	2	2	0	0	0
3	20	2	0	0	2	1	0	0	0	0	0	0
4	535	54	43	47	42	46	29	20	24	6	6	6
5	315	37	27	30	32	33	15	9	14	4	2	5
6	250	28	18	27	22	20	11	7	8	2	2	3
7	310	34	25	39	25	31	11	11	14	4	4	4
8	75	10	6	8	8	7	6	5	5	1	0	0
9	525	61	47	46	49	55	21	18	21	14	7	13
10	300	44	28	32	30	27	8	2	3	6	4	4
11	380	42	24	26	34	30	18	11	14	7	5	5
12	245	31	23	22	18	23	8	7	5	2	4	5
13	180	26	14	19	21	21	6	4	4	1	0	1
14	145	15	13	13	18	17	6	5	7	2	2	2
15	225	27	16	12	19	20	11	8	8	1	3	5
16	85	9	6	7	9	10	2	2	3	1	1	1
17	310	28	23	29	26	31	21	15	14	4	5	5

CITY COUNCIL
AT LARGE
(VOTE FOR 5)
PART 1
DETAIL

LEGISLATIVE DISTRICT OR TOWN	TOTAL VOTES	WILLIE J. LIGHTFOOT	STANLEY MARTIN	MITCH GRUBER	KIM SMITH	MIGUEL A. MELENDEZ, JR.	ANN C. LEWIS	JAYVON JOHNSON	MARCUS C. WILLIAMS	ANN C. LEWIS	JAYVON JOHNSON	MARCUS C. WILLIAMS
		DEM	DEM	DEM	DEM	DEM	REP	REP	REP	CON	CON	CON
Leg. Dist. 29												
18	645	52	44	69	57	53	39	33	39	7	7	8
19	170	22	18	17	17	20	6	6	7	1	1	1
20	375	45	38	35	41	37	9	9	8	1	0	1
21	515	47	43	52	50	53	27	21	22	11	6	10
22	210	31	20	20	21	23	8	5	6	3	1	2
23	415	33	38	34	30	45	13	11	15	3	2	3
24	435	69	35	36	41	39	16	12	18	5	5	3
25	445	53	31	34	34	42	27	16	20	5	5	7
26	95	13	6	9	8	8	4	2	3	0	0	0
28	10	2	2	2	2	2	0	0	0	0	0	0
Leg. Dist. 29	7,300	826	594	670	663	699	326	242	285	91	72	96
GRAND TOTAL:	98,745	9,940	8,676	10,253	9,475	9,411	3,820	2,681	3,298	1,359	1,105	1,279

CITY COUNCIL
AT LARGE
(VOTE FOR 5)
PART 2
DETAIL

LEGISLATIVE DISTRICT OR TOWN	TOTAL VOTES	VICTOR H. SANCHEZ WOR	STANLEY MARTIN WOR	JASMIN D. REGGLER WOR	KIM SMITH WOR	MIGUEL A. MELENDEZ, JR. WOR	ANTONIA N. WYNTER VOP	SCATTER	BLANK AND VOID
Leg. Dist. 07									
1	1,400	40	27	25	27	23	9	2	391
2	620	17	12	13	18	14	4	0	169
Leg. Dist. 07	2,020	57	39	38	45	37	13	2	560
Leg. Dist. 16									
1	30	1	0	0	0	0	0	0	0
Leg. Dist. 16	30	1	0	0	0	0	0	0	0
Leg. Dist. 21									
1	740	46	28	28	34	32	5	2	110
2	525	35	17	20	17	19	6	1	117
3	270	8	5	8	5	6	4	0	75
4	235	4	2	2	3	3	4	0	60
5	380	26	21	18	20	18	4	1	53
6	695	38	23	30	24	22	11	2	129
7	1,030	59	21	30	29	27	6	0	216
8	285	15	5	7	6	4	1	1	70
9	900	57	34	47	37	33	8	2	146
10	1,130	52	23	21	16	18	7	0	236
11	330	8	4	4	4	2	2	0	92
12	1,400	68	33	43	41	39	9	0	288
13	420	34	23	23	21	21	2	0	64
14	190	11	6	6	6	7	0	0	34
15	610	22	8	9	8	10	6	1	150
16	190	2	1	3	1	1	0	2	58
17	420	21	6	13	11	6	4	0	77

CITY COUNCIL
 AT LARGE
 (VOTE FOR 5)
 PART 2
 DETAIL

LEGISLATIVE DISTRICT OR TOWN	TOTAL VOTES	VICTOR H. SANCHEZ WOR	STANLEY MARTIN WOR	JASMIN D. REGGLER WOR	KIM SMITH WOR	MIGUEL A. MELENDEZ, JR. WOR	ANTONIA N. WYNTER VOP	SCATTER	BLANK AND VOID
Leg. Dist. 21									
18	255	10	1	1	5	5	4	1	83
19	125	1	0	1	2	1	3	0	24
20	305	8	6	5	10	9	3	0	67
21	320	8	3	8	2	3	2	0	65
22	350	15	8	13	9	7	5	0	86
23	360	12	6	6	6	5	6	0	93
24	900	54	23	37	36	22	16	2	147
25	330	9	10	11	10	7	1	3	63
26	215	11	5	4	5	4	2	1	45
27	150	3	2	4	3	3	2	0	31
Leg. Dist. 21	13,060	637	324	402	371	334	123	19	2,679
Leg. Dist. 22									
1	415	8	5	9	5	5	2	0	118
2	60	0	0	0	0	0	0	0	24
3	355	12	2	2	0	2	9	0	243
4	205	8	0	2	0	1	2	1	138
5	85	5	1	2	0	0	0	0	20
6	225	1	0	0	1	2	0	0	92
7	70	1	0	0	0	0	1	0	25
8	165	6	1	4	1	2	0	0	45
9	115	1	1	2	1	0	1	1	18
10	235	1	1	4	2	1	2	0	84
11	440	12	15	11	15	11	3	3	101
12	175	2	1	1	2	2	0	0	52
13	95	0	0	2	1	1	0	0	40

CITY COUNCIL
AT LARGE
(VOTE FOR 5)
PART 2
DETAIL

LEGISLATIVE DISTRICT OR TOWN	TOTAL VOTES	VICTOR H. SANCHEZ WOR	STANLEY MARTIN WOR	JASMIN D. REGGLER WOR	KIM SMITH WOR	MIGUEL A. MELENDEZ, JR. WOR	ANTONIA N. WYNTER VOP	SCATTER	BLANK AND VOID
Leg. Dist. 22									
14	45	0	0	0	0	2	2	0	8
15	325	2	2	4	0	0	2	0	106
16	85	1	0	0	0	2	0	0	38
17	105	1	0	0	1	1	0	0	27
18	150	5	0	4	2	0	3	0	34
19	105	1	1	0	0	0	1	0	25
20	295	1	2	1	4	1	1	2	111
21	140	3	1	1	1	1	2	0	64
22	155	3	0	2	2	1	2	1	53
23	130	1	1	2	1	1	1	0	53
24	90	2	1	1	2	0	2	0	22
25	785	24	13	18	16	14	9	0	165
26	380	15	9	11	4	4	4	3	89
27	250	8	5	8	7	3	0	0	66
Leg. Dist. 22	5,680	124	62	91	68	57	49	11	1,861
Leg. Dist. 23									
1	295	14	6	9	7	7	2	0	42
2	605	42	30	32	31	26	13	0	125
3	400	27	24	32	24	21	8	3	71
4	1,110	58	29	37	32	25	10	1	207
5	280	19	12	12	14	14	1	2	57
6	355	13	9	8	9	6	1	0	75
7	705	36	26	40	28	28	14	5	103
8	680	34	28	31	25	25	9	0	106
9	615	30	18	19	18	14	2	0	134

CITY COUNCIL
AT LARGE
(VOTE FOR 5)
PART 2
DETAIL

LEGISLATIVE DISTRICT OR TOWN	TOTAL VOTES	VICTOR H. SANCHEZ WOR	STANLEY MARTIN WOR	JASMIN D. REGGLER WOR	KIM SMITH WOR	MIGUEL A. MELENDEZ, JR. WOR	ANTONIA N. WYNTER VOP	SCATTER	BLANK AND VOID
Leg. Dist. 23									
10	545	27	23	31	24	21	10	0	77
11	815	55	23	23	27	23	9	4	145
12	1,140	45	24	28	24	22	9	8	231
13	775	32	14	15	16	10	6	0	177
14	565	28	16	25	17	16	5	0	105
15	500	36	23	26	23	19	6	0	85
16	400	18	12	15	11	13	5	0	68
17	765	40	23	29	25	17	4	3	144
18	1,445	73	34	38	42	34	7	1	277
19	690	22	10	15	11	12	7	3	172
20	925	55	26	32	31	24	11	2	164
21	925	36	25	25	23	21	5	3	184
22	730	27	12	21	13	14	3	1	185
23	445	28	16	26	20	15	8	6	60
24	600	18	11	14	14	10	8	0	133
25	1,275	50	17	32	25	25	13	0	297
26	1,460	56	33	49	32	27	10	0	301
27	630	26	12	12	12	15	5	1	94
28	520	30	27	23	25	21	7	1	75
29	90	6	4	4	4	3	3	4	19
Leg. Dist. 23	20,285	981	567	703	607	528	201	48	3,913
Leg. Dist. 24									
1	1,340	87	55	60	65	49	7	1	197
2	630	32	20	33	15	18	3	0	85
3	700	45	30	36	27	23	8	1	89

CITY COUNCIL
AT LARGE
(VOTE FOR 5)
PART 2
DETAIL

LEGISLATIVE DISTRICT OR TOWN	TOTAL VOTES	VICTOR H. SANCHEZ WOR	STANLEY MARTIN WOR	JASMIN D. REGGLER WOR	KIM SMITH WOR	MIGUEL A. MELENDEZ, JR. WOR	ANTONIA N. WYNTER VOP	SCATTER	BLANK AND VOID
Leg. Dist. 24									
4	1,035	77	61	73	59	52	21	0	147
5	860	47	24	40	29	28	7	0	96
6	595	41	29	32	31	27	8	0	87
7	325	15	6	9	8	10	3	0	57
8	590	30	17	27	19	17	5	0	88
9	505	21	11	14	11	10	3	7	74
10	1,165	105	71	89	71	64	14	0	163
11	210	5	5	3	4	4	2	2	60
12	65	2	2	0	0	2	1	0	17
13	865	55	42	57	46	45	9	3	104
14	995	77	53	71	57	58	15	4	162
15	850	39	24	28	28	20	15	3	155
16	780	44	33	33	35	33	12	4	106
17	100	1	1	0	1	1	2	1	36
18	690	47	36	46	33	30	3	0	113
19	85	5	5	8	5	5	0	1	4
20	130	10	11	14	10	7	2	0	30
21	155	11	9	16	12	10	4	0	9
22	260	20	20	20	22	16	1	0	38
23	405	27	11	15	11	9	1	0	59
24	75	6	3	2	0	2	1	1	5
Leg. Dist. 24	13,410	849	579	726	599	540	147	28	1,981
Leg. Dist. 25									
1	845	45	23	25	17	15	6	3	157
2	280	9	6	8	8	6	1	2	73

CITY COUNCIL
 AT LARGE
 (VOTE FOR 5)
 PART 2
 DETAIL

LEGISLATIVE DISTRICT OR TOWN	TOTAL VOTES	VICTOR H. SANCHEZ WOR	STANLEY MARTIN WOR	JASMIN D. REGGLER WOR	KIM SMITH WOR	MIGUEL A. MELENDEZ, JR. WOR	ANTONIA N. WYNTER VOP	SCATTER	BLANK AND VOID
Leg. Dist. 25									
3	435	8	7	5	6	4	5	2	129
4	135	7	6	8	6	4	1	0	18
5	265	2	2	3	1	1	2	2	44
6	485	47	37	37	35	31	3	2	53
7	355	5	2	3	1	2	4	0	120
8	390	3	2	3	1	2	1	2	112
9	125	1	1	0	1	3	2	0	40
10	530	20	13	22	14	13	7	0	89
11	155	4	3	2	2	1	1	1	45
12	725	60	42	54	44	38	9	0	93
13	250	5	5	5	3	3	2	0	82
14	290	20	15	19	16	13	2	4	50
15	285	3	1	4	1	1	1	0	89
16	200	6	2	1	1	2	1	0	63
17	230	5	2	1	1	0	3	0	56
18	465	5	4	6	2	2	3	3	164
19	385	11	6	4	4	5	1	0	78
20	285	9	4	9	4	4	2	0	82
21	260	8	1	2	0	1	0	0	78
22	490	20	9	17	13	9	2	0	83
23	45	2	2	1	2	2	0	0	0
24	100	2	0	0	2	1	0	0	27
25	950	31	15	23	16	15	7	1	301
26	100	6	5	6	5	4	1	0	13
27	165	1	3	8	3	3	3	0	42

CITY COUNCIL
 AT LARGE
 (VOTE FOR 5)
 PART 2
 DETAIL

LEGISLATIVE DISTRICT OR TOWN	TOTAL VOTES	VICTOR H. SANCHEZ WOR	STANLEY MARTIN WOR	JASMIN D. REGGLER WOR	KIM SMITH WOR	MIGUEL A. MELENDEZ, JR. WOR	ANTONIA N. WYNTER VOP	SCATTER	BLANK AND VOID
Leg. Dist. 25									
28	45	6	5	5	5	5	0	0	4
29	180	18	20	15	19	16	3	4	21
30	345	10	6	12	8	6	0	0	82
Leg. Dist. 25	9,795	379	249	308	241	212	73	26	2,288
Leg. Dist. 26									
1	1,185	30	13	20	23	17	11	0	310
2	440	10	4	9	4	4	5	2	110
3	245	7	4	3	2	2	3	0	63
4	605	18	8	9	11	11	0	4	177
5	415	12	6	8	8	9	1	0	89
6	380	8	4	4	4	3	1	0	139
7	415	4	5	7	6	6	3	0	104
8	370	6	1	10	3	4	2	0	110
9	530	16	10	16	10	9	4	0	139
10	435	8	4	7	7	5	0	1	125
11	540	11	12	13	15	11	3	1	142
12	680	14	6	12	8	9	5	0	190
13	795	24	12	19	13	11	6	4	213
14	810	14	11	14	15	15	6	4	236
15	405	15	8	14	8	5	2	2	97
16	595	11	5	10	9	9	6	0	178
17	660	10	5	7	6	7	3	5	194
Leg. Dist. 26	9,505	218	118	182	152	137	61	23	2,616

CITY COUNCIL
AT LARGE
(VOTE FOR 5)
PART 2
DETAIL

LEGISLATIVE DISTRICT OR TOWN	TOTAL VOTES	VICTOR H. SANCHEZ WOR	STANLEY MARTIN WOR	JASMIN D. REGGLER WOR	KIM SMITH WOR	MIGUEL A. MELENDEZ, JR. WOR	ANTONIA N. WYNTER VOP	SCATTER	BLANK AND VOID
Leg. Dist. 27									
1	640	12	10	13	12	6	3	5	198
2	700	21	12	14	13	9	12	7	171
3	650	27	17	21	20	17	6	2	110
4	735	32	17	15	21	18	5	1	153
5	685	23	15	16	15	12	6	3	119
6	445	7	3	4	4	2	2	4	160
7	630	22	17	20	17	16	6	0	135
8	635	11	7	9	6	10	7	3	157
9	795	36	23	21	22	22	6	10	191
10	600	29	21	24	17	16	6	1	115
11	605	20	9	19	12	7	6	1	146
12	425	13	15	10	13	10	4	1	80
13	435	14	6	5	6	5	5	2	77
14	275	9	3	7	4	3	5	1	66
15	505	18	10	14	8	9	2	0	119
16	525	16	11	12	11	7	3	0	81
17	490	5	6	5	7	5	3	2	137
18	410	4	6	4	7	8	2	0	119
19	540	10	5	8	5	5	6	5	169
20	235	4	1	1	1	3	0	0	77
21	270	3	2	2	2	2	3	0	59
22	290	8	3	3	3	3	3	0	87
23	385	17	11	11	11	7	1	10	84
25	170	1	0	1	3	1	0	0	43
26	180	7	6	6	6	8	2	0	54

CITY COUNCIL
AT LARGE
(VOTE FOR 5)
PART 2
DETAIL

LEGISLATIVE DISTRICT OR TOWN	TOTAL VOTES	VICTOR H. SANCHEZ WOR	STANLEY MARTIN WOR	JASMIN D. REGGLER WOR	KIM SMITH WOR	MIGUEL A. MELENDEZ, JR. WOR	ANTONIA N. WYNTER VOP	SCATTER	BLANK AND VOID
Leg. Dist. 27	12,255	369	236	265	246	211	104	58	2,907
Leg. Dist. 28									
1	290	2	2	1	4	2	2	0	97
2	170	6	4	8	4	3	4	0	39
3	100	2	0	2	2	1	0	0	39
4	245	1	2	2	3	4	1	0	84
5	200	4	2	4	4	5	1	0	63
6	595	12	8	13	7	5	4	1	140
7	565	11	2	6	9	9	2	0	156
8	255	7	3	5	2	3	2	1	90
9	300	14	6	14	6	6	2	2	63
10	100	2	2	2	0	1	0	0	38
11	185	3	1	4	1	2	2	1	43
12	150	0	1	1	2	2	0	0	41
13	300	6	3	3	5	4	2	0	75
14	305	8	4	2	4	3	5	0	93
15	105	0	0	3	2	1	2	2	24
16	280	11	3	8	4	6	3	1	61
17	20	0	0	0	0	0	0	0	9
18	230	7	2	5	3	1	2	0	54
19	0	0	0	0	0	0	0	0	0
20	440	15	13	13	15	13	5	1	134
21	430	14	11	9	15	10	6	1	107
22	140	2	0	1	1	1	1	0	49
Leg. Dist. 28	5,405	127	69	106	93	82	46	10	1,499

CITY COUNCIL
AT LARGE
(VOTE FOR 5)
PART 2
DETAIL

LEGISLATIVE DISTRICT OR TOWN	TOTAL VOTES	VICTOR H. SANCHEZ WOR	STANLEY MARTIN WOR	JASMIN D. REGGLER WOR	KIM SMITH WOR	MIGUEL A. MELENDEZ, JR. WOR	ANTONIA N. WYNTER VOP	SCATTER	BLANK AND VOID
Leg. Dist. 29									
1	30	0	0	0	0	0	0	0	17
2	55	2	1	2	1	1	0	0	15
3	20	0	0	0	0	0	0	0	15
4	535	14	5	10	11	9	3	0	160
5	315	10	3	5	3	4	3	0	79
6	250	6	5	7	2	5	4	0	73
7	310	10	9	6	10	13	3	0	57
8	75	0	0	2	1	1	0	0	15
9	525	10	6	9	8	7	3	4	126
10	300	11	0	5	2	4	1	0	89
11	380	16	7	12	11	7	6	0	105
12	245	6	3	4	3	2	1	1	77
13	180	3	2	1	4	2	7	1	43
14	145	3	3	2	5	5	1	0	26
15	225	6	2	0	2	3	2	0	80
16	85	1	2	2	0	0	1	0	28
17	310	5	3	6	2	4	3	0	86
18	645	23	17	11	18	18	7	4	139
19	170	3	1	2	0	1	2	0	45
20	375	10	4	13	8	6	5	0	105
21	515	17	8	13	12	9	3	1	110
22	210	1	1	1	0	0	0	2	65
23	415	6	1	2	4	4	0	0	171
24	435	5	5	7	7	2	4	0	126
25	445	5	2	5	4	4	2	0	149

CITY COUNCIL
 AT LARGE
 (VOTE FOR 5)
 PART 2
 DETAIL

LEGISLATIVE DISTRICT OR TOWN	TOTAL VOTES	VICTOR H. SANCHEZ WOR	STANLEY MARTIN WOR	JASMIN D. REGGLER WOR	KIM SMITH WOR	MIGUEL A. MELENDEZ, JR. WOR	ANTONIA N. WYNTER VOP	SCATTER	BLANK AND VOID
Leg. Dist. 29									
26	95	3	0	0	1	1	1	0	36
28	10	0	0	0	0	0	0	0	0
Leg. Dist. 29	7,300	176	90	127	119	112	62	13	2,037
GRAND TOTAL:	98,745	3,918	2,333	2,948	2,541	2,250	879	238	22,341

COMMISSIONER OF SCHOOLS
(VOTE FOR 3)
SUMMARY

LEGISLATIVE DISTRICT OR TOWN	TOTAL VOTES	JAMES L. PATTERSON	CYNTHIA A. ELLIOTT	CAMILLE A. SIMMONS	JOSHUA P. BAUROTH	CAMILLE A. SIMMONS	SCATTER	BLANK AND VOID
		DEM	DEM	DEM	WOR	WOR		
Leg. Dist. 07	1,212	185	174	152	86	64	3	548
Leg. Dist. 16	18	6	6	6	0	0	0	0
Leg. Dist. 21	7,836	1,449	1,462	1,381	674	422	23	2,425
Leg. Dist. 22	3,408	609	729	627	121	83	1	1,238
Leg. Dist. 23	12,171	2,291	2,049	2,073	1,195	684	43	3,836
Leg. Dist. 24	8,046	1,391	1,453	1,354	1,114	687	22	2,025
Leg. Dist. 25	5,877	1,073	1,262	1,076	403	281	15	1,767
Leg. Dist. 26	5,703	864	863	822	388	221	39	2,506
Leg. Dist. 27	7,353	1,387	1,555	1,390	438	300	24	2,259
Leg. Dist. 28	3,243	542	587	532	199	108	8	1,267
Leg. Dist. 29	4,380	772	837	727	226	154	14	1,650
GRAND TOTAL:	59,247	10,569	10,977	10,140	4,844	3,004	192	19,521

COMMISSIONER OF SCHOOLS
(VOTE FOR 3)
DETAIL

LEGISLATIVE DISTRICT OR TOWN	TOTAL VOTES	JAMES L. PATTERSON	CYNTHIA A. ELLIOTT	CAMILLE A. SIMMONS	JOSHUA P. BAUROTH	CAMILLE A. SIMMONS	SCATTER	BLANK AND VOID
		DEM	DEM	DEM	WOR	WOR		
Leg. Dist. 07								
1	840	125	121	108	65	44	2	375
2	372	60	53	44	21	20	1	173
Leg. Dist. 07	1,212	185	174	152	86	64	3	548
Leg. Dist. 16								
1	18	6	6	6	0	0	0	0
Leg. Dist. 16	18	6	6	6	0	0	0	0
Leg. Dist. 21								
1	444	88	73	72	45	32	3	131
2	315	56	51	51	41	26	0	90
3	162	25	26	24	14	7	0	66
4	141	27	25	21	9	2	0	57
5	228	42	42	36	30	21	0	57
6	417	70	84	75	39	26	0	123
7	618	116	101	102	56	29	0	214
8	171	28	29	35	14	8	0	57
9	540	89	107	88	64	41	3	148
10	678	144	135	141	34	20	0	204
11	198	39	44	34	6	4	0	71
12	840	159	143	136	80	50	0	272
13	252	40	48	43	30	26	1	64
14	114	19	19	17	12	9	0	38
15	366	61	68	69	27	9	1	131
16	114	16	22	18	5	2	3	48
17	252	53	50	53	19	10	0	67
18	153	23	32	23	7	4	0	64
19	75	14	14	16	6	2	0	23
20	183	34	40	34	12	10	0	53
21	192	39	41	38	9	4	0	61
22	210	34	41	39	19	13	0	64
23	216	39	41	40	18	10	3	65
24	540	108	91	97	57	39	5	143
25	198	42	46	38	10	10	3	49
26	129	25	26	24	6	5	0	43
27	90	19	23	17	5	3	1	22
Leg. Dist. 21	7,836	1,449	1,462	1,381	674	422	23	2,425
Leg. Dist. 22								
1	249	52	60	53	12	7	0	65
2	36	5	8	6	0	0	0	17
3	213	14	18	17	4	1	0	159
4	123	13	12	11	0	0	0	87
5	51	11	13	11	2	2	0	12
6	135	23	31	26	3	2	0	50

COMMISSIONER OF SCHOOLS
(VOTE FOR 3)
DETAIL

LEGISLATIVE DISTRICT OR TOWN	TOTAL VOTES	JAMES L. PATTERSON	CYNTHIA A. ELLIOTT	CAMILLE A. SIMMONS	JOSHUA P. BAUROTH	CAMILLE A. SIMMONS	SCATTER	BLANK AND VOID
		DEM	DEM	DEM	WOR	WOR		
Leg. Dist. 22								
7	42	7	11	8	0	0	0	16
8	99	16	24	21	4	1	0	33
9	69	18	20	17	1	1	0	12
10	141	27	36	28	2	0	0	48
11	264	44	60	56	20	13	0	71
12	105	22	23	22	2	1	0	35
13	57	9	14	7	0	0	0	27
14	27	7	5	4	3	4	0	4
15	195	34	48	38	3	2	0	70
16	51	8	9	10	1	1	0	22
17	63	10	16	14	1	1	0	21
18	90	21	24	16	4	3	0	22
19	63	14	16	14	1	1	0	17
20	177	31	43	31	0	1	0	71
21	84	12	17	12	0	0	0	43
22	93	18	20	19	2	1	0	33
23	78	13	18	16	1	2	0	28
24	54	11	14	10	3	1	1	14
25	471	98	94	89	24	21	0	145
26	228	41	38	39	19	10	0	81
27	150	30	37	32	9	7	0	35
Leg. Dist. 22	3,408	609	729	627	121	83	1	1,238
Leg. Dist. 23								
1	177	34	39	33	19	7	0	45
2	363	54	63	51	49	32	3	111
3	240	40	34	36	37	24	4	65
4	666	121	110	119	72	31	3	210
5	168	26	29	24	20	13	0	56
6	213	40	36	37	20	13	1	66
7	423	77	79	68	49	35	6	109
8	408	81	79	77	47	29	1	94
9	369	69	60	65	25	16	0	134
10	327	56	67	62	37	24	0	81
11	489	88	73	84	64	34	2	144
12	684	137	113	124	50	21	5	234
13	465	77	76	76	35	12	0	189
14	339	61	66	61	39	25	0	87
15	300	51	54	43	26	19	0	107
16	240	43	42	44	26	15	0	70
17	459	79	79	81	54	30	1	135
18	867	168	140	141	79	49	0	290
19	414	73	58	64	29	17	1	172

COMMISSIONER OF SCHOOLS
(VOTE FOR 3)
DETAIL

LEGISLATIVE DISTRICT OR TOWN	TOTAL VOTES	JAMES L. PATTERSON	CYNTHIA A. ELLIOTT	CAMILLE A. SIMMONS	JOSHUA P. BAUROTH	CAMILLE A. SIMMONS	SCATTER	BLANK AND VOID
		DEM	DEM	DEM	WOR	WOR		
Leg. Dist. 23								
20	555	108	83	96	54	30	0	184
21	555	108	86	96	57	28	0	180
22	438	81	62	71	44	21	5	154
23	267	49	63	49	30	20	6	50
24	360	71	71	65	22	14	0	117
25	765	163	116	134	63	35	1	253
26	876	207	138	151	74	37	0	269
27	378	74	67	68	30	18	0	121
28	312	47	57	47	37	28	3	93
29	54	8	9	6	7	7	1	16
Leg. Dist. 23	12,171	2,291	2,049	2,073	1,195	684	43	3,836
Leg. Dist. 24								
1	804	150	135	139	117	64	0	199
2	378	79	71	74	51	25	0	78
3	420	72	68	71	65	35	0	109
4	621	89	107	93	102	69	0	161
5	516	95	92	95	72	34	2	126
6	357	67	71	59	43	33	0	84
7	195	40	33	33	20	13	1	55
8	354	63	74	63	49	29	0	76
9	303	63	55	57	25	15	8	80
10	699	94	128	96	132	76	1	172
11	126	18	22	18	5	4	0	59
12	39	10	9	7	2	1	0	10
13	519	99	102	95	74	46	3	100
14	597	92	104	93	91	63	0	154
15	510	96	98	92	42	32	3	147
16	468	85	84	81	61	42	2	113
17	60	10	11	11	1	2	0	25
18	414	54	75	64	54	34	0	133
19	51	7	12	10	9	5	0	8
20	78	8	12	8	14	12	1	23
21	93	18	19	18	19	11	0	8
22	156	23	25	20	21	21	0	46
23	243	48	36	45	40	20	1	53
24	45	11	10	12	5	1	0	6
Leg. Dist. 24	8,046	1,391	1,453	1,354	1,114	687	22	2,025
Leg. Dist. 25								
1	507	101	102	101	47	27	1	128
2	168	31	37	26	10	9	1	54
3	261	54	64	49	6	6	0	82
4	81	17	21	20	7	5	0	11

COMMISSIONER OF SCHOOLS
(VOTE FOR 3)
DETAIL

LEGISLATIVE DISTRICT OR TOWN	TOTAL VOTES	JAMES L. PATTERSON	CYNTHIA A. ELLIOTT	CAMILLE A. SIMMONS	JOSHUA P. BAUROTH	CAMILLE A. SIMMONS	SCATTER	BLANK AND VOID
		DEM	DEM	DEM	WOR	WOR		
Leg. Dist. 25								
5	159	37	45	37	0	0	0	40
6	291	44	50	45	40	34	2	76
7	213	43	52	41	3	3	0	71
8	234	49	62	49	5	3	0	66
9	75	13	16	14	2	1	0	29
10	318	63	66	65	23	13	2	86
11	93	14	26	18	4	2	0	29
12	435	69	84	68	60	50	0	104
13	150	24	30	22	6	4	0	64
14	174	24	31	18	20	20	1	60
15	171	35	50	35	3	3	0	45
16	120	23	28	24	3	1	0	41
17	138	26	39	31	1	3	0	38
18	279	46	62	52	7	4	0	108
19	231	42	42	40	18	4	1	84
20	171	31	29	33	13	5	1	59
21	156	30	35	33	4	1	0	53
22	294	65	66	65	21	13	0	64
23	27	7	9	7	2	2	0	0
24	60	10	9	9	3	1	0	28
25	570	94	109	89	33	23	3	219
26	60	11	12	11	7	5	0	14
27	99	17	18	18	7	6	0	33
28	27	2	8	5	6	4	0	2
29	108	15	16	10	21	20	3	23
30	207	36	44	41	21	9	0	56
Leg. Dist. 25	5,877	1,073	1,262	1,076	403	281	15	1,767
Leg. Dist. 26								
1	711	97	108	105	53	25	4	319
2	264	37	39	37	15	8	5	123
3	147	25	31	26	6	3	0	56
4	363	50	52	51	26	15	10	159
5	249	44	47	43	15	13	0	87
6	228	40	41	38	7	3	0	99
7	249	41	41	41	16	10	1	99
8	222	37	39	38	11	6	0	91
9	318	53	44	45	29	18	0	129
10	261	40	44	33	11	6	2	125
11	324	55	51	47	15	14	0	142
12	408	49	42	51	33	18	0	215
13	477	72	66	69	40	22	7	201
14	486	78	70	65	34	17	3	219

COMMISSIONER OF SCHOOLS
(VOTE FOR 3)
DETAIL

LEGISLATIVE DISTRICT OR TOWN	TOTAL VOTES	JAMES L. PATTERSON	CYNTHIA A. ELLIOTT	CAMILLE A. SIMMONS	JOSHUA P. BAUROTH	CAMILLE A. SIMMONS	SCATTER	BLANK AND VOID
		DEM	DEM	DEM	WOR	WOR		
Leg. Dist. 26								
15	243	38	38	37	24	11	3	92
16	357	50	45	45	26	13	1	177
17	396	58	65	51	27	19	3	173
Leg. Dist. 26	5,703	864	863	822	388	221	39	2,506
Leg. Dist. 27								
1	384	60	81	62	19	14	0	148
2	420	80	79	87	25	18	8	123
3	390	78	82	81	31	18	0	100
4	441	83	81	84	33	26	0	134
5	411	91	93	91	26	17	0	93
6	267	45	54	43	8	7	0	110
7	378	67	81	64	29	18	2	117
8	381	82	86	74	12	9	0	118
9	477	92	87	86	44	30	0	138
10	360	70	68	65	29	22	4	102
11	363	68	82	67	21	17	2	106
12	255	46	57	50	19	12	0	71
13	261	58	69	60	6	7	0	61
14	165	40	39	38	8	5	0	35
15	303	61	69	58	21	14	1	79
16	315	69	76	74	19	13	0	64
17	294	56	70	52	6	5	0	105
18	246	43	46	35	18	8	0	96
19	324	51	73	63	15	9	3	110
20	141	21	29	19	4	1	0	67
21	162	31	32	35	5	3	3	53
22	174	30	36	32	9	6	0	61
23	231	38	58	46	13	9	1	66
25	102	17	13	15	5	6	0	46
26	108	10	14	9	13	6	0	56
Leg. Dist. 27	7,353	1,387	1,555	1,390	438	300	24	2,259
Leg. Dist. 28								
1	174	29	34	28	7	4	0	72
2	102	15	16	15	9	4	1	42
3	60	13	10	10	5	1	0	21
4	147	23	32	24	4	4	0	60
5	120	13	23	16	6	6	0	56
6	357	61	58	62	25	9	3	139
7	339	56	59	52	17	8	0	147
8	153	28	30	21	10	4	0	60
9	180	38	38	37	13	8	2	44
10	60	10	11	11	4	0	0	24

COMMISSIONER OF SCHOOLS
(VOTE FOR 3)
DETAIL

LEGISLATIVE DISTRICT OR TOWN	TOTAL VOTES	JAMES L. PATTERSON	CYNTHIA A. ELLIOTT	CAMILLE A. SIMMONS	JOSHUA P. BAUROTH	CAMILLE A. SIMMONS	SCATTER	BLANK AND VOID
		DEM	DEM	DEM	WOR	WOR		
Leg. Dist. 28								
11	111	21	24	22	6	3	0	35
12	90	20	18	15	1	2	0	34
13	180	33	33	36	8	5	0	65
14	183	23	37	27	9	5	0	82
15	63	12	11	8	4	4	0	24
16	168	27	29	32	12	8	0	60
17	12	1	2	1	0	0	1	7
18	138	31	22	24	7	3	1	50
19	0	0	0	0	0	0	0	0
20	264	41	42	37	25	14	0	105
21	258	37	39	38	26	15	0	103
22	84	10	19	16	1	1	0	37
Leg. Dist. 28	3,243	542	587	532	199	108	8	1,267
Leg. Dist. 29								
1	18	0	3	2	1	1	0	11
2	33	7	5	6	2	1	0	12
3	12	0	1	1	0	0	0	10
4	321	52	56	50	16	11	0	136
5	189	38	40	36	9	3	0	63
6	150	28	28	26	11	7	0	50
7	186	34	34	29	17	13	0	59
8	45	6	12	9	0	0	0	18
9	315	56	62	51	21	17	3	105
10	180	36	40	34	7	2	0	61
11	228	33	41	34	18	12	0	90
12	147	25	30	24	6	3	0	59
13	108	23	30	18	3	5	0	29
14	87	16	20	14	7	6	1	23
15	135	24	27	17	5	7	0	55
16	51	11	8	9	1	2	0	20
17	186	32	34	35	8	2	3	72
18	387	70	65	64	27	22	3	136
19	102	21	20	19	5	2	0	35
20	225	45	49	43	12	10	0	66
21	309	57	41	46	27	10	0	128
22	126	26	27	25	0	0	3	45
23	249	33	36	38	6	5	0	131
24	261	45	62	48	11	7	0	88
25	267	44	55	41	5	6	1	115
26	57	8	9	6	1	0	0	33
28	6	2	2	2	0	0	0	0
Leg. Dist. 29	4,380	772	837	727	226	154	14	1,650

COMMISSIONER OF SCHOOLS
(VOTE FOR 3)
DETAIL

LEGISLATIVE DISTRICT OR TOWN	TOTAL VOTES	JAMES L. PATTERSON DEM	CYNTHIA A. ELLIOTT DEM	CAMILLE A. SIMMONS DEM	JOSHUA P. BAUROTH WOR	CAMILLE A. SIMMONS WOR	SCATTER	BLANK AND VOID
GRAND TOTAL:	59,247	10,569	10,977	10,140	4,844	3,004	192	19,521

TOWN OF BRIGHTON
SUPERVISOR

LEGISLATIVE DISTRICT OR TOWN	TOTAL VOTES	WILLIAM W. MOEHLE	SCATTER	BLANK AND VOID
		DEM		
Brighton				
1	263	209	2	52
2	142	88	2	52
3	175	124	2	49
4	253	197	2	54
5	278	215	9	54
6	289	205	6	78
7	137	98	2	37
8	244	140	12	92
9	249	198	0	51
10	280	225	2	53
11	255	193	2	60
12	323	253	6	64
13	187	139	5	43
14	129	103	2	24
15	158	119	2	37
16	171	90	0	81
17	116	92	0	24
18	204	160	4	40
19	166	142	3	21
20	124	92	4	28
21	196	148	1	47
22	228	167	1	60
23	210	176	1	33
24	218	150	2	66
25	204	167	1	36
26	141	94	0	47
27	211	154	4	53
28	273	207	1	65
29	118	76	0	42
30	274	220	1	53
31	215	178	4	33
32	270	193	8	69
33	246	191	6	49
34	213	160	0	53
35	180	143	1	36
36	83	62	0	21
37	142	110	1	31
38	234	176	2	56
39	187	138	2	47
40	365	300	3	62
41	191	153	1	37
42	88	71	5	12
43	161	121	1	39

TOWN OF BRIGHTON
SUPERVISOR

LEGISLATIVE DISTRICT OR TOWN	TOTAL VOTES	WILLIAM W. MOEHLE DEM	SCATTER	BLANK AND VOID
Brighton				
44	54	33	0	21
45	111	74	0	37
46	118	96	2	20
GRAND TOTAL:	<u>9,074</u>	<u>6,840</u>	<u>115</u>	<u>2,119</u>

TOWN OF BRIGHTON
CLERK

LEGISLATIVE DISTRICT OR TOWN	TOTAL VOTES	DANIEL E. AMAN DEM	STEPHEN P. CORRYN REP	STEPHEN P. CORRYN CON	DANIEL E. AMAN WOR	SCATTER	BLANK AND VOID
Brighton							
1	263	183	37	9	26	0	8
2	142	75	37	13	11	0	6
3	175	105	38	8	17	0	7
4	253	165	36	10	33	0	9
5	278	177	38	15	37	0	11
6	289	192	61	15	15	0	6
7	137	79	26	13	15	0	4
8	244	122	98	10	5	0	9
9	249	166	40	11	24	0	8
10	280	194	46	15	17	0	8
11	255	146	42	25	35	0	7
12	323	220	58	11	23	1	10
13	187	134	33	4	9	0	7
14	129	79	21	2	26	0	1
15	158	105	27	14	10	0	2
16	171	74	69	19	2	0	7
17	116	89	13	3	4	0	7
18	204	139	25	9	27	0	4
19	166	124	17	12	8	0	5
20	124	81	23	6	12	1	1
21	196	130	25	11	25	0	5
22	228	159	48	9	9	0	3
23	210	154	29	12	12	0	3
24	218	133	48	14	11	0	12
25	204	136	26	11	26	0	5
26	141	74	44	10	11	0	2
27	211	125	50	11	17	0	8
28	273	174	51	12	30	0	6
29	118	57	46	7	4	0	4
30	274	202	42	13	8	0	9
31	215	160	28	5	19	0	3
32	270	177	36	14	28	0	15
33	246	181	39	11	10	0	5
34	213	130	45	12	23	0	3
35	180	124	31	6	17	0	2
36	83	49	14	6	10	0	4
37	142	101	19	4	14	0	4
38	234	152	41	17	17	0	7
39	187	99	47	17	21	0	3
40	365	266	57	14	22	0	6
41	191	128	30	10	18	0	5
42	88	60	15	4	8	0	1

TOWN OF BRIGHTON
CLERK

LEGISLATIVE DISTRICT OR TOWN	TOTAL VOTES	DANIEL E. AMAN DEM	STEPHEN P. CORRYN REP	STEPHEN P. CORRYN CON	DANIEL E. AMAN WOR	SCATTER	BLANK AND VOID
43	161	95	36	13	11	0	6
44	54	24	17	6	5	0	2
45	111	59	29	7	13	0	3
46	118	91	15	5	5	0	2
GRAND TOTAL:	9,074	5,889	1,693	485	750	2	255

TOWN OF BRIGHTON
MEMBER OF TOWN COUNCIL
(VOTE FOR 2)

LEGISLATIVE DISTRICT OR TOWN	TOTAL VOTES	ROBIN R. WILT DEM	CHRISTINE E. CORRADO DEM	CHARLIE EAGLE REP	PATRICK REILLY REP	CHARLIE EAGLE CON	PATRICK REILLY CON	ROBIN R. WILT WOR	SCATTER	BLANK AND VOID
Brighton										
1	526	139	191	49	55	12	16	22	1	41
2	284	63	76	43	44	16	19	11	0	12
3	350	81	102	44	55	12	15	13	1	27
4	506	134	181	45	67	13	11	31	0	24
5	556	142	192	44	67	15	18	35	3	40
6	578	145	180	73	88	17	18	20	1	36
7	274	69	81	34	40	11	15	15	0	9
8	488	62	106	118	133	12	16	6	0	35
9	498	116	164	46	80	14	19	18	2	39
10	560	140	188	58	85	19	17	12	0	41
11	510	136	166	41	51	27	29	34	0	26
12	646	153	216	66	110	11	20	20	2	48
13	374	97	126	36	57	4	6	10	5	33
14	258	71	101	21	20	2	3	26	0	14
15	316	83	93	34	50	17	18	8	0	13
16	342	66	66	79	84	19	18	0	0	10
17	232	63	84	22	23	4	5	2	0	29
18	408	126	155	32	33	8	8	26	0	20
19	332	90	117	28	38	13	14	6	2	24
20	248	70	80	24	29	6	6	13	0	20
21	392	104	132	34	44	12	17	17	3	29
22	456	99	149	54	82	9	12	10	1	40

TOWN OF BRIGHTON
MEMBER OF TOWN COUNCIL
(VOTE FOR 2)

LEGISLATIVE DISTRICT OR TOWN	TOTAL VOTES	ROBIN R. WILT DEM	CHRISTINE E. CORRADO DEM	CHARLIE EAGLE REP	PATRICK REILLY REP	CHARLIE EAGLE CON	PATRICK REILLY CON	ROBIN R. WILT WOR	SCATTER	BLANK AND VOID
Brighton										
23	420	114	150	39	59	12	11	12	0	23
24	436	122	117	56	66	14	17	9	0	35
25	408	105	149	32	49	13	18	27	1	14
26	282	61	70	48	58	10	10	9	0	16
27	422	84	135	53	69	12	18	16	2	33
28	546	123	185	60	74	17	16	24	2	45
29	236	35	45	50	59	9	10	5	0	23
30	548	169	189	51	54	15	19	9	0	42
31	430	132	166	34	42	9	5	21	2	19
32	540	136	192	43	56	22	25	27	0	39
33	492	111	164	56	87	15	16	11	1	31
34	426	114	131	48	65	15	18	22	0	13
35	360	92	130	33	42	9	10	14	0	30
36	166	49	51	12	12	7	9	11	0	15
37	284	79	102	21	32	6	7	13	0	24
38	468	109	137	65	64	19	23	17	1	33
39	374	92	104	48	61	20	21	13	0	15
40	730	172	256	71	120	18	25	19	2	47
41	382	103	123	40	50	11	12	15	1	27
42	176	40	61	18	31	3	5	5	0	13
43	322	85	98	37	49	15	14	5	0	19
44	108	19	25	15	16	7	8	6	0	12

TOWN OF BRIGHTON
MEMBER OF TOWN COUNCIL
(VOTE FOR 2)

LEGISLATIVE DISTRICT OR TOWN	TOTAL VOTES	ROBIN R. WILT DEM	CHRISTINE E. CORRADO DEM	CHARLIE EAGLE REP	PATRICK REILLY REP	CHARLIE EAGLE CON	PATRICK REILLY CON	ROBIN R. WILT WOR	SCATTER	BLANK AND VOID
Brighton										
45	222	46	58	39	37	6	10	12	0	14
46	236	67	91	20	24	5	5	4	0	20
GRAND TOTAL:	18,148	4,508	5,875	2,014	2,611	562	652	681	33	1,212

TOWN OF CHILI
SUPERVISOR

LEGISLATIVE DISTRICT OR TOWN	TOTAL VOTES	CHELSEA M. O'BRIEN DEM	DAVID J. DUNNING REP	DAVID J. DUNNING CON	SCATTER	BLANK AND VOID
Chili						
1	166	52	71	41	0	2
2	285	61	168	47	1	8
3	198	76	82	34	0	6
4	132	22	80	26	0	4
5	175	55	83	28	1	8
6	204	58	105	36	0	5
7	110	48	45	12	0	5
8	199	41	116	39	0	3
9	208	69	106	24	0	9
10	114	31	51	30	0	2
11	193	51	113	24	0	5
12	203	54	110	31	0	8
13	304	60	188	52	0	4
14	213	48	117	46	0	2
15	160	38	85	32	0	5
16	367	91	209	61	0	6
17	485	131	261	76	0	17
18	172	48	92	29	0	3
19	194	68	100	22	0	4
20	260	105	108	42	0	5
21	139	34	79	20	0	6
22	170	72	78	16	0	4
23	162	43	91	27	0	1
24	356	127	165	58	1	5
25	118	56	43	15	1	3
26	261	58	140	58	0	5
27	176	49	95	27	0	5
28	143	44	71	23	0	5
29	156	47	74	27	0	8
30	71	28	30	12	0	1
31	202	75	93	27	0	7
32	186	46	104	34	0	2
GRAND TOTAL:	<u>6,482</u>	<u>1,886</u>	<u>3,353</u>	<u>1,076</u>	<u>4</u>	<u>163</u>

TOWN OF CHILI
TOWN CLERK

LEGISLATIVE DISTRICT OR TOWN	TOTAL VOTES	VIRGINIA L. IGNATOWSKI	VIRGINIA L. IGNATOWSKI	SCATTER	BLANK AND VOID
		REP	CON		
Chili					
1	166	96	49	2	19
2	285	202	53	0	30
3	198	108	41	0	49
4	132	85	30	0	17
5	175	104	35	1	35
6	204	121	47	1	35
7	110	59	16	1	34
8	199	131	43	0	25
9	208	132	34	2	40
10	114	66	38	0	10
11	193	127	29	2	35
12	203	134	32	1	36
13	304	212	59	1	32
14	213	130	58	0	25
15	160	94	33	2	31
16	367	235	74	0	58
17	485	311	99	1	74
18	172	100	34	0	38
19	194	115	35	3	41
20	260	145	62	2	51
21	139	84	31	0	24
22	170	91	31	1	47
23	162	102	31	0	29
24	356	202	66	1	87
25	118	65	25	0	28
26	261	158	72	0	31
27	176	103	33	0	40
28	143	83	30	0	30
29	156	86	37	0	33
30	71	36	14	1	20
31	202	121	41	0	40
32	186	119	40	1	26
GRAND TOTAL:	<u>6,482</u>	<u>3,957</u>	<u>1,352</u>	<u>23</u>	<u>1,150</u>

TOWN OF CHILI
TOWN JUSTICE
(VOTE FOR 2)

LEGISLATIVE DISTRICT OR TOWN	TOTAL VOTES	ERIC W. STOWE	RONALD G. EVANGELISTA	ERIC W. STOWE	RONALD G. EVANGELISTA	SCATTER	BLANK AND VOID
		REP	REP	CON	CON		
Chili							
1	332	84	86	49	45	1	67
2	570	195	178	49	52	0	96
3	396	103	90	37	39	0	127
4	264	81	80	28	27	0	48
5	350	90	90	33	32	2	103
6	408	119	107	43	45	0	94
7	220	54	49	17	15	2	83
8	398	127	126	37	37	0	71
9	416	117	121	34	32	1	111
10	228	61	56	38	37	0	36
11	386	115	107	32	33	4	95
12	406	128	115	33	40	1	89
13	608	200	188	55	53	2	110
14	426	124	119	52	52	0	79
15	320	89	88	34	33	1	75
16	734	224	213	72	68	1	156
17	970	293	278	95	101	0	203
18	344	95	86	35	32	0	96
19	388	106	111	29	28	6	108
20	520	122	125	64	60	2	147
21	278	77	80	31	28	0	62
22	340	85	79	27	25	1	123
23	324	99	95	32	32	0	66
24	712	183	181	64	65	0	219
25	236	66	58	24	28	0	60
26	522	152	136	62	70	0	102
27	352	93	90	35	41	0	93
28	286	73	67	28	29	0	89
29	312	74	75	41	37	0	85
30	142	33	33	16	14	1	45
31	404	109	109	41	37	0	108
32	372	110	108	35	38	2	79
GRAND TOTAL:	<u>12,964</u>	<u>3,681</u>	<u>3,524</u>	<u>1,302</u>	<u>1,305</u>	<u>27</u>	<u>3,125</u>

TOWN OF CHILI
MEMBER OF TOWN COUNCIL
(VOTE FOR 2)

LEGISLATIVE DISTRICT OR TOWN	TOTAL VOTES	GAVIN J. BARRY DEM	GWENDOLYN J. CLIFTON DEM	MARK L. DECORY REP	MARY C. SPERR REP	MARK L. DECORY CON	MARY C. SPERR CON	SCATTER	BLANK AND VOID
Chili									
1	332	50	55	62	69	38	40	0	18
2	570	63	67	156	171	41	49	0	23
3	396	76	80	67	71	34	36	0	32
4	264	29	32	70	72	24	25	0	12
5	350	65	61	70	74	27	26	2	25
6	408	53	60	99	101	33	36	0	26
7	220	49	52	39	38	10	10	0	22
8	398	37	39	108	111	41	38	0	24
9	416	78	78	88	99	25	24	0	24
10	228	28	30	46	54	29	30	0	11
11	386	57	57	93	98	26	28	0	27
12	406	60	66	92	101	31	30	0	26
13	608	67	60	172	182	47	56	0	24
14	426	59	54	96	105	42	44	0	26
15	320	50	48	70	74	28	27	0	23
16	734	89	89	199	207	60	61	0	29
17	970	139	132	239	256	76	78	0	50
18	344	47	49	84	92	28	29	0	15
19	388	72	75	91	90	20	19	1	20
20	520	109	107	93	105	41	45	0	20
21	278	40	42	67	74	20	19	0	16
22	340	80	84	59	62	10	13	0	32
23	324	52	51	76	87	22	25	0	11
24	712	127	131	147	142	59	65	0	41
25	236	57	54	38	42	15	16	0	14
26	522	59	62	133	129	56	59	0	24
27	352	51	50	80	80	27	29	0	35
28	286	51	50	56	57	23	22	0	27
29	312	54	54	63	68	32	31	0	10
30	142	27	27	25	26	14	13	0	10
31	404	80	81	82	89	25	25	0	22
32	372	42	44	95	98	37	36	0	20
GRAND TOTAL:	<u>12,964</u>	<u>1,997</u>	<u>2,021</u>	<u>2,955</u>	<u>3,124</u>	<u>1,041</u>	<u>1,084</u>	<u>3</u>	<u>739</u>

TOWN OF CLARKSON
SUPERVISOR

LEGISLATIVE DISTRICT OR TOWN	TOTAL VOTES	WILLIAM C. FINE DEM	CHRISTA L. FILIPOWICZ REP	CHRISTA L. FILIPOWICZ CON	SCATTER	BLANK AND VOID
Clarkson						
1	343	91	171	73	0	8
2	43	8	25	5	0	5
3	236	83	102	41	0	10
4	368	83	199	79	1	6
5	426	125	212	74	0	15
6	205	73	96	32	0	4
GRAND TOTAL:	1,621	463	805	304	1	48

TOWN OF CLARKSON
TOWN CLERK
(TWO YEAR TERM)

LEGISLATIVE DISTRICT OR TOWN	TOTAL VOTES	SUSAN A. HENSHAW REP	SUSAN A. HENSHAW CON	SCATTER	BLANK AND VOID
Clarkson					
1	343	208	86	0	49
2	43	28	8	0	7
3	236	134	51	0	51
4	368	231	92	0	45
5	426	257	96	4	69
6	205	124	39	1	41
GRAND TOTAL:	<u>1,621</u>	<u>982</u>	<u>372</u>	<u>5</u>	<u>262</u>

TOWN OF CLARKSON
TOWN JUSTICE

LEGISLATIVE DISTRICT OR TOWN	TOTAL VOTES	IAN E. PENDERS	IAN E. PENDERS	SCATTER	BLANK AND VOID
		REP	CON		
Clarkson					
1	343	199	88	0	56
2	43	26	8	0	9
3	236	124	49	0	63
4	368	220	94	0	54
5	426	255	97	4	70
6	205	119	35	1	50
GRAND TOTAL:	<u>1,621</u>	<u>943</u>	<u>371</u>	<u>5</u>	<u>302</u>

TOWN OF CLARKSON
MEMBER OF TOWN COUNCIL
(VOTE FOR 2)

LEGISLATIVE DISTRICT OR TOWN	TOTAL VOTES	SHELDON A. MEYERS DEM	NICHOLAS A. D'AMURO REP	JOHN K. CULHANE REP	NICHOLAS A. D'AMURO CON	JOHN K. CULHANE CON	SCATTER	BLANK AND VOID
Clarkson								
1	686	98	170	180	76	76	0	86
2	86	9	24	23	7	8	0	15
3	472	100	101	113	39	42	0	77
4	736	96	194	202	70	89	0	85
5	852	144	205	224	77	84	3	115
6	410	82	96	98	32	31	1	70
GRAND TOTAL:	3,242	529	790	840	301	330	4	448

TOWN OF CLARKSON
SUPERINTENDENT OF HIGHWAYS

LEGISLATIVE DISTRICT OR TOWN	TOTAL VOTES	ROBERT M. VISCARDI REP	ROBERT M. VISCARDI CON	SCATTER	BLANK AND VOID
Clarkson					
1	343	200	92	0	51
2	43	25	8	0	10
3	236	127	53	1	55
4	368	227	92	0	49
5	426	263	94	5	64
6	205	124	36	1	44
GRAND TOTAL:	<u>1,621</u>	<u>966</u>	<u>375</u>	<u>7</u>	<u>273</u>

TOWN OF GATES
SUPERVISOR

LEGISLATIVE DISTRICT OR TOWN	TOTAL VOTES	COSMO A. GIUNTA REP	COSMO A. GIUNTA CON	SCATTER	BLANK AND VOID
Gates					
1	98	45	20	2	31
2	123	73	28	1	21
3	122	85	12	0	25
4	135	69	29	2	35
5	234	138	38	0	58
6	153	81	25	2	45
7	348	216	64	1	67
8	132	94	23	1	14
9	140	82	17	0	41
10	90	46	11	0	33
11	98	55	20	0	23
12	87	54	12	1	20
13	134	80	14	1	39
14	88	59	14	2	13
15	229	145	29	0	55
16	129	72	26	1	30
17	130	70	26	2	32
18	174	94	37	1	42
19	143	81	34	0	28
20	144	82	32	0	30
21	136	85	19	0	32
22	133	70	21	4	38
23	143	70	33	1	39
24	285	163	50	1	71
25	114	66	24	1	23
26	182	106	48	0	28
27	192	114	27	2	49
28	127	82	14	1	30
29	125	71	17	1	36
30	112	65	20	1	26
31	119	85	15	1	18
32	163	87	35	1	40
33	57	28	13	1	15
34	122	77	17	0	28
35	92	51	15	0	26
GRAND TOTAL:	<u>5,033</u>	<u>2,941</u>	<u>879</u>	<u>32</u>	<u>1,181</u>

TOWN OF GATES
TOWN JUSTICE
(VOTE FOR 2)

LEGISLATIVE DISTRICT OR TOWN	TOTAL VOTES	PETER P. PUPATELLI REP	FRANK M. CASSARA REP	PETER P. PUPATELLI CON	FRANK M. CASSARA CON	SCATTER	BLANK AND VOID
Gates							
1	196	44	44	19	19	2	68
2	246	66	58	29	28	2	63
3	244	81	80	11	14	0	58
4	270	70	66	30	32	0	72
5	468	129	129	33	40	0	137
6	306	73	73	23	23	3	111
7	696	206	203	62	69	0	156
8	264	90	87	24	22	0	41
9	280	78	78	17	18	0	89
10	180	47	44	11	12	0	66
11	196	57	51	17	18	0	53
12	174	49	43	12	15	0	55
13	268	72	68	20	17	2	89
14	176	52	49	14	15	1	45
15	458	129	116	28	33	0	152
16	258	70	64	21	27	1	75
17	260	70	64	25	26	2	73
18	348	93	91	34	35	0	95
19	286	80	80	34	32	0	60
20	288	77	79	29	30	0	73
21	272	81	73	22	21	0	75
22	266	65	64	23	22	6	86
23	286	62	62	30	30	2	100
24	570	152	151	49	53	0	165
25	228	65	62	21	19	0	61
26	364	105	105	45	43	0	66
27	384	107	110	28	26	0	113
28	254	81	80	14	12	1	66
29	250	66	61	18	18	1	86
30	224	61	57	20	20	2	64
31	238	76	79	15	15	1	52
32	326	82	86	37	40	1	80
33	114	28	28	12	13	1	32
34	244	74	72	18	19	0	61
35	184	52	50	14	15	0	53
GRAND TOTAL:	<u>10,066</u>	<u>2,790</u>	<u>2,707</u>	<u>859</u>	<u>891</u>	<u>28</u>	<u>2,791</u>

TOWN OF GATES
MEMBER OF TOWN COUNCIL
(VOTE FOR 2)

LEGISLATIVE DISTRICT OR TOWN	TOTAL VOTES	THHERESA E. MAY	LEE CORDERO	ANDREW LOUGHLIN	LEE CORDERO	ANDREW LOUGHLIN	SCATTER	BLANK AND VOID
		DEM	REP	REP	CON	CON		
Gates								
1	196	45	33	35	20	18	2	43
2	246	44	59	52	20	20	1	50
3	244	45	72	74	7	9	0	37
4	270	47	64	61	26	30	0	42
5	468	108	102	109	32	35	0	82
6	306	64	71	68	19	22	1	61
7	696	109	194	182	49	54	2	106
8	264	32	83	80	18	25	2	24
9	280	55	74	71	14	12	0	54
10	180	45	35	39	9	10	0	42
11	196	37	45	50	15	15	0	34
12	174	35	39	44	8	11	0	37
13	268	51	64	64	17	16	0	56
14	176	30	43	41	10	13	0	39
15	458	92	111	106	23	25	0	101
16	258	47	62	62	17	23	0	47
17	260	49	58	64	25	26	0	38
18	348	45	86	84	33	34	0	66
19	286	51	70	69	23	30	0	43
20	288	56	65	70	24	25	0	48
21	272	52	63	60	19	16	0	62
22	266	62	56	57	20	21	3	47
23	286	54	61	58	28	26	1	58
24	570	104	136	144	38	43	0	105
25	228	36	57	62	18	17	1	37
26	364	53	93	100	41	41	0	36
27	384	81	88	94	21	22	0	78
28	254	41	70	78	15	12	1	37
29	250	49	57	61	16	18	1	48
30	224	32	60	59	15	16	0	42
31	238	31	73	75	11	17	0	31
32	326	64	68	80	32	39	0	43
33	114	27	23	23	7	10	0	24
34	244	38	72	68	15	14	0	37
35	184	34	47	48	11	16	0	28
GRAND TOTAL:	<u>10,066</u>	<u>1,845</u>	<u>2,454</u>	<u>2,492</u>	<u>716</u>	<u>781</u>	<u>15</u>	<u>1,763</u>

TOWN OF GREECE
SUPERVISOR

LEGISLATIVE DISTRICT OR TOWN	TOTAL VOTES	JAMES F. LEARY, JR.	BILL REILICH	BILL REILICH	SCATTER	BLANK AND VOID
		DEM	REP	CON		
Greece						
1	165	51	83	29	0	2
2	230	78	107	40	0	5
3	122	40	62	19	0	1
4	116	43	57	15	0	1
5	92	35	41	14	0	2
6	86	40	36	8	0	2
7	136	53	55	21	0	7
8	105	26	58	18	0	3
9	118	39	63	13	0	3
10	115	35	63	15	0	2
11	47	17	22	8	0	0
12	89	44	35	10	0	0
13	123	48	58	14	0	3
14	95	43	36	16	0	0
15	173	52	84	29	0	8
16	121	43	62	16	0	0
17	222	71	110	37	0	4
18	196	61	88	38	0	9
19	110	50	49	10	0	1
20	112	42	56	9	0	5
21	194	79	80	31	0	4
22	101	36	53	9	0	3
23	204	65	101	29	0	9
24	237	78	124	31	1	3
25	137	55	64	17	0	1
26	11	6	4	1	0	0
27	239	75	115	47	0	2
28	228	86	102	35	0	5
29	151	43	83	24	0	1
30	287	97	148	35	0	7
31	143	46	67	24	0	6
32	114	48	46	17	0	3
33	193	55	98	37	0	3
34	202	62	105	29	1	5
35	142	58	56	25	0	3
36	212	69	110	25	0	8
37	146	52	65	27	0	2
38	245	79	127	36	0	3
39	97	32	39	26	0	0
40	98	37	46	12	0	3
41	239	96	107	30	0	6
42	126	48	53	19	0	6

TOWN OF GREECE
SUPERVISOR

LEGISLATIVE DISTRICT OR TOWN	TOTAL VOTES	JAMES F. LEARY, JR.	BILL REILICH	BILL REILICH	SCATTER	BLANK AND VOID
		DEM	REP	CON		
Greece						
43	191	57	91	39	0	4
44	245	80	115	47	0	3
45	299	79	168	41	0	11
46	92	39	39	12	0	2
47	172	62	76	31	0	3
48	9	6	2	1	0	0
49	119	49	50	18	0	2
50	163	51	85	24	0	3
51	87	33	40	12	0	2
52	222	68	119	32	1	2
53	114	34	58	14	0	8
54	216	63	112	34	0	7
55	120	41	53	24	0	2
56	216	94	99	21	0	2
57	145	41	74	26	1	3
58	215	76	112	22	1	4
59	71	35	23	11	0	2
60	135	44	61	28	0	2
61	132	46	61	24	0	1
62	189	65	93	28	0	3
63	156	76	55	24	0	1
64	121	42	58	18	0	3
65	160	54	82	20	0	4
66	79	29	38	10	1	1
67	137	30	79	25	0	3
68	192	65	89	34	0	4
69	111	46	49	16	0	0
70	579	161	322	84	1	11
71	206	83	91	28	0	4
72	259	89	124	40	1	5
73	69	16	37	15	0	1
74	108	29	65	13	0	1
75	113	36	59	14	1	3
76	184	40	111	30	0	3
77	171	43	88	34	0	6
78	17	7	8	1	0	1
79	360	109	173	68	2	8
80	258	80	135	38	0	5
81	114	41	59	9	0	5
82	116	49	43	17	1	6
83	75	28	35	11	0	1
84	183	56	97	28	1	1

TOWN OF GREECE
SUPERVISOR

LEGISLATIVE DISTRICT OR TOWN	TOTAL VOTES	JAMES F. LEARY, JR. DEM	BILL REILICH REP	BILL REILICH CON	SCATTER	BLANK AND VOID
Greece						
85	215	84	94	29	0	8
86	214	64	102	43	0	5
87	136	54	55	24	0	3
88	228	94	99	34	0	1
89	140	47	72	21	0	0
90	225	77	100	42	0	6
91	361	127	162	58	1	13
92	233	80	112	35	0	6
93	206	84	88	22	0	12
94	212	78	95	33	0	6
95	89	39	41	6	0	3
96	190	74	85	27	0	4
97	327	90	175	57	0	5
98	258	98	114	39	0	7
99	221	58	116	43	0	4
100	268	78	134	45	0	11
101	126	41	61	22	0	2
102	271	74	156	38	0	3
103	223	71	101	44	0	7
104	142	43	67	27	0	5
105	279	64	163	40	0	12
106	178	51	96	27	0	4
107	150	47	66	33	0	4
108	184	62	91	28	0	3
109	243	92	99	36	1	15
GRAND TOTAL:	<u>18,558</u>	<u>6,256</u>	<u>8,990</u>	<u>2,864</u>	<u>15</u>	<u>433</u>

TOWN OF GREECE
TOWN JUSTICE
(VOTE FOR 4)
PART 1

LEGISLATIVE DISTRICT OR TOWN	TOTAL VOTES	KAREN A. BOVENZI DEM	BRIDGET A. O'TOOLE DEM	LOUIS J. BUDUSON, JR. DEM	MICKI MCCRAMER- WOJDYLO DEM	BRETT C. GRANVILLE REP	DEB CROWDER REP	VINCENT B. CAMPBELL REP	SHANNON J. O'KEEFE- PERO REP
Greece									
1	660	49	56	39	40	60	68	71	64
2	920	69	66	66	63	106	96	108	99
3	488	41	35	35	28	51	50	59	51
4	464	42	38	31	29	57	56	59	52
5	368	30	30	27	26	35	39	34	32
6	344	30	32	27	26	37	34	40	33
7	544	52	51	48	42	48	55	49	46
8	420	29	27	25	21	53	51	51	49
9	472	40	41	32	32	51	55	59	50
10	460	30	28	26	27	61	58	64	59
11	188	18	18	16	15	20	21	20	18
12	356	43	38	34	33	32	30	32	31
13	492	50	48	43	40	51	41	48	42
14	380	40	36	39	36	31	33	31	33
15	692	48	47	39	38	73	93	77	68
16	484	36	32	33	26	57	57	59	58
17	888	67	70	55	52	99	96	106	93
18	784	62	63	55	49	77	81	82	82
19	440	45	42	39	36	45	39	45	38
20	448	44	41	33	31	46	43	48	47
21	776	67	72	59	59	77	73	79	63
22	404	38	35	34	27	46	40	52	42
23	816	73	73	66	50	86	79	87	72
24	948	71	71	62	53	115	119	123	107
25	548	55	57	48	44	45	49	60	47
26	44	4	7	3	2	4	2	5	4

TOWN OF GREECE
TOWN JUSTICE
(VOTE FOR 4)
PART 1

LEGISLATIVE DISTRICT OR TOWN	TOTAL VOTES	KAREN A. BOVENZI DEM	BRIDGET A. O'TOOLE DEM	LOUIS J. BUDUSON, JR. DEM	MICKI MCCRAMER- WOJDYLO DEM	BRETT C. GRANVILLE REP	DEB CROWDER REP	VINCENT B. CAMPBELL REP	SHANNON J. O'KEEFE- PERO REP
Greece									
27	956	70	66	69	52	107	97	106	94
28	912	56	64	47	38	100	98	111	97
29	604	50	52	39	41	62	71	74	63
30	1,148	80	87	70	66	126	130	139	121
31	572	39	36	29	26	59	66	62	59
32	456	50	45	42	42	36	40	39	40
33	772	50	53	51	37	91	86	87	85
34	808	66	59	55	47	82	87	88	84
35	568	50	49	38	34	51	55	53	51
36	848	63	66	46	44	93	93	99	88
37	584	47	45	39	35	57	61	67	56
38	980	76	69	57	53	105	102	121	94
39	388	31	29	30	26	37	36	36	31
40	392	34	37	25	26	43	44	48	46
41	956	94	83	70	71	85	83	100	84
42	504	46	45	40	39	53	47	48	44
43	764	47	45	38	37	84	89	92	91
44	980	68	73	61	55	100	108	101	97
45	1,196	56	58	60	44	161	162	158	158
46	368	32	35	35	30	30	34	32	29
47	688	51	58	47	44	76	68	79	73
48	36	6	4	6	4	1	1	1	2
49	476	46	45	38	39	47	42	52	41
50	652	36	46	37	28	96	75	89	71
51	348	31	31	25	22	35	39	40	36
52	888	72	68	58	52	100	107	106	95

TOWN OF GREECE
TOWN JUSTICE
(VOTE FOR 4)
PART 1

LEGISLATIVE DISTRICT OR TOWN	TOTAL VOTES	KAREN A. BOVENZI DEM	BRIDGET A. O'TOOLE DEM	LOUIS J. BUDUSON, JR. DEM	MICKI MCCRAMER- WOJDYLO DEM	BRETT C. GRANVILLE REP	DEB CROWDER REP	VINCENT B. CAMPBELL REP	SHANNON J. O'KEEFE- PERO REP
Greece									
53	456	26	28	24	20	59	66	60	60
54	864	43	43	31	28	116	125	118	107
55	480	27	37	30	19	59	55	59	57
56	864	87	89	74	71	100	86	94	85
57	580	40	39	37	34	60	61	59	57
58	860	75	82	69	61	101	97	110	87
59	284	31	29	28	25	21	22	19	24
60	540	39	38	33	31	60	58	62	51
61	528	33	30	23	25	50	57	59	47
62	756	54	64	58	46	90	85	95	84
63	624	64	67	61	54	53	53	50	49
64	484	38	32	33	29	57	56	56	51
65	640	60	51	43	38	71	79	77	67
66	316	31	29	31	28	34	33	33	26
67	548	21	21	22	15	69	79	76	71
68	768	45	48	44	40	99	87	103	92
69	444	38	40	36	37	53	47	54	45
70	2,316	137	143	116	105	293	306	296	297
71	824	80	87	63	59	75	75	83	79
72	1,036	82	86	70	64	108	109	115	103
73	276	15	17	13	11	31	34	33	24
74	432	37	38	25	25	47	54	60	49
75	452	35	33	27	24	48	53	56	47
76	736	37	44	30	24	92	96	106	96
77	684	45	45	35	26	78	77	79	77
78	68	8	8	5	4	7	5	4	2

TOWN OF GREECE
TOWN JUSTICE
(VOTE FOR 4)
PART 1

LEGISLATIVE DISTRICT OR TOWN	TOTAL VOTES	KAREN A. BOVENZI DEM	BRIDGET A. O'TOOLE DEM	LOUIS J. BUDUSON, JR. DEM	MICKI MCCRAMER- WOJDYLO DEM	BRETT C. GRANVILLE REP	DEB CROWDER REP	VINCENT B. CAMPBELL REP	SHANNON J. O'KEEFE- PERO REP
Greece									
79	1,440	103	108	79	77	149	156	164	149
80	1,032	78	76	56	56	129	119	131	115
81	456	43	37	34	33	58	56	56	57
82	464	51	57	44	41	38	33	41	37
83	300	33	27	29	26	25	24	26	24
84	732	47	45	41	37	85	87	92	85
85	860	70	69	52	53	89	83	93	83
86	856	51	61	50	44	94	92	101	90
87	544	54	53	42	43	45	52	57	53
88	912	86	97	71	70	91	90	93	86
89	560	47	43	37	37	56	60	64	53
90	900	49	53	42	35	107	113	108	101
91	1,444	111	115	102	81	158	158	163	155
92	932	75	68	60	57	96	103	102	92
93	824	89	87	70	69	70	81	75	77
94	848	76	66	60	53	88	94	90	84
95	356	37	33	33	34	39	37	37	34
96	760	64	64	55	43	84	81	86	80
97	1,308	85	91	64	58	154	156	156	137
98	1,032	91	89	76	69	115	111	126	101
99	884	56	53	49	40	95	97	98	98
100	1,072	80	92	66	58	106	106	120	102
101	504	35	36	28	27	57	54	53	52
102	1,084	78	73	60	56	130	135	136	118
103	892	65	57	49	46	93	97	98	89
104	568	32	37	29	21	74	66	65	51

TOWN OF GREECE
TOWN JUSTICE
(VOTE FOR 4)
PART 1

LEGISLATIVE DISTRICT OR TOWN	TOTAL VOTES	KAREN A. BOVENZI DEM	BRIDGET A. O'TOOLE DEM	LOUIS J. BUDUSON, JR. DEM	MICKI MCCRAMER- WOJDYLO DEM	BRETT C. GRANVILLE REP	DEB CROWDER REP	VINCENT B. CAMPBELL REP	SHANNON J. O'KEEFE- PERO REP
Greece									
105	1,116	78	87	60	52	137	130	146	126
106	712	45	48	29	28	88	87	94	75
107	600	33	33	28	28	63	63	72	65
108	736	52	54	47	41	82	91	84	73
109	972	77	78	64	55	98	101	103	115
GRAND TOTAL:	<u>74,232</u>	<u>5,719</u>	<u>5,757</u>	<u>4,833</u>	<u>4,368</u>	<u>8,104</u>	<u>8,147</u>	<u>8,522</u>	<u>7,701</u>

TOWN OF GREECE
TOWN JUSTICE
(VOTE FOR 4)
PART 2

LEGISLATIVE DISTRICT OR TOWN	TOTAL VOTES	BRETT C. GRANVILLE CON	DEB CROWDER CON	VINCENT B. CAMPBELL CON	SHANNON J. O'KEEFE- PERO CON	BRIDGET A. O'TOOLE WOR	SCATTER	BLANK AND VOID
Greece								
1	660	24	26	31	26	6	1	99
2	920	36	37	37	33	7	0	97
3	488	22	22	22	20	7	0	45
4	464	17	15	13	12	2	0	41
5	368	14	11	14	10	5	0	61
6	344	7	10	10	7	3	0	48
7	544	20	15	21	15	4	0	78
8	420	14	17	15	14	9	0	45
9	472	13	13	13	16	10	0	47
10	460	14	14	15	15	8	0	41
11	188	4	8	8	5	4	0	13
12	356	8	10	10	10	6	0	39
13	492	12	13	15	15	7	0	67
14	380	19	19	18	18	5	0	22
15	692	23	27	29	23	6	0	101
16	484	15	19	13	16	3	0	60
17	888	37	41	38	35	5	0	94
18	784	32	36	33	28	9	0	95
19	440	11	13	15	10	11	0	51
20	448	14	16	11	12	3	0	59
21	776	31	31	35	35	10	0	85
22	404	6	14	10	10	3	0	47
23	816	28	26	26	23	9	0	118
24	948	29	30	28	31	7	0	102
25	548	16	16	17	15	3	0	76
26	44	1	1	1	1	0	0	9

TOWN OF GREECE
TOWN JUSTICE
(VOTE FOR 4)
PART 2

LEGISLATIVE DISTRICT OR TOWN	TOTAL VOTES	BRETT C. GRANVILLE CON	DEB CROWDER CON	VINCENT B. CAMPBELL CON	SHANNON J. O'KEEFE- PERO CON	BRIDGET A. O'TOOLE WOR	SCATTER	BLANK AND VOID
Greece								
27	956	39	43	42	41	10	0	120
28	912	42	46	42	43	8	0	120
29	604	25	22	28	23	4	0	50
30	1,148	41	46	41	40	12	0	149
31	572	28	26	25	28	6	0	83
32	456	15	16	16	16	8	0	51
33	772	33	36	36	33	11	0	83
34	808	31	37	33	33	6	0	100
35	568	29	29	22	25	13	0	69
36	848	30	29	36	28	10	0	123
37	584	28	27	26	27	5	0	64
38	980	34	41	37	37	10	0	144
39	388	25	24	25	23	2	0	33
40	392	11	8	11	9	4	0	46
41	956	29	40	31	39	12	0	135
42	504	17	17	17	11	4	0	76
43	764	36	35	36	34	9	0	91
44	980	45	40	46	41	10	0	135
45	1,196	38	44	43	41	10	0	163
46	368	16	15	17	14	4	0	45
47	688	31	29	30	33	7	0	62
48	36	1	1	1	1	0	0	7
49	476	18	17	21	18	5	0	47
50	652	23	24	20	28	5	1	73
51	348	11	13	12	12	3	0	38
52	888	30	29	34	28	7	0	102

TOWN OF GREECE
TOWN JUSTICE
(VOTE FOR 4)
PART 2

LEGISLATIVE DISTRICT OR TOWN	TOTAL VOTES	BRETT C. GRANVILLE CON	DEB CROWDER CON	VINCENT B. CAMPBELL CON	SHANNON J. O'KEEFE- PERO CON	BRIDGET A. O'TOOLE WOR	SCATTER	BLANK AND VOID
Greece								
53	456	14	13	14	13	3	0	56
54	864	31	36	32	28	6	0	120
55	480	21	22	23	20	2	0	49
56	864	23	21	21	20	9	0	84
57	580	26	32	29	30	6	0	70
58	860	24	23	26	22	4	4	75
59	284	9	9	10	10	3	0	44
60	540	25	26	25	27	8	0	57
61	528	28	30	32	29	4	0	81
62	756	25	30	28	26	4	0	67
63	624	25	23	27	26	5	0	67
64	484	19	17	16	19	7	0	54
65	640	18	20	18	17	10	0	71
66	316	11	11	10	9	3	0	27
67	548	28	27	24	22	8	0	65
68	768	32	35	38	33	7	0	65
69	444	15	16	16	16	4	0	27
70	2,316	86	92	90	82	6	1	266
71	824	34	33	32	28	6	0	90
72	1,036	40	41	38	40	15	0	125
73	276	17	18	15	16	1	0	31
74	432	11	9	12	11	3	0	51
75	452	11	11	12	13	3	0	79
76	736	27	32	31	30	3	0	88
77	684	30	33	33	29	6	0	91
78	68	1	1	1	3	1	0	18

TOWN OF GREECE
TOWN JUSTICE
(VOTE FOR 4)
PART 2

LEGISLATIVE DISTRICT OR TOWN	TOTAL VOTES	BRETT C. GRANVILLE CON	DEB CROWDER CON	VINCENT B. CAMPBELL CON	SHANNON J. O'KEEFE- PERO CON	BRIDGET A. O'TOOLE WOR	SCATTER	BLANK AND VOID
Greece								
79	1,440	68	71	77	69	15	0	155
80	1,032	36	38	38	36	9	0	115
81	456	9	8	11	6	7	0	41
82	464	18	19	17	19	4	0	45
83	300	10	11	11	8	6	0	40
84	732	30	31	29	30	9	0	84
85	860	37	34	36	35	15	0	111
86	856	47	40	44	43	8	0	91
87	544	26	25	24	23	1	0	46
88	912	34	32	35	32	5	0	90
89	560	17	17	18	16	3	0	92
90	900	48	50	45	45	8	0	96
91	1,444	62	64	63	51	10	0	151
92	932	31	33	36	30	8	0	141
93	824	25	24	26	23	4	0	104
94	848	33	39	40	36	6	0	83
95	356	7	9	5	6	6	0	39
96	760	25	31	26	25	2	0	94
97	1,308	54	51	57	55	6	4	180
98	1,032	36	40	38	37	13	0	90
99	884	42	44	46	38	11	0	117
100	1,072	46	49	49	47	8	0	143
101	504	26	25	26	26	7	0	52
102	1,084	38	41	41	37	5	1	135
103	892	43	43	47	40	10	0	115
104	568	24	26	28	25	4	0	86

TOWN OF GREECE
TOWN JUSTICE
(VOTE FOR 4)
PART 2

LEGISLATIVE DISTRICT OR TOWN	TOTAL VOTES	BRETT C. GRANVILLE CON	DEB CROWDER CON	VINCENT B. CAMPBELL CON	SHANNON J. O'KEEFE- PERO CON	BRIDGET A. O'TOOLE WOR	SCATTER	BLANK AND VOID
Greece								
105	1,116	41	43	46	39	2	0	129
106	712	33	39	36	34	4	0	72
107	600	32	33	33	30	5	0	82
108	736	28	28	32	24	2	0	98
109	972	41	43	37	46	5	0	109
GRAND TOTAL:	74,232	2,851	2,976	2,976	2,791	682	12	8,793

TOWN OF GREECE
MEMBER OF TOWN COUNCIL
WARD 1

LEGISLATIVE DISTRICT OR TOWN	TOTAL VOTES	RUMELLA T. CAMERON	MIKE BARRY	MIKE BARRY	SCATTER	BLANK AND VOID
		DEM	REP	CON		
Greece						
1	165	49	74	32	0	10
5	92	34	38	15	0	5
6	86	32	42	9	0	3
7	136	48	58	22	0	8
11	47	15	26	6	0	0
12	89	37	37	12	0	3
21	194	64	87	39	0	4
22	101	32	56	8	0	5
25	137	47	68	16	0	6
26	11	5	5	1	0	0
30	287	69	156	42	0	20
31	143	33	72	23	0	15
35	142	49	64	25	0	4
38	245	65	130	40	0	10
41	239	80	112	34	0	13
43	191	44	100	36	0	11
46	92	29	42	15	0	6
47	172	44	93	32	0	3
48	9	6	2	1	0	0
71	206	70	94	33	0	9
74	108	25	64	13	0	6
78	17	7	7	1	0	2
79	360	87	181	73	0	19
82	116	49	41	20	0	6
84	183	40	104	30	0	9
89	140	37	78	18	0	7
98	258	75	133	37	0	13
99	221	56	111	47	0	7
106	178	31	110	31	0	6
GRAND TOTAL:	<u>4,365</u>	<u>1,259</u>	<u>2,185</u>	<u>711</u>	<u>0</u>	<u>210</u>

TOWN OF GREECE
MEMBER OF TOWN COUNCIL
WARD 2

LEGISLATIVE DISTRICT OR TOWN	TOTAL VOTES	JENNA N. CURCIO	WILLIAM F. MURPHY	WILLIAM F. MURPHY	JENNA N. CURCIO	SCATTER	BLANK AND VOID
		DEM	REP	CON	WOR		
Greece							
3	122	33	63	19	6	0	1
13	123	43	60	12	3	0	5
15	173	49	82	23	5	0	14
36	212	64	97	31	8	0	12
39	97	28	38	25	4	0	2
42	126	46	53	17	7	0	3
50	163	41	86	22	4	0	10
51	87	31	37	14	1	0	4
52	222	69	111	30	6	1	5
53	114	30	59	15	2	0	8
56	216	88	96	21	5	0	6
58	215	79	98	22	4	1	11
60	135	36	63	26	3	0	7
62	189	58	87	26	6	0	12
64	121	39	52	18	6	0	6
66	79	27	32	9	5	0	6
69	111	33	58	16	2	0	2
72	259	75	115	41	7	0	21
73	69	21	31	16	0	0	1
75	113	31	59	10	1	0	12
77	171	39	86	31	3	0	12
80	258	70	131	39	9	0	9
85	215	66	98	34	9	0	8
88	228	94	94	32	4	0	4
95	89	32	40	7	5	0	5
96	190	60	88	27	6	0	9
97	327	76	164	56	7	1	23
101	126	38	53	23	6	0	6
104	142	34	72	23	2	0	11
GRAND TOTAL:	<u>4,692</u>	<u>1,430</u>	<u>2,203</u>	<u>685</u>	<u>136</u>	<u>3</u>	<u>235</u>

TOWN OF GREECE
MEMBER OF TOWN COUNCIL
WARD 3

LEGISLATIVE DISTRICT OR TOWN	TOTAL VOTES	SCOTT M. FARINA DEM	MICHAEL J. BLOOMER REP	MICHAEL J. BLOOMER CON	SCATTER	BLANK AND VOID
Greece						
4	116	40	51	15	0	10
8	105	31	54	12	0	8
9	118	44	54	12	0	8
10	115	30	64	17	0	4
14	95	41	32	18	0	4
17	222	75	97	36	0	14
18	196	63	84	33	0	16
19	110	47	45	10	0	8
20	112	41	51	11	0	9
23	204	70	92	24	0	18
29	151	49	73	24	0	5
32	114	51	40	16	0	7
37	146	47	65	27	0	7
40	98	32	50	10	0	6
49	119	46	51	19	0	3
55	120	33	57	22	0	8
59	71	33	21	10	0	7
61	132	41	52	28	0	11
63	156	72	49	26	0	9
65	160	51	74	18	0	17
67	137	27	75	25	0	10
68	192	57	93	34	0	8
81	114	41	57	9	0	7
83	75	35	24	8	0	8
87	136	53	54	24	0	5
93	206	82	85	23	0	16
94	212	71	89	37	0	15
GRAND TOTAL:	<u>3,732</u>	<u>1,303</u>	<u>1,633</u>	<u>548</u>	<u>0</u>	<u>248</u>

TOWN OF GREECE
MEMBER OF TOWN COUNCIL
WARD 4

LEGISLATIVE DISTRICT OR TOWN	TOTAL VOTES	JESSICA J. VACCHETTO	DIANA M. CHRISTODARO	DIANA M. CHRISTODARO	JESSICA J. VACCHETTO	SCATTER	BLANK AND VOID
		DEM	REP	CON	WOR		
Greece							
2	230	58	107	39	9	0	17
16	121	30	62	17	5	0	7
24	237	65	125	28	7	0	12
27	239	68	105	43	9	0	14
28	228	53	116	41	6	0	12
33	193	52	85	36	6	0	14
34	202	58	92	33	8	0	11
44	245	72	107	48	4	0	14
45	299	61	171	44	6	1	16
54	216	40	125	34	2	0	15
57	145	41	64	26	3	0	11
70	579	132	319	90	9	0	29
76	184	41	108	25	2	0	8
86	214	56	101	47	2	0	8
90	225	48	111	44	8	1	13
91	361	103	171	59	9	0	19
92	233	76	103	33	7	0	14
100	268	90	108	44	6	0	20
102	271	68	147	38	2	0	16
103	223	64	95	42	6	0	16
105	279	59	158	43	4	0	15
107	150	39	67	32	5	0	7
108	184	51	92	30	2	0	9
109	243	75	105	45	7	0	11
GRAND TOTAL:	<u>5,769</u>	<u>1,500</u>	<u>2,844</u>	<u>961</u>	<u>134</u>	<u>2</u>	<u>328</u>

TOWN OF GREECE
RECEIVER OF TAXES

LEGISLATIVE DISTRICT OR TOWN	TOTAL VOTES	ANDREW J. CONLON REP	ANDREW J. CONLON CON	SCATTER	BLANK AND VOID
Greece					
1	165	89	36	1	39
2	230	130	39	0	61
3	122	76	26	1	19
4	116	72	16	0	28
5	92	41	22	0	29
6	86	47	16	0	23
7	136	70	31	1	34
8	105	64	17	0	24
9	118	78	22	0	18
10	115	73	23	0	19
11	47	29	10	0	8
12	89	53	14	1	21
13	123	72	23	0	28
14	95	40	23	2	30
15	173	101	32	0	40
16	121	76	27	0	18
17	222	130	49	0	43
18	196	105	42	1	48
19	110	62	20	2	26
20	112	73	17	0	22
21	194	103	45	0	46
22	101	64	17	0	20
23	204	112	35	2	55
24	237	155	39	0	43
25	137	71	22	0	44
26	11	8	1	0	2
27	239	139	56	1	43
28	228	133	51	0	44
29	151	93	31	0	27
30	287	158	59	2	68
31	143	75	37	0	31
32	114	54	23	1	36
33	193	115	43	0	35
34	202	110	39	3	50
35	142	68	36	0	38
36	212	124	42	0	46
37	146	83	40	0	23
38	245	147	45	0	53
39	97	50	31	0	16
40	98	58	17	1	22
41	239	129	45	1	64
42	126	65	22	0	39
43	191	107	40	2	42

TOWN OF GREECE
RECEIVER OF TAXES

LEGISLATIVE DISTRICT OR TOWN	TOTAL VOTES	ANDREW J. CONLON	ANDREW J. CONLON	SCATTER	BLANK AND VOID
		REP	CON		
Greece					
44	245	128	57	1	59
45	299	194	52	1	52
46	92	48	21	0	23
47	172	106	36	0	30
48	9	4	1	0	4
49	119	64	28	0	27
50	163	100	30	0	33
51	87	44	19	0	24
52	222	139	42	2	39
53	114	72	21	1	20
54	216	146	39	0	31
55	120	64	28	0	28
56	216	123	42	0	51
57	145	83	32	0	30
58	215	140	35	1	39
59	71	29	16	0	26
60	135	74	33	0	28
61	132	68	32	1	31
62	189	105	38	0	46
63	156	82	37	0	37
64	121	71	27	1	22
65	160	92	28	0	40
66	79	44	11	0	24
67	137	86	27	0	24
68	192	115	43	2	32
69	111	69	20	0	22
70	579	376	108	5	90
71	206	122	43	0	41
72	259	155	51	0	53
73	69	44	16	0	9
74	108	67	19	0	22
75	113	67	13	0	33
76	184	128	29	2	25
77	171	98	38	0	35
78	17	8	1	0	8
79	360	198	81	0	81
80	258	161	51	0	46
81	114	74	12	0	28
82	116	49	31	0	36
83	75	40	13	0	22
84	183	114	36	1	32
85	215	115	43	2	55
86	214	126	52	0	36

TOWN OF GREECE
RECEIVER OF TAXES

LEGISLATIVE DISTRICT OR TOWN	TOTAL VOTES	ANDREW J. CONLON REP	ANDREW J. CONLON CON	SCATTER	BLANK AND VOID
Greece					
87	136	79	23	0	34
88	228	137	43	0	48
89	140	82	27	0	31
90	225	137	50	2	36
91	361	216	80	0	65
92	233	127	47	1	58
93	206	112	38	1	55
94	212	118	51	0	43
95	89	49	15	0	25
96	190	107	41	1	41
97	327	201	60	2	64
98	258	152	46	0	60
99	221	132	52	2	35
100	268	151	69	1	47
101	126	73	29	1	23
102	271	166	54	2	49
103	223	123	56	1	43
104	142	94	34	0	14
105	279	186	55	0	38
106	178	114	35	1	28
107	150	84	37	1	28
108	184	107	36	1	40
109	243	124	61	3	55
GRAND TOTAL:	<u>18,558</u>	<u>10,805</u>	<u>3,792</u>	<u>62</u>	<u>3,899</u>

TOWN OF HAMLIN
SUPERVISOR

LEGISLATIVE DISTRICT OR TOWN	TOTAL VOTES	STEVEN J. BAASE REP	STEVEN J. BAASE CON	SCATTER	BLANK AND VOID
Hamlin					
1	156	90	39	1	26
2	250	146	63	2	39
3	211	119	53	1	38
4	157	91	43	2	21
5	201	106	59	1	35
6	195	104	46	2	43
7	334	191	76	7	60
8	131	80	35	1	15
9	119	82	22	1	14
10	<u>252</u>	<u>146</u>	<u>60</u>	<u>1</u>	<u>45</u>
GRAND TOTAL:	<u><u>2,006</u></u>	<u><u>1,155</u></u>	<u><u>496</u></u>	<u><u>19</u></u>	<u><u>336</u></u>

TOWN OF HAMLIN
MEMBER OF TOWN COUNCIL
(VOTE FOR 2)

LEGISLATIVE DISTRICT OR TOWN	TOTAL VOTES	ELIZABETH A. MAXWELL DEM	JENNIFER GOODRICH VOELKL REP	AUSTIN F. WARNER, 3RD REP	JENNIFER GOODRICH VOELKL CON	ANGEL MALE CON	ELIZABETH A. MAXWELL WOR	SCATTER	BLANK AND VOID
Hamlin									
1	312	37	64	63	33	71	5	2	37
2	500	48	120	107	51	114	5	0	55
3	422	38	96	96	43	94	7	0	48
4	314	30	70	53	40	82	5	0	34
5	402	41	69	90	50	97	5	0	50
6	390	43	89	83	41	83	5	2	44
7	668	67	166	176	57	124	5	2	71
8	262	26	57	49	35	67	5	1	22
9	238	16	60	56	25	49	6	1	25
10	504	55	111	100	48	113	11	2	64
GRAND TOTAL:	4,012	401	902	873	423	894	59	10	450

TOWN OF HAMLIN
HIGHWAY SUPERINTENDENT

LEGISLATIVE DISTRICT OR TOWN	TOTAL VOTES	MICHAEL E. GERMAN REP	MICHAEL E. GERMAN CON	SCATTER	BLANK AND VOID
Hamlin					
1	156	89	38	0	29
2	250	145	60	1	44
3	211	122	52	0	37
4	157	90	41	1	25
5	201	107	60	0	34
6	195	113	48	1	33
7	334	191	76	4	63
8	131	82	30	1	18
9	119	75	23	0	21
10	252	149	54	1	48
GRAND TOTAL:	<u>2,006</u>	<u>1,163</u>	<u>482</u>	<u>9</u>	<u>352</u>

TOWN OF HENRIETTA
SUPERVISOR

LEGISLATIVE DISTRICT OR TOWN	TOTAL VOTES	STEPHEN L. SCHULTZ	STEPHEN L. SCHULTZ	SCATTER	BLANK AND VOID
		DEM	WOR		
Henrietta					
1	250	137	22	3	88
2	212	117	31	3	61
3	76	43	7	1	25
4	182	123	16	0	43
5	193	101	17	1	74
6	186	94	21	1	70
7	182	101	16	3	62
8	187	102	17	2	66
9	130	91	9	1	29
10	180	88	19	0	73
11	128	76	13	1	38
12	189	107	12	6	64
13	280	164	28	1	87
14	142	63	19	5	55
15	239	140	42	1	56
16	109	57	19	1	32
17	261	163	22	3	73
18	221	133	15	4	69
19	162	88	16	3	55
20	306	177	32	7	90
21	153	95	15	2	41
22	317	201	30	2	84
23	162	83	22	3	54
24	212	132	22	3	55
25	185	97	22	4	62
26	452	261	39	5	147
27	316	180	25	4	107
28	284	144	30	4	106
29	539	311	59	9	160
30	456	305	41	1	109
31	119	66	13	1	39
32	364	240	33	1	90
33	138	70	25	2	41
34	93	47	15	2	29
35	238	141	25	5	67
GRAND TOTAL:	<u>7,843</u>	<u>4,538</u>	<u>809</u>	<u>95</u>	<u>2,401</u>

TOWN OF HENRIETTA
MEMBER OF TOWN COUNCIL
(VOTE FOR 2)

LEGISLATIVE DISTRICT OR TOWN	TOTAL VOTES	ROBERT BARLEY, JR. DEM	MICHAEL J. STAFFORD DEM	M. RICK PAGE REP	JOSEPH D. BELLANCA, JR. REP	M. RICK PAGE CON	JOSEPH D. BELLANCA, JR. CON	ROBERT BARLEY, JR. WOR	MICHAEL J. STAFFORD WOR	SCATTER	BLANK AND VOID
Henrietta											
1	500	103	94	109	108	27	30	11	8	0	10
2	424	89	81	82	76	27	30	17	13	0	9
3	152	35	33	27	24	9	9	6	5	0	4
4	364	103	96	57	57	7	10	11	11	0	12
5	386	77	69	83	84	30	26	3	2	0	12
6	372	69	73	78	72	25	28	8	5	0	14
7	364	76	70	78	71	20	21	6	4	0	18
8	374	73	64	90	86	15	14	11	11	0	10
9	260	64	69	37	36	13	13	7	8	0	13
10	360	62	60	83	84	19	18	8	11	0	15
11	256	60	50	48	39	15	17	8	5	0	14
12	378	68	64	82	71	31	29	6	7	0	20
13	560	123	122	101	90	32	34	16	15	0	27
14	284	47	43	59	67	21	21	6	3	0	17
15	478	103	102	90	78	19	20	24	22	0	20
16	218	43	37	42	39	17	14	7	8	0	11
17	522	136	118	83	87	30	29	9	9	0	21
18	442	99	98	87	84	21	17	5	7	0	24
19	324	57	55	71	65	22	19	11	13	0	11
20	612	132	120	125	112	31	36	16	15	0	25
21	306	64	67	61	58	17	12	8	9	0	10
22	634	166	148	100	100	39	41	13	13	0	14
23	324	61	62	55	62	22	22	10	9	0	21
24	424	100	94	78	70	18	19	15	14	0	16
25	370	64	67	81	73	26	27	11	7	0	14

TOWN OF HENRIETTA
MEMBER OF TOWN COUNCIL
(VOTE FOR 2)

LEGISLATIVE DISTRICT OR TOWN	TOTAL VOTES	ROBERT BARLEY, JR. DEM	MICHAEL J. STAFFORD DEM	M. RICK PAGE REP	JOSEPH D. BELLANCA, JR. REP	M. RICK PAGE CON	JOSEPH D. BELLANCA, JR. CON	ROBERT BARLEY, JR. WOR	MICHAEL J. STAFFORD WOR	SCATTER	BLANK AND VOID
Henrietta											
26	904	179	175	191	177	58	57	11	10	0	46
27	632	136	128	125	123	40	41	6	9	0	24
28	568	102	91	121	118	42	43	11	9	0	31
29	1,078	229	217	188	198	76	83	21	18	0	48
30	912	219	206	156	152	49	51	19	22	0	38
31	238	52	49	45	47	13	13	3	4	0	12
32	728	204	211	91	90	31	31	19	20	0	31
33	276	50	44	62	60	12	12	15	12	0	9
34	186	39	36	35	36	14	15	3	3	0	5
35	476	95	94	93	91	36	33	10	9	0	15
GRAND TOTAL:	15,686	3,379	3,207	2,994	2,885	924	935	371	350	0	641

TOWN OF IRONDEQUOIT
SUPERVISOR

LEGISLATIVE DISTRICT OR TOWN	TOTAL VOTES	JOSEPH D. MORELLE, JR.	RORY B. FITZPATRICK	JOSEPH D. MORELLE, JR.	SCATTER	BLANK AND VOID
		DEM	REP	WOR		
Irondequoit						
1	232	99	118	9	0	6
2	144	55	80	5	0	4
3	228	95	115	13	0	5
4	106	40	60	5	0	1
5	163	83	66	10	0	4
6	345	181	140	16	0	8
7	364	155	186	15	0	8
8	242	85	151	4	0	2
9	211	73	126	6	0	6
10	273	94	172	2	0	5
11	117	52	56	5	0	4
12	147	77	47	17	0	6
13	274	161	92	14	0	7
14	288	115	153	12	0	8
15	291	119	145	16	0	11
16	393	177	201	10	0	5
17	132	59	62	2	0	9
18	215	98	105	9	0	3
19	215	130	72	11	0	2
20	207	85	112	8	0	2
21	206	91	100	12	0	3
22	250	99	136	12	0	3
23	191	94	82	11	0	4
24	186	85	91	7	0	3
25	193	85	99	6	0	3
26	106	54	36	11	0	5
27	149	55	83	9	0	2
28	199	64	127	7	0	1
29	144	67	67	8	0	2
30	215	87	118	6	1	3
31	257	114	122	16	0	5
32	180	76	82	16	1	5
33	164	65	82	10	0	7
34	325	138	166	10	1	10
35	123	61	47	12	0	3
36	78	34	34	7	0	3
37	129	51	72	2	0	4
38	69	36	22	9	0	2
39	53	25	23	1	0	4
40	156	76	67	8	0	5
41	172	66	82	19	0	5
42	253	68	169	11	0	5

TOWN OF IRONDEQUOIT
SUPERVISOR

LEGISLATIVE DISTRICT OR TOWN	TOTAL VOTES	JOSEPH D. MORELLE, JR. DEM	RORY B. FITZPATRICK REP	JOSEPH D. MORELLE, JR. WOR	SCATTER	BLANK AND VOID
Irondequoit						
43	141	71	55	12	0	3
44	427	184	219	19	0	5
45	133	56	71	2	0	4
46	190	74	98	13	0	5
47	85	28	54	2	0	1
48	186	66	106	10	0	4
49	305	130	156	9	0	10
50	76	33	36	7	0	0
51	307	135	150	16	1	5
52	172	98	64	8	0	2
53	158	55	91	8	0	4
54	37	16	21	0	0	0
55	193	99	80	8	0	6
56	146	62	68	11	0	5
57	272	125	127	14	0	6
58	206	84	104	13	0	5
59	162	68	85	5	0	4
60	194	87	94	9	0	4
61	250	133	103	10	0	4
62	273	128	131	10	0	4
63	169	73	90	5	0	1
64	32	19	10	2	0	1
65	121	65	41	8	1	6
66	54	32	13	1	0	8
67	123	57	54	8	0	4
68	156	65	76	11	0	4
GRAND TOTAL:	<u>12,953</u>	<u>5,667</u>	<u>6,363</u>	<u>620</u>	<u>5</u>	<u>298</u>

TOWN OF IRONDEQUOIT
TOWN JUSTICE
(VOTE FOR 2)

LEGISLATIVE DISTRICT OR TOWN	TOTAL VOTES	JOSEPH J. VALENTINO DEM	JENNIFER WHITMAN- DEVOE DEM	JOSEPH J. VALENTINO CON	JOSEPH J. VALENTINO WOR	SCATTER	BLANK AND VOID
Irondequoit							
1	464	116	113	65	9	0	161
2	288	73	75	34	7	0	99
3	456	100	126	52	15	0	163
4	212	46	56	23	6	2	79
5	326	88	102	30	10	1	95
6	690	211	229	55	18	0	177
7	728	199	207	69	20	0	233
8	484	109	115	47	5	0	208
9	422	82	104	54	11	0	171
10	546	142	164	60	10	4	166
11	234	53	62	28	8	0	83
12	294	77	93	25	21	0	78
13	548	176	186	45	11	0	130
14	576	132	147	56	15	0	226
15	582	157	177	44	15	3	186
16	786	217	238	72	14	0	245
17	264	69	79	33	6	0	77
18	430	106	123	48	16	0	137
19	430	135	148	30	9	0	108
20	414	102	114	39	8	0	151
21	412	109	127	49	11	0	116
22	500	136	152	46	17	0	149
23	382	103	116	33	19	0	111
24	372	95	104	38	11	3	121
25	386	95	111	50	10	2	118
26	212	64	64	12	9	1	62
27	298	72	82	37	10	0	97
28	398	72	84	57	6	2	177
29	288	75	83	28	7	0	95
30	430	121	124	39	10	0	136
31	514	140	157	46	18	0	153
32	360	111	124	24	16	0	85
33	328	77	92	42	8	0	109
34	650	143	161	78	11	1	256
35	246	70	80	20	10	0	66
36	156	34	34	14	6	2	66
37	258	52	60	22	6	0	118
38	138	36	46	13	8	0	35
39	106	30	34	10	1	0	31
40	312	95	96	28	9	0	84
41	344	77	95	36	19	1	116
42	506	106	127	65	17	2	189

TOWN OF IRONDEQUOIT
TOWN JUSTICE
(VOTE FOR 2)

LEGISLATIVE DISTRICT OR TOWN	TOTAL VOTES	JOSEPH J. VALENTINO DEM	JENNIFER WHITMAN- DEVOE DEM	JOSEPH J. VALENTINO CON	JOSEPH J. VALENTINO WOR	SCATTER	BLANK AND VOID
Irondequoit							
43	282	61	96	36	10	0	79
44	854	215	229	93	21	0	296
45	266	65	65	26	4	0	106
46	380	91	100	34	13	0	142
47	170	42	40	15	2	0	71
48	372	82	95	50	11	0	134
49	610	145	170	52	11	6	226
50	152	37	42	18	2	0	53
51	614	162	186	69	17	2	178
52	344	92	99	30	6	0	117
53	316	70	67	33	5	0	141
54	74	19	17	10	0	0	28
55	386	115	118	36	9	1	107
56	292	73	84	21	9	0	105
57	544	145	148	49	12	0	190
58	412	96	110	46	13	1	146
59	324	71	89	42	8	0	114
60	388	90	105	38	10	2	143
61	500	130	142	58	12	2	156
62	546	145	176	47	8	0	170
63	338	93	98	32	4	3	108
64	64	16	11	5	1	0	31
65	242	66	67	20	8	1	80
66	108	34	32	3	0	0	39
67	246	60	66	19	7	2	92
68	312	79	83	30	10	0	110
GRAND TOTAL:	<u>25,906</u>	<u>6,597</u>	<u>7,346</u>	<u>2,608</u>	<u>686</u>	<u>44</u>	<u>8,625</u>

TOWN OF IRONDEQUOIT
MEMBER OF TOWN COUNCIL
(VOTE FOR 2)

LEGISLATIVE DISTRICT OR TOWN	TOTAL VOTES	KIMIE ROMEO	PETER R. WEHNER	ANDRE J. SMITH	VANESSA BEATO- ENRIQUEZ	ANDRE J. SMITH	VANESSA BEATO- ENRIQUEZ	KIMIE ROMEO	SCATTER	BLANK AND VOID
		DEM	DEM	REP	REP	CON	CON	WOR		
Irondequoit										
1	464	114	100	73	69	30	30	15	0	33
2	288	60	63	50	48	19	16	12	0	20
3	456	94	107	86	74	18	18	19	0	40
4	212	42	48	45	37	8	9	6	0	17
5	326	81	92	50	49	12	11	13	0	18
6	690	209	202	92	84	27	27	19	0	30
7	728	169	190	121	100	46	44	23	0	35
8	484	96	90	96	93	26	32	13	0	38
9	422	80	74	94	86	20	17	12	0	39
10	546	130	128	99	98	27	22	9	2	31
11	234	51	54	37	34	15	15	11	0	17
12	294	76	85	32	26	15	15	22	0	23
13	548	162	168	70	61	25	27	18	0	17
14	576	118	123	113	103	35	33	14	0	37
15	582	135	151	98	87	21	22	20	2	46
16	786	201	199	138	130	33	31	14	0	40
17	264	66	70	40	36	18	17	6	0	11
18	430	97	100	73	68	21	24	17	0	30
19	430	131	131	48	44	12	15	17	0	32
20	414	90	100	78	73	21	20	12	0	20
21	412	99	103	67	61	21	24	16	0	21
22	500	115	120	91	84	24	22	15	0	29
23	382	94	100	64	60	17	16	14	0	17
24	372	88	94	60	55	21	25	14	0	15
25	386	95	87	69	67	22	21	5	0	20
26	212	58	50	32	26	7	7	8	0	24

TOWN OF IRONDEQUOIT
MEMBER OF TOWN COUNCIL
(VOTE FOR 2)

LEGISLATIVE DISTRICT OR TOWN	TOTAL VOTES	KIMIE ROMEO DEM	PETER R. WEHNER DEM	ANDRE J. SMITH REP	VANESSA BEATO- ENRIQUEZ REP	ANDRE J. SMITH CON	VANESSA BEATO- ENRIQUEZ CON	KIMIE ROMEO WOR	SCATTER	BLANK AND VOID
Irondequoit										
27	298	64	70	59	57	13	12	10	0	13
28	398	67	64	100	91	16	19	9	0	32
29	288	63	67	50	47	13	10	10	0	28
30	430	111	100	80	73	15	15	10	0	26
31	514	126	136	92	83	15	19	17	0	26
32	360	97	110	50	37	12	16	15	0	23
33	328	75	71	56	51	22	27	8	0	18
34	650	134	120	142	130	33	30	11	0	50
35	246	55	66	42	40	8	6	14	0	15
36	156	33	37	25	24	7	7	6	0	17
37	258	50	47	51	50	16	16	7	0	21
38	138	36	40	12	13	7	9	11	0	10
39	106	29	29	18	15	6	5	2	0	2
40	312	87	78	53	51	6	9	9	0	19
41	344	73	87	55	53	18	20	15	0	23
42	506	91	93	107	106	32	31	20	0	26
43	282	70	66	35	37	20	18	12	0	24
44	854	204	191	156	140	37	40	20	0	66
45	266	62	58	49	41	14	15	2	0	25
46	380	85	88	77	74	13	12	13	0	18
47	170	38	33	36	38	5	5	4	0	11
48	372	79	78	77	74	21	19	9	0	15
49	610	141	150	114	100	25	22	14	2	42
50	152	33	24	28	31	7	13	4	0	12
51	614	146	152	102	98	35	34	19	0	28
52	344	98	87	45	42	15	12	7	0	38

TOWN OF IRONDEQUOIT
MEMBER OF TOWN COUNCIL
(VOTE FOR 2)

LEGISLATIVE DISTRICT OR TOWN	TOTAL VOTES	KIMIE ROMEO DEM	PETER R. WEHNER DEM	ANDRE J. SMITH REP	VANESSA BEATO- ENRIQUEZ REP	ANDRE J. SMITH CON	VANESSA BEATO- ENRIQUEZ CON	KIMIE ROMEO WOR	SCATTER	BLANK AND VOID
Irondequoit										
53	316	61	60	60	56	19	21	8	0	31
54	74	17	12	13	13	5	5	0	0	9
55	386	104	104	53	56	18	17	10	0	24
56	292	74	71	47	45	10	13	11	0	21
57	544	128	126	101	84	21	23	18	0	43
58	412	87	87	72	75	20	21	17	0	33
59	324	73	77	54	45	21	21	10	0	23
60	388	89	85	64	63	21	22	13	0	31
61	500	126	119	77	66	36	41	13	0	22
62	546	144	146	92	87	17	19	10	0	31
63	338	83	78	65	58	14	10	6	0	24
64	64	16	11	9	8	0	0	1	0	19
65	242	66	60	26	30	11	15	6	0	28
66	108	35	29	12	13	2	2	1	0	14
67	246	57	53	42	44	14	11	10	0	15
68	312	67	71	56	49	13	14	12	0	30
GRAND TOTAL:	25,906	6,125	6,160	4,470	4,141	1,234	1,256	788	6	1,726

TOWN OF MENDON
SUPERVISOR

LEGISLATIVE DISTRICT OR TOWN	TOTAL VOTES	JEFFERY F. KLEIN DEM	JOHN D. MOFFITT REP	JOHN D. MOFFITT CON	SCATTER	BLANK AND VOID
Mendon						
1	429	169	196	60	0	4
2	397	163	182	40	0	12
3	438	168	198	60	3	9
4	308	145	128	30	0	5
5	413	178	163	67	0	5
6	409	140	206	60	0	3
7	403	143	193	60	0	7
8	158	55	76	25	0	2
9	329	129	156	37	0	7
GRAND TOTAL:	<u>3,284</u>	<u>1,290</u>	<u>1,498</u>	<u>439</u>	<u>3</u>	<u>54</u>

TOWN OF MENDON
TOWN CLERK

LEGISLATIVE DISTRICT OR TOWN	TOTAL VOTES	MICHELLE S. BOOTH REP	MICHELLE S. BOOTH CON	SCATTER	BLANK AND VOID
Mendon					
1	429	230	69	0	130
2	397	231	57	3	106
3	438	239	76	1	122
4	308	153	37	1	117
5	413	200	79	0	134
6	409	226	71	1	111
7	403	220	72	1	110
8	158	93	27	0	38
9	329	182	55	1	91
GRAND TOTAL:	<u>3,284</u>	<u>1,774</u>	<u>543</u>	<u>8</u>	<u>959</u>

TOWN OF MENDON
TOWN JUSTICE

LEGISLATIVE DISTRICT OR TOWN	TOTAL VOTES	JON M. STERN DEM	CARA M. BRIGGS REP	CARA M. BRIGGS CON	CARA M. BRIGGS WOR	SCATTER	BLANK AND VOID
Mendon							
1	429	163	186	60	11	0	9
2	397	171	172	37	8	0	9
3	438	167	200	59	5	0	7
4	308	149	118	23	8	0	10
5	413	168	166	62	11	0	6
6	409	153	194	55	5	0	2
7	403	141	180	66	5	0	11
8	158	56	73	22	4	0	3
9	329	131	154	36	3	0	5
GRAND TOTAL:	<u>3,284</u>	<u>1,299</u>	<u>1,443</u>	<u>420</u>	<u>60</u>	<u>0</u>	<u>62</u>

TOWN OF MENDON
MEMBER OF TOWN COUNCIL
(VOTE FOR 2)

LEGISLATIVE DISTRICT OR TOWN	TOTAL VOTES	JEFFREY R. CLARK DEM	DAVID L. COOK DEM	CYNTHIA M. CARROLL REP	BRENT G. ROSIEK REP	CYNTHIA M. CARROLL CON	BRENT G. ROSIEK CON	SCATTER	BLANK AND VOID
Mendon									
1	858	189	179	183	159	57	57	0	34
2	794	188	190	159	142	40	37	0	38
3	876	181	179	196	180	60	59	0	21
4	616	157	146	116	103	26	25	0	43
5	826	186	178	161	157	63	63	0	18
6	818	148	153	203	178	52	56	0	28
7	806	149	143	187	171	61	64	0	31
8	316	61	58	70	61	28	25	0	13
9	658	135	131	156	133	38	37	0	28
GRAND TOTAL:	6,568	1,394	1,357	1,431	1,284	425	423	0	254

TOWN OF MENDON
SUPERINTENDENT OF HIGHWAYS

LEGISLATIVE DISTRICT OR TOWN	TOTAL VOTES	ANDREW G. CASCHETTA	ANDREW G. CASCHETTA	SCATTER	BLANK AND VOID
		REP	CON		
Mendon					
1	429	238	73	0	118
2	397	223	64	4	106
3	438	241	72	4	121
4	308	148	36	1	123
5	413	201	74	1	137
6	409	221	65	4	119
7	403	228	63	1	111
8	158	92	28	0	38
9	329	184	52	6	87
GRAND TOTAL:	<u>3,284</u>	<u>1,776</u>	<u>527</u>	<u>21</u>	<u>960</u>

TOWN OF OGDEN
SUPERVISOR

LEGISLATIVE DISTRICT OR TOWN	TOTAL VOTES	MICHAEL T. ZALE REP	MICHAEL T. ZALE CON	SCATTER	BLANK AND VOID
Ogden					
1	215	98	47	1	69
2	234	135	42	3	54
3	319	204	51	1	63
4	202	117	41	1	43
5	197	121	43	0	33
6	227	116	55	1	55
7	164	101	37	0	26
8	218	135	30	1	52
9	209	113	29	2	65
10	209	113	46	1	49
11	232	131	54	0	47
12	260	171	49	0	40
13	229	127	47	4	51
14	188	106	46	0	36
15	316	174	74	1	67
16	157	90	40	0	27
17	201	117	34	0	50
18	258	155	55	2	46
19	262	152	53	0	57
20	298	173	65	2	58
GRAND TOTAL:	<u>4,595</u>	<u>2,649</u>	<u>938</u>	<u>20</u>	<u>988</u>

TOWN OF OGDEN
TOWN JUSTICE

LEGISLATIVE DISTRICT OR TOWN	TOTAL VOTES	DAVID A. MURANTE	DAVID A. MURANTE	SCATTER	BLANK AND VOID
		REP	CON		
Ogden					
1	215	100	48	9	58
2	234	130	48	4	52
3	319	208	50	1	60
4	202	108	42	7	45
5	197	119	43	1	34
6	227	116	55	3	53
7	164	99	37	1	27
8	218	137	31	0	50
9	209	107	28	3	71
10	209	117	43	5	44
11	232	130	53	6	43
12	260	168	47	2	43
13	229	134	44	4	47
14	188	100	43	4	41
15	316	168	74	6	68
16	157	98	39	0	20
17	201	113	38	2	48
18	258	150	55	6	47
19	262	150	51	0	61
20	298	173	66	4	55
GRAND TOTAL:	<u>4,595</u>	<u>2,625</u>	<u>935</u>	<u>68</u>	<u>967</u>

TOWN OF OGDEN
MEMBER OF TOWN COUNCIL
(VOTE FOR 2)

LEGISLATIVE DISTRICT OR TOWN	TOTAL VOTES	CRYSTAL D. BENJAMIN- BAFFORD DEM	STEVEN G. TOMS REP	JOSHUA M. HINMAN REP	STEVEN G. TOMS CON	JOSHUA M. HINMAN CON	SCATTER	BLANK AND VOID
Ogden								
1	430	78	83	92	43	47	0	87
2	468	82	117	119	39	38	1	72
3	638	89	184	189	43	45	1	87
4	404	66	95	93	37	42	0	71
5	394	55	98	108	38	40	0	55
6	454	60	108	106	49	50	1	80
7	328	38	93	89	33	34	0	41
8	436	65	126	127	22	24	0	72
9	418	87	91	103	26	27	1	83
10	418	68	92	100	40	45	0	73
11	464	63	118	120	45	51	0	67
12	520	59	151	147	43	48	0	72
13	458	85	106	117	35	37	3	75
14	376	61	85	88	35	40	0	67
15	632	99	147	155	54	57	1	119
16	314	28	87	88	37	37	0	37
17	402	56	113	111	31	37	0	54
18	516	78	128	139	48	53	1	69
19	524	82	136	139	37	46	0	84
20	596	81	159	149	64	64	0	79
GRAND TOTAL:	<u>9,190</u>	<u>1,380</u>	<u>2,317</u>	<u>2,379</u>	<u>799</u>	<u>862</u>	<u>9</u>	<u>1,444</u>

TOWN OF OGDEN
HIGHWAY SUPERINTENDENT

LEGISLATIVE DISTRICT OR TOWN	TOTAL VOTES	DAN WOLF	DAN WOLF	SCATTER	BLANK AND VOID
		REP	CON		
Ogden					
1	215	100	47	1	67
2	234	128	44	6	56
3	319	202	50	1	66
4	202	114	40	4	44
5	197	123	41	2	31
6	227	125	56	2	44
7	164	100	36	1	27
8	218	142	27	0	49
9	209	112	34	3	60
10	209	113	48	0	48
11	232	128	55	3	46
12	260	160	49	0	51
13	229	132	43	3	51
14	188	104	48	1	35
15	316	183	63	2	68
16	157	97	41	1	18
17	201	119	35	3	44
18	258	156	56	4	42
19	262	159	54	0	49
20	298	168	61	0	69
GRAND TOTAL:	<u>4,595</u>	<u>2,665</u>	<u>928</u>	<u>37</u>	<u>965</u>

TOWN OF PARMA
SUPERVISOR

LEGISLATIVE DISTRICT OR TOWN	TOTAL VOTES	JIM ROOSE	JIM ROOSE	SCATTER	BLANK AND VOID
		REP	CON		
Parma					
1	223	128	43	2	50
2	249	137	64	4	44
3	167	99	38	5	25
4	210	139	37	2	32
5	144	84	28	2	30
6	117	73	27	0	17
7	196	117	42	2	35
8	285	155	49	9	72
9	237	136	48	1	52
10	203	97	68	2	36
11	231	121	59	2	49
12	211	123	52	5	31
13	372	213	81	7	71
14	130	69	27	1	33
15	238	156	46	1	35
GRAND TOTAL:	<u>3,213</u>	<u>1,847</u>	<u>709</u>	<u>45</u>	<u>612</u>

TOWN OF PARMA
CLERK

LEGISLATIVE DISTRICT OR TOWN	TOTAL VOTES	CARRIE A. FRACASSI	CARRIE A. FRACASSI	SCATTER	BLANK AND VOID
		REP	CON		
Parma					
1	223	132	44	0	47
2	249	138	67	2	42
3	167	104	36	3	24
4	210	142	39	1	28
5	144	90	29	1	24
6	117	77	25	0	15
7	196	120	47	0	29
8	285	168	55	1	61
9	237	138	49	0	50
10	203	103	73	0	27
11	231	122	60	0	49
12	211	125	54	4	28
13	372	217	81	2	72
14	130	74	26	0	30
15	238	161	46	0	31
GRAND TOTAL:	<u>3,213</u>	<u>1,911</u>	<u>731</u>	<u>14</u>	<u>557</u>

TOWN OF PARMA
MEMBER OF TOWN COUNCIL
(VOTE FOR 2)

LEGISLATIVE DISTRICT OR TOWN	TOTAL VOTES	TINA M. BROWN	LINDA M. JUDD	TINA M. BROWN	LINDA M. JUDD	SCATTER	BLANK AND VOID
		REP	REP	CON	CON		
Parma							
1	446	124	122	41	43	1	115
2	498	133	133	60	62	3	107
3	334	96	98	36	34	5	65
4	420	133	132	41	44	2	68
5	288	85	79	26	27	2	69
6	234	73	73	25	25	0	38
7	392	115	114	36	40	0	87
8	570	160	159	51	50	2	148
9	474	131	137	43	45	0	118
10	406	103	102	62	68	0	71
11	462	112	106	61	61	2	120
12	422	123	113	50	53	8	75
13	744	211	206	81	83	3	160
14	260	68	68	26	25	0	73
15	476	156	152	41	44	1	82
GRAND TOTAL:	<u>6,426</u>	<u>1,823</u>	<u>1,794</u>	<u>680</u>	<u>704</u>	<u>29</u>	<u>1,396</u>

TOWN OF PARMA
HIGHWAY SUPERINTENDENT

LEGISLATIVE DISTRICT OR TOWN	TOTAL VOTES	JAMES R. CHRIST, JR. REP	JAMES R. CHRIST, JR. CON	SCATTER	BLANK AND VOID
Parma					
1	223	132	42	2	47
2	249	142	61	1	45
3	167	102	36	4	25
4	210	138	41	1	30
5	144	91	28	1	24
6	117	76	28	0	13
7	196	122	43	0	31
8	285	167	56	1	61
9	237	143	47	1	46
10	203	105	71	0	27
11	231	115	62	0	54
12	211	127	54	4	26
13	372	223	77	0	72
14	130	72	27	0	31
15	238	162	41	1	34
GRAND TOTAL:	<u>3,213</u>	<u>1,917</u>	<u>714</u>	<u>16</u>	<u>566</u>

TOWN OF PENFIELD
SUPERVISOR

LEGISLATIVE DISTRICT OR TOWN	TOTAL VOTES	MARIE E. CINTI REP	MARIE E. CINTI CON	SCATTER	BLANK AND VOID
Penfield					
1	79	36	19	2	22
2	182	76	37	1	68
3	223	131	33	0	59
4	335	191	76	0	68
5	253	108	45	1	99
6	160	92	33	1	34
7	221	104	35	2	80
8	98	48	20	0	30
9	280	117	39	6	118
10	146	63	28	3	52
11	121	71	14	0	36
12	216	86	26	2	102
13	204	117	43	1	43
14	310	178	52	0	80
15	310	155	42	3	110
16	105	50	14	2	39
17	217	116	33	2	66
18	188	98	31	1	58
19	347	176	48	6	117
20	248	119	53	7	69
21	246	117	37	3	89
22	205	84	27	3	91
23	320	154	44	8	114
24	310	157	53	2	98
25	170	86	34	2	48
26	126	69	22	0	35
27	235	125	37	4	69
28	170	80	39	0	51
29	250	114	47	2	87
30	435	251	69	8	107
31	132	69	18	1	44
32	138	63	21	2	52
33	209	101	42	2	64
34	175	97	33	0	45
35	337	162	50	3	122
36	232	126	31	7	68
37	443	255	64	1	123
38	159	94	24	2	39
39	151	78	32	1	40
40	230	123	30	0	77
41	315	179	58	1	77
42	205	112	43	0	50
GRAND TOTAL:	<u>9,436</u>	<u>4,828</u>	<u>1,576</u>	<u>92</u>	<u>2,940</u>

TOWN OF PENFIELD
TOWN CLERK

LEGISLATIVE DISTRICT OR TOWN	TOTAL VOTES	AMY M. STEKLOF	AMY M. STEKLOF	SCATTER	BLANK AND VOID
		REP	CON		
Penfield					
1	79	39	20	0	20
2	182	81	33	1	67
3	223	133	31	0	59
4	335	188	81	0	66
5	253	119	43	1	90
6	160	91	31	2	36
7	221	102	33	1	85
8	98	51	20	0	27
9	280	117	42	3	118
10	146	63	28	2	53
11	121	74	14	0	33
12	216	91	29	2	94
13	204	115	44	1	44
14	310	174	56	0	80
15	310	155	50	2	103
16	105	48	14	2	41
17	217	115	33	2	67
18	188	101	31	1	55
19	347	182	49	5	111
20	248	115	55	6	72
21	246	115	38	3	90
22	205	86	24	3	92
23	320	165	43	4	108
24	310	160	57	1	92
25	170	91	34	2	43
26	126	67	23	0	36
27	235	126	41	0	68
28	170	82	38	0	50
29	250	118	45	2	85
30	435	244	69	5	117
31	132	70	18	1	43
32	138	65	23	1	49
33	209	103	44	1	61
34	175	95	32	0	48
35	337	155	52	1	129
36	232	126	30	4	72
37	443	257	65	1	120
38	159	93	27	1	38
39	151	77	32	1	41
40	230	126	31	0	73
41	315	185	55	0	75
42	205	110	44	0	51
GRAND TOTAL:	<u>9,436</u>	<u>4,870</u>	<u>1,602</u>	<u>62</u>	<u>2,902</u>

TOWN OF PENFIELD
TOWN JUSTICE

LEGISLATIVE DISTRICT OR TOWN	TOTAL VOTES	JAMES P. MULLEY, JR. REP	JAMES P. MULLEY, JR. CON	SCATTER	BLANK AND VOID
Penfield					
1	79	38	19	0	22
2	182	78	34	0	70
3	223	130	33	0	60
4	335	192	77	0	66
5	253	111	45	1	96
6	160	91	35	1	33
7	221	104	34	1	82
8	98	47	21	0	30
9	280	115	39	4	122
10	146	62	28	1	55
11	121	73	14	0	34
12	216	88	28	2	98
13	204	116	40	1	47
14	310	173	56	0	81
15	310	153	47	2	108
16	105	47	14	1	43
17	217	117	33	2	65
18	188	103	29	0	56
19	347	178	50	5	114
20	248	116	55	4	73
21	246	114	36	3	93
22	205	79	28	3	95
23	320	159	45	4	112
24	310	156	54	1	99
25	170	88	32	2	48
26	126	66	23	0	37
27	235	121	42	0	72
28	170	78	39	0	53
29	250	113	48	2	87
30	435	249	70	4	112
31	132	74	18	0	40
32	138	63	22	1	52
33	209	99	42	1	67
34	175	97	32	0	46
35	337	152	51	1	133
36	232	125	32	3	72
37	443	261	64	1	117
38	159	94	25	1	39
39	151	76	31	1	43
40	230	127	31	0	72
41	315	182	55	1	77
42	205	113	43	1	48
GRAND TOTAL:	<u>9,436</u>	<u>4,818</u>	<u>1,594</u>	<u>55</u>	<u>2,969</u>

TOWN OF PENFIELD
MEMBER OF TOWN COUNCIL
(VOTE FOR 2)

LEGISLATIVE DISTRICT OR TOWN	TOTAL VOTES	CANDACE M. LEE REP	ROBERT F. OCKENDEN REP	CANDACE M. LEE CON	ROBERT F. OCKENDEN CON	SCATTER	BLANK AND VOID
Penfield							
1	158	34	35	19	20	1	49
2	364	74	77	35	35	1	142
3	446	126	125	35	34	0	126
4	670	181	174	79	76	0	160
5	506	109	108	46	45	2	196
6	320	92	84	34	36	2	72
7	442	98	104	33	36	2	169
8	196	47	44	20	20	0	65
9	560	118	112	37	36	11	246
10	292	66	62	22	28	0	114
11	242	67	69	16	17	0	73
12	432	75	80	30	30	4	213
13	408	113	110	38	38	2	107
14	620	169	166	55	51	1	178
15	620	154	146	46	47	7	220
16	210	47	47	15	15	4	82
17	434	110	112	31	32	4	145
18	376	98	95	30	29	0	124
19	694	165	167	49	54	11	248
20	496	113	108	52	49	11	163
21	492	109	109	35	36	4	199
22	410	80	74	28	28	6	194
23	640	154	148	45	48	12	233
24	620	146	151	55	53	2	213
25	340	87	87	32	33	4	97
26	252	66	62	25	24	0	75
27	470	119	114	42	41	0	154
28	340	77	74	37	36	0	116
29	500	117	113	40	43	5	182
30	870	238	242	68	70	10	242
31	264	70	64	17	20	2	91
32	276	64	60	19	22	1	110
33	418	93	95	44	48	3	135
34	350	94	90	33	34	0	99
35	674	146	144	54	52	3	275
36	464	125	115	28	30	6	160
37	886	252	238	62	65	2	267
38	318	88	85	29	28	1	87
39	302	74	77	32	33	3	83
40	460	123	120	31	31	0	155
41	630	184	176	53	54	0	163
42	410	107	106	43	43	0	111
GRAND TOTAL:	<u>18,872</u>	<u>4,669</u>	<u>4,569</u>	<u>1,574</u>	<u>1,600</u>	<u>127</u>	<u>6,333</u>

TOWN OF PERINTON
SUPERVISOR

LEGISLATIVE DISTRICT OR TOWN	TOTAL VOTES	CIARAN T. HANNA REP	CIARAN T. HANNA CON	SCATTER	BLANK AND VOID
Perinton					
1	389	189	70	0	130
2	292	135	44	7	106
3	219	109	45	2	63
4	198	89	28	3	78
5	103	45	22	2	34
6	227	85	29	2	111
7	290	148	29	2	111
8	227	110	45	2	70
9	296	167	51	3	75
10	309	130	48	4	127
11	150	63	31	0	56
12	236	113	38	3	82
13	204	118	26	0	60
14	254	139	36	1	78
15	212	106	34	1	71
16	198	102	28	1	67
17	216	94	35	1	86
18	227	109	44	0	74
19	195	104	40	1	50
20	217	113	30	3	71
21	272	113	45	2	112
22	180	84	29	0	67
23	360	192	47	2	119
24	354	203	48	3	100
25	194	75	31	3	85
26	254	138	46	3	67
27	201	115	25	0	61
28	190	118	25	2	45
29	159	87	20	4	48
30	237	116	43	0	78
31	279	136	35	3	105
32	173	75	33	2	63
33	261	130	35	1	95
34	299	151	50	0	98
35	222	110	49	0	63
36	140	86	20	1	33
37	274	149	45	1	79
38	332	175	48	2	107
39	284	151	47	3	83
40	193	99	29	3	62
41	172	84	27	3	58
42	188	104	32	0	52
43	453	265	63	2	123

TOWN OF PERINTON
SUPERVISOR

LEGISLATIVE DISTRICT OR TOWN	TOTAL VOTES	CIARAN T. HANNA REP	CIARAN T. HANNA CON	SCATTER	BLANK AND VOID
Perinton					
44	205	110	29	2	64
45	449	247	71	0	131
46	107	38	20	0	49
47	262	129	45	3	85
48	211	113	33	0	65
49	197	103	32	1	61
50	30	11	6	0	13
51	310	185	65	2	58
52	247	118	39	1	89
53	203	101	22	3	77
54	395	219	55	1	120
55	252	142	36	1	73
56	397	185	75	3	134
GRAND TOTAL:	<u>13,595</u>	<u>6,925</u>	<u>2,153</u>	<u>95</u>	<u>4,422</u>

TOWN OF PERINTON
CLERK

LEGISLATIVE DISTRICT OR TOWN	TOTAL VOTES	SUSAN E. BOYNTON- FRYKHOLM DEM	JENNIFER A. WEST REP	JENNIFER A. WEST CON	SUSAN E. BOYNTON- FRYKHOLM WOR	SCATTER	BLANK AND VOID
Perinton							
1	389	136	179	63	6	0	5
2	292	119	115	38	12	0	8
3	219	75	100	32	6	0	6
4	198	86	82	24	4	0	2
5	103	36	44	15	7	0	1
6	227	120	69	22	13	0	3
7	290	127	132	23	8	0	0
8	227	92	90	36	9	0	0
9	296	103	139	42	10	0	2
10	309	144	115	32	16	0	2
11	150	54	56	31	6	0	3
12	236	98	92	34	7	0	5
13	204	73	107	19	4	0	1
14	254	89	125	28	9	0	3
15	212	85	92	27	7	0	1
16	198	73	95	20	4	0	6
17	216	83	93	28	8	0	4
18	227	87	91	33	11	0	5
19	195	61	99	28	6	0	1
20	217	77	108	26	4	0	2
21	272	115	99	38	13	0	7
22	180	69	74	24	9	0	4
23	360	150	162	33	13	0	2
24	354	122	180	38	7	0	7
25	194	95	67	19	7	0	6
26	254	85	128	37	3	0	1
27	201	71	92	24	11	0	3
28	190	54	107	18	8	0	3
29	159	56	79	19	5	0	0
30	237	88	104	33	8	0	4
31	279	112	124	31	6	0	6
32	173	74	64	27	7	0	1
33	261	112	114	18	16	0	1
34	299	116	136	33	8	0	6
35	222	84	96	34	8	0	0
36	140	53	64	16	5	0	2
37	274	111	121	37	3	0	2
38	332	131	147	34	15	0	5
39	284	97	131	44	7	0	5
40	193	73	95	13	7	0	5
41	172	65	76	28	2	0	1
42	188	68	90	24	2	0	4

TOWN OF PERINTON
CLERK

LEGISLATIVE DISTRICT OR TOWN	TOTAL VOTES	SUSAN E. BOYNTON- FRYKHOLM DEM	JENNIFER A. WEST REP	JENNIFER A. WEST CON	SUSAN E. BOYNTON- FRYKHOLM WOR	SCATTER	BLANK AND VOID
Perinton							
43	453	150	248	45	6	0	4
44	205	82	86	28	5	0	4
45	449	160	224	53	8	0	4
46	107	58	33	12	3	0	1
47	262	99	119	34	7	0	3
48	211	79	93	23	10	0	6
49	197	72	96	24	3	0	2
50	30	15	8	5	2	0	0
51	310	74	166	58	6	0	6
52	247	122	92	25	6	0	2
53	203	91	87	17	5	0	3
54	395	151	192	43	7	0	2
55	252	83	134	26	6	0	3
56	397	158	173	54	8	0	4
GRAND TOTAL:	<u>13,595</u>	<u>5,213</u>	<u>6,124</u>	<u>1,670</u>	<u>409</u>	<u>0</u>	<u>179</u>

TOWN OF PERINTON
TOWN JUSTICE

LEGISLATIVE DISTRICT OR TOWN	TOTAL VOTES	CHARLES D. STEINMAN DEM	AVIK K. GANGULY REP	AVIK K. GANGULY CON	CHARLES D. STEINMAN WOR	SCATTER	BLANK AND VOID
Perinton							
1	389	169	141	58	6	0	15
2	292	142	97	35	12	0	6
3	219	100	79	24	8	0	8
4	198	101	66	23	4	0	4
5	103	39	38	15	9	0	2
6	227	132	51	22	14	1	7
7	290	158	98	21	8	0	5
8	227	108	69	36	9	0	5
9	296	127	108	47	10	0	4
10	309	169	88	30	15	0	7
11	150	66	49	25	9	0	1
12	236	122	71	30	8	0	5
13	204	87	89	17	5	0	6
14	254	117	101	19	12	0	5
15	212	102	75	20	12	0	3
16	198	84	85	17	8	0	4
17	216	108	67	23	12	0	6
18	227	107	72	24	13	0	11
19	195	87	71	28	6	0	3
20	217	96	85	23	5	0	8
21	272	135	77	32	18	0	10
22	180	85	58	22	8	0	7
23	360	163	142	29	16	0	10
24	354	164	138	31	8	0	13
25	194	96	55	26	10	0	7
26	254	102	102	41	7	0	2
27	201	81	82	19	13	0	6
28	190	73	88	16	7	0	6
29	159	66	65	17	8	0	3
30	237	108	76	32	12	0	9
31	279	136	96	30	9	0	8
32	173	80	52	24	11	0	6
33	261	140	86	13	17	0	5
34	299	132	111	32	11	0	13
35	222	99	73	30	15	0	5
36	140	65	52	16	6	0	1
37	274	134	94	32	9	0	5
38	332	153	121	31	18	0	9
39	284	116	108	36	8	0	16
40	193	86	77	14	11	0	5
41	172	73	60	24	9	0	6
42	188	81	72	21	6	0	8

TOWN OF PERINTON
TOWN JUSTICE

LEGISLATIVE DISTRICT OR TOWN	TOTAL VOTES	CHARLES D. STEINMAN DEM	AVIK K. GANGULY REP	AVIK K. GANGULY CON	CHARLES D. STEINMAN WOR	SCATTER	BLANK AND VOID
Perinton							
43	453	180	208	40	10	0	15
44	205	101	73	23	5	0	3
45	449	189	188	48	12	0	12
46	107	62	25	13	3	0	4
47	262	113	101	32	10	0	6
48	211	98	74	22	11	0	6
49	197	88	76	23	5	0	5
50	30	15	8	4	3	0	0
51	310	96	145	56	8	0	5
52	247	129	88	23	6	0	1
53	203	101	72	18	8	0	4
54	395	174	166	40	7	0	8
55	252	101	112	25	8	0	6
56	397	175	155	49	11	0	7
GRAND TOTAL:	13,595	6,211	4,976	1,521	529	1	357

TOWN OF PERINTON
MEMBER OF TOWN COUNCIL
(VOTE FOR 2)

LEGISLATIVE DISTRICT OR TOWN	TOTAL VOTES	JEREMY D. JORDAN DEM	STEVE A. FLEMMING DEM	DAVID P. BELASKAS REP	ALEXANDRA C. WINNER REP	DAVID P. BELASKAS CON	ALEXANDRA C. WINNER CON	JEREMY D. JORDAN WOR	STEVE A. FLEMMING WOR	SCATTER	BLANK AND VOID
Perinton											
1	778	161	158	148	145	55	56	9	8	0	38
2	584	135	133	96	102	36	36	13	11	0	22
3	438	95	95	82	81	29	26	6	7	0	17
4	396	98	95	69	68	21	21	5	5	0	14
5	206	43	42	36	34	15	13	9	11	0	3
6	454	129	128	55	56	23	23	16	15	0	9
7	580	144	143	111	112	24	23	7	7	0	9
8	454	106	105	76	78	33	29	7	7	0	13
9	592	122	119	121	115	41	43	12	11	0	8
10	618	166	158	94	90	29	31	16	15	0	19
11	300	59	61	55	49	26	27	9	8	0	6
12	472	116	110	79	80	28	30	8	8	0	13
13	408	86	79	93	92	17	19	6	6	0	10
14	508	97	93	116	113	28	27	10	12	0	12
15	424	94	93	81	80	23	20	8	10	0	15
16	396	85	82	81	79	18	18	8	8	0	17
17	432	105	101	66	71	28	28	11	9	0	13
18	454	106	101	70	77	26	26	10	10	0	28
19	390	83	77	76	67	29	29	9	9	0	11
20	434	99	91	85	85	23	23	5	6	0	17
21	544	126	124	87	75	30	31	22	22	0	27
22	360	83	84	57	58	23	26	10	6	0	13
23	720	163	162	141	141	29	34	15	15	0	20
24	708	144	145	160	145	29	34	8	8	0	35
25	388	97	101	58	50	23	27	8	9	0	15

TOWN OF PERINTON
MEMBER OF TOWN COUNCIL
(VOTE FOR 2)

LEGISLATIVE DISTRICT OR TOWN	TOTAL VOTES	JEREMY D. JORDAN DEM	STEVE A. FLEMMING DEM	DAVID P. BELASKAS REP	ALEXANDRA C. WINNER REP	DAVID P. BELASKAS CON	ALEXANDRA C. WINNER CON	JEREMY D. JORDAN WOR	STEVE A. FLEMMING WOR	SCATTER	BLANK AND VOID
Perinton											
26	508	108	107	98	97	35	37	6	8	0	12
27	402	82	78	83	74	20	19	13	14	0	19
28	380	68	63	93	89	18	16	8	7	0	18
29	318	66	65	66	63	19	17	8	6	0	8
30	474	99	101	88	78	28	30	14	10	0	26
31	558	130	130	104	98	34	31	10	8	0	13
32	346	86	80	47	49	23	26	10	9	0	16
33	522	131	132	87	87	17	18	15	16	0	19
34	598	128	124	115	111	31	37	9	9	0	34
35	444	99	94	79	74	32	34	10	10	0	12
36	280	58	60	57	52	15	16	7	5	0	10
37	548	132	125	106	98	36	31	4	5	0	11
38	664	142	141	138	117	29	36	16	12	1	32
39	568	107	111	119	114	35	36	8	10	0	28
40	386	90	84	76	76	15	17	8	10	0	10
41	344	73	72	64	60	23	26	9	7	0	10
42	376	83	82	73	72	22	22	4	3	0	15
43	906	186	181	208	197	43	41	8	11	0	31
44	410	96	92	75	77	24	26	6	4	0	10
45	898	184	180	193	191	49	49	9	10	0	33
46	214	63	64	22	21	17	14	3	2	0	8
47	524	105	104	109	111	29	28	12	11	0	15
48	422	93	87	78	85	24	26	9	10	0	10
49	394	85	85	84	82	21	20	4	3	0	10
50	60	15	11	9	6	4	5	2	3	0	5

TOWN OF PERINTON
MEMBER OF TOWN COUNCIL
(VOTE FOR 2)

LEGISLATIVE DISTRICT OR TOWN	TOTAL VOTES	JEREMY D. JORDAN DEM	STEVE A. FLEMMING DEM	DAVID P. BELASKAS REP	ALEXANDRA C. WINNER REP	DAVID P. BELASKAS CON	ALEXANDRA C. WINNER CON	JEREMY D. JORDAN WOR	STEVE A. FLEMMING WOR	SCATTER	BLANK AND VOID
Perinton											
51	620	85	82	157	151	57	57	6	6	0	19
52	494	129	125	83	79	25	25	6	6	0	16
53	406	101	106	70	66	17	16	8	6	2	14
54	790	165	165	178	159	38	43	8	12	0	22
55	504	104	102	109	113	25	24	7	6	0	14
56	794	179	172	150	147	50	48	14	10	0	24
GRAND TOTAL:	27,190	6,014	5,885	5,211	5,037	1,541	1,571	508	492	3	928

TOWN OF PITTSFORD
SUPERVISOR

LEGISLATIVE DISTRICT OR TOWN	TOTAL VOTES	KENDRA R. EVANS DEM	WILLIAM A. SMITH REP	WILLIAM A. SMITH CON	KENDRA R. EVANS WOR	SCATTER	BLANK AND VOID
Pittsford							
1	240	81	119	26	8	0	6
2	283	100	141	25	11	1	5
3	417	176	203	22	7	0	9
4	373	125	201	41	3	0	3
5	232	85	113	26	7	0	1
6	142	71	56	7	4	0	4
7	143	43	80	13	6	0	1
8	260	79	155	24	2	0	0
9	294	88	172	25	4	0	5
10	341	108	188	36	4	1	4
11	235	90	99	33	8	1	4
12	279	104	143	23	6	0	3
13	222	68	114	23	12	1	4
14	339	107	188	38	4	0	2
15	139	40	74	15	8	0	2
16	226	96	100	18	10	0	2
17	344	140	152	25	20	0	7
18	197	88	82	21	5	0	1
19	179	41	99	33	2	1	3
20	298	129	133	26	7	1	2
21	262	114	114	24	8	0	2
22	305	117	144	32	7	0	5
23	216	69	109	28	6	0	4
24	305	124	155	24	2	0	0
25	327	130	148	36	2	0	11
26	249	65	140	32	8	0	4
27	260	127	98	16	11	0	8
28	263	118	114	18	6	0	7
29	283	88	150	40	5	0	0
30	235	89	112	24	6	0	4
31	320	102	180	32	3	0	3
32	343	120	187	26	4	1	5
33	470	158	242	49	11	0	10
34	391	134	209	37	8	0	3
GRAND TOTAL:	<u>9,412</u>	<u>3,414</u>	<u>4,714</u>	<u>918</u>	<u>225</u>	<u>7</u>	<u>134</u>

TOWN OF PITTSFORD
TOWN JUSTICE

LEGISLATIVE DISTRICT OR TOWN	TOTAL VOTES	SCOTT M. GREEN	JOHN E. BERNACKI, JR.	JOHN E. BERNACKI, JR.	JOHN E. BERNACKI, JR.	SCATTER	BLANK AND VOID
		DEM	REP	CON	WOR		
Pittsford							
1	240	114	92	22	8	0	4
2	283	146	104	23	5	0	5
3	417	195	185	23	2	0	12
4	373	153	167	36	13	0	4
5	232	111	89	20	8	0	4
6	142	77	48	7	7	0	3
7	143	66	63	11	2	0	1
8	260	98	131	23	1	0	7
9	294	117	138	21	14	0	4
10	341	148	151	26	9	0	7
11	235	105	86	33	7	0	4
12	279	127	122	22	4	0	4
13	222	97	98	19	6	0	2
14	339	140	151	34	6	0	8
15	139	55	63	13	4	1	3
16	226	118	81	17	9	0	1
17	344	176	125	24	11	0	8
18	197	108	69	18	2	0	0
19	179	57	79	33	3	1	6
20	298	150	114	25	6	0	3
21	262	146	89	18	8	0	1
22	305	153	114	29	5	0	4
23	216	82	94	25	9	0	6
24	305	140	133	24	4	0	4
25	327	151	123	32	5	0	16
26	249	87	125	30	6	0	1
27	260	149	83	15	7	0	6
28	263	139	97	16	6	0	5
29	283	96	142	36	3	0	6
30	235	104	101	20	6	0	4
31	320	137	149	26	3	0	5
32	343	142	167	25	7	0	2
33	470	212	196	46	8	0	8
34	391	175	171	27	9	0	9
GRAND TOTAL:	<u>9,412</u>	<u>4,271</u>	<u>3,940</u>	<u>819</u>	<u>213</u>	<u>2</u>	<u>167</u>

TOWN OF PITTSFORD
MEMBER OF TOWN COUNCIL
(VOTE FOR 2)

LEGISLATIVE DISTRICT OR TOWN	TOTAL VOTES	PEARL M.C. BRUNT DEM	STEPHANIE M. TOWNSEND DEM	KIM TAYLOR REP	ALEXE M. DUNHAM REP	KIM TAYLOR CON	ALEXE M. DUNHAM CON	PEARL M.C. BRUNT WOR	STEPHANIE M. TOWNSEND WOR	SCATTER	BLANK AND VOID
Pittsford											
1	480	105	118	92	80	23	21	12	13	0	16
2	566	129	144	111	95	20	24	15	16	1	11
3	834	185	204	185	165	23	25	8	10	0	29
4	746	141	157	173	155	39	39	10	15	0	17
5	464	104	113	84	89	21	20	11	11	0	11
6	284	79	86	45	36	7	6	7	7	0	11
7	286	54	68	61	62	12	11	7	5	0	6
8	520	87	100	134	126	27	26	2	3	0	15
9	588	104	127	142	132	20	21	9	11	0	22
10	682	128	143	167	155	30	27	7	14	1	10
11	470	97	102	85	78	32	31	15	14	0	16
12	558	117	131	122	121	21	20	4	6	0	16
13	444	82	91	97	89	26	26	12	14	1	6
14	678	121	145	161	146	33	34	6	9	0	23
15	278	42	52	67	61	13	16	10	8	0	9
16	452	111	117	81	76	15	15	10	14	0	13
17	688	153	172	120	115	26	29	25	26	0	22
18	394	99	103	67	64	17	14	8	8	0	14
19	358	51	59	85	81	33	30	3	3	2	11
20	596	138	153	119	103	25	26	8	12	0	12
21	524	139	157	85	75	22	22	5	7	0	12
22	610	130	167	117	98	33	30	9	10	1	15
23	432	71	87	100	86	29	28	7	8	0	16
24	610	134	155	133	119	24	25	1	2	0	17
25	654	138	148	132	115	38	34	4	11	0	34

TOWN OF PITTSFORD
MEMBER OF TOWN COUNCIL
(VOTE FOR 2)

LEGISLATIVE DISTRICT OR TOWN	TOTAL VOTES	PEARL M.C. BRUNT DEM	STEPHANIE M. TOWNSEND DEM	KIM TAYLOR REP	ALEXE M. DUNHAM REP	KIM TAYLOR CON	ALEXE M. DUNHAM CON	PEARL M.C. BRUNT WOR	STEPHANIE M. TOWNSEND WOR	SCATTER	BLANK AND VOID
Pittsford											
26	498	87	94	120	116	31	30	8	9	0	3
27	520	143	156	82	75	17	16	6	9	0	16
28	526	124	135	110	99	16	18	6	10	0	8
29	566	82	98	151	131	39	36	7	10	0	12
30	470	97	114	102	90	19	19	6	6	0	17
31	640	108	127	173	152	28	32	4	4	0	12
32	686	138	163	155	145	28	27	5	9	0	16
33	940	185	210	200	192	47	48	10	14	0	34
34	782	162	179	177	161	34	34	7	9	0	19
GRAND TOTAL:	18,824	3,865	4,375	4,035	3,683	868	860	274	337	6	521

TOWN OF RIGA
SUPERVISOR

LEGISLATIVE DISTRICT OR TOWN	TOTAL VOTES	BRAD O'BROCTA	BRAD O'BROCTA	SCATTER	BLANK AND VOID
		REP	CON		
Riga					
1	310	188	73	4	45
2	272	166	59	1	46
3	220	139	48	4	29
4	234	144	47	7	36
5	240	168	46	0	26
6	227	128	72	2	25
GRAND TOTAL:	<u>1,503</u>	<u>933</u>	<u>345</u>	<u>18</u>	<u>207</u>

TOWN OF RIGA
CLERK

LEGISLATIVE DISTRICT OR TOWN	TOTAL VOTES	KIMBERLY A. PAPE REP	KIMBERLY A. PAPE CON	SCATTER	BLANK AND VOID
Riga					
1	310	188	78	2	42
2	272	171	63	1	37
3	220	140	47	2	31
4	234	154	48	1	31
5	240	175	45	0	20
6	227	133	75	0	19
GRAND TOTAL:	<u>1,503</u>	<u>961</u>	<u>356</u>	<u>6</u>	<u>180</u>

TOWN OF RIGA
MEMBER OF TOWN COUNCIL
(VOTE FOR 2)

LEGISLATIVE DISTRICT OR TOWN	TOTAL VOTES	JAMES M. FODGE REP	DEBORAH S. CAMPANELLA REP	JAMES M. FODGE CON	DEBORAH S. CAMPANELLA CON	SCATTER	BLANK AND VOID
Riga							
1	620	172	174	75	74	10	115
2	544	163	160	59	57	1	104
3	440	128	136	41	48	6	81
4	468	141	137	49	54	12	75
5	480	168	166	41	46	0	59
6	454	127	118	68	71	5	65
GRAND TOTAL:	<u>3,006</u>	<u>899</u>	<u>891</u>	<u>333</u>	<u>350</u>	<u>34</u>	<u>499</u>

TOWN OF RIGA
SUPERINTENDENT OF HIGHWAYS

LEGISLATIVE DISTRICT OR TOWN	TOTAL VOTES	DAVID L. SMITH REP	DAVID L. SMITH CON	SCATTER	BLANK AND VOID
Riga					
1	310	184	76	4	46
2	272	174	59	0	39
3	220	140	44	3	33
4	234	147	51	1	35
5	240	173	44	0	23
6	227	132	71	0	24
GRAND TOTAL:	<u>1,503</u>	<u>950</u>	<u>345</u>	<u>8</u>	<u>200</u>

TOWN OF RUSH
SUPERVISOR

LEGISLATIVE DISTRICT OR TOWN	TOTAL VOTES	GERRY KUSSE DEM	PHYLLIS P. WICKERHAM REP	PHYLLIS P. WICKERHAM CON	GERRY KUSSE RHT	SCATTER	BLANK AND VOID
Rush							
1	439	164	135	70	62	0	8
2	278	100	85	47	39	0	7
3	404	160	121	64	54	0	5
4	399	143	141	59	50	0	6
GRAND TOTAL:	1,520	567	482	240	205	0	26

TOWN OF RUSH
MEMBER OF TOWN COUNCIL
(VOTE FOR 2)

LEGISLATIVE DISTRICT OR TOWN	TOTAL VOTES	JEANNE E. MORELLI DEM	DANIEL J. CHASE DEM/RHT	JAMES KOLB REP	DANIEL J. CHASE REP	JAMES KOLB CON	RYAN M. LANG CON	JEANNE E. MORELLI RHT	SCATTER	BLANK AND VOID
Rush										
1	878	153	181	126	136	73	109	64	0	36
2	556	88	93	88	107	46	71	41	0	22
3	808	148	195	112	116	57	87	58	0	35
4	798	138	152	131	133	57	97	39	0	51
GRAND TOTAL:	3,040	527	621	457	492	233	364	202	0	144

TOWN OF SWEDEN
SUPERVISOR

LEGISLATIVE DISTRICT OR TOWN	TOTAL VOTES	KEVIN JOHNSON REP	KEVIN JOHNSON CON	SCATTER	BLANK AND VOID
Sweden					
1	230	110	43	0	77
2	86	46	12	0	28
3	223	119	37	5	62
4	285	150	56	5	74
5	56	24	12	2	18
6	205	104	36	6	59
7	225	119	39	2	65
8	210	118	49	1	42
9	176	93	35	3	45
10	357	206	86	2	63
11	57	27	14	1	15
12	247	146	57	3	41
GRAND TOTAL:	<u>2,357</u>	<u>1,262</u>	<u>476</u>	<u>30</u>	<u>589</u>

TOWN OF SWEDEN
CLERK

LEGISLATIVE DISTRICT OR TOWN	TOTAL VOTES	KAREN M. SWEETING	KAREN M. SWEETING	SCATTER	BLANK AND VOID
		REP	CON		
Sweden					
1	230	115	40	0	75
2	86	52	11	0	23
3	223	125	39	3	56
4	285	162	57	2	64
5	56	23	12	2	19
6	205	110	35	5	55
7	225	122	41	0	62
8	210	120	48	1	41
9	176	92	35	2	47
10	357	207	89	2	59
11	57	29	14	1	13
12	247	149	57	2	39
GRAND TOTAL:	<u>2,357</u>	<u>1,306</u>	<u>478</u>	<u>20</u>	<u>553</u>

TOWN OF SWEDEN
TOWN JUSTICE

LEGISLATIVE DISTRICT OR TOWN	TOTAL VOTES	JESSICA A. DIAZ DEM	ANTHONY S. PERRY REP	ANTHONY S. PERRY CON	SCATTER	BLANK AND VOID
Sweden						
1	230	109	85	30	0	6
2	86	38	32	11	0	5
3	223	108	84	26	1	4
4	285	115	121	43	0	6
5	56	29	21	5	0	1
6	205	86	87	27	1	4
7	225	94	94	32	0	5
8	210	61	106	39	0	4
9	176	71	78	22	0	5
10	357	86	183	80	0	8
11	57	30	17	9	0	1
12	247	63	129	48	0	7
GRAND TOTAL:	<u>2,357</u>	<u>890</u>	<u>1,037</u>	<u>372</u>	<u>2</u>	<u>56</u>

TOWN OF SWEDEN
MEMBER OF TOWN COUNCIL
(VOTE FOR 2)

LEGISLATIVE DISTRICT OR TOWN	TOTAL VOTES	KAREN P. LOBRACCO	GARY J. SULLIVAN	PATRICIA HAYLES	GARY J. SULLIVAN	PATRICIA HAYLES	SCATTER	BLANK AND VOID
		DEM	REP	REP	CON	CON		
Sweden								
1	460	106	95	106	36	37	0	80
2	172	39	33	37	11	11	0	41
3	446	110	90	99	30	32	2	83
4	570	115	130	135	45	47	3	95
5	112	30	21	24	5	9	1	22
6	410	86	92	95	30	31	6	70
7	450	99	97	106	34	33	3	78
8	420	61	104	102	42	46	1	64
9	352	73	74	79	23	31	2	70
10	714	95	177	187	75	89	1	90
11	114	31	17	21	11	12	1	21
12	494	67	127	136	50	60	3	51
GRAND TOTAL:	<u>4,714</u>	<u>912</u>	<u>1,057</u>	<u>1,127</u>	<u>392</u>	<u>438</u>	<u>23</u>	<u>765</u>

TOWN OF WEBSTER
SUPERVISOR

LEGISLATIVE DISTRICT OR TOWN	TOTAL VOTES	DANIELLE M. PALERMO- JIMENEZ DEM	TOM FLAHERTY REP	TOM FLAHERTY CON	DANIELLE M. PALERMO- JIMENEZ WOR	SCATTER	BLANK AND VOID
Webster							
1	219	82	93	29	8	1	6
2	244	99	101	27	10	0	7
3	307	130	133	34	5	0	5
4	94	30	49	8	4	0	3
5	251	81	109	34	11	3	13
6	159	47	86	16	4	0	6
7	235	79	104	37	10	1	4
8	210	63	103	34	7	0	3
9	231	68	115	40	3	0	5
10	499	133	266	82	12	1	5
11	243	62	133	40	7	0	1
12	322	106	162	42	8	1	3
13	235	80	121	24	6	0	4
14	226	98	83	30	8	3	4
15	144	50	67	17	8	0	2
16	250	78	116	45	6	0	5
17	230	45	133	45	4	0	3
18	166	70	63	25	4	0	4
19	375	98	198	53	12	0	14
20	416	110	230	65	7	0	4
21	280	71	164	35	5	2	3
22	267	77	132	41	10	0	7
23	208	76	88	34	6	0	4
24	587	175	270	98	23	0	21
25	100	37	45	16	2	0	0
26	206	59	95	42	8	0	2
27	485	165	249	54	8	0	9
28	250	71	122	43	7	0	7
29	142	48	67	24	2	0	1
30	111	40	50	11	4	0	6
31	254	62	125	49	8	0	10
32	333	97	169	48	10	1	8
33	270	82	132	44	8	0	4
34	120	34	70	11	3	1	1
35	162	50	71	39	2	0	0
36	177	62	91	20	2	0	2
37	418	139	209	46	21	0	3
38	225	88	105	20	7	0	5
39	253	111	117	18	3	0	4
40	461	179	203	53	16	0	10
41	384	116	205	48	10	0	5
42	297	90	139	57	5	0	6

TOWN OF WEBSTER
SUPERVISOR

LEGISLATIVE DISTRICT OR TOWN	TOTAL VOTES	DANIELLE M. PALERMO- JIMENEZ DEM	TOM FLAHERTY REP	TOM FLAHERTY CON	DANIELLE M. PALERMO- JIMENEZ WOR	SCATTER	BLANK AND VOID	
Webster	43	197	57	98	31	6	0	5
GRAND TOTAL:	11,243	3,595	5,481	1,609	320	14	224	

TOWN OF WEBSTER
TOWN JUSTICE

LEGISLATIVE DISTRICT OR TOWN	TOTAL VOTES	JEFFREY L. TAYLOR DEM	THOMAS J. DISALVO REP	THOMAS J. DISALVO CON	SCATTER	BLANK AND VOID
Webster						
1	219	97	90	25	0	7
2	244	111	103	25	0	5
3	307	142	130	33	0	2
4	94	37	44	11	0	2
5	251	93	115	37	0	6
6	159	58	79	15	0	7
7	235	83	109	37	0	6
8	210	69	101	35	0	5
9	231	58	123	46	0	4
10	499	145	257	87	0	10
11	243	71	127	39	0	6
12	322	101	170	44	0	7
13	235	91	115	26	0	3
14	226	96	94	29	0	7
15	144	52	69	20	0	3
16	250	88	117	43	1	1
17	230	50	132	46	0	2
18	166	70	66	24	0	6
19	375	115	197	55	0	8
20	416	115	227	71	0	3
21	280	87	160	30	0	3
22	267	85	136	43	0	3
23	208	85	81	35	0	7
24	587	177	285	111	0	14
25	100	39	46	14	0	1
26	206	65	94	42	0	5
27	485	178	240	59	0	8
28	250	79	120	45	0	6
29	142	54	61	24	0	3
30	111	45	53	12	0	1
31	254	66	120	55	0	13
32	333	113	168	46	0	6
33	270	89	128	48	0	5
34	120	34	67	15	1	3
35	162	50	75	36	0	1
36	177	65	88	22	0	2
37	418	173	194	45	0	6
38	225	97	106	20	0	2
39	253	121	105	21	0	6
40	461	196	198	57	0	10
41	384	137	194	46	0	7
42	297	93	139	55	0	10
43	197	68	93	34	0	2
GRAND TOTAL:	<u>11,243</u>	<u>3,938</u>	<u>5,416</u>	<u>1,663</u>	<u>2</u>	<u>224</u>

TOWN OF WEBSTER
MEMBER OF TOWN COUNCIL
(VOTE FOR 2)

LEGISLATIVE DISTRICT OR TOWN	TOTAL VOTES	SID BAHL	ASHLEY A. TEAGUE	GINNY NGUYEN	PATRICIA T. CATALDI	GINNY NGUYEN	PATRICIA T. CATALDI	ASHLEY A. TEAGUE	SCATTER	BLANK AND VOID
		DEM	DEM	REP	REP	CON	CON	WOR		
Webster										
1	438	85	88	83	98	29	32	6	0	17
2	488	114	104	93	94	23	28	14	0	18
3	614	139	134	119	128	35	34	4	0	21
4	188	31	35	43	46	10	10	5	0	8
5	502	93	88	107	101	32	33	16	0	32
6	318	54	53	78	78	17	14	6	0	18
7	470	80	80	104	109	36	34	6	0	21
8	420	76	70	91	89	31	33	11	0	19
9	462	70	62	104	113	42	40	7	0	24
10	998	152	150	241	238	81	86	11	0	39
11	486	73	73	117	111	39	38	12	0	23
12	644	100	108	159	158	48	43	8	0	20
13	470	94	87	102	101	28	29	9	0	20
14	452	95	94	82	93	28	28	12	0	20
15	288	53	53	63	64	16	20	7	0	12
16	500	85	94	103	111	45	43	4	0	15
17	460	50	52	117	122	49	48	8	0	14
18	332	69	75	62	60	26	22	6	0	12
19	750	108	104	193	189	53	57	14	0	32
20	832	122	114	204	216	69	69	9	0	29
21	560	96	95	127	143	36	35	8	1	19
22	534	89	87	121	118	44	41	9	0	25
23	416	85	87	72	74	31	35	10	0	22
24	1,174	182	172	268	270	105	100	23	0	54
25	200	32	40	44	43	16	15	1	0	9
26	412	70	66	86	92	36	38	9	0	15

TOWN OF WEBSTER
MEMBER OF TOWN COUNCIL
(VOTE FOR 2)

LEGISLATIVE DISTRICT OR TOWN	TOTAL VOTES	SID BAHL DEM	ASHLEY A. TEAGUE DEM	GINNY NGUYEN REP	PATRICIA T. CATALDI REP	GINNY NGUYEN CON	PATRICIA T. CATALDI CON	ASHLEY A. TEAGUE WOR	SCATTER	BLANK AND VOID
Webster										
27	970	169	175	224	233	60	63	14	0	32
28	500	77	76	115	121	43	44	9	0	15
29	284	49	46	60	60	24	26	6	0	13
30	222	39	48	44	51	12	14	3	0	11
31	508	69	67	106	109	53	52	8	1	43
32	666	120	114	156	155	41	47	6	0	27
33	540	90	90	117	122	44	46	7	0	24
34	240	33	35	64	64	14	16	2	2	10
35	324	54	53	72	72	32	35	2	0	4
36	354	60	64	84	79	23	27	4	0	13
37	836	158	150	180	196	51	48	17	0	36
38	450	97	97	99	102	20	19	6	0	10
39	506	120	118	95	103	22	16	4	0	28
40	922	194	181	191	185	51	52	19	0	49
41	768	134	123	183	188	44	53	11	0	32
42	594	98	91	129	140	49	53	3	0	31
43	394	64	67	88	88	27	29	9	0	22
GRAND TOTAL:	22,486	3,922	3,860	4,990	5,127	1,615	1,645	365	4	958

TOWN OF WHEATLAND
SUPERVISOR

LEGISLATIVE DISTRICT OR TOWN	TOTAL VOTES	LINDA M. DOBSON REP	LINDA M. DOBSON CON	SCATTER	BLANK AND VOID
Wheatland					
1	193	94	36	4	59
2	236	123	48	11	54
3	192	85	43	1	63
4	152	91	30	2	29
5	270	150	70	0	50
GRAND TOTAL:	<u>1,043</u>	<u>543</u>	<u>227</u>	<u>18</u>	<u>255</u>

TOWN OF WHEATLAND
TOWN JUSTICE

LEGISLATIVE DISTRICT OR TOWN	TOTAL VOTES	MICHAEL J. SMITH REP	NICOLE E. BAYLY REP	MICHAEL J. SMITH CON	NICOLE E. BAYLY CON	SCATTER	BLANK AND VOID
Wheatland							
1	386	94	94	37	40	4	117
2	472	125	115	50	53	0	129
3	384	83	84	42	45	2	128
4	304	86	84	34	34	1	65
5	540	140	139	68	71	0	122
GRAND TOTAL:	2,086	528	516	231	243	7	561

TOWN OF WHEATLAND
MEMBER OF TOWN COUNCIL
(VOTE FOR 2)

LEGISLATIVE DISTRICT OR TOWN	TOTAL VOTES	TIMOTHY R. DAVIS	EDWARD SHERO	TIMOTHY R. DAVIS	EDWARD SHERO	SCATTER	BLANK AND VOID
		REP	REP	CON	CON		
Wheatland							
1	386	92	90	37	37	5	125
2	472	138	118	52	50	1	113
3	384	87	84	40	39	2	132
4	304	87	81	34	37	1	64
5	540	142	143	69	68	3	115
GRAND TOTAL:	2,086	546	516	232	231	12	549

TOWN OF WHEATLAND
SUPERINTENDENT OF HIGHWAYS

LEGISLATIVE DISTRICT OR TOWN	TOTAL VOTES	JOSHUA L. DAVIS REP	JOSHUA L. DAVIS CON	SCATTER	BLANK AND VOID
Wheatland					
1	193	95	40	3	55
2	236	137	52	0	47
3	192	92	41	1	58
4	152	92	36	1	23
5	270	148	74	0	48
GRAND TOTAL:	<u>1,043</u>	<u>564</u>	<u>243</u>	<u>5</u>	<u>231</u>

VILLAGE OF EAST ROCHESTER
 VILLAGE TRUSTEE
 (VOTE FOR 2)

LEGISLATIVE DISTRICT OR TOWN	TOTAL VOTES	LAFAYETTE D. EATON DEM	MARK D. MCDERMOTT DEM	TED CONNERS REP	KELLEY L. SWAGLER REP	TED CONNERS CON	KELLEY L. SWAGLER CON	LAFAYETTE D. EATON WOR	SCATTER	BLANK AND VOID
East Rochester										
1	336	64	80	71	73	17	14	6	0	11
2	352	55	72	85	81	18	19	13	0	9
3	352	47	62	92	86	22	25	7	1	10
4	294	53	69	69	62	8	10	11	0	12
5	284	51	58	69	61	15	19	6	0	5
6	486	112	127	90	92	21	18	13	0	13
7	298	56	70	64	62	13	12	10	0	11
GRAND TOTAL:	2,402	438	538	540	517	114	117	66	1	71

PROPOSAL NUMBER ONE
AN AMENDMENT
AMENDING THE APPOINTMENT AND REDISTRICTING PROCESS
SUMMARY

LEGISLATIVE DISTRICT OR TOWN	TOTAL VOTES	YES	NO	BLANK AND VOID
Leg. Dist. 07	404	173	198	33
Leg. Dist. 16	6	6	0	0
Leg. Dist. 21	2,612	1,486	890	236
Leg. Dist. 22	1,136	526	348	262
Leg. Dist. 23	4,057	2,499	1,264	294
Leg. Dist. 24	2,682	1,766	688	228
Leg. Dist. 25	1,959	1,122	541	296
Leg. Dist. 26	1,901	774	975	152
Leg. Dist. 27	2,451	1,178	858	415
Leg. Dist. 28	1,081	479	485	117
Leg. Dist. 29	1,460	607	606	247
CITY	19,749	10,616	6,853	2,280
Brighton	9,074	5,154	3,186	734
Chili	6,482	1,954	4,249	279
Clarkson	1,621	409	1,152	60
East Rochester	1,201	476	637	88
Gates	5,033	1,570	3,202	261
Greece	18,558	5,488	12,213	857
Hamlin	2,006	473	1,469	64
Henrietta	7,843	3,183	4,289	371
Irondequoit	12,953	5,460	6,602	891
Mendon	3,284	1,285	1,813	186
Ogden	4,595	1,230	3,210	155
Parma	3,213	722	2,433	58
Penfield	9,436	3,659	5,310	467
Perinton	13,595	5,859	7,095	641
Pittsford	9,412	4,405	4,385	622
Riga	1,503	326	1,139	38
Rush	1,520	501	890	129
Sweden	2,357	802	1,444	111
Webster	11,243	3,954	6,814	475
Wheatland	1,043	297	712	34
TOWNS	125,972	47,207	72,244	6,521
GRAND TOTAL:	145,721	57,823	79,097	8,801

PROPOSAL NUMBER ONE
 AN AMENDMENT
 AMENDING THE APPOINTMENT AND REDISTRICTING PROCESS
 DETAIL

LEGISLATIVE DISTRICT OR TOWN	TOTAL VOTES	YES	NO	BLANK AND VOID
Leg. Dist. 07				
1	280	123	143	14
2	124	50	55	19
Leg. Dist. 07	404	173	198	33
Leg. Dist. 16				
1	6	6	0	0
Leg. Dist. 16	6	6	0	0
Leg. Dist. 21				
1	148	85	53	10
2	105	60	38	7
3	54	25	24	5
4	47	19	23	5
5	76	49	19	8
6	139	80	40	19
7	206	117	71	18
8	57	39	13	5
9	180	118	51	11
10	226	151	65	10
11	66	28	32	6
12	280	160	100	20
13	84	54	21	9
14	38	22	13	3
15	122	54	54	14
16	38	16	14	8
17	84	58	23	3
18	51	21	22	8
19	25	13	8	4
20	61	38	15	8
21	64	32	29	3
22	70	31	30	9
23	72	32	34	6
24	180	111	51	18
25	66	34	21	11
26	43	26	11	6
27	30	13	15	2
Leg. Dist. 21	2,612	1,486	890	236
Leg. Dist. 22				
1	83	39	27	17
2	12	5	3	4
3	71	13	20	38
4	41	13	9	19
5	17	7	5	5
6	45	17	17	11
7	14	8	5	1
8	33	10	10	13
9	23	16	5	2
10	47	20	16	11
11	88	55	15	18

PROPOSAL NUMBER ONE
 AN AMENDMENT
 AMENDING THE APPOINTMENT AND REDISTRICTING PROCESS
 DETAIL

LEGISLATIVE DISTRICT OR TOWN	TOTAL VOTES	YES	NO	BLANK AND VOID
Leg. Dist. 22				
12	35	12	13	10
13	19	7	6	6
14	9	7	0	2
15	65	27	20	18
16	17	6	8	3
17	21	9	9	3
18	30	15	8	7
19	21	10	10	1
20	59	14	20	25
21	28	10	14	4
22	31	16	12	3
23	26	10	7	9
24	18	8	4	6
25	157	90	53	14
26	76	54	16	6
27	50	28	16	6
Leg. Dist. 22	1,136	526	348	262
Leg. Dist. 23				
1	59	35	24	0
2	121	80	32	9
3	80	52	22	6
4	222	144	63	15
5	56	38	10	8
6	71	41	23	7
7	141	98	38	5
8	136	90	34	12
9	123	80	33	10
10	109	83	15	11
11	163	110	40	13
12	228	142	68	18
13	155	92	54	9
14	113	70	32	11
15	100	62	27	11
16	80	45	28	7
17	153	97	43	13
18	289	168	108	13
19	138	75	53	10
20	185	127	48	10
21	185	116	53	16
22	146	84	50	12
23	89	59	25	5
24	120	59	47	14
25	255	146	91	18
26	292	155	116	21
27	126	71	51	4
28	104	69	30	5
29	18	11	6	1

PROPOSAL NUMBER ONE
 AN AMENDMENT
 AMENDING THE APPOINTMENT AND REDISTRICTING PROCESS
 DETAIL

LEGISLATIVE DISTRICT OR TOWN	TOTAL VOTES	YES	NO	BLANK AND VOID
Leg. Dist. 23	4,057	2,499	1,264	294
Leg. Dist. 24				
1	268	182	68	18
2	126	95	22	9
3	140	90	40	10
4	207	151	44	12
5	172	113	44	15
6	119	83	29	7
7	65	34	27	4
8	118	78	32	8
9	101	61	33	7
10	233	159	57	17
11	42	20	12	10
12	13	4	6	3
13	173	107	51	15
14	199	138	50	11
15	170	88	55	27
16	156	102	41	13
17	20	9	3	8
18	138	90	33	15
19	17	16	1	0
20	26	20	5	1
21	31	25	4	2
22	52	38	9	5
23	81	52	21	8
24	15	11	1	3
Leg. Dist. 24	2,682	1,766	688	228
Leg. Dist. 25				
1	169	115	38	16
2	56	27	19	10
3	87	39	25	23
4	27	22	4	1
5	53	23	17	13
6	97	63	27	7
7	71	40	19	12
8	78	23	29	26
9	25	10	7	8
10	106	70	22	14
11	31	18	7	6
12	145	105	35	5
13	50	26	12	12
14	58	39	15	4
15	57	19	19	19
16	40	16	18	6
17	46	31	9	6
18	93	44	31	18
19	77	50	20	7
20	57	32	21	4

PROPOSAL NUMBER ONE
AN AMENDMENT
AMENDING THE APPOINTMENT AND REDISTRICTING PROCESS
DETAIL

LEGISLATIVE DISTRICT OR TOWN	TOTAL VOTES	YES	NO	BLANK AND VOID
Leg. Dist. 25				
21	52	20	18	14
22	98	70	22	6
23	9	8	1	0
24	20	6	12	2
25	190	100	47	43
26	20	14	6	0
27	33	14	13	6
28	9	7	2	0
29	36	27	8	1
30	69	44	18	7
Leg. Dist. 25	<u>1,959</u>	<u>1,122</u>	<u>541</u>	<u>296</u>
Leg. Dist. 26				
1	237	95	131	11
2	88	32	51	5
3	49	22	22	5
4	121	47	62	12
5	83	31	43	9
6	76	33	27	16
7	83	33	42	8
8	74	35	29	10
9	106	54	42	10
10	87	33	44	10
11	108	48	53	7
12	136	50	82	4
13	159	71	76	12
14	162	67	83	12
15	81	35	41	5
16	119	39	75	5
17	132	49	72	11
Leg. Dist. 26	<u>1,901</u>	<u>774</u>	<u>975</u>	<u>152</u>
Leg. Dist. 27				
1	128	52	51	25
2	140	59	48	33
3	130	70	37	23
4	147	63	50	34
5	137	69	39	29
6	89	32	34	23
7	126	72	43	11
8	127	64	47	16
9	159	101	39	19
10	120	67	42	11
11	121	55	36	30
12	85	42	36	7
13	87	50	24	13
14	55	20	24	11
15	101	52	27	22
16	105	60	36	9

PROPOSAL NUMBER ONE
 AN AMENDMENT
 AMENDING THE APPOINTMENT AND REDISTRICTING PROCESS
 DETAIL

LEGISLATIVE DISTRICT OR TOWN	TOTAL VOTES	YES	NO	BLANK AND VOID
Leg. Dist. 27				
17	98	32	39	27
18	82	35	42	5
19	108	50	37	21
20	47	17	21	9
21	54	23	16	15
22	58	27	27	4
23	77	40	23	14
25	34	10	21	3
26	36	16	19	1
Leg. Dist. 27	2,451	1,178	858	415
Leg. Dist. 28				
1	58	29	20	9
2	34	13	19	2
3	20	9	8	3
4	49	19	21	9
5	40	16	20	4
6	119	52	59	8
7	113	41	56	16
8	51	20	17	14
9	60	30	27	3
10	20	9	8	3
11	37	14	22	1
12	30	16	11	3
13	60	26	32	2
14	61	31	26	4
15	21	13	6	2
16	56	26	20	10
17	4	1	3	0
18	46	18	24	4
19	0	0	0	0
20	88	36	43	9
21	86	46	33	7
22	28	14	10	4
Leg. Dist. 28	1,081	479	485	117
Leg. Dist. 29				
1	6	2	4	0
2	11	3	6	2
3	4	2	1	1
4	107	46	48	13
5	63	24	31	8
6	50	25	18	7
7	62	39	21	2
8	15	1	10	4
9	105	45	45	15
10	60	24	24	12
11	76	27	37	12
12	49	22	20	7

PROPOSAL NUMBER ONE
AN AMENDMENT
AMENDING THE APPOINTMENT AND REDISTRICTING PROCESS
DETAIL

LEGISLATIVE DISTRICT OR TOWN	TOTAL VOTES	YES	NO	BLANK AND VOID
Leg. Dist. 29				
13	36	19	11	6
14	29	9	14	6
15	45	15	18	12
16	17	5	9	3
17	62	29	29	4
18	129	60	56	13
19	34	20	11	3
20	75	33	26	16
21	103	48	44	11
22	42	18	11	13
23	83	24	20	39
24	87	25	46	16
25	89	38	35	16
26	19	4	9	6
28	2	0	2	0
Leg. Dist. 29	<u>1,460</u>	<u>607</u>	<u>606</u>	<u>247</u>
CITY	19,749	10,616	6,853	2,280
Brighton				
1	263	143	94	26
2	142	58	69	15
3	175	90	73	12
4	253	144	80	29
5	278	180	74	24
6	289	144	118	27
7	137	79	47	11
8	244	111	115	18
9	249	137	81	31
10	280	169	93	18
11	255	145	99	11
12	323	200	93	30
13	187	114	59	14
14	129	75	40	14
15	158	84	61	13
16	171	58	99	14
17	116	71	35	10
18	204	141	46	17
19	166	115	45	6
20	124	71	43	10
21	196	120	61	15
22	228	145	72	11
23	210	124	72	14
24	218	98	95	25
25	204	126	60	18
26	141	65	71	5
27	211	106	89	16
28	273	170	87	16
29	118	53	54	11

PROPOSAL NUMBER ONE
AN AMENDMENT
AMENDING THE APPOINTMENT AND REDISTRICTING PROCESS
DETAIL

LEGISLATIVE DISTRICT OR TOWN	TOTAL VOTES	YES	NO	BLANK AND VOID
<u>Brighton</u>				
30	274	168	93	13
31	215	135	61	19
32	270	158	88	24
33	246	143	93	10
34	213	122	77	14
35	180	112	46	22
36	83	53	25	5
37	142	86	42	14
38	234	133	78	23
39	187	99	75	13
40	365	223	109	33
41	191	114	67	10
42	88	45	29	14
43	161	78	71	12
44	54	20	27	7
45	111	56	46	9
46	118	73	34	11
Brighton	<u>9,074</u>	<u>5,154</u>	<u>3,186</u>	<u>734</u>
<u>Chili</u>				
1	166	60	105	1
2	285	62	216	7
3	198	71	117	10
4	132	41	87	4
5	175	61	112	2
6	204	51	143	10
7	110	48	55	7
8	199	43	149	7
9	208	74	126	8
10	114	24	83	7
11	193	48	139	6
12	203	62	131	10
13	304	76	212	16
14	213	63	143	7
15	160	52	100	8
16	367	100	248	19
17	485	134	329	22
18	172	50	113	9
19	194	64	122	8
20	260	73	164	23
21	139	32	102	5
22	170	65	91	14
23	162	53	106	3
24	356	133	209	14
25	118	51	60	7
26	261	71	183	7
27	176	42	128	6
28	143	46	89	8

PROPOSAL NUMBER ONE
AN AMENDMENT
AMENDING THE APPOINTMENT AND REDISTRICTING PROCESS
DETAIL

LEGISLATIVE DISTRICT OR TOWN	TOTAL VOTES	YES	NO	BLANK AND VOID
Chili				
29	156	57	96	3
30	71	25	42	4
31	202	78	121	3
32	186	44	128	14
Chili	<u>6,482</u>	<u>1,954</u>	<u>4,249</u>	<u>279</u>
Clarkson				
1	343	74	256	13
2	43	8	33	2
3	236	77	148	11
4	368	67	294	7
5	426	122	288	16
6	205	61	133	11
Clarkson	<u>1,621</u>	<u>409</u>	<u>1,152</u>	<u>60</u>
East Rochester				
1	168	64	90	14
2	176	76	88	12
3	176	60	105	11
4	147	55	77	15
5	142	59	72	11
6	243	101	123	19
7	149	61	82	6
East Rochester	<u>1,201</u>	<u>476</u>	<u>637</u>	<u>88</u>
Gates				
1	98	40	52	6
2	123	38	79	6
3	122	46	69	7
4	135	37	94	4
5	234	86	139	9
6	153	53	93	7
7	348	101	232	15
8	132	33	93	6
9	140	51	78	11
10	90	34	53	3
11	98	28	66	4
12	87	34	49	4
13	134	46	77	11
14	88	21	62	5
15	229	78	137	14
16	129	33	90	6
17	130	36	84	10
18	174	49	117	8
19	143	38	99	6
20	144	37	97	10
21	136	46	80	10
22	133	49	74	10
23	143	44	93	6
24	285	94	174	17

PROPOSAL NUMBER ONE
AN AMENDMENT
AMENDING THE APPOINTMENT AND REDISTRICTING PROCESS
DETAIL

LEGISLATIVE DISTRICT OR TOWN	TOTAL VOTES	YES	NO	BLANK AND VOID
<u>Gates</u>				
25	114	28	82	4
26	182	40	137	5
27	192	70	111	11
28	127	42	81	4
29	125	34	77	14
30	112	26	82	4
31	119	33	79	7
32	163	58	99	6
33	57	26	29	2
34	122	34	85	3
35	92	27	59	6
	<u>5,033</u>	<u>1,570</u>	<u>3,202</u>	<u>261</u>
<u>Greece</u>				
1	165	54	103	8
2	230	60	161	9
3	122	39	82	1
4	116	34	76	6
5	92	33	55	4
6	86	33	49	4
7	136	48	77	11
8	105	34	66	5
9	118	42	70	6
10	115	29	78	8
11	47	14	29	4
12	89	29	56	4
13	123	53	67	3
14	95	37	56	2
15	173	48	119	6
16	121	26	91	4
17	222	65	141	16
18	196	64	129	3
19	110	43	62	5
20	112	34	73	5
21	194	64	123	7
22	101	31	65	5
23	204	58	134	12
24	237	69	160	8
25	137	49	81	7
26	11	6	5	0
27	239	53	169	17
28	228	45	171	12
29	151	45	98	8
30	287	92	186	9
31	143	38	103	2
32	114	45	63	6
33	193	47	134	12
34	202	67	124	11

PROPOSAL NUMBER ONE
AN AMENDMENT
AMENDING THE APPOINTMENT AND REDISTRICTING PROCESS
DETAIL

LEGISLATIVE DISTRICT OR TOWN	TOTAL VOTES	YES	NO	BLANK AND VOID
Greece				
35	142	45	89	8
36	212	59	139	14
37	146	51	87	8
38	245	65	162	18
39	97	27	66	4
40	98	37	56	5
41	239	75	152	12
42	126	42	80	4
43	191	50	136	5
44	245	73	157	15
45	299	62	227	10
46	92	34	49	9
47	172	55	108	9
48	9	4	4	1
49	119	44	73	2
50	163	51	107	5
51	87	25	55	7
52	222	64	151	7
53	114	29	79	6
54	216	42	167	7
55	120	36	80	4
56	216	86	117	13
57	145	45	96	4
58	215	68	141	6
59	71	23	39	9
60	135	38	94	3
61	132	32	96	4
62	189	44	129	16
63	156	51	91	14
64	121	36	78	7
65	160	56	87	17
66	79	23	50	6
67	137	33	103	1
68	192	52	133	7
69	111	41	66	4
70	579	146	409	24
71	206	81	114	11
72	259	75	172	12
73	69	23	45	1
74	108	35	71	2
75	113	40	69	4
76	184	34	147	3
77	171	54	113	4
78	17	6	8	3
79	360	99	245	16
80	258	73	171	14
81	114	43	67	4

PROPOSAL NUMBER ONE
AN AMENDMENT
AMENDING THE APPOINTMENT AND REDISTRICTING PROCESS
DETAIL

LEGISLATIVE DISTRICT OR TOWN	TOTAL VOTES	YES	NO	BLANK AND VOID
Greece				
82	116	45	63	8
83	75	28	38	9
84	183	46	126	11
85	215	71	135	9
86	214	54	156	4
87	136	48	81	7
88	228	77	143	8
89	140	38	99	3
90	225	46	168	11
91	361	104	236	21
92	233	77	137	19
93	206	71	119	16
94	212	65	138	9
95	89	32	51	6
96	190	53	129	8
97	327	90	231	6
98	258	93	155	10
99	221	57	154	10
100	268	80	178	10
101	126	29	94	3
102	271	75	184	12
103	223	57	160	6
104	142	28	108	6
105	279	78	192	9
106	178	47	122	9
107	150	37	108	5
108	184	55	115	14
109	243	72	162	9
Greece	18,558	5,488	12,213	857
Hamlin				
1	156	46	108	2
2	250	54	187	9
3	211	44	159	8
4	157	28	124	5
5	201	46	149	6
6	195	51	139	5
7	334	90	232	12
8	131	33	94	4
9	119	22	91	6
10	252	59	186	7
Hamlin	2,006	473	1,469	64
Henrietta				
1	250	109	130	11
2	212	92	116	4
3	76	40	35	1
4	182	86	86	10
5	193	70	115	8

PROPOSAL NUMBER ONE
AN AMENDMENT
AMENDING THE APPOINTMENT AND REDISTRICTING PROCESS
DETAIL

LEGISLATIVE DISTRICT OR TOWN	TOTAL VOTES	YES	NO	BLANK AND VOID
<u>Henrietta</u>				
6	186	67	108	11
7	182	71	100	11
8	187	54	121	12
9	130	53	73	4
10	180	64	105	11
11	128	44	77	7
12	189	72	113	4
13	280	103	157	20
14	142	61	77	4
15	239	99	127	13
16	109	30	72	7
17	261	121	127	13
18	221	85	122	14
19	162	63	93	6
20	306	128	169	9
21	153	74	75	4
22	317	155	147	15
23	162	53	100	9
24	212	97	107	8
25	185	54	114	17
26	452	189	247	16
27	316	115	181	20
28	284	105	166	13
29	539	210	312	17
30	456	216	217	23
31	119	35	77	7
32	364	188	156	20
33	138	51	77	10
34	93	38	53	2
35	238	91	137	10
<u>Henrietta</u>	<u>7,843</u>	<u>3,183</u>	<u>4,289</u>	<u>371</u>
<u>Irondequoit</u>				
1	232	88	133	11
2	144	61	76	7
3	228	84	126	18
4	106	46	57	3
5	163	79	73	11
6	345	182	145	18
7	364	143	202	19
8	242	87	135	20
9	211	65	136	10
10	273	116	140	17
11	117	56	56	5
12	147	81	60	6
13	274	144	108	22
14	288	122	156	10
15	291	135	132	24

PROPOSAL NUMBER ONE
 AN AMENDMENT
 AMENDING THE APPOINTMENT AND REDISTRICTING PROCESS
 DETAIL

LEGISLATIVE DISTRICT OR TOWN	TOTAL VOTES	YES	NO	BLANK AND VOID
Irondequoit				
16	393	166	188	39
17	132	53	71	8
18	215	100	102	13
19	215	110	80	25
20	207	83	112	12
21	206	94	99	13
22	250	97	132	21
23	191	84	97	10
24	186	84	86	16
25	193	72	112	9
26	106	53	40	13
27	149	60	73	16
28	199	60	131	8
29	144	63	76	5
30	215	97	109	9
31	257	112	133	12
32	180	84	81	15
33	164	69	83	12
34	325	128	181	16
35	123	52	65	6
36	78	28	45	5
37	129	49	70	10
38	69	34	24	11
39	53	24	26	3
40	156	77	63	16
41	172	84	81	7
42	253	103	137	13
43	141	62	68	11
44	427	161	240	26
45	133	52	70	11
46	190	75	97	18
47	85	30	46	9
48	186	67	109	10
49	305	121	154	30
50	76	26	45	5
51	307	127	162	18
52	172	71	88	13
53	158	48	101	9
54	37	11	21	5
55	193	91	88	14
56	146	62	71	13
57	272	125	133	14
58	206	83	104	19
59	162	69	80	13
60	194	75	102	17
61	250	111	128	11
62	273	129	119	25

PROPOSAL NUMBER ONE
AN AMENDMENT
AMENDING THE APPOINTMENT AND REDISTRICTING PROCESS
DETAIL

LEGISLATIVE DISTRICT OR TOWN	TOTAL VOTES	YES	NO	BLANK AND VOID
Irondequoit				
63	169	75	75	19
64	32	10	17	5
65	121	49	60	12
66	54	20	32	2
67	123	44	69	10
68	156	57	91	8
Irondequoit	<u>12,953</u>	<u>5,460</u>	<u>6,602</u>	<u>891</u>
Mendon				
1	429	175	225	29
2	397	171	200	26
3	438	166	254	18
4	308	141	146	21
5	413	158	228	27
6	409	144	243	22
7	403	131	250	22
8	158	67	85	6
9	329	132	182	15
Mendon	<u>3,284</u>	<u>1,285</u>	<u>1,813</u>	<u>186</u>
Ogden				
1	215	75	135	5
2	234	64	164	6
3	319	91	216	12
4	202	53	146	3
5	197	46	142	9
6	227	58	155	14
7	164	35	121	8
8	218	64	148	6
9	209	78	120	11
10	209	61	143	5
11	232	53	171	8
12	260	65	188	7
13	229	80	141	8
14	188	46	135	7
15	316	79	226	11
16	157	30	125	2
17	201	45	148	8
18	258	61	188	9
19	262	74	178	10
20	298	72	220	6
Ogden	<u>4,595</u>	<u>1,230</u>	<u>3,210</u>	<u>155</u>
Parma				
1	223	51	163	9
2	249	50	194	5
3	167	33	129	5
4	210	35	171	4
5	144	24	117	3
6	117	19	95	3

PROPOSAL NUMBER ONE
AN AMENDMENT
AMENDING THE APPOINTMENT AND REDISTRICTING PROCESS
DETAIL

LEGISLATIVE DISTRICT OR TOWN	TOTAL VOTES	YES	NO	BLANK AND VOID
Parma				
7	196	44	151	1
8	285	86	195	4
9	237	53	183	1
10	203	39	160	4
11	231	64	166	1
12	211	58	148	5
13	372	83	286	3
14	130	32	95	3
15	238	51	180	7
Parma	3,213	722	2,433	58
Penfield				
1	79	32	42	5
2	182	76	97	9
3	223	82	129	12
4	335	102	222	11
5	253	100	138	15
6	160	47	107	6
7	221	95	116	10
8	98	23	71	4
9	280	153	114	13
10	146	62	74	10
11	121	44	69	8
12	216	98	106	12
13	204	71	127	6
14	310	81	215	14
15	310	129	168	13
16	105	48	54	3
17	217	86	121	10
18	188	79	103	6
19	347	160	171	16
20	248	82	154	12
21	246	115	122	9
22	205	91	101	13
23	320	141	164	15
24	310	117	180	13
25	170	46	117	7
26	126	43	75	8
27	235	102	120	13
28	170	77	85	8
29	250	103	122	25
30	435	158	260	17
31	132	50	70	12
32	138	64	67	7
33	209	79	122	8
34	175	65	104	6
35	337	147	158	32
36	232	104	121	7

PROPOSAL NUMBER ONE
AN AMENDMENT
AMENDING THE APPOINTMENT AND REDISTRICTING PROCESS
DETAIL

LEGISLATIVE DISTRICT OR TOWN	TOTAL VOTES	YES	NO	BLANK AND VOID
Penfield				
37	443	138	282	23
38	159	49	106	4
39	151	55	90	6
40	230	86	132	12
41	315	119	182	14
42	205	60	132	13
Penfield	<u>9,436</u>	<u>3,659</u>	<u>5,310</u>	<u>467</u>
Perinton				
1	389	165	214	10
2	292	122	154	16
3	219	91	118	10
4	198	85	98	15
5	103	46	50	7
6	227	118	87	22
7	290	137	138	15
8	227	100	117	10
9	296	122	162	12
10	309	155	139	15
11	150	63	82	5
12	236	115	113	8
13	204	85	106	13
14	254	97	140	17
15	212	91	112	9
16	198	97	89	12
17	216	106	100	10
18	227	104	116	7
19	195	75	111	9
20	217	93	108	16
21	272	117	143	12
22	180	77	94	9
23	360	168	181	11
24	354	150	180	24
25	194	104	79	11
26	254	108	135	11
27	201	91	100	10
28	190	68	114	8
29	159	58	97	4
30	237	106	125	6
31	279	126	140	13
32	173	86	80	7
33	261	143	107	11
34	299	116	175	8
35	222	94	117	11
36	140	61	76	3
37	274	123	139	12
38	332	153	158	21
39	284	107	164	13

PROPOSAL NUMBER ONE
AN AMENDMENT
AMENDING THE APPOINTMENT AND REDISTRICTING PROCESS
DETAIL

LEGISLATIVE DISTRICT OR TOWN	TOTAL VOTES	YES	NO	BLANK AND VOID
Perinton				
40	193	80	105	8
41	172	70	97	5
42	188	62	119	7
43	453	176	252	25
44	205	89	103	13
45	449	200	231	18
46	107	59	43	5
47	262	108	136	18
48	211	86	111	14
49	197	72	115	10
50	30	14	13	3
51	310	95	204	11
52	247	121	113	13
53	203	93	103	7
54	395	162	220	13
55	252	104	137	11
56	397	145	235	17
Perinton	13,595	5,859	7,095	641
Pittsford				
1	240	117	94	29
2	283	147	105	31
3	417	176	200	41
4	373	161	183	29
5	232	124	98	10
6	142	71	61	10
7	143	71	66	6
8	260	116	131	13
9	294	120	158	16
10	341	158	168	15
11	235	102	114	19
12	279	123	134	22
13	222	102	108	12
14	339	157	169	13
15	139	51	84	4
16	226	116	94	16
17	344	170	140	34
18	197	104	76	17
19	179	63	103	13
20	298	140	145	13
21	262	150	93	19
22	305	158	130	17
23	216	91	111	14
24	305	147	134	24
25	327	163	148	16
26	249	90	142	17
27	260	141	101	18
28	263	124	130	9

PROPOSAL NUMBER ONE
AN AMENDMENT
AMENDING THE APPOINTMENT AND REDISTRICTING PROCESS
DETAIL

LEGISLATIVE DISTRICT OR TOWN	TOTAL VOTES	YES	NO	BLANK AND VOID
<u>Pittsford</u>				
29	283	115	144	24
30	235	114	109	12
31	320	146	155	19
32	343	168	154	21
33	470	219	223	28
34	391	190	180	21
<u>Pittsford</u>	<u>9,412</u>	<u>4,405</u>	<u>4,385</u>	<u>622</u>
<u>Riga</u>				
1	310	81	219	10
2	272	47	216	9
3	220	68	147	5
4	234	50	180	4
5	240	41	194	5
6	227	39	183	5
<u>Riga</u>	<u>1,503</u>	<u>326</u>	<u>1,139</u>	<u>38</u>
<u>Rush</u>				
1	439	138	258	43
2	278	68	185	25
3	404	156	214	34
4	399	139	233	27
<u>Rush</u>	<u>1,520</u>	<u>501</u>	<u>890</u>	<u>129</u>
<u>Sweden</u>				
1	230	96	122	12
2	86	34	50	2
3	223	81	127	15
4	285	109	158	18
5	56	30	25	1
6	205	84	114	7
7	225	82	131	12
8	210	59	143	8
9	176	64	103	9
10	357	75	267	15
11	57	25	28	4
12	247	63	176	8
<u>Sweden</u>	<u>2,357</u>	<u>802</u>	<u>1,444</u>	<u>111</u>
<u>Webster</u>				
1	219	88	115	16
2	244	112	127	5
3	307	134	162	11
4	94	37	51	6
5	251	91	146	14
6	159	54	99	6
7	235	82	144	9
8	210	68	131	11
9	231	62	162	7
10	499	141	342	16
11	243	82	153	8

PROPOSAL NUMBER ONE
AN AMENDMENT
AMENDING THE APPOINTMENT AND REDISTRICTING PROCESS
DETAIL

LEGISLATIVE DISTRICT OR TOWN	TOTAL VOTES	YES	NO	BLANK AND VOID
Webster				
12	322	110	205	7
13	235	85	139	11
14	226	89	123	14
15	144	58	83	3
16	250	84	155	11
17	230	49	171	10
18	166	58	98	10
19	375	128	236	11
20	416	141	251	24
21	280	95	177	8
22	267	94	169	4
23	208	84	103	21
24	587	179	388	20
25	100	29	59	12
26	206	65	131	10
27	485	171	287	27
28	250	85	155	10
29	142	53	83	6
30	111	40	64	7
31	254	96	150	8
32	333	110	208	15
33	270	88	166	16
34	120	32	83	5
35	162	69	87	6
36	177	67	104	6
37	418	149	253	16
38	225	102	116	7
39	253	105	138	10
40	461	184	256	21
41	384	128	247	9
42	297	113	174	10
43	197	63	123	11
Webster	11,243	3,954	6,814	475
Wheatland				
1	193	76	110	7
2	236	47	182	7
3	192	68	115	9
4	152	43	105	4
5	270	63	200	7
Wheatland	1,043	297	712	34
TOWNS	125,972	47,207	72,244	6,521
GRAND TOTAL:	145,721	57,823	79,097	8,801

PROPOSAL NUMBER TWO
AN AMENDMENT
RIGHT TO CLEAN AIR, CLEAN WATER, AND A HEALTHFUL ENVIRONMENT
SUMMARY

LEGISLATIVE DISTRICT OR TOWN	TOTAL VOTES	YES	NO	BLANK AND VOID
Leg. Dist. 07	404	271	98	35
Leg. Dist. 16	6	6	0	0
Leg. Dist. 21	2,612	2,130	339	143
Leg. Dist. 22	1,136	867	60	209
Leg. Dist. 23	4,057	3,294	610	153
Leg. Dist. 24	2,682	2,288	276	118
Leg. Dist. 25	1,959	1,623	133	203
Leg. Dist. 26	1,901	1,307	476	118
Leg. Dist. 27	2,451	1,936	217	298
Leg. Dist. 28	1,081	808	168	105
Leg. Dist. 29	1,460	1,046	211	203
CITY	19,749	15,576	2,588	1,585
Brighton	9,074	7,096	1,610	368
Chili	6,482	3,566	2,625	291
Clarkson	1,621	819	728	74
East Rochester	1,201	787	340	74
Gates	5,033	3,016	1,720	297
Greece	18,558	10,878	6,824	856
Hamlin	2,006	985	935	86
Henrietta	7,843	5,203	2,364	276
Irondequoit	12,953	8,891	3,408	654
Mendon	3,284	2,083	1,097	104
Ogden	4,595	2,425	1,995	175
Parma	3,213	1,530	1,587	96
Penfield	9,436	5,989	3,106	341
Perinton	13,595	9,209	3,988	398
Pittsford	9,412	6,555	2,495	362
Riga	1,503	672	768	63
Rush	1,520	857	560	103
Sweden	2,357	1,359	892	106
Webster	11,243	6,803	3,996	444
Wheatland	1,043	572	439	32
TOWNS	125,972	79,295	41,477	5,200
GRAND TOTAL:	145,721	94,871	44,065	6,785

PROPOSAL NUMBER TWO
 AN AMENDMENT
 RIGHT TO CLEAN AIR, CLEAN WATER, AND A HEALTHFUL ENVIRONMENT
 DETAIL

LEGISLATIVE DISTRICT OR TOWN	TOTAL VOTES	YES	NO	BLANK AND VOID
Leg. Dist. 07				
1	280	203	63	14
2	124	68	35	21
Leg. Dist. 07	404	271	98	35
Leg. Dist. 16				
1	6	6	0	0
Leg. Dist. 16	6	6	0	0
Leg. Dist. 21				
1	148	113	26	9
2	105	84	18	3
3	54	34	16	4
4	47	36	7	4
5	76	66	5	5
6	139	113	10	16
7	206	168	28	10
8	57	51	4	2
9	180	154	22	4
10	226	197	24	5
11	66	52	8	6
12	280	236	35	9
13	84	78	4	2
14	38	25	12	1
15	122	88	22	12
16	38	28	4	6
17	84	68	15	1
18	51	40	9	2
19	25	17	3	5
20	61	51	5	5
21	64	55	8	1
22	70	57	5	8
23	72	58	11	3
24	180	143	28	9
25	66	59	3	4
26	43	36	2	5
27	30	23	5	2
Leg. Dist. 21	2,612	2,130	339	143
Leg. Dist. 22				
1	83	64	3	16
2	12	10	1	1
3	71	35	2	34
4	41	20	2	19
5	17	12	1	4
6	45	32	6	7
7	14	13	0	1

PROPOSAL NUMBER TWO
AN AMENDMENT
RIGHT TO CLEAN AIR, CLEAN WATER, AND A HEALTHFUL ENVIRONMENT
DETAIL

LEGISLATIVE DISTRICT OR TOWN	TOTAL VOTES	YES	NO	BLANK AND VOID
Leg. Dist. 22				
8	33	23	3	7
9	23	20	1	2
10	47	40	0	7
11	88	71	1	16
12	35	23	2	10
13	19	15	0	4
14	9	7	0	2
15	65	45	2	18
16	17	15	0	2
17	21	15	3	3
18	30	22	2	6
19	21	20	0	1
20	59	40	2	17
21	28	22	1	5
22	31	27	1	3
23	26	16	1	9
24	18	11	1	6
25	157	136	17	4
26	76	68	5	3
27	50	45	3	2
Leg. Dist. 22	<u>1,136</u>	<u>867</u>	<u>60</u>	<u>209</u>
Leg. Dist. 23				
1	59	50	9	0
2	121	107	11	3
3	80	66	13	1
4	222	184	34	4
5	56	47	8	1
6	71	56	13	2
7	141	120	18	3
8	136	113	17	6
9	123	95	22	6
10	109	97	9	3
11	163	132	26	5
12	228	185	33	10
13	155	116	31	8
14	113	100	8	5
15	100	81	13	6
16	80	62	14	4
17	153	124	19	10
18	289	231	54	4
19	138	103	26	9
20	185	156	24	5

PROPOSAL NUMBER TWO
 AN AMENDMENT
 RIGHT TO CLEAN AIR, CLEAN WATER, AND A HEALTHFUL ENVIRONMENT
 DETAIL

LEGISLATIVE DISTRICT OR TOWN	TOTAL VOTES	YES	NO	BLANK AND VOID
Leg. Dist. 23				
21	185	145	29	11
22	146	115	24	7
23	89	79	7	3
24	120	98	12	10
25	255	196	47	12
26	292	236	48	8
27	126	94	28	4
28	104	91	11	2
29	18	15	2	1
Leg. Dist. 23	4,057	3,294	610	153
Leg. Dist. 24				
1	268	243	16	9
2	126	112	11	3
3	140	113	18	9
4	207	183	20	4
5	172	139	25	8
6	119	95	18	6
7	65	45	15	5
8	118	102	14	2
9	101	79	17	5
10	233	209	16	8
11	42	28	7	7
12	13	9	1	3
13	173	153	14	6
14	199	181	14	4
15	170	139	16	15
16	156	131	19	6
17	20	13	1	6
18	138	117	17	4
19	17	16	1	0
20	26	20	5	1
21	31	30	1	0
22	52	48	2	2
23	81	70	8	3
24	15	13	0	2
Leg. Dist. 24	2,682	2,288	276	118
Leg. Dist. 25				
1	169	148	12	9
2	56	49	2	5
3	87	65	5	17
4	27	27	0	0
5	53	45	0	8
6	97	87	5	5

PROPOSAL NUMBER TWO
 AN AMENDMENT
 RIGHT TO CLEAN AIR, CLEAN WATER, AND A HEALTHFUL ENVIRONMENT
 DETAIL

LEGISLATIVE DISTRICT OR TOWN	TOTAL VOTES	YES	NO	BLANK AND VOID
Leg. Dist. 25				
7	71	59	3	9
8	78	60	2	16
9	25	16	0	9
10	106	91	7	8
11	31	25	3	3
12	145	126	16	3
13	50	42	2	6
14	58	51	7	0
15	57	41	2	14
16	40	31	5	4
17	46	40	1	5
18	93	66	12	15
19	77	71	5	1
20	57	39	14	4
21	52	38	2	12
22	98	91	3	4
23	9	9	0	0
24	20	13	5	2
25	190	144	11	35
26	20	19	1	0
27	33	27	0	6
28	9	9	0	0
29	36	31	4	1
30	69	63	4	2
Leg. Dist. 25	1,959	1,623	133	203
Leg. Dist. 26				
1	237	169	62	6
2	88	60	22	6
3	49	37	9	3
4	121	85	31	5
5	83	56	19	8
6	76	55	9	12
7	83	60	18	5
8	74	56	13	5
9	106	68	30	8
10	87	63	16	8
11	108	78	23	7
12	136	80	50	6
13	159	103	51	5
14	162	110	42	10
15	81	59	14	8
16	119	73	37	9

PROPOSAL NUMBER TWO
 AN AMENDMENT
 RIGHT TO CLEAN AIR, CLEAN WATER, AND A HEALTHFUL ENVIRONMENT
 DETAIL

LEGISLATIVE DISTRICT OR TOWN	TOTAL VOTES	YES	NO	BLANK AND VOID
Leg. Dist. 26				
17	132	95	30	7
Leg. Dist. 26	1,901	1,307	476	118
Leg. Dist. 27				
1	128	85	18	25
2	140	104	9	27
3	130	108	13	9
4	147	98	17	32
5	137	109	10	18
6	89	65	4	20
7	126	103	17	6
8	127	117	2	8
9	159	137	9	13
10	120	96	15	9
11	121	91	7	23
12	85	68	13	4
13	87	71	4	12
14	55	44	3	8
15	101	81	5	15
16	105	99	4	2
17	98	66	6	26
18	82	65	12	5
19	108	91	8	9
20	47	35	5	7
21	54	38	5	11
22	58	48	9	1
23	77	68	3	6
25	34	25	8	1
26	36	24	11	1
Leg. Dist. 27	2,451	1,936	217	298
Leg. Dist. 28				
1	58	42	8	8
2	34	27	6	1
3	20	15	3	2
4	49	29	10	10
5	40	33	3	4
6	119	85	24	10
7	113	73	21	19
8	51	34	5	12
9	60	52	4	4
10	20	11	5	4
11	37	31	6	0
12	30	26	1	3
13	60	51	8	1

PROPOSAL NUMBER TWO
 AN AMENDMENT
 RIGHT TO CLEAN AIR, CLEAN WATER, AND A HEALTHFUL ENVIRONMENT
 DETAIL

LEGISLATIVE DISTRICT OR TOWN	TOTAL VOTES	YES	NO	BLANK AND VOID
Leg. Dist. 28				
14	61	44	14	3
15	21	17	2	2
16	56	48	5	3
17	4	3	0	1
18	46	33	7	6
19	0	0	0	0
20	88	66	17	5
21	86	64	18	4
22	28	24	1	3
Leg. Dist. 28	<u>1,081</u>	<u>808</u>	<u>168</u>	<u>105</u>
Leg. Dist. 29				
1	6	3	2	1
2	11	9	0	2
3	4	2	1	1
4	107	79	18	10
5	63	46	11	6
6	50	36	5	9
7	62	47	12	3
8	15	12	1	2
9	105	76	20	9
10	60	46	6	8
11	76	58	7	11
12	49	35	8	6
13	36	30	1	5
14	29	23	2	4
15	45	31	5	9
16	17	13	2	2
17	62	45	12	5
18	129	102	23	4
19	34	29	3	2
20	75	56	6	13
21	103	74	19	10
22	42	24	5	13
23	83	41	7	35
24	87	58	16	13
25	89	59	15	15
26	19	10	4	5
28	2	2	0	0
Leg. Dist. 29	<u>1,460</u>	<u>1,046</u>	<u>211</u>	<u>203</u>
CITY	19,749	15,576	2,588	1,585
Brighton				
1	263	207	46	10

PROPOSAL NUMBER TWO
 AN AMENDMENT
 RIGHT TO CLEAN AIR, CLEAN WATER, AND A HEALTHFUL ENVIRONMENT
 DETAIL

LEGISLATIVE DISTRICT OR TOWN	TOTAL VOTES	YES	NO	BLANK AND VOID
Brighton				
2	142	91	43	8
3	175	138	28	9
4	253	209	36	8
5	278	217	47	14
6	289	229	52	8
7	137	103	27	7
8	244	169	65	10
9	249	185	56	8
10	280	221	53	6
11	255	200	48	7
12	323	251	59	13
13	187	148	31	8
14	129	107	18	4
15	158	122	30	6
16	171	108	56	7
17	116	98	13	5
18	204	183	13	8
19	166	135	26	5
20	124	98	17	9
21	196	152	33	11
22	228	185	39	4
23	210	161	39	10
24	218	161	41	16
25	204	162	34	8
26	141	91	43	7
27	211	155	44	12
28	273	223	46	4
29	118	80	32	6
30	274	236	31	7
31	215	194	15	6
32	270	222	41	7
33	246	193	44	9
34	213	162	40	11
35	180	151	19	10
36	83	66	15	2
37	142	111	22	9
38	234	187	37	10
39	187	141	41	5
40	365	289	55	21
41	191	159	28	4
42	88	59	21	8
43	161	121	34	6

PROPOSAL NUMBER TWO
AN AMENDMENT
RIGHT TO CLEAN AIR, CLEAN WATER, AND A HEALTHFUL ENVIRONMENT
DETAIL

LEGISLATIVE DISTRICT OR TOWN	TOTAL VOTES	YES	NO	BLANK AND VOID
Brighton				
44	54	32	18	4
45	111	81	23	7
46	118	103	11	4
Brighton	<u>9,074</u>	<u>7,096</u>	<u>1,610</u>	<u>368</u>
Chili				
1	166	88	73	5
2	285	134	141	10
3	198	118	74	6
4	132	73	52	7
5	175	95	75	5
6	204	96	94	14
7	110	71	28	11
8	199	92	95	12
9	208	126	78	4
10	114	53	52	9
11	193	99	91	3
12	203	110	86	7
13	304	157	134	13
14	213	103	105	5
15	160	100	52	8
16	367	194	158	15
17	485	277	181	27
18	172	87	78	7
19	194	113	70	11
20	260	154	89	17
21	139	73	61	5
22	170	108	47	15
23	162	97	63	2
24	356	207	132	17
25	118	84	28	6
26	261	129	123	9
27	176	92	78	6
28	143	82	48	13
29	156	94	56	6
30	71	44	23	4
31	202	125	73	4
32	186	91	87	8
Chili	<u>6,482</u>	<u>3,566</u>	<u>2,625</u>	<u>291</u>
Clarkson				
1	343	153	172	18
2	43	22	19	2
3	236	125	98	13
4	368	165	191	12

PROPOSAL NUMBER TWO
 AN AMENDMENT
 RIGHT TO CLEAN AIR, CLEAN WATER, AND A HEALTHFUL ENVIRONMENT
 DETAIL

LEGISLATIVE DISTRICT OR TOWN	TOTAL VOTES	YES	NO	BLANK AND VOID
Clarkson				
5	426	241	166	19
6	205	113	82	10
Clarkson	1,621	819	728	74
East Rochester				
1	168	110	49	9
2	176	115	50	11
3	176	105	62	9
4	147	99	34	14
5	142	87	41	14
6	243	173	58	12
7	149	98	46	5
East Rochester	1,201	787	340	74
Gates				
1	98	63	32	3
2	123	76	37	10
3	122	78	36	8
4	135	80	46	9
5	234	157	64	13
6	153	99	45	9
7	348	183	148	17
8	132	78	46	8
9	140	97	35	8
10	90	64	23	3
11	98	55	39	4
12	87	61	22	4
13	134	80	40	14
14	88	48	32	8
15	229	136	80	13
16	129	68	55	6
17	130	71	48	11
18	174	101	66	7
19	143	81	53	9
20	144	83	52	9
21	136	85	38	13
22	133	76	44	13
23	143	92	44	7
24	285	173	92	20
25	114	69	38	7
26	182	104	70	8
27	192	120	58	14
28	127	72	51	4
29	125	76	41	8
30	112	69	36	7

PROPOSAL NUMBER TWO
AN AMENDMENT
RIGHT TO CLEAN AIR, CLEAN WATER, AND A HEALTHFUL ENVIRONMENT
DETAIL

LEGISLATIVE DISTRICT OR TOWN	TOTAL VOTES	YES	NO	BLANK AND VOID
<u>Gates</u>				
31	119	70	43	6
32	163	94	61	8
33	57	35	21	1
34	122	66	51	5
35	92	56	33	3
Gates	<u>5,033</u>	<u>3,016</u>	<u>1,720</u>	<u>297</u>
<u>Greece</u>				
1	165	99	59	7
2	230	124	97	9
3	122	77	42	3
4	116	69	39	8
5	92	56	30	6
6	86	64	16	6
7	136	82	44	10
8	105	59	42	4
9	118	69	42	7
10	115	59	48	8
11	47	27	15	5
12	89	63	24	2
13	123	81	36	6
14	95	59	35	1
15	173	97	67	9
16	121	62	54	5
17	222	114	91	17
18	196	115	72	9
19	110	69	38	3
20	112	73	35	4
21	194	111	75	8
22	101	62	34	5
23	204	121	69	14
24	237	139	88	10
25	137	93	39	5
26	11	9	2	0
27	239	134	89	16
28	228	122	93	13
29	151	81	65	5
30	287	178	97	12
31	143	74	69	0
32	114	82	29	3
33	193	113	76	4
34	202	124	66	12
35	142	87	47	8

PROPOSAL NUMBER TWO
 AN AMENDMENT
 RIGHT TO CLEAN AIR, CLEAN WATER, AND A HEALTHFUL ENVIRONMENT
 DETAIL

LEGISLATIVE DISTRICT OR TOWN	TOTAL VOTES	YES	NO	BLANK AND VOID
Greece				
36	212	133	70	9
37	146	83	52	11
38	245	129	101	15
39	97	56	38	3
40	98	66	27	5
41	239	160	65	14
42	126	88	33	5
43	191	103	77	11
44	245	143	93	9
45	299	143	138	18
46	92	52	30	10
47	172	99	68	5
48	9	7	2	0
49	119	74	43	2
50	163	105	55	3
51	87	46	33	8
52	222	136	78	8
53	114	58	51	5
54	216	100	105	11
55	120	68	49	3
56	216	141	63	12
57	145	91	46	8
58	215	129	81	5
59	71	46	19	6
60	135	83	48	4
61	132	66	60	6
62	189	111	68	10
63	156	103	47	6
64	121	68	47	6
65	160	103	46	11
66	79	47	27	5
67	137	67	67	3
68	192	101	82	9
69	111	72	35	4
70	579	316	241	22
71	206	139	59	8
72	259	155	89	15
73	69	43	25	1
74	108	66	38	4
75	113	78	31	4
76	184	99	82	3
77	171	98	65	8

PROPOSAL NUMBER TWO
 AN AMENDMENT
 RIGHT TO CLEAN AIR, CLEAN WATER, AND A HEALTHFUL ENVIRONMENT
 DETAIL

LEGISLATIVE DISTRICT OR TOWN	TOTAL VOTES	YES	NO	BLANK AND VOID
<u>Greece</u>				
78	17	12	2	3
79	360	200	144	16
80	258	144	104	10
81	114	67	42	5
82	116	76	34	6
83	75	45	24	6
84	183	108	60	15
85	215	132	79	4
86	214	114	92	8
87	136	80	48	8
88	228	153	68	7
89	140	84	49	7
90	225	121	96	8
91	361	193	152	16
92	233	141	73	19
93	206	129	62	15
94	212	111	92	9
95	89	61	22	6
96	190	121	64	5
97	327	196	123	8
98	258	171	78	9
99	221	118	92	11
100	268	176	77	15
101	126	62	60	4
102	271	155	106	10
103	223	120	92	11
104	142	76	61	5
105	279	174	97	8
106	178	99	68	11
107	150	73	70	7
108	184	98	69	17
109	243	149	86	8
Greece	18,558	10,878	6,824	856
<u>Hamlin</u>				
1	156	83	69	4
2	250	107	131	12
3	211	100	101	10
4	157	71	77	9
5	201	93	102	6
6	195	109	79	7
7	334	169	149	16
8	131	67	58	6

PROPOSAL NUMBER TWO
 AN AMENDMENT
 RIGHT TO CLEAN AIR, CLEAN WATER, AND A HEALTHFUL ENVIRONMENT
 DETAIL

LEGISLATIVE DISTRICT OR TOWN	TOTAL VOTES	YES	NO	BLANK AND VOID
Hamlin				
9	119	59	54	6
10	252	127	115	10
Hamlin	<u>2,006</u>	<u>985</u>	<u>935</u>	<u>86</u>
Henrietta				
1	250	159	85	6
2	212	131	79	2
3	76	56	19	1
4	182	128	48	6
5	193	121	65	7
6	186	119	56	11
7	182	111	63	8
8	187	124	57	6
9	130	96	31	3
10	180	105	62	13
11	128	95	29	4
12	189	113	72	4
13	280	183	83	14
14	142	86	49	7
15	239	170	63	6
16	109	66	39	4
17	261	177	76	8
18	221	142	68	11
19	162	100	55	7
20	306	207	90	9
21	153	102	47	4
22	317	217	87	13
23	162	112	43	7
24	212	150	58	4
25	185	113	60	12
26	452	312	128	12
27	316	204	102	10
28	284	171	104	9
29	539	344	184	11
30	456	320	119	17
31	119	82	33	4
32	364	274	73	17
33	138	95	37	6
34	93	66	23	4
35	238	152	77	9
Henrietta	<u>7,843</u>	<u>5,203</u>	<u>2,364</u>	<u>276</u>
Irondequoit				
1	232	149	70	13
2	144	95	44	5

PROPOSAL NUMBER TWO
 AN AMENDMENT
 RIGHT TO CLEAN AIR, CLEAN WATER, AND A HEALTHFUL ENVIRONMENT
 DETAIL

<u>LEGISLATIVE DISTRICT OR TOWN</u>	<u>TOTAL VOTES</u>	<u>YES</u>	<u>NO</u>	<u>BLANK AND VOID</u>
Irondequoit				
3	228	161	55	12
4	106	71	32	3
5	163	123	34	6
6	345	256	72	17
7	364	248	99	17
8	242	163	60	19
9	211	123	78	10
10	273	170	86	17
11	117	90	23	4
12	147	109	35	3
13	274	203	57	14
14	288	182	93	13
15	291	197	74	20
16	393	279	88	26
17	132	90	35	7
18	215	147	59	9
19	215	172	36	7
20	207	135	61	11
21	206	140	56	10
22	250	157	82	11
23	191	146	37	8
24	186	129	45	12
25	193	139	49	5
26	106	80	20	6
27	149	93	40	16
28	199	123	69	7
29	144	103	34	7
30	215	153	54	8
31	257	186	64	7
32	180	138	34	8
33	164	113	48	3
34	325	209	98	18
35	123	86	34	3
36	78	55	18	5
37	129	80	42	7
38	69	52	10	7
39	53	34	16	3
40	156	113	31	12
41	172	116	50	6
42	253	152	90	11
43	141	111	28	2
44	427	275	125	27

PROPOSAL NUMBER TWO
 AN AMENDMENT
 RIGHT TO CLEAN AIR, CLEAN WATER, AND A HEALTHFUL ENVIRONMENT
 DETAIL

LEGISLATIVE DISTRICT OR TOWN	TOTAL VOTES	YES	NO	BLANK AND VOID
Irondequoit				
45	133	79	42	12
46	190	135	49	6
47	85	54	25	6
48	186	123	54	9
49	305	205	83	17
50	76	48	24	4
51	307	214	82	11
52	172	125	35	12
53	158	115	38	5
54	37	20	14	3
55	193	133	46	14
56	146	103	34	9
57	272	185	74	13
58	206	135	60	11
59	162	107	45	10
60	194	131	52	11
61	250	183	64	3
62	273	187	68	18
63	169	115	40	14
64	32	23	4	5
65	121	97	20	4
66	54	44	10	0
67	123	79	34	10
68	156	105	46	5
Irondequoit	<u>12,953</u>	<u>8,891</u>	<u>3,408</u>	<u>654</u>
Mendon				
1	429	265	148	16
2	397	292	94	11
3	438	269	158	11
4	308	220	78	10
5	413	259	143	11
6	409	247	151	11
7	403	234	151	18
8	158	99	56	3
9	329	198	118	13
Mendon	<u>3,284</u>	<u>2,083</u>	<u>1,097</u>	<u>104</u>
Ogden				
1	215	118	91	6
2	234	137	92	5
3	319	157	148	14
4	202	96	101	5
5	197	116	74	7
6	227	129	82	16

PROPOSAL NUMBER TWO
AN AMENDMENT
RIGHT TO CLEAN AIR, CLEAN WATER, AND A HEALTHFUL ENVIRONMENT
DETAIL

LEGISLATIVE DISTRICT OR TOWN	TOTAL VOTES	YES	NO	BLANK AND VOID
Ogden				
7	164	78	81	5
8	218	118	93	7
9	209	109	91	9
10	209	112	90	7
11	232	120	108	4
12	260	125	123	12
13	229	133	85	11
14	188	98	76	14
15	316	178	122	16
16	157	65	85	7
17	201	97	98	6
18	258	137	110	11
19	262	143	113	6
20	298	159	132	7
Ogden	<u>4,595</u>	<u>2,425</u>	<u>1,995</u>	<u>175</u>
Parma				
1	223	100	118	5
2	249	112	129	8
3	167	77	84	6
4	210	90	118	2
5	144	70	69	5
6	117	53	61	3
7	196	84	106	6
8	285	167	105	13
9	237	113	115	9
10	203	88	109	6
11	231	108	115	8
12	211	111	90	10
13	372	192	175	5
14	130	68	59	3
15	238	97	134	7
Parma	<u>3,213</u>	<u>1,530</u>	<u>1,587</u>	<u>96</u>
Penfield				
1	79	50	28	1
2	182	126	51	5
3	223	125	90	8
4	335	168	162	5
5	253	150	95	8
6	160	86	66	8
7	221	146	65	10
8	98	57	33	8
9	280	215	57	8
10	146	97	43	6

PROPOSAL NUMBER TWO
 AN AMENDMENT
 RIGHT TO CLEAN AIR, CLEAN WATER, AND A HEALTHFUL ENVIRONMENT
 DETAIL

LEGISLATIVE DISTRICT OR TOWN	TOTAL VOTES	YES	NO	BLANK AND VOID
<u>Penfield</u>				
11	121	64	50	7
12	216	159	50	7
13	204	120	75	9
14	310	158	138	14
15	310	214	90	6
16	105	69	33	3
17	217	139	71	7
18	188	130	53	5
19	347	246	90	11
20	248	158	82	8
21	246	183	60	3
22	205	150	50	5
23	320	206	103	11
24	310	190	111	9
25	170	88	73	9
26	126	78	45	3
27	235	157	73	5
28	170	123	43	4
29	250	163	67	20
30	435	262	163	10
31	132	92	33	7
32	138	108	25	5
33	209	129	75	5
34	175	104	64	7
35	337	225	90	22
36	232	162	63	7
37	443	263	161	19
38	159	93	61	5
39	151	89	53	9
40	230	147	73	10
41	315	187	113	15
42	205	113	85	7
<u>Penfield</u>	<u>9,436</u>	<u>5,989</u>	<u>3,106</u>	<u>341</u>
<u>Perinton</u>				
1	389	243	135	11
2	292	201	79	12
3	219	144	63	12
4	198	132	59	7
5	103	69	32	2
6	227	176	45	6
7	290	205	77	8
8	227	157	65	5

PROPOSAL NUMBER TWO
 AN AMENDMENT
 RIGHT TO CLEAN AIR, CLEAN WATER, AND A HEALTHFUL ENVIRONMENT
 DETAIL

LEGISLATIVE DISTRICT OR TOWN	TOTAL VOTES	YES	NO	BLANK AND VOID
Perinton				
9	296	188	104	4
10	309	219	75	15
11	150	94	51	5
12	236	165	68	3
13	204	148	50	6
14	254	158	85	11
15	212	149	53	10
16	198	127	67	4
17	216	154	56	6
18	227	169	54	4
19	195	129	59	7
20	217	153	54	10
21	272	184	81	7
22	180	129	45	6
23	360	248	104	8
24	354	243	98	13
25	194	142	49	3
26	254	162	81	11
27	201	135	60	6
28	190	120	65	5
29	159	100	57	2
30	237	171	63	3
31	279	196	77	6
32	173	132	36	5
33	261	191	63	7
34	299	209	84	6
35	222	148	67	7
36	140	89	50	1
37	274	204	64	6
38	332	232	88	12
39	284	179	98	7
40	193	131	57	5
41	172	114	55	3
42	188	128	57	3
43	453	292	149	12
44	205	134	63	8
45	449	315	118	16
46	107	80	24	3
47	262	171	82	9
48	211	135	71	5
49	197	128	57	12
50	30	21	8	1

PROPOSAL NUMBER TWO
 AN AMENDMENT
 RIGHT TO CLEAN AIR, CLEAN WATER, AND A HEALTHFUL ENVIRONMENT
 DETAIL

LEGISLATIVE DISTRICT OR TOWN	TOTAL VOTES	YES	NO	BLANK AND VOID
Perinton				
51	310	156	143	11
52	247	189	51	7
53	203	141	57	5
54	395	266	122	7
55	252	158	84	10
56	397	256	129	12
Perinton	13,595	9,209	3,988	398
Pittsford				
1	240	177	48	15
2	283	210	58	15
3	417	312	82	23
4	373	248	111	14
5	232	173	51	8
6	142	103	34	5
7	143	100	39	4
8	260	149	106	5
9	294	201	84	9
10	341	224	108	9
11	235	158	64	13
12	279	186	78	15
13	222	156	59	7
14	339	232	92	15
15	139	92	43	4
16	226	169	48	9
17	344	242	88	14
18	197	150	36	11
19	179	108	63	8
20	298	201	90	7
21	262	185	63	14
22	305	217	80	8
23	216	138	68	10
24	305	215	77	13
25	327	235	76	16
26	249	163	77	9
27	260	199	52	9
28	263	190	67	6
29	283	171	98	14
30	235	171	54	10
31	320	206	102	12
32	343	241	94	8
33	470	348	108	14
34	391	285	97	9

PROPOSAL NUMBER TWO
AN AMENDMENT
RIGHT TO CLEAN AIR, CLEAN WATER, AND A HEALTHFUL ENVIRONMENT
DETAIL

LEGISLATIVE DISTRICT OR TOWN	TOTAL VOTES	YES	NO	BLANK AND VOID
Pittsford	9,412	6,555	2,495	362
Riga				
1	310	159	136	15
2	272	106	157	9
3	220	126	83	11
4	234	108	114	12
5	240	93	140	7
6	227	80	138	9
Riga	1,503	672	768	63
Rush				
1	439	249	161	29
2	278	148	107	23
3	404	244	137	23
4	399	216	155	28
Rush	1,520	857	560	103
Sweden				
1	230	148	69	13
2	86	53	29	4
3	223	144	67	12
4	285	173	100	12
5	56	39	15	2
6	205	125	74	6
7	225	144	70	11
8	210	106	94	10
9	176	110	54	12
10	357	161	178	18
11	57	41	15	1
12	247	115	127	5
Sweden	2,357	1,359	892	106
Webster				
1	219	156	51	12
2	244	173	65	6
3	307	216	85	6
4	94	61	31	2
5	251	149	81	21
6	159	91	62	6
7	235	149	80	6
8	210	123	80	7
9	231	129	91	11
10	499	255	220	24
11	243	136	100	7
12	322	181	133	8
13	235	154	71	10
14	226	137	79	10

PROPOSAL NUMBER TWO
AN AMENDMENT
RIGHT TO CLEAN AIR, CLEAN WATER, AND A HEALTHFUL ENVIRONMENT
DETAIL

LEGISLATIVE DISTRICT OR TOWN	TOTAL VOTES	YES	NO	BLANK AND VOID
<u>Webster</u>				
15	144	89	51	4
16	250	142	99	9
17	230	117	104	9
18	166	110	49	7
19	375	210	151	14
20	416	248	145	23
21	280	152	124	4
22	267	149	111	7
23	208	134	65	9
24	587	343	219	25
25	100	62	30	8
26	206	123	76	7
27	485	297	169	19
28	250	135	101	14
29	142	99	39	4
30	111	77	30	4
31	254	159	84	11
32	333	204	107	22
33	270	140	110	20
34	120	71	42	7
35	162	89	65	8
36	177	113	57	7
37	418	263	141	14
38	225	148	70	7
39	253	163	80	10
40	461	328	121	12
41	384	224	150	10
42	297	187	105	5
43	197	117	72	8
Webster	11,243	6,803	3,996	444
<u>Wheatland</u>				
1	193	111	75	7
2	236	112	114	10
3	192	127	59	6
4	152	89	59	4
5	270	133	132	5
Wheatland	1,043	572	439	32
TOWNS	125,972	79,295	41,477	5,200
GRAND TOTAL:	145,721	94,871	44,065	6,785

PROPOSAL NUMBER THREE
 AN AMENDMENT
 ELIMINATING TEN-DAY ADVANCE VOTER REGISTRATION REQUIREMENT
 SUMMARY

LEGISLATIVE DISTRICT OR TOWN	TOTAL VOTES	YES	NO	BLANK AND VOID
Leg. Dist. 07	404	155	224	25
Leg. Dist. 16	6	6	0	0
Leg. Dist. 21	2,612	1,567	908	137
Leg. Dist. 22	1,136	550	358	228
Leg. Dist. 23	4,057	2,700	1,227	130
Leg. Dist. 24	2,682	1,946	630	106
Leg. Dist. 25	1,959	1,199	534	226
Leg. Dist. 26	1,901	771	1,035	95
Leg. Dist. 27	2,451	1,257	888	306
Leg. Dist. 28	1,081	444	534	103
Leg. Dist. 29	1,460	586	658	216
CITY	19,749	11,181	6,996	1,572
Brighton	9,074	5,564	3,193	317
Chili	6,482	1,787	4,524	171
Clarkson	1,621	371	1,213	37
East Rochester	1,201	441	691	69
Gates	5,033	1,429	3,422	182
Greece	18,558	4,906	13,104	548
Hamlin	2,006	402	1,563	41
Henrietta	7,843	3,001	4,614	228
Irondequoit	12,953	5,283	7,161	509
Mendon	3,284	1,272	1,939	73
Ogden	4,595	1,067	3,444	84
Parma	3,213	610	2,574	29
Penfield	9,436	3,643	5,569	224
Perinton	13,595	5,653	7,677	265
Pittsford	9,412	4,537	4,600	275
Riga	1,503	259	1,217	27
Rush	1,520	451	984	85
Sweden	2,357	748	1,544	65
Webster	11,243	3,709	7,281	253
Wheatland	1,043	302	728	13
TOWNS	125,972	45,435	77,042	3,495
GRAND TOTAL:	145,721	56,616	84,038	5,067

PROPOSAL NUMBER THREE
 AN AMENDMENT
 ELIMINATING TEN-DAY ADVANCE VOTER REGISTRATION REQUIREMENT
 DETAIL

LEGISLATIVE DISTRICT OR TOWN	TOTAL VOTES	YES	NO	BLANK AND VOID
Leg. Dist. 07				
1	280	110	163	7
2	124	45	61	18
Leg. Dist. 07	404	155	224	25
Leg. Dist. 16				
1	6	6	0	0
Leg. Dist. 16	6	6	0	0
Leg. Dist. 21				
1	148	92	51	5
2	105	60	42	3
3	54	24	25	5
4	47	22	22	3
5	76	54	16	6
6	139	100	25	14
7	206	123	75	8
8	57	39	16	2
9	180	123	52	5
10	226	155	68	3
11	66	34	27	5
12	280	175	98	7
13	84	60	22	2
14	38	22	14	2
15	122	57	57	8
16	38	13	22	3
17	84	52	31	1
18	51	19	26	6
19	25	7	13	5
20	61	41	15	5
21	64	29	32	3
22	70	33	30	7
23	72	33	35	4
24	180	119	52	9
25	66	37	22	7
26	43	30	7	6
27	30	14	13	3
Leg. Dist. 21	2,612	1,567	908	137
Leg. Dist. 22				
1	83	38	31	14
2	12	4	6	2
3	71	28	9	34
4	41	15	7	19
5	17	7	5	5
6	45	19	17	9
7	14	10	3	1
8	33	10	14	9
9	23	11	10	2
10	47	21	17	9
11	88	59	13	16

PROPOSAL NUMBER THREE
 AN AMENDMENT
 ELIMINATING TEN-DAY ADVANCE VOTER REGISTRATION REQUIREMENT
 DETAIL

LEGISLATIVE DISTRICT OR TOWN	TOTAL VOTES	YES	NO	BLANK AND VOID
Leg. Dist. 22				
12	35	11	13	11
13	19	8	9	2
14	9	5	2	2
15	65	25	22	18
16	17	7	6	4
17	21	8	11	2
18	30	12	10	8
19	21	7	13	1
20	59	13	18	28
21	28	12	12	4
22	31	15	13	3
23	26	10	7	9
24	18	8	4	6
25	157	98	54	5
26	76	60	15	1
27	50	29	17	4
Leg. Dist. 22	1,136	550	358	228
Leg. Dist. 23				
1	59	39	20	0
2	121	86	30	5
3	80	59	20	1
4	222	160	55	7
5	56	47	8	1
6	71	48	21	2
7	141	107	29	5
8	136	96	36	4
9	123	82	36	5
10	109	83	21	5
11	163	122	36	5
12	228	149	72	7
13	155	100	50	5
14	113	86	23	4
15	100	65	30	5
16	80	50	28	2
17	153	105	41	7
18	289	173	109	7
19	138	74	59	5
20	185	133	49	3
21	185	119	57	9
22	146	99	41	6
23	89	61	24	4
24	120	65	47	8
25	255	151	98	6
26	292	186	101	5
27	126	69	53	4
28	104	75	27	2
29	18	11	6	1

PROPOSAL NUMBER THREE
 AN AMENDMENT
 ELIMINATING TEN-DAY ADVANCE VOTER REGISTRATION REQUIREMENT
 DETAIL

LEGISLATIVE DISTRICT OR TOWN	TOTAL VOTES	YES	NO	BLANK AND VOID
Leg. Dist. 23	4,057	2,700	1,227	130
Leg. Dist. 24				
1	268	208	53	7
2	126	96	27	3
3	140	103	33	4
4	207	151	52	4
5	172	117	45	10
6	119	82	33	4
7	65	37	27	1
8	118	89	27	2
9	101	57	40	4
10	233	196	31	6
11	42	17	17	8
12	13	2	8	3
13	173	132	31	10
14	199	159	37	3
15	170	92	61	17
16	156	109	43	4
17	20	6	8	6
18	138	113	21	4
19	17	15	2	0
20	26	20	5	1
21	31	27	4	0
22	52	39	12	1
23	81	66	13	2
24	15	13	0	2
Leg. Dist. 24	2,682	1,946	630	106
Leg. Dist. 25				
1	169	126	35	8
2	56	31	18	7
3	87	36	28	23
4	27	23	4	0
5	53	26	17	10
6	97	76	16	5
7	71	33	25	13
8	78	34	24	20
9	25	9	9	7
10	106	75	22	9
11	31	14	13	4
12	145	122	20	3
13	50	26	17	7
14	58	40	17	1
15	57	27	14	16
16	40	16	20	4
17	46	23	17	6
18	93	48	30	15
19	77	54	22	1
20	57	38	16	3

PROPOSAL NUMBER THREE
 AN AMENDMENT
 ELIMINATING TEN-DAY ADVANCE VOTER REGISTRATION REQUIREMENT
 DETAIL

LEGISLATIVE DISTRICT OR TOWN	TOTAL VOTES	YES	NO	BLANK AND VOID
Leg. Dist. 25				
21	52	21	19	12
22	98	78	17	3
23	9	9	0	0
24	20	8	10	2
25	190	92	63	35
26	20	16	4	0
27	33	17	10	6
28	9	8	1	0
29	36	26	10	0
30	69	47	16	6
Leg. Dist. 25	1,959	1,199	534	226
Leg. Dist. 26				
1	237	93	137	7
2	88	36	47	5
3	49	26	20	3
4	121	53	63	5
5	83	36	45	2
6	76	33	31	12
7	83	29	49	5
8	74	30	38	6
9	106	46	53	7
10	87	37	41	9
11	108	44	61	3
12	136	49	84	3
13	159	64	92	3
14	162	62	92	8
15	81	40	37	4
16	119	46	69	4
17	132	47	76	9
Leg. Dist. 26	1,901	771	1,035	95
Leg. Dist. 27				
1	128	56	50	22
2	140	70	42	28
3	130	84	37	9
4	147	73	45	29
5	137	70	50	17
6	89	37	30	22
7	126	63	54	9
8	127	63	54	10
9	159	105	38	16
10	120	66	46	8
11	121	55	41	25
12	85	43	36	6
13	87	46	32	9
14	55	28	18	9
15	101	56	28	17
16	105	70	31	4

PROPOSAL NUMBER THREE
 AN AMENDMENT
 ELIMINATING TEN-DAY ADVANCE VOTER REGISTRATION REQUIREMENT
 DETAIL

LEGISLATIVE DISTRICT OR TOWN	TOTAL VOTES	YES	NO	BLANK AND VOID
Leg. Dist. 27				
17	98	35	37	26
18	82	37	40	5
19	108	59	39	10
20	47	22	18	7
21	54	25	20	9
22	58	23	34	1
23	77	44	27	6
25	34	11	22	1
26	36	16	19	1
Leg. Dist. 27	2,451	1,257	888	306
Leg. Dist. 28				
1	58	29	22	7
2	34	14	18	2
3	20	6	11	3
4	49	18	24	7
5	40	12	24	4
6	119	54	57	8
7	113	32	66	15
8	51	20	17	14
9	60	33	24	3
10	20	7	10	3
11	37	15	21	1
12	30	11	16	3
13	60	25	33	2
14	61	25	32	4
15	21	6	14	1
16	56	27	23	6
17	4	2	2	0
18	46	17	25	4
19	0	0	0	0
20	88	36	44	8
21	86	43	38	5
22	28	12	13	3
Leg. Dist. 28	1,081	444	534	103
Leg. Dist. 29				
1	6	1	5	0
2	11	5	4	2
3	4	2	1	1
4	107	43	53	11
5	63	25	30	8
6	50	20	21	9
7	62	37	23	2
8	15	1	11	3
9	105	47	50	8
10	60	19	33	8
11	76	25	40	11
12	49	18	25	6

PROPOSAL NUMBER THREE
 AN AMENDMENT
 ELIMINATING TEN-DAY ADVANCE VOTER REGISTRATION REQUIREMENT
 DETAIL

LEGISLATIVE DISTRICT OR TOWN	TOTAL VOTES	YES	NO	BLANK AND VOID
Leg. Dist. 29				
13	36	14	17	5
14	29	14	10	5
15	45	17	18	10
16	17	4	11	2
17	62	29	31	2
18	129	66	53	10
19	34	18	13	3
20	75	33	29	13
21	103	44	50	9
22	42	14	16	12
23	83	26	20	37
24	87	24	45	18
25	89	33	40	16
26	19	7	7	5
28	2	0	2	0
Leg. Dist. 29	<u>1,460</u>	<u>586</u>	<u>658</u>	<u>216</u>
CITY	19,749	11,181	6,996	1,572
Brighton				
1	263	177	76	10
2	142	62	73	7
3	175	97	70	8
4	253	174	72	7
5	278	193	76	9
6	289	171	108	10
7	137	77	52	8
8	244	114	123	7
9	249	156	83	10
10	280	188	87	5
11	255	161	91	3
12	323	205	107	11
13	187	118	64	5
14	129	89	35	5
15	158	89	63	6
16	171	71	95	5
17	116	75	36	5
18	204	155	43	6
19	166	116	44	6
20	124	74	43	7
21	196	124	67	5
22	228	154	70	4
23	210	133	69	8
24	218	110	96	12
25	204	138	60	6
26	141	62	74	5
27	211	122	80	9
28	273	177	95	1
29	118	46	67	5

PROPOSAL NUMBER THREE
 AN AMENDMENT
 ELIMINATING TEN-DAY ADVANCE VOTER REGISTRATION REQUIREMENT
 DETAIL

LEGISLATIVE DISTRICT OR TOWN	TOTAL VOTES	YES	NO	BLANK AND VOID
<u>Brighton</u>				
30	274	175	91	8
31	215	152	55	8
32	270	174	87	9
33	246	150	90	6
34	213	134	72	7
35	180	119	53	8
36	83	48	29	6
37	142	91	43	8
38	234	144	79	11
39	187	103	79	5
40	365	232	119	14
41	191	114	72	5
42	88	56	26	6
43	161	85	71	5
44	54	24	27	3
45	111	61	45	5
46	118	74	36	8
<u>Brighton</u>	<u>9,074</u>	<u>5,564</u>	<u>3,193</u>	<u>317</u>
<u>Chili</u>				
1	166	47	117	2
2	285	58	221	6
3	198	75	119	4
4	132	34	97	1
5	175	54	119	2
6	204	45	149	10
7	110	41	62	7
8	199	37	157	5
9	208	63	142	3
10	114	23	87	4
11	193	42	148	3
12	203	61	137	5
13	304	57	239	8
14	213	52	156	5
15	160	48	106	6
16	367	83	276	8
17	485	122	348	15
18	172	42	125	5
19	194	57	132	5
20	260	84	162	14
21	139	37	97	5
22	170	72	90	8
23	162	49	112	1
24	356	124	222	10
25	118	48	64	6
26	261	55	202	4
27	176	52	121	3
28	143	35	102	6

PROPOSAL NUMBER THREE
 AN AMENDMENT
 ELIMINATING TEN-DAY ADVANCE VOTER REGISTRATION REQUIREMENT
 DETAIL

LEGISLATIVE DISTRICT OR TOWN	TOTAL VOTES	YES	NO	BLANK AND VOID
Chili				
29	156	48	107	1
30	71	26	44	1
31	202	75	126	1
32	186	41	138	7
Chili	<u>6,482</u>	<u>1,787</u>	<u>4,524</u>	<u>171</u>
Clarkson				
1	343	75	256	12
2	43	6	36	1
3	236	75	156	5
4	368	55	310	3
5	426	105	312	9
6	205	55	143	7
Clarkson	<u>1,621</u>	<u>371</u>	<u>1,213</u>	<u>37</u>
East Rochester				
1	168	59	99	10
2	176	59	107	10
3	176	57	113	6
4	147	55	80	12
5	142	50	81	11
6	243	104	123	16
7	149	57	88	4
East Rochester	<u>1,201</u>	<u>441</u>	<u>691</u>	<u>69</u>
Gates				
1	98	39	56	3
2	123	34	83	6
3	122	33	83	6
4	135	35	96	4
5	234	82	142	10
6	153	54	96	3
7	348	83	260	5
8	132	29	102	1
9	140	46	84	10
10	90	35	52	3
11	98	28	66	4
12	87	29	55	3
13	134	39	87	8
14	88	20	61	7
15	229	80	138	11
16	129	39	85	5
17	130	33	89	8
18	174	35	136	3
19	143	43	96	4
20	144	41	98	5
21	136	39	90	7
22	133	44	82	7
23	143	36	103	4
24	285	81	192	12

PROPOSAL NUMBER THREE
 AN AMENDMENT
 ELIMINATING TEN-DAY ADVANCE VOTER REGISTRATION REQUIREMENT
 DETAIL

LEGISLATIVE DISTRICT OR TOWN	TOTAL VOTES	YES	NO	BLANK AND VOID
<u>Gates</u>				
25	114	24	87	3
26	182	36	142	4
27	192	69	116	7
28	127	34	92	1
29	125	33	80	12
30	112	24	85	3
31	119	27	86	6
32	163	46	114	3
33	57	23	33	1
34	122	30	91	1
35	92	26	64	2
<u>Gates</u>	<u>5,033</u>	<u>1,429</u>	<u>3,422</u>	<u>182</u>
<u>Greece</u>				
1	165	49	109	7
2	230	69	158	3
3	122	36	86	0
4	116	32	79	5
5	92	25	64	3
6	86	32	51	3
7	136	42	85	9
8	105	30	71	4
9	118	40	74	4
10	115	22	90	3
11	47	17	28	2
12	89	28	60	1
13	123	45	75	3
14	95	37	58	0
15	173	43	125	5
16	121	27	93	1
17	222	64	147	11
18	196	56	139	1
19	110	36	71	3
20	112	34	74	4
21	194	51	138	5
22	101	25	72	4
23	204	54	140	10
24	237	64	167	6
25	137	35	94	8
26	11	5	6	0
27	239	57	169	13
28	228	41	180	7
29	151	38	108	5
30	287	73	206	8
31	143	34	108	1
32	114	43	68	3
33	193	42	146	5
34	202	69	127	6

PROPOSAL NUMBER THREE
 AN AMENDMENT
 ELIMINATING TEN-DAY ADVANCE VOTER REGISTRATION REQUIREMENT
 DETAIL

LEGISLATIVE DISTRICT OR TOWN	TOTAL VOTES	YES	NO	BLANK AND VOID
Greece				
35	142	47	89	6
36	212	48	155	9
37	146	45	94	7
38	245	55	179	11
39	97	28	68	1
40	98	29	64	5
41	239	75	155	9
42	126	41	82	3
43	191	41	147	3
44	245	65	176	4
45	299	60	235	4
46	92	29	54	9
47	172	45	120	7
48	9	5	4	0
49	119	41	74	4
50	163	41	119	3
51	87	27	57	3
52	222	61	157	4
53	114	23	86	5
54	216	39	173	4
55	120	28	90	2
56	216	75	134	7
57	145	35	107	3
58	215	56	156	3
59	71	22	43	6
60	135	27	106	2
61	132	31	100	1
62	189	49	130	10
63	156	50	96	10
64	121	34	85	2
65	160	53	98	9
66	79	26	48	5
67	137	26	110	1
68	192	39	148	5
69	111	30	79	2
70	579	135	431	13
71	206	65	135	6
72	259	65	187	7
73	69	17	51	1
74	108	27	79	2
75	113	34	76	3
76	184	34	146	4
77	171	36	133	2
78	17	7	8	2
79	360	86	261	13
80	258	65	184	9
81	114	40	70	4

PROPOSAL NUMBER THREE
AN AMENDMENT
ELIMINATING TEN-DAY ADVANCE VOTER REGISTRATION REQUIREMENT
DETAIL

LEGISLATIVE DISTRICT OR TOWN	TOTAL VOTES	YES	NO	BLANK AND VOID
Greece				
82	116	40	70	6
83	75	24	47	4
84	183	46	127	10
85	215	59	154	2
86	214	43	169	2
87	136	44	85	7
88	228	67	157	4
89	140	32	105	3
90	225	40	178	7
91	361	91	262	8
92	233	68	153	12
93	206	65	128	13
94	212	62	143	7
95	89	30	54	5
96	190	50	136	4
97	327	69	255	3
98	258	87	167	4
99	221	54	162	5
100	268	71	187	10
101	126	24	98	4
102	271	69	198	4
103	223	58	163	2
104	142	29	108	5
105	279	72	204	3
106	178	35	134	9
107	150	28	118	4
108	184	50	124	10
109	243	67	173	3
Greece	18,558	4,906	13,104	548
Hamlin				
1	156	40	114	2
2	250	49	194	7
3	211	38	168	5
4	157	20	134	3
5	201	34	164	3
6	195	49	144	2
7	334	80	245	9
8	131	25	103	3
9	119	20	96	3
10	252	47	201	4
Hamlin	2,006	402	1,563	41
Henrietta				
1	250	89	155	6
2	212	81	130	1
3	76	39	37	0
4	182	90	89	3
5	193	69	120	4

PROPOSAL NUMBER THREE
 AN AMENDMENT
 ELIMINATING TEN-DAY ADVANCE VOTER REGISTRATION REQUIREMENT
 DETAIL

LEGISLATIVE DISTRICT OR TOWN	TOTAL VOTES	YES	NO	BLANK AND VOID
Henrietta				
6	186	63	116	7
7	182	64	112	6
8	187	58	123	6
9	130	49	79	2
10	180	62	109	9
11	128	44	81	3
12	189	63	123	3
13	280	113	160	7
14	142	53	88	1
15	239	99	127	13
16	109	31	74	4
17	261	118	135	8
18	221	83	126	12
19	162	55	103	4
20	306	126	177	3
21	153	56	94	3
22	317	118	186	13
23	162	42	114	6
24	212	87	121	4
25	185	61	113	11
26	452	170	273	9
27	316	120	186	10
28	284	96	181	7
29	539	198	328	13
30	456	202	241	13
31	119	44	70	5
32	364	186	162	16
33	138	51	82	5
34	93	35	56	2
35	238	86	143	9
Henrietta	7,843	3,001	4,614	228
Irondequoit				
1	232	81	142	9
2	144	59	83	2
3	228	87	130	11
4	106	47	57	2
5	163	79	81	3
6	345	175	156	14
7	364	156	195	13
8	242	87	143	12
9	211	67	138	6
10	273	108	156	9
11	117	46	68	3
12	147	81	63	3
13	274	143	115	16
14	288	113	170	5
15	291	128	143	20

PROPOSAL NUMBER THREE
 AN AMENDMENT
 ELIMINATING TEN-DAY ADVANCE VOTER REGISTRATION REQUIREMENT
 DETAIL

LEGISLATIVE DISTRICT OR TOWN	TOTAL VOTES	YES	NO	BLANK AND VOID
Irondequoit				
16	393	158	216	19
17	132	63	65	4
18	215	85	123	7
19	215	113	92	10
20	207	82	115	10
21	206	90	111	5
22	250	97	144	9
23	191	79	108	4
24	186	91	86	9
25	193	67	120	6
26	106	49	48	9
27	149	58	83	8
28	199	55	141	3
29	144	61	81	2
30	215	93	118	4
31	257	116	135	6
32	180	92	79	9
33	164	65	96	3
34	325	121	198	6
35	123	59	62	2
36	78	25	51	2
37	129	52	71	6
38	69	36	26	7
39	53	19	34	0
40	156	73	75	8
41	172	78	89	5
42	253	85	159	9
43	141	65	74	2
44	427	160	252	15
45	133	46	78	9
46	190	74	109	7
47	85	24	54	7
48	186	65	116	5
49	305	125	163	17
50	76	25	48	3
51	307	128	173	6
52	172	65	96	11
53	158	42	112	4
54	37	8	26	3
55	193	79	101	13
56	146	63	74	9
57	272	112	151	9
58	206	73	117	16
59	162	64	89	9
60	194	75	110	9
61	250	101	147	2
62	273	128	126	19

PROPOSAL NUMBER THREE
 AN AMENDMENT
 ELIMINATING TEN-DAY ADVANCE VOTER REGISTRATION REQUIREMENT
 DETAIL

LEGISLATIVE DISTRICT OR TOWN	TOTAL VOTES	YES	NO	BLANK AND VOID
Irondequoit				
63	169	66	90	13
64	32	9	19	4
65	121	51	65	5
66	54	21	31	2
67	123	49	69	5
68	156	46	105	5
Irondequoit	12,953	5,283	7,161	509
Mendon				
1	429	170	241	18
2	397	178	207	12
3	438	159	274	5
4	308	145	155	8
5	413	160	246	7
6	409	146	255	8
7	403	135	262	6
8	158	61	93	4
9	329	118	206	5
Mendon	3,284	1,272	1,939	73
Ogden				
1	215	67	147	1
2	234	60	172	2
3	319	72	239	8
4	202	48	152	2
5	197	40	152	5
6	227	43	175	9
7	164	29	133	2
8	218	57	156	5
9	209	71	130	8
10	209	47	159	3
11	232	53	176	3
12	260	53	202	5
13	229	64	161	4
14	188	45	141	2
15	316	68	244	4
16	157	23	131	3
17	201	39	160	2
18	258	67	184	7
19	262	60	196	6
20	298	61	234	3
Ogden	4,595	1,067	3,444	84
Parma				
1	223	52	168	3
2	249	34	212	3
3	167	33	133	1
4	210	39	170	1
5	144	25	117	2
6	117	16	100	1

PROPOSAL NUMBER THREE
 AN AMENDMENT
 ELIMINATING TEN-DAY ADVANCE VOTER REGISTRATION REQUIREMENT
 DETAIL

LEGISLATIVE DISTRICT OR TOWN	TOTAL VOTES	YES	NO	BLANK AND VOID
Parma				
7	196	37	159	0
8	285	76	205	4
9	237	44	193	0
10	203	32	168	3
11	231	52	179	0
12	211	45	162	4
13	372	69	303	0
14	130	26	102	2
15	238	30	203	5
Parma	3,213	610	2,574	29
Penfield				
1	79	31	46	2
2	182	81	99	2
3	223	79	141	3
4	335	85	246	4
5	253	110	136	7
6	160	46	107	7
7	221	96	120	5
8	98	27	68	3
9	280	159	116	5
10	146	72	68	6
11	121	43	73	5
12	216	106	106	4
13	204	69	131	4
14	310	82	220	8
15	310	134	173	3
16	105	46	58	1
17	217	86	126	5
18	188	79	106	3
19	347	153	188	6
20	248	82	162	4
21	246	124	117	5
22	205	95	107	3
23	320	136	176	8
24	310	125	181	4
25	170	48	118	4
26	126	40	82	4
27	235	96	133	6
28	170	79	89	2
29	250	108	126	16
30	435	140	287	8
31	132	54	71	7
32	138	65	71	2
33	209	81	126	2
34	175	60	109	6
35	337	157	164	16
36	232	103	128	1

PROPOSAL NUMBER THREE
 AN AMENDMENT
 ELIMINATING TEN-DAY ADVANCE VOTER REGISTRATION REQUIREMENT
 DETAIL

LEGISLATIVE DISTRICT OR TOWN	TOTAL VOTES	YES	NO	BLANK AND VOID
Penfield				
37	443	127	301	15
38	159	51	108	0
39	151	46	101	4
40	230	81	143	6
41	315	105	201	9
42	205	56	140	9
Penfield	9,436	3,643	5,569	224
Perinton				
1	389	153	231	5
2	292	130	154	8
3	219	88	125	6
4	198	93	99	6
5	103	44	55	4
6	227	123	98	6
7	290	138	147	5
8	227	98	125	4
9	296	121	173	2
10	309	147	153	9
11	150	57	91	2
12	236	108	125	3
13	204	85	114	5
14	254	97	152	5
15	212	91	115	6
16	198	89	106	3
17	216	108	106	2
18	227	98	126	3
19	195	82	106	7
20	217	93	117	7
21	272	123	148	1
22	180	69	108	3
23	360	157	200	3
24	354	133	211	10
25	194	101	87	6
26	254	96	152	6
27	201	86	109	6
28	190	66	117	7
29	159	64	93	2
30	237	94	141	2
31	279	120	154	5
32	173	79	90	4
33	261	133	122	6
34	299	119	175	5
35	222	89	129	4
36	140	58	79	3
37	274	115	152	7
38	332	132	191	9
39	284	96	184	4

PROPOSAL NUMBER THREE
 AN AMENDMENT
 ELIMINATING TEN-DAY ADVANCE VOTER REGISTRATION REQUIREMENT
 DETAIL

LEGISLATIVE DISTRICT OR TOWN	TOTAL VOTES	YES	NO	BLANK AND VOID
<u>Perinton</u>				
40	193	87	104	2
41	172	68	101	3
42	188	61	127	0
43	453	174	270	9
44	205	87	111	7
45	449	177	267	5
46	107	51	52	4
47	262	102	155	5
48	211	79	129	3
49	197	84	107	6
50	30	14	14	2
51	310	79	225	6
52	247	114	128	5
53	203	100	101	2
54	395	153	238	4
55	252	98	149	5
56	397	152	239	6
Perinton	13,595	5,653	7,677	265
<u>Pittsford</u>				
1	240	128	96	16
2	283	169	105	9
3	417	218	181	18
4	373	173	189	11
5	232	124	105	3
6	142	81	57	4
7	143	70	71	2
8	260	110	146	4
9	294	131	153	10
10	341	155	180	6
11	235	97	126	12
12	279	123	143	13
13	222	104	114	4
14	339	164	168	7
15	139	53	84	2
16	226	115	105	6
17	344	189	140	15
18	197	100	91	6
19	179	53	121	5
20	298	144	147	7
21	262	138	113	11
22	305	157	141	7
23	216	90	117	9
24	305	142	149	14
25	327	162	158	7
26	249	95	145	9
27	260	159	95	6
28	263	137	121	5

PROPOSAL NUMBER THREE
 AN AMENDMENT
 ELIMINATING TEN-DAY ADVANCE VOTER REGISTRATION REQUIREMENT
 DETAIL

LEGISLATIVE DISTRICT OR TOWN	TOTAL VOTES	YES	NO	BLANK AND VOID
<u>Pittsford</u>				
29	283	99	171	13
30	235	115	115	5
31	320	144	171	5
32	343	179	159	5
33	470	232	225	13
34	391	187	198	6
<u>Pittsford</u>	<u>9,412</u>	<u>4,537</u>	<u>4,600</u>	<u>275</u>
<u>Riga</u>				
1	310	73	231	6
2	272	40	225	7
3	220	49	168	3
4	234	39	192	3
5	240	33	203	4
6	227	25	198	4
<u>Riga</u>	<u>1,503</u>	<u>259</u>	<u>1,217</u>	<u>27</u>
<u>Rush</u>				
1	439	130	279	30
2	278	57	205	16
3	404	142	240	22
4	399	122	260	17
<u>Rush</u>	<u>1,520</u>	<u>451</u>	<u>984</u>	<u>85</u>
<u>Sweden</u>				
1	230	82	140	8
2	86	35	49	2
3	223	92	121	10
4	285	102	174	9
5	56	30	25	1
6	205	71	130	4
7	225	79	138	8
8	210	49	156	5
9	176	63	108	5
10	357	65	283	9
11	57	24	31	2
12	247	56	189	2
<u>Sweden</u>	<u>2,357</u>	<u>748</u>	<u>1,544</u>	<u>65</u>
<u>Webster</u>				
1	219	86	129	4
2	244	110	131	3
3	307	135	167	5
4	94	31	62	1
5	251	77	164	10
6	159	43	110	6
7	235	74	156	5
8	210	72	135	3
9	231	60	165	6
10	499	138	353	8
11	243	69	170	4

PROPOSAL NUMBER THREE
AN AMENDMENT
ELIMINATING TEN-DAY ADVANCE VOTER REGISTRATION REQUIREMENT
DETAIL

LEGISLATIVE DISTRICT OR TOWN	TOTAL VOTES	YES	NO	BLANK AND VOID
Webster				
12	322	113	205	4
13	235	87	138	10
14	226	85	133	8
15	144	53	89	2
16	250	87	159	4
17	230	63	161	6
18	166	62	100	4
19	375	113	256	6
20	416	116	283	17
21	280	83	194	3
22	267	80	186	1
23	208	82	122	4
24	587	174	406	7
25	100	35	58	7
26	206	58	139	9
27	485	160	312	13
28	250	71	172	7
29	142	46	94	2
30	111	43	66	2
31	254	77	171	6
32	333	99	223	11
33	270	81	181	8
34	120	33	85	2
35	162	55	101	6
36	177	69	102	6
37	418	144	268	6
38	225	89	133	3
39	253	111	139	3
40	461	178	270	13
41	384	119	258	7
42	297	96	199	2
43	197	52	136	9
Webster	<u>11,243</u>	<u>3,709</u>	<u>7,281</u>	<u>253</u>
Wheatland				
1	193	78	110	5
2	236	47	185	4
3	192	70	120	2
4	152	44	107	1
5	270	63	206	1
Wheatland	<u>1,043</u>	<u>302</u>	<u>728</u>	<u>13</u>
TOWNS	125,972	45,435	77,042	3,495
GRAND TOTAL:	<u><u>145,721</u></u>	<u><u>56,616</u></u>	<u><u>84,038</u></u>	<u><u>5,067</u></u>

PROPOSAL NUMBER FOUR
AN AMENDMENT
AUTHORIZING NO-EXCUSE ABSENTEE BALLOT VOTING
SUMMARY

LEGISLATIVE DISTRICT OR TOWN	TOTAL VOTES	YES	NO	BLANK AND VOID
Leg. Dist. 07	404	183	194	27
Leg. Dist. 16	6	6	0	0
Leg. Dist. 21	2,612	1,587	882	143
Leg. Dist. 22	1,136	547	355	234
Leg. Dist. 23	4,057	2,808	1,111	138
Leg. Dist. 24	2,682	2,007	569	106
Leg. Dist. 25	1,959	1,171	560	228
Leg. Dist. 26	1,901	782	1,008	111
Leg. Dist. 27	2,451	1,200	909	342
Leg. Dist. 28	1,081	459	522	100
Leg. Dist. 29	1,460	572	670	218
CITY	19,749	11,322	6,780	1,647
Brighton	9,074	5,809	2,944	321
Chili	6,482	1,950	4,346	186
Clarkson	1,621	394	1,191	36
East Rochester	1,201	491	639	71
Gates	5,033	1,560	3,267	206
Greece	18,558	5,423	12,534	601
Hamlin	2,006	456	1,503	47
Henrietta	7,843	3,327	4,277	239
Irondequoit	12,953	5,631	6,770	552
Mendon	3,284	1,399	1,798	87
Ogden	4,595	1,218	3,279	98
Parma	3,213	713	2,468	32
Penfield	9,436	3,968	5,217	251
Perinton	13,595	6,285	6,993	317
Pittsford	9,412	4,872	4,268	272
Riga	1,503	306	1,170	27
Rush	1,520	508	930	82
Sweden	2,357	804	1,481	72
Webster	11,243	4,169	6,789	285
Wheatland	1,043	322	706	15
TOWNS	125,972	49,605	72,570	3,797
GRAND TOTAL:	145,721	60,927	79,350	5,444

PROPOSAL NUMBER FOUR
 AN AMENDMENT
 AUTHORIZING NO-EXCUSE ABSENTEE BALLOT VOTING
 DETAIL

LEGISLATIVE DISTRICT OR TOWN	TOTAL VOTES	YES	NO	BLANK AND VOID
Leg. Dist. 07				
1	280	138	133	9
2	124	45	61	18
Leg. Dist. 07	404	183	194	27
Leg. Dist. 16				
1	6	6	0	0
Leg. Dist. 16	6	6	0	0
Leg. Dist. 21				
1	148	96	46	6
2	105	68	34	3
3	54	24	26	4
4	47	17	25	5
5	76	54	17	5
6	139	98	28	13
7	206	118	79	9
8	57	45	10	2
9	180	127	48	5
10	226	161	60	5
11	66	30	34	2
12	280	186	81	13
13	84	61	21	2
14	38	23	14	1
15	122	56	57	9
16	38	9	24	5
17	84	52	32	0
18	51	17	27	7
19	25	11	9	5
20	61	41	16	4
21	64	29	32	3
22	70	30	32	8
23	72	33	35	4
24	180	126	45	9
25	66	28	31	7
26	43	32	6	5
27	30	15	13	2
Leg. Dist. 21	2,612	1,587	882	143
Leg. Dist. 22				
1	83	42	25	16
2	12	4	6	2
3	71	21	15	35
4	41	14	7	20
5	17	6	6	5
6	45	16	19	10
7	14	7	6	1
8	33	12	11	10
9	23	14	7	2
10	47	20	17	10
11	88	52	21	15

PROPOSAL NUMBER FOUR
 AN AMENDMENT
 AUTHORIZING NO-EXCUSE ABSENTEE BALLOT VOTING
 DETAIL

LEGISLATIVE DISTRICT OR TOWN	TOTAL VOTES	YES	NO	BLANK AND VOID
Leg. Dist. 22				
12	35	10	14	11
13	19	9	8	2
14	9	5	2	2
15	65	29	19	17
16	17	7	6	4
17	21	13	6	2
18	30	12	9	9
19	21	10	10	1
20	59	10	25	24
21	28	14	9	5
22	31	12	16	3
23	26	7	9	10
24	18	8	4	6
25	157	102	49	6
26	76	62	12	2
27	50	29	17	4
Leg. Dist. 22	1,136	547	355	234
Leg. Dist. 23				
1	59	40	19	0
2	121	89	26	6
3	80	64	14	2
4	222	168	50	4
5	56	44	10	2
6	71	47	22	2
7	141	107	30	4
8	136	98	32	6
9	123	91	26	6
10	109	81	25	3
11	163	132	26	5
12	228	164	57	7
13	155	103	47	5
14	113	88	23	2
15	100	66	29	5
16	80	49	28	3
17	153	102	44	7
18	289	170	110	9
19	138	76	56	6
20	185	148	35	2
21	185	127	48	10
22	146	100	39	7
23	89	58	26	5
24	120	66	45	9
25	255	165	82	8
26	292	199	86	7
27	126	81	43	2
28	104	74	27	3
29	18	11	6	1

PROPOSAL NUMBER FOUR
AN AMENDMENT
AUTHORIZING NO-EXCUSE ABSENTEE BALLOT VOTING
DETAIL

LEGISLATIVE DISTRICT OR TOWN	TOTAL VOTES	YES	NO	BLANK AND VOID
Leg. Dist. 23	4,057	2,808	1,111	138
Leg. Dist. 24				
1	268	219	45	4
2	126	99	22	5
3	140	111	25	4
4	207	154	47	6
5	172	120	44	8
6	119	85	28	6
7	65	39	25	1
8	118	91	25	2
9	101	64	33	4
10	233	194	33	6
11	42	18	15	9
12	13	2	8	3
13	173	136	31	6
14	199	159	36	4
15	170	101	54	15
16	156	114	38	4
17	20	9	4	7
18	138	107	27	4
19	17	16	1	0
20	26	20	5	1
21	31	27	3	1
22	52	42	8	2
23	81	68	11	2
24	15	12	1	2
Leg. Dist. 24	2,682	2,007	569	106
Leg. Dist. 25				
1	169	119	41	9
2	56	31	19	6
3	87	35	33	19
4	27	25	2	0
5	53	19	23	11
6	97	73	20	4
7	71	29	32	10
8	78	27	29	22
9	25	9	10	6
10	106	71	27	8
11	31	12	13	6
12	145	118	24	3
13	50	26	16	8
14	58	44	13	1
15	57	20	18	19
16	40	20	16	4
17	46	20	20	6
18	93	43	32	18
19	77	56	19	2
20	57	36	18	3

PROPOSAL NUMBER FOUR
AN AMENDMENT
AUTHORIZING NO-EXCUSE ABSENTEE BALLOT VOTING
DETAIL

LEGISLATIVE DISTRICT OR TOWN	TOTAL VOTES	YES	NO	BLANK AND VOID
Leg. Dist. 25				
21	52	23	16	13
22	98	74	20	4
23	9	8	1	0
24	20	8	10	2
25	190	104	51	35
26	20	18	1	1
27	33	15	13	5
28	9	9	0	0
29	36	28	8	0
30	69	51	15	3
Leg. Dist. 25	1,959	1,171	560	228
Leg. Dist. 26				
1	237	98	132	7
2	88	29	53	6
3	49	26	21	2
4	121	50	66	5
5	83	28	48	7
6	76	31	32	13
7	83	41	37	5
8	74	28	38	8
9	106	54	44	8
10	87	34	46	7
11	108	49	54	5
12	136	48	83	5
13	159	69	85	5
14	162	63	89	10
15	81	42	34	5
16	119	42	73	4
17	132	50	73	9
Leg. Dist. 26	1,901	782	1,008	111
Leg. Dist. 27				
1	128	48	58	22
2	140	70	41	29
3	130	83	36	11
4	147	66	51	30
5	137	78	41	18
6	89	35	34	20
7	126	63	50	13
8	127	59	59	9
9	159	115	27	17
10	120	64	46	10
11	121	54	41	26
12	85	48	32	5
13	87	41	35	11
14	55	23	23	9
15	101	44	37	20
16	105	62	37	6

PROPOSAL NUMBER FOUR
 AN AMENDMENT
 AUTHORIZING NO-EXCUSE ABSENTEE BALLOT VOTING
 DETAIL

LEGISLATIVE DISTRICT OR TOWN	TOTAL VOTES	YES	NO	BLANK AND VOID
Leg. Dist. 27				
17	98	31	40	27
18	82	34	42	6
19	108	48	43	17
20	47	19	19	9
21	54	23	19	12
22	58	26	29	3
23	77	41	28	8
25	34	11	21	2
26	36	14	20	2
Leg. Dist. 27	2,451	1,200	909	342
Leg. Dist. 28				
1	58	28	23	7
2	34	16	18	0
3	20	6	11	3
4	49	11	28	10
5	40	14	22	4
6	119	59	51	9
7	113	34	65	14
8	51	22	18	11
9	60	35	23	2
10	20	5	13	2
11	37	16	19	2
12	30	9	17	4
13	60	24	35	1
14	61	26	31	4
15	21	10	10	1
16	56	25	26	5
17	4	2	2	0
18	46	19	23	4
19	0	0	0	0
20	88	40	40	8
21	86	46	35	5
22	28	12	12	4
Leg. Dist. 28	1,081	459	522	100
Leg. Dist. 29				
1	6	3	3	0
2	11	5	4	2
3	4	2	1	1
4	107	40	55	12
5	63	18	38	7
6	50	25	17	8
7	62	37	22	3
8	15	2	10	3
9	105	36	59	10
10	60	19	31	10
11	76	24	41	11
12	49	22	21	6

PROPOSAL NUMBER FOUR
AN AMENDMENT
AUTHORIZING NO-EXCUSE ABSENTEE BALLOT VOTING
DETAIL

LEGISLATIVE DISTRICT OR TOWN	TOTAL VOTES	YES	NO	BLANK AND VOID
Leg. Dist. 29				
13	36	16	14	6
14	29	13	11	5
15	45	15	22	8
16	17	3	12	2
17	62	31	27	4
18	129	68	55	6
19	34	20	11	3
20	75	32	30	13
21	103	47	46	10
22	42	13	14	15
23	83	21	25	37
24	87	24	48	15
25	89	29	44	16
26	19	7	7	5
28	2	0	2	0
Leg. Dist. 29	<u>1,460</u>	<u>572</u>	<u>670</u>	<u>218</u>
CITY	19,749	11,322	6,780	1,647
Brighton				
1	263	184	68	11
2	142	70	65	7
3	175	104	64	7
4	253	184	65	4
5	278	200	70	8
6	289	181	100	8
7	137	82	50	5
8	244	121	115	8
9	249	170	70	9
10	280	190	84	6
11	255	160	90	5
12	323	220	92	11
13	187	123	57	7
14	129	95	29	5
15	158	96	57	5
16	171	85	83	3
17	116	80	34	2
18	204	153	45	6
19	166	120	39	7
20	124	75	42	7
21	196	136	55	5
22	228	161	63	4
23	210	139	61	10
24	218	111	92	15
25	204	140	59	5
26	141	70	68	3
27	211	127	72	12
28	273	192	78	3
29	118	51	62	5

PROPOSAL NUMBER FOUR
 AN AMENDMENT
 AUTHORIZING NO-EXCUSE ABSENTEE BALLOT VOTING
 DETAIL

LEGISLATIVE DISTRICT OR TOWN	TOTAL VOTES	YES	NO	BLANK AND VOID
<u>Brighton</u>				
30	274	167	96	11
31	215	161	47	7
32	270	188	75	7
33	246	158	82	6
34	213	136	74	3
35	180	129	43	8
36	83	52	28	3
37	142	95	38	9
38	234	147	76	11
39	187	106	74	7
40	365	232	115	18
41	191	121	65	5
42	88	56	25	7
43	161	84	70	7
44	54	21	28	5
45	111	63	43	5
46	118	73	36	9
Brighton	9,074	5,809	2,944	321
<u>Chili</u>				
1	166	58	106	2
2	285	63	215	7
3	198	75	119	4
4	132	35	95	2
5	175	54	118	3
6	204	52	142	10
7	110	39	62	9
8	199	45	149	5
9	208	72	133	3
10	114	27	81	6
11	193	44	144	5
12	203	62	134	7
13	304	71	225	8
14	213	59	151	3
15	160	51	102	7
16	367	95	264	8
17	485	134	334	17
18	172	52	113	7
19	194	72	115	7
20	260	96	149	15
21	139	42	93	4
22	170	64	99	7
23	162	49	112	1
24	356	132	214	10
25	118	59	54	5
26	261	65	192	4
27	176	47	127	2
28	143	36	102	5

PROPOSAL NUMBER FOUR
AN AMENDMENT
AUTHORIZING NO-EXCUSE ABSENTEE BALLOT VOTING
DETAIL

LEGISLATIVE DISTRICT OR TOWN	TOTAL VOTES	YES	NO	BLANK AND VOID
Chili				
29	156	51	103	2
30	71	27	43	1
31	202	80	120	2
32	186	42	136	8
Chili	6,482	1,950	4,346	186
Clarkson				
1	343	66	266	11
2	43	10	32	1
3	236	79	151	6
4	368	66	298	4
5	426	119	298	9
6	205	54	146	5
Clarkson	1,621	394	1,191	36
East Rochester				
1	168	69	91	8
2	176	66	100	10
3	176	59	108	9
4	147	69	67	11
5	142	63	67	12
6	243	104	125	14
7	149	61	81	7
East Rochester	1,201	491	639	71
Gates				
1	98	40	55	3
2	123	35	81	7
3	122	45	71	6
4	135	36	92	7
5	234	92	133	9
6	153	49	99	5
7	348	100	241	7
8	132	29	102	1
9	140	46	82	12
10	90	35	52	3
11	98	33	61	4
12	87	31	53	3
13	134	42	84	8
14	88	23	57	8
15	229	77	140	12
16	129	38	86	5
17	130	27	92	11
18	174	47	122	5
19	143	40	99	4
20	144	47	90	7
21	136	46	83	7
22	133	44	82	7
23	143	42	96	5
24	285	93	179	13

PROPOSAL NUMBER FOUR
AN AMENDMENT
AUTHORIZING NO-EXCUSE ABSENTEE BALLOT VOTING
DETAIL

LEGISLATIVE DISTRICT OR TOWN	TOTAL VOTES	YES	NO	BLANK AND VOID
Gates				
25	114	27	84	3
26	182	45	135	2
27	192	75	110	7
28	127	41	82	4
29	125	35	79	11
30	112	29	77	6
31	119	28	86	5
32	163	55	104	4
33	57	26	30	1
34	122	32	89	1
35	92	30	59	3
Gates	5,033	1,560	3,267	206
Greece				
1	165	55	103	7
2	230	76	151	3
3	122	42	80	0
4	116	37	74	5
5	92	27	61	4
6	86	34	49	3
7	136	49	78	9
8	105	29	72	4
9	118	38	74	6
10	115	27	85	3
11	47	18	27	2
12	89	35	54	0
13	123	43	75	5
14	95	41	54	0
15	173	48	120	5
16	121	32	88	1
17	222	70	140	12
18	196	58	137	1
19	110	39	69	2
20	112	36	69	7
21	194	55	134	5
22	101	35	61	5
23	204	65	131	8
24	237	67	163	7
25	137	44	87	6
26	11	5	6	0
27	239	63	164	12
28	228	53	166	9
29	151	44	102	5
30	287	75	198	14
31	143	38	104	1
32	114	41	67	6
33	193	58	129	6
34	202	68	126	8

PROPOSAL NUMBER FOUR
 AN AMENDMENT
 AUTHORIZING NO-EXCUSE ABSENTEE BALLOT VOTING
 DETAIL

LEGISLATIVE DISTRICT OR TOWN	TOTAL VOTES	YES	NO	BLANK AND VOID
Greece				
35	142	52	84	6
36	212	60	140	12
37	146	48	91	7
38	245	63	166	16
39	97	32	64	1
40	98	28	64	6
41	239	80	152	7
42	126	42	78	6
43	191	44	142	5
44	245	76	165	4
45	299	63	229	7
46	92	29	52	11
47	172	44	122	6
48	9	5	4	0
49	119	45	72	2
50	163	35	124	4
51	87	22	63	2
52	222	64	155	3
53	114	22	87	5
54	216	42	170	4
55	120	31	87	2
56	216	83	127	6
57	145	42	99	4
58	215	65	147	3
59	71	27	37	7
60	135	43	90	2
61	132	32	98	2
62	189	50	127	12
63	156	58	89	9
64	121	33	84	4
65	160	55	95	10
66	79	25	48	6
67	137	28	109	0
68	192	49	138	5
69	111	34	75	2
70	579	144	421	14
71	206	70	127	9
72	259	74	176	9
73	69	17	51	1
74	108	31	75	2
75	113	38	70	5
76	184	39	140	5
77	171	37	128	6
78	17	6	9	2
79	360	107	242	11
80	258	72	176	10
81	114	44	65	5

PROPOSAL NUMBER FOUR
AN AMENDMENT
AUTHORIZING NO-EXCUSE ABSENTEE BALLOT VOTING
DETAIL

LEGISLATIVE DISTRICT OR TOWN	TOTAL VOTES	YES	NO	BLANK AND VOID
Greece				
82	116	40	70	6
83	75	24	45	6
84	183	44	131	8
85	215	74	138	3
86	214	50	162	2
87	136	54	76	6
88	228	83	141	4
89	140	38	99	3
90	225	51	167	7
91	361	103	247	11
92	233	75	147	11
93	206	72	124	10
94	212	60	144	8
95	89	36	49	4
96	190	60	125	5
97	327	79	241	7
98	258	91	162	5
99	221	57	159	5
100	268	81	179	8
101	126	27	98	1
102	271	78	189	4
103	223	66	152	5
104	142	33	104	5
105	279	72	205	2
106	178	39	130	9
107	150	29	117	4
108	184	57	118	9
109	243	75	163	5
Greece	18,558	5,423	12,534	601
Hamlin				
1	156	42	111	3
2	250	57	188	5
3	211	49	155	7
4	157	23	130	4
5	201	40	157	4
6	195	49	143	3
7	334	86	238	10
8	131	28	99	4
9	119	22	93	4
10	252	60	189	3
Hamlin	2,006	456	1,503	47
Henrietta				
1	250	91	153	6
2	212	95	117	0
3	76	42	34	0
4	182	91	85	6
5	193	75	115	3

PROPOSAL NUMBER FOUR
 AN AMENDMENT
 AUTHORIZING NO-EXCUSE ABSENTEE BALLOT VOTING
 DETAIL

LEGISLATIVE DISTRICT OR TOWN	TOTAL VOTES	YES	NO	BLANK AND VOID
<u>Henrietta</u>				
6	186	66	111	9
7	182	75	98	9
8	187	57	123	7
9	130	48	78	4
10	180	66	106	8
11	128	50	72	6
12	189	66	120	3
13	280	119	152	9
14	142	56	82	4
15	239	106	122	11
16	109	37	68	4
17	261	125	127	9
18	221	96	116	9
19	162	60	98	4
20	306	143	157	6
21	153	71	81	1
22	317	148	157	12
23	162	62	94	6
24	212	102	107	3
25	185	71	105	9
26	452	190	254	8
27	316	143	163	10
28	284	102	176	6
29	539	220	305	14
30	456	220	222	14
31	119	46	69	4
32	364	206	143	15
33	138	49	80	9
34	93	36	55	2
35	238	97	132	9
<u>Henrietta</u>	<u>7,843</u>	<u>3,327</u>	<u>4,277</u>	<u>239</u>
<u>Irondequoit</u>				
1	232	84	139	9
2	144	56	84	4
3	228	95	123	10
4	106	47	54	5
5	163	83	74	6
6	345	184	145	16
7	364	164	187	13
8	242	92	139	11
9	211	70	135	6
10	273	119	144	10
11	117	52	58	7
12	147	82	61	4
13	274	148	110	16
14	288	115	167	6
15	291	138	135	18

PROPOSAL NUMBER FOUR
AN AMENDMENT
AUTHORIZING NO-EXCUSE ABSENTEE BALLOT VOTING
DETAIL

LEGISLATIVE DISTRICT OR TOWN	TOTAL VOTES	YES	NO	BLANK AND VOID
Irondequoit				
16	393	175	197	21
17	132	65	65	2
18	215	98	108	9
19	215	117	88	10
20	207	82	115	10
21	206	100	99	7
22	250	104	136	10
23	191	88	98	5
24	186	84	90	12
25	193	76	110	7
26	106	46	52	8
27	149	67	74	8
28	199	61	136	2
29	144	70	72	2
30	215	100	112	3
31	257	126	125	6
32	180	96	74	10
33	164	70	89	5
34	325	130	187	8
35	123	65	56	2
36	78	32	43	3
37	129	55	66	8
38	69	37	25	7
39	53	24	29	0
40	156	74	72	10
41	172	83	84	5
42	253	89	156	8
43	141	69	69	3
44	427	164	246	17
45	133	49	74	10
46	190	79	104	7
47	85	27	51	7
48	186	68	112	6
49	305	132	156	17
50	76	25	47	4
51	307	138	160	9
52	172	64	96	12
53	158	56	98	4
54	37	9	25	3
55	193	95	85	13
56	146	63	75	8
57	272	114	147	11
58	206	80	111	15
59	162	70	84	8
60	194	82	104	8
61	250	108	139	3
62	273	141	118	14

PROPOSAL NUMBER FOUR
AN AMENDMENT
AUTHORIZING NO-EXCUSE ABSENTEE BALLOT VOTING
DETAIL

LEGISLATIVE DISTRICT OR TOWN	TOTAL VOTES	YES	NO	BLANK AND VOID
<u>Irondequoit</u>				
63	169	69	86	14
64	32	8	19	5
65	121	54	59	8
66	54	20	32	2
67	123	48	67	8
68	156	56	93	7
<u>Irondequoit</u>	<u>12,953</u>	<u>5,631</u>	<u>6,770</u>	<u>552</u>
<u>Mendon</u>				
1	429	189	224	16
2	397	189	194	14
3	438	189	242	7
4	308	148	148	12
5	413	183	222	8
6	409	149	251	9
7	403	150	245	8
8	158	68	85	5
9	329	134	187	8
<u>Mendon</u>	<u>3,284</u>	<u>1,399</u>	<u>1,798</u>	<u>87</u>
<u>Ogden</u>				
1	215	74	140	1
2	234	75	156	3
3	319	101	210	8
4	202	52	147	3
5	197	45	147	5
6	227	50	168	9
7	164	32	128	4
8	218	63	150	5
9	209	74	125	10
10	209	51	153	5
11	232	59	168	5
12	260	57	197	6
13	229	73	153	3
14	188	51	134	3
15	316	81	229	6
16	157	21	132	4
17	201	49	149	3
18	258	71	180	7
19	262	65	191	6
20	298	74	222	2
<u>Ogden</u>	<u>4,595</u>	<u>1,218</u>	<u>3,279</u>	<u>98</u>
<u>Parma</u>				
1	223	60	157	6
2	249	48	199	2
3	167	48	118	1
4	210	47	162	1
5	144	31	111	2
6	117	21	95	1

PROPOSAL NUMBER FOUR
 AN AMENDMENT
 AUTHORIZING NO-EXCUSE ABSENTEE BALLOT VOTING
 DETAIL

LEGISLATIVE DISTRICT OR TOWN	TOTAL VOTES	YES	NO	BLANK AND VOID
Parma				
7	196	37	159	0
8	285	86	196	3
9	237	53	184	0
10	203	37	164	2
11	231	64	167	0
12	211	51	154	6
13	372	73	299	0
14	130	20	108	2
15	238	37	195	6
Parma	3,213	713	2,468	32
Penfield				
1	79	36	41	2
2	182	82	95	5
3	223	85	133	5
4	335	98	233	4
5	253	124	122	7
6	160	52	103	5
7	221	110	105	6
8	98	32	63	3
9	280	166	109	5
10	146	72	68	6
11	121	43	74	4
12	216	115	96	5
13	204	73	126	5
14	310	88	215	7
15	310	156	150	4
16	105	49	53	3
17	217	90	122	5
18	188	80	104	4
19	347	177	162	8
20	248	88	155	5
21	246	125	114	7
22	205	97	105	3
23	320	147	167	6
24	310	136	172	2
25	170	54	111	5
26	126	47	72	7
27	235	114	114	7
28	170	84	82	4
29	250	113	120	17
30	435	153	269	13
31	132	59	66	7
32	138	69	66	3
33	209	95	110	4
34	175	65	105	5
35	337	169	151	17
36	232	112	118	2

PROPOSAL NUMBER FOUR
AN AMENDMENT
AUTHORIZING NO-EXCUSE ABSENTEE BALLOT VOTING
DETAIL

LEGISLATIVE DISTRICT OR TOWN	TOTAL VOTES	YES	NO	BLANK AND VOID
Penfield				
37	443	138	289	16
38	159	57	101	1
39	151	55	91	5
40	230	84	140	6
41	315	112	197	6
42	205	67	128	10
Penfield	9,436	3,968	5,217	251
Perinton				
1	389	166	214	9
2	292	143	141	8
3	219	96	113	10
4	198	96	96	6
5	103	51	47	5
6	227	137	83	7
7	290	154	131	5
8	227	109	114	4
9	296	138	157	1
10	309	164	135	10
11	150	68	79	3
12	236	120	110	6
13	204	88	111	5
14	254	106	141	7
15	212	92	109	11
16	198	98	94	6
17	216	113	103	0
18	227	103	120	4
19	195	89	102	4
20	217	99	110	8
21	272	138	132	2
22	180	80	95	5
23	360	178	177	5
24	354	160	181	13
25	194	110	80	4
26	254	112	136	6
27	201	87	106	8
28	190	79	106	5
29	159	70	86	3
30	237	107	129	1
31	279	131	142	6
32	173	79	89	5
33	261	148	105	8
34	299	129	165	5
35	222	106	112	4
36	140	64	74	2
37	274	135	133	6
38	332	151	169	12
39	284	110	166	8

PROPOSAL NUMBER FOUR
 AN AMENDMENT
 AUTHORIZING NO-EXCUSE ABSENTEE BALLOT VOTING
 DETAIL

LEGISLATIVE DISTRICT OR TOWN	TOTAL VOTES	YES	NO	BLANK AND VOID
Perinton				
40	193	97	94	2
41	172	75	94	3
42	188	70	117	1
43	453	197	247	9
44	205	102	97	6
45	449	198	245	6
46	107	56	46	5
47	262	111	143	8
48	211	92	115	4
49	197	88	100	9
50	30	14	14	2
51	310	92	210	8
52	247	116	125	6
53	203	108	92	3
54	395	178	211	6
55	252	114	131	7
56	397	173	219	5
Perinton	13,595	6,285	6,993	317
Pittsford				
1	240	134	92	14
2	283	178	96	9
3	417	230	167	20
4	373	187	175	11
5	232	129	98	5
6	142	92	47	3
7	143	74	67	2
8	260	121	136	3
9	294	140	142	12
10	341	169	169	3
11	235	110	111	14
12	279	138	130	11
13	222	116	102	4
14	339	177	155	7
15	139	56	79	4
16	226	125	95	6
17	344	201	129	14
18	197	94	96	7
19	179	61	111	7
20	298	163	130	5
21	262	146	108	8
22	305	170	129	6
23	216	97	109	10
24	305	154	135	16
25	327	166	154	7
26	249	111	128	10
27	260	164	90	6
28	263	141	117	5

PROPOSAL NUMBER FOUR
AN AMENDMENT
AUTHORIZING NO-EXCUSE ABSENTEE BALLOT VOTING
DETAIL

LEGISLATIVE DISTRICT OR TOWN	TOTAL VOTES	YES	NO	BLANK AND VOID
Pittsford				
29	283	108	165	10
30	235	122	107	6
31	320	156	159	5
32	343	187	153	3
33	470	254	205	11
34	391	201	182	8
Pittsford	<u>9,412</u>	<u>4,872</u>	<u>4,268</u>	<u>272</u>
Riga				
1	310	86	219	5
2	272	45	219	8
3	220	62	156	2
4	234	39	190	5
5	240	40	196	4
6	<u>227</u>	<u>34</u>	<u>190</u>	<u>3</u>
Riga	<u>1,503</u>	<u>306</u>	<u>1,170</u>	<u>27</u>
Rush				
1	439	147	264	28
2	278	66	197	15
3	404	165	218	21
4	<u>399</u>	<u>130</u>	<u>251</u>	<u>18</u>
Rush	<u>1,520</u>	<u>508</u>	<u>930</u>	<u>82</u>
Sweden				
1	230	97	123	10
2	86	37	47	2
3	223	96	117	10
4	285	112	162	11
5	56	27	28	1
6	205	80	120	5
7	225	89	129	7
8	210	56	149	5
9	176	65	106	5
10	357	62	283	12
11	57	21	34	2
12	<u>247</u>	<u>62</u>	<u>183</u>	<u>2</u>
Sweden	<u>2,357</u>	<u>804</u>	<u>1,481</u>	<u>72</u>
Webster				
1	219	103	112	4
2	244	113	128	3
3	307	143	161	3
4	94	34	58	2
5	251	91	150	10
6	159	47	106	6
7	235	77	152	6
8	210	76	128	6
9	231	74	149	8
10	499	163	327	9
11	243	85	155	3

PROPOSAL NUMBER FOUR
 AN AMENDMENT
 AUTHORIZING NO-EXCUSE ABSENTEE BALLOT VOTING
 DETAIL

LEGISLATIVE DISTRICT OR TOWN	TOTAL VOTES	YES	NO	BLANK AND VOID
Webster				
12	322	126	190	6
13	235	93	131	11
14	226	98	123	5
15	144	58	83	3
16	250	87	158	5
17	230	69	156	5
18	166	70	90	6
19	375	131	237	7
20	416	132	264	20
21	280	103	170	7
22	267	90	175	2
23	208	93	113	2
24	587	187	387	13
25	100	34	60	6
26	206	63	136	7
27	485	178	291	16
28	250	85	154	11
29	142	56	83	3
30	111	47	62	2
31	254	85	163	6
32	333	119	201	13
33	270	102	159	9
34	120	39	78	3
35	162	68	90	4
36	177	73	98	6
37	418	160	247	11
38	225	108	115	2
39	253	114	134	5
40	461	189	260	12
41	384	137	241	6
42	297	100	193	4
43	197	69	121	7
Webster	<u>11,243</u>	<u>4,169</u>	<u>6,789</u>	<u>285</u>
Wheatland				
1	193	83	106	4
2	236	57	174	5
3	192	73	117	2
4	152	46	104	2
5	270	63	205	2
Wheatland	<u>1,043</u>	<u>322</u>	<u>706</u>	<u>15</u>
TOWNS	<u>125,972</u>	<u>49,605</u>	<u>72,570</u>	<u>3,797</u>
GRAND TOTAL:	<u><u>145,721</u></u>	<u><u>60,927</u></u>	<u><u>79,350</u></u>	<u><u>5,444</u></u>

PROPOSAL NUMBER FIVE
AN AMENDMENT
INCREASING THE JURISDICTION OF THE NEW YORK CITY CIVIL COURT
SUMMARY

LEGISLATIVE DISTRICT OR TOWN	TOTAL VOTES	YES	NO	BLANK AND VOID
Leg. Dist. 07	404	239	115	50
Leg. Dist. 16	6	6	0	0
Leg. Dist. 21	2,612	1,773	500	339
Leg. Dist. 22	1,136	669	196	271
Leg. Dist. 23	4,057	2,945	641	471
Leg. Dist. 24	2,682	2,027	344	311
Leg. Dist. 25	1,959	1,336	275	348
Leg. Dist. 26	1,901	1,090	604	207
Leg. Dist. 27	2,451	1,573	447	431
Leg. Dist. 28	1,081	652	278	151
Leg. Dist. 29	1,460	841	356	263
CITY	19,749	13,151	3,756	2,842
Brighton	9,074	6,450	1,676	948
Chili	6,482	3,030	2,926	526
Clarkson	1,621	708	805	108
East Rochester	1,201	654	403	144
Gates	5,033	2,493	2,066	474
Greece	18,558	9,218	7,846	1,494
Hamlin	2,006	829	1,035	142
Henrietta	7,843	4,604	2,640	599
Irondequoit	12,953	7,553	4,092	1,308
Mendon	3,284	1,878	1,132	274
Ogden	4,595	2,138	2,116	341
Parma	3,213	1,305	1,714	194
Penfield	9,436	5,436	3,210	790
Perinton	13,595	8,476	4,114	1,005
Pittsford	9,412	6,082	2,529	801
Riga	1,503	656	735	112
Rush	1,520	747	581	192
Sweden	2,357	1,156	998	203
Webster	11,243	6,122	4,248	873
Wheatland	1,043	514	456	73
TOWNS	125,972	70,049	45,322	10,601
GRAND TOTAL:	145,721	83,200	49,078	13,443

PROPOSAL NUMBER FIVE
AN AMENDMENT
INCREASING THE JURISDICTION OF THE NEW YORK CITY CIVIL COURT
DETAIL

LEGISLATIVE DISTRICT OR TOWN	TOTAL VOTES	YES	NO	BLANK AND VOID
Leg. Dist. 07				
1	280	177	78	25
2	124	62	37	25
Leg. Dist. 07	404	239	115	50
Leg. Dist. 16				
1	6	6	0	0
Leg. Dist. 16	6	6	0	0
Leg. Dist. 21				
1	148	90	36	22
2	105	72	21	12
3	54	32	16	6
4	47	28	13	6
5	76	58	8	10
6	139	95	14	30
7	206	139	45	22
8	57	42	7	8
9	180	135	30	15
10	226	189	22	15
11	66	37	19	10
12	280	191	50	39
13	84	60	15	9
14	38	28	8	2
15	122	69	33	20
16	38	19	12	7
17	84	65	17	2
18	51	29	14	8
19	25	14	6	5
20	61	45	4	12
21	64	39	21	4
22	70	45	13	12
23	72	48	17	7
24	180	121	32	27
25	66	43	10	13
26	43	26	6	11
27	30	14	11	5
Leg. Dist. 21	2,612	1,773	500	339
Leg. Dist. 22				
1	83	53	12	18
2	12	9	0	3
3	71	24	11	36
4	41	13	6	22
5	17	9	3	5
6	45	25	10	10
7	14	10	0	4
8	33	13	9	11
9	23	15	5	3
10	47	27	10	10
11	88	59	14	15

PROPOSAL NUMBER FIVE
AN AMENDMENT
INCREASING THE JURISDICTION OF THE NEW YORK CITY CIVIL COURT
DETAIL

LEGISLATIVE DISTRICT OR TOWN	TOTAL VOTES	YES	NO	BLANK AND VOID
Leg. Dist. 22				
12	35	16	9	10
13	19	8	7	4
14	9	6	1	2
15	65	31	15	19
16	17	11	2	4
17	21	15	5	1
18	30	18	5	7
19	21	11	4	6
20	59	24	10	25
21	28	16	6	6
22	31	24	3	4
23	26	13	3	10
24	18	9	3	6
25	157	113	27	17
26	76	60	9	7
27	50	37	7	6
Leg. Dist. 22	1,136	669	196	271
Leg. Dist. 23				
1	59	44	12	3
2	121	85	16	20
3	80	59	14	7
4	222	177	31	14
5	56	43	4	9
6	71	53	13	5
7	141	107	19	15
8	136	98	19	19
9	123	92	17	14
10	109	87	13	9
11	163	128	16	19
12	228	153	43	32
13	155	115	26	14
14	113	87	10	16
15	100	66	17	17
16	80	51	16	13
17	153	105	27	21
18	289	193	68	28
19	138	101	23	14
20	185	146	25	14
21	185	132	25	28
22	146	108	18	20
23	89	68	12	9
24	120	71	22	27
25	255	182	47	26
26	292	215	44	33
27	126	86	29	11
28	104	79	13	12
29	18	14	2	2

PROPOSAL NUMBER FIVE
AN AMENDMENT
INCREASING THE JURISDICTION OF THE NEW YORK CITY CIVIL COURT
DETAIL

LEGISLATIVE DISTRICT OR TOWN	TOTAL VOTES	YES	NO	BLANK AND VOID
Leg. Dist. 23	4,057	2,945	641	471
Leg. Dist. 24				
1	268	203	33	32
2	126	97	12	17
3	140	105	14	21
4	207	154	37	16
5	172	137	21	14
6	119	82	21	16
7	65	44	17	4
8	118	94	14	10
9	101	70	19	12
10	233	196	12	25
11	42	22	10	10
12	13	5	4	4
13	173	130	21	22
14	199	165	19	15
15	170	113	25	32
16	156	127	22	7
17	20	6	7	7
18	138	99	17	22
19	17	16	1	0
20	26	21	4	1
21	31	25	3	3
22	52	43	3	6
23	81	63	8	10
24	15	10	0	5
Leg. Dist. 24	2,682	2,027	344	311
Leg. Dist. 25				
1	169	125	20	24
2	56	37	9	10
3	87	47	13	27
4	27	24	2	1
5	53	35	6	12
6	97	80	4	13
7	71	41	17	13
8	78	48	7	23
9	25	11	5	9
10	106	83	9	14
11	31	17	8	6
12	145	111	16	18
13	50	30	10	10
14	58	43	7	8
15	57	29	7	21
16	40	27	9	4
17	46	33	8	5
18	93	59	14	20
19	77	61	9	7
20	57	32	18	7

PROPOSAL NUMBER FIVE
AN AMENDMENT
INCREASING THE JURISDICTION OF THE NEW YORK CITY CIVIL COURT
DETAIL

LEGISLATIVE DISTRICT OR TOWN	TOTAL VOTES	YES	NO	BLANK AND VOID
Leg. Dist. 25				
21	52	29	8	15
22	98	74	11	13
23	9	8	1	0
24	20	12	4	4
25	190	115	29	46
26	20	16	3	1
27	33	18	7	8
28	9	9	0	0
29	36	28	6	2
30	69	54	8	7
Leg. Dist. 25	1,959	1,336	275	348
Leg. Dist. 26				
1	237	135	84	18
2	88	51	28	9
3	49	33	11	5
4	121	73	37	11
5	83	41	35	7
6	76	41	20	15
7	83	50	25	8
8	74	38	21	15
9	106	62	29	15
10	87	49	24	14
11	108	70	26	12
12	136	68	54	14
13	159	89	59	11
14	162	98	44	20
15	81	52	19	10
16	119	66	42	11
17	132	74	46	12
Leg. Dist. 26	1,901	1,090	604	207
Leg. Dist. 27				
1	128	72	28	28
2	140	90	16	34
3	130	89	24	17
4	147	85	26	36
5	137	83	31	23
6	89	47	14	28
7	126	87	23	16
8	127	89	23	15
9	159	103	25	31
10	120	92	16	12
11	121	74	18	29
12	85	54	24	7
13	87	60	12	15
14	55	35	7	13
15	101	66	13	22
16	105	87	11	7

PROPOSAL NUMBER FIVE
AN AMENDMENT
INCREASING THE JURISDICTION OF THE NEW YORK CITY CIVIL COURT
DETAIL

LEGISLATIVE DISTRICT OR TOWN	TOTAL VOTES	YES	NO	BLANK AND VOID
Leg. Dist. 27				
17	98	54	16	28
18	82	54	21	7
19	108	70	20	18
20	47	28	10	9
21	54	28	13	13
22	58	46	8	4
23	77	49	14	14
25	34	13	18	3
26	36	18	16	2
Leg. Dist. 27	2,451	1,573	447	431
Leg. Dist. 28				
1	58	43	7	8
2	34	26	5	3
3	20	11	6	3
4	49	22	16	11
5	40	22	12	6
6	119	73	31	15
7	113	57	34	22
8	51	27	11	13
9	60	38	13	9
10	20	13	3	4
11	37	21	13	3
12	30	21	6	3
13	60	35	21	4
14	61	39	17	5
15	21	15	5	1
16	56	35	12	9
17	4	2	2	0
18	46	26	15	5
19	0	0	0	0
20	88	53	24	11
21	86	54	19	13
22	28	19	6	3
Leg. Dist. 28	1,081	652	278	151
Leg. Dist. 29				
1	6	4	2	0
2	11	6	3	2
3	4	3	0	1
4	107	64	30	13
5	63	38	17	8
6	50	27	14	9
7	62	41	15	6
8	15	6	5	4
9	105	64	30	11
10	60	35	14	11
11	76	45	16	15
12	49	30	11	8

PROPOSAL NUMBER FIVE
AN AMENDMENT
INCREASING THE JURISDICTION OF THE NEW YORK CITY CIVIL COURT
DETAIL

LEGISLATIVE DISTRICT OR TOWN	TOTAL VOTES	YES	NO	BLANK AND VOID
Leg. Dist. 29				
13	36	22	8	6
14	29	15	8	6
15	45	20	11	14
16	17	7	8	2
17	62	38	16	8
18	129	81	35	13
19	34	22	9	3
20	75	49	11	15
21	103	62	29	12
22	42	18	9	15
23	83	31	12	40
24	87	49	22	16
25	89	52	17	20
26	19	10	4	5
28	2	2	0	0
Leg. Dist. 29	<u>1,460</u>	<u>841</u>	<u>356</u>	<u>263</u>
CITY	19,749	13,151	3,756	2,842
Brighton				
1	263	182	41	40
2	142	81	45	16
3	175	118	39	18
4	253	192	32	29
5	278	212	38	28
6	289	200	60	29
7	137	96	27	14
8	244	166	60	18
9	249	163	47	39
10	280	219	38	23
11	255	190	50	15
12	323	233	55	35
13	187	130	36	21
14	129	95	23	11
15	158	105	38	15
16	171	94	58	19
17	116	91	13	12
18	204	156	24	24
19	166	136	17	13
20	124	89	22	13
21	196	148	27	21
22	228	179	39	10
23	210	147	36	27
24	218	138	51	29
25	204	144	33	27
26	141	92	40	9
27	211	142	45	24
28	273	199	58	16
29	118	81	32	5

PROPOSAL NUMBER FIVE
AN AMENDMENT
INCREASING THE JURISDICTION OF THE NEW YORK CITY CIVIL COURT
DETAIL

LEGISLATIVE DISTRICT OR TOWN	TOTAL VOTES	YES	NO	BLANK AND VOID
<u>Brighton</u>				
30	274	203	43	28
31	215	163	27	25
32	270	197	41	32
33	246	196	31	19
34	213	151	43	19
35	180	133	19	28
36	83	47	24	12
37	142	98	22	22
38	234	169	45	20
39	187	134	41	12
40	365	269	50	46
41	191	128	46	17
42	88	57	18	13
43	161	104	44	13
44	54	26	19	9
45	111	74	27	10
46	118	83	12	23
Brighton	9,074	6,450	1,676	948
<u>Chili</u>				
1	166	70	87	9
2	285	113	157	15
3	198	95	89	14
4	132	60	66	6
5	175	85	82	8
6	204	83	96	25
7	110	50	38	22
8	199	69	108	22
9	208	100	94	14
10	114	50	49	15
11	193	83	100	10
12	203	79	103	21
13	304	127	147	30
14	213	102	95	16
15	160	87	58	15
16	367	162	176	29
17	485	242	203	40
18	172	73	86	13
19	194	92	85	17
20	260	145	88	27
21	139	62	67	10
22	170	92	62	16
23	162	83	75	4
24	356	189	142	25
25	118	65	41	12
26	261	122	123	16
27	176	81	81	14
28	143	68	59	16

PROPOSAL NUMBER FIVE
AN AMENDMENT
INCREASING THE JURISDICTION OF THE NEW YORK CITY CIVIL COURT
DETAIL

LEGISLATIVE DISTRICT OR TOWN	TOTAL VOTES	YES	NO	BLANK AND VOID
Chili				
29	156	80	65	11
30	71	34	29	8
31	202	121	75	6
32	186	66	100	20
Chili	6,482	3,030	2,926	526
Clarkson				
1	343	137	176	30
2	43	11	29	3
3	236	120	101	15
4	368	141	212	15
5	426	200	196	30
6	205	99	91	15
Clarkson	1,621	708	805	108
East Rochester				
1	168	89	62	17
2	176	90	68	18
3	176	84	74	18
4	147	79	39	29
5	142	77	46	19
6	243	149	65	29
7	149	86	49	14
East Rochester	1,201	654	403	144
Gates				
1	98	56	31	11
2	123	61	47	15
3	122	64	47	11
4	135	57	69	9
5	234	120	90	24
6	153	81	59	13
7	348	174	146	28
8	132	63	59	10
9	140	76	47	17
10	90	52	32	6
11	98	51	40	7
12	87	49	32	6
13	134	64	56	14
14	88	39	35	14
15	229	111	88	30
16	129	58	61	10
17	130	55	58	17
18	174	85	79	10
19	143	73	61	9
20	144	66	65	13
21	136	74	45	17
22	133	68	50	15
23	143	74	57	12
24	285	143	108	34

PROPOSAL NUMBER FIVE
AN AMENDMENT
INCREASING THE JURISDICTION OF THE NEW YORK CITY CIVIL COURT
DETAIL

LEGISLATIVE DISTRICT OR TOWN	TOTAL VOTES	YES	NO	BLANK AND VOID
Gates				
25	114	59	46	9
26	182	78	90	14
27	192	100	71	21
28	127	64	59	4
29	125	62	45	18
30	112	48	51	13
31	119	55	53	11
32	163	85	64	14
33	57	27	28	2
34	122	51	65	6
35	92	50	32	10
Gates	5,033	2,493	2,066	474
Greece				
1	165	96	58	11
2	230	121	94	15
3	122	69	48	5
4	116	59	49	8
5	92	41	38	13
6	86	49	30	7
7	136	68	53	15
8	105	43	54	8
9	118	58	51	9
10	115	47	56	12
11	47	25	17	5
12	89	54	31	4
13	123	72	41	10
14	95	52	41	2
15	173	89	72	12
16	121	53	57	11
17	222	106	87	29
18	196	96	88	12
19	110	56	46	8
20	112	62	42	8
21	194	95	85	14
22	101	52	40	9
23	204	102	83	19
24	237	128	91	18
25	137	68	55	14
26	11	9	2	0
27	239	107	114	18
28	228	97	112	19
29	151	74	67	10
30	287	129	136	22
31	143	68	66	9
32	114	58	44	12
33	193	85	87	21
34	202	103	76	23

PROPOSAL NUMBER FIVE
AN AMENDMENT
INCREASING THE JURISDICTION OF THE NEW YORK CITY CIVIL COURT
DETAIL

LEGISLATIVE DISTRICT OR TOWN	TOTAL VOTES	YES	NO	BLANK AND VOID
Greece				
35	142	73	54	15
36	212	102	91	19
37	146	72	63	11
38	245	122	101	22
39	97	48	42	7
40	98	50	36	12
41	239	124	95	20
42	126	59	61	6
43	191	100	78	13
44	245	127	100	18
45	299	125	153	21
46	92	42	36	14
47	172	86	76	10
48	9	6	3	0
49	119	61	55	3
50	163	80	65	18
51	87	37	40	10
52	222	103	106	13
53	114	55	47	12
54	216	96	102	18
55	120	53	59	8
56	216	122	78	16
57	145	77	55	13
58	215	111	90	14
59	71	40	23	8
60	135	67	61	7
61	132	58	66	8
62	189	91	77	21
63	156	76	65	15
64	121	53	59	9
65	160	85	58	17
66	79	31	37	11
67	137	67	64	6
68	192	95	79	18
69	111	65	38	8
70	579	282	260	37
71	206	114	77	15
72	259	130	107	22
73	69	28	36	5
74	108	58	41	9
75	113	63	43	7
76	184	80	94	10
77	171	89	69	13
78	17	12	3	2
79	360	171	153	36
80	258	126	111	21
81	114	60	45	9

PROPOSAL NUMBER FIVE
AN AMENDMENT
INCREASING THE JURISDICTION OF THE NEW YORK CITY CIVIL COURT
DETAIL

LEGISLATIVE DISTRICT OR TOWN	TOTAL VOTES	YES	NO	BLANK AND VOID
<u>Greece</u>				
82	116	64	40	12
83	75	35	30	10
84	183	91	75	17
85	215	107	96	12
86	214	110	97	7
87	136	69	54	13
88	228	138	78	12
89	140	58	72	10
90	225	102	105	18
91	361	182	153	26
92	233	127	81	25
93	206	104	80	22
94	212	113	81	18
95	89	49	34	6
96	190	93	76	21
97	327	165	146	16
98	258	139	102	17
99	221	107	96	18
100	268	130	113	25
101	126	47	67	12
102	271	120	134	17
103	223	117	88	18
104	142	59	68	15
105	279	154	104	21
106	178	85	79	14
107	150	68	70	12
108	184	100	65	19
109	243	122	99	22
Greece	<u>18,558</u>	<u>9,218</u>	<u>7,846</u>	<u>1,494</u>
<u>Hamlin</u>				
1	156	77	73	6
2	250	109	121	20
3	211	89	107	15
4	157	59	86	12
5	201	72	115	14
6	195	93	92	10
7	334	136	168	30
8	131	44	79	8
9	119	47	64	8
10	252	103	130	19
Hamlin	<u>2,006</u>	<u>829</u>	<u>1,035</u>	<u>142</u>
<u>Henrietta</u>				
1	250	131	94	25
2	212	120	84	8
3	76	52	21	3
4	182	118	51	13
5	193	109	72	12

PROPOSAL NUMBER FIVE
AN AMENDMENT
INCREASING THE JURISDICTION OF THE NEW YORK CITY CIVIL COURT
DETAIL

LEGISLATIVE DISTRICT OR TOWN	TOTAL VOTES	YES	NO	BLANK AND VOID
<u>Henrietta</u>				
6	186	102	70	14
7	182	102	67	13
8	187	104	69	14
9	130	78	44	8
10	180	102	64	14
11	128	79	43	6
12	189	102	72	15
13	280	163	89	28
14	142	74	60	8
15	239	134	82	23
16	109	56	46	7
17	261	151	83	27
18	221	129	76	16
19	162	86	62	14
20	306	182	99	25
21	153	99	47	7
22	317	208	84	25
23	162	86	63	13
24	212	128	74	10
25	185	95	66	24
26	452	273	150	29
27	316	182	112	22
28	284	157	106	21
29	539	313	188	38
30	456	305	120	31
31	119	70	39	10
32	364	244	81	39
33	138	71	54	13
34	93	57	29	7
35	238	142	79	17
<u>Henrietta</u>	<u>7,843</u>	<u>4,604</u>	<u>2,640</u>	<u>599</u>
<u>Irondequoit</u>				
1	232	125	83	24
2	144	92	40	12
3	228	133	71	24
4	106	63	34	9
5	163	99	46	18
6	345	227	82	36
7	364	211	120	33
8	242	132	80	30
9	211	104	86	21
10	273	159	89	25
11	117	74	35	8
12	147	96	36	15
13	274	170	67	37
14	288	166	94	28
15	291	180	78	33

PROPOSAL NUMBER FIVE
AN AMENDMENT
INCREASING THE JURISDICTION OF THE NEW YORK CITY CIVIL COURT
DETAIL

LEGISLATIVE DISTRICT OR TOWN	TOTAL VOTES	YES	NO	BLANK AND VOID
Irondequoit				
16	393	233	114	46
17	132	81	38	13
18	215	128	70	17
19	215	145	51	19
20	207	121	67	19
21	206	118	68	20
22	250	133	85	32
23	191	116	55	20
24	186	113	57	16
25	193	105	72	16
26	106	58	36	12
27	149	82	48	19
28	199	92	90	17
29	144	83	44	17
30	215	131	70	14
31	257	152	82	23
32	180	129	34	17
33	164	91	56	17
34	325	190	109	26
35	123	77	36	10
36	78	43	26	9
37	129	57	64	8
38	69	45	12	12
39	53	34	14	5
40	156	100	36	20
41	172	107	56	9
42	253	133	100	20
43	141	85	43	13
44	427	253	136	38
45	133	65	54	14
46	190	97	71	22
47	85	45	30	10
48	186	106	65	15
49	305	175	91	39
50	76	32	38	6
51	307	176	97	34
52	172	101	49	22
53	158	92	54	12
54	37	22	11	4
55	193	116	54	23
56	146	85	45	16
57	272	178	71	23
58	206	105	71	30
59	162	90	56	16
60	194	112	62	20
61	250	160	73	17
62	273	165	75	33

PROPOSAL NUMBER FIVE
AN AMENDMENT
INCREASING THE JURISDICTION OF THE NEW YORK CITY CIVIL COURT
DETAIL

LEGISLATIVE DISTRICT OR TOWN	TOTAL VOTES	YES	NO	BLANK AND VOID
Irondequoit				
63	169	98	47	24
64	32	18	9	5
65	121	75	32	14
66	54	32	17	5
67	123	63	48	12
68	156	79	62	15
Irondequoit	12,953	7,553	4,092	1,308
Mendon				
1	429	244	141	44
2	397	243	121	33
3	438	262	142	34
4	308	177	101	30
5	413	249	134	30
6	409	220	152	37
7	403	211	157	35
8	158	79	73	6
9	329	193	111	25
Mendon	3,284	1,878	1,132	274
Ogden				
1	215	108	93	14
2	234	133	94	7
3	319	154	132	33
4	202	100	92	10
5	197	89	92	16
6	227	107	103	17
7	164	65	89	10
8	218	96	99	23
9	209	98	94	17
10	209	95	99	15
11	232	112	109	11
12	260	107	136	17
13	229	101	107	21
14	188	88	76	24
15	316	141	143	32
16	157	62	83	12
17	201	94	95	12
18	258	120	121	17
19	262	121	123	18
20	298	147	136	15
Ogden	4,595	2,138	2,116	341
Parma				
1	223	95	112	16
2	249	95	137	17
3	167	62	91	14
4	210	84	123	3
5	144	63	75	6
6	117	33	73	11

PROPOSAL NUMBER FIVE
AN AMENDMENT
INCREASING THE JURISDICTION OF THE NEW YORK CITY CIVIL COURT
DETAIL

LEGISLATIVE DISTRICT OR TOWN	TOTAL VOTES	YES	NO	BLANK AND VOID
Parma				
7	196	82	106	8
8	285	122	134	29
9	237	94	128	15
10	203	85	107	11
11	231	103	115	13
12	211	88	111	12
13	372	160	194	18
14	130	59	66	5
15	238	80	142	16
Parma	<u>3,213</u>	<u>1,305</u>	<u>1,714</u>	<u>194</u>
Penfield				
1	79	50	26	3
2	182	106	57	19
3	223	107	100	16
4	335	148	164	23
5	253	141	90	22
6	160	79	69	12
7	221	139	62	20
8	98	51	36	11
9	280	194	58	28
10	146	86	43	17
11	121	56	48	17
12	216	136	60	20
13	204	105	87	12
14	310	146	140	24
15	310	197	93	20
16	105	66	30	9
17	217	148	57	12
18	188	104	68	16
19	347	221	96	30
20	248	139	84	25
21	246	158	72	16
22	205	131	54	20
23	320	211	85	24
24	310	191	103	16
25	170	89	65	16
26	126	64	52	10
27	235	130	84	21
28	170	114	49	7
29	250	139	78	33
30	435	233	173	29
31	132	79	33	20
32	138	99	33	6
33	209	123	71	15
34	175	103	61	11
35	337	203	90	44
36	232	143	71	18

PROPOSAL NUMBER FIVE
AN AMENDMENT
INCREASING THE JURISDICTION OF THE NEW YORK CITY CIVIL COURT
DETAIL

LEGISLATIVE DISTRICT OR TOWN	TOTAL VOTES	YES	NO	BLANK AND VOID
Penfield				
37	443	242	159	42
38	159	86	63	10
39	151	86	50	15
40	230	126	91	13
41	315	172	116	27
42	205	95	89	21
Penfield	9,436	5,436	3,210	790
Perinton				
1	389	235	127	27
2	292	195	72	25
3	219	139	64	16
4	198	123	58	17
5	103	57	35	11
6	227	155	50	22
7	290	192	76	22
8	227	148	71	8
9	296	187	93	16
10	309	201	78	30
11	150	90	48	12
12	236	145	74	17
13	204	119	71	14
14	254	154	72	28
15	212	127	61	24
16	198	115	58	25
17	216	133	63	20
18	227	147	68	12
19	195	137	49	9
20	217	133	61	23
21	272	170	82	20
22	180	108	57	15
23	360	244	99	17
24	354	214	109	31
25	194	129	56	9
26	254	162	77	15
27	201	121	60	20
28	190	107	67	16
29	159	88	60	11
30	237	142	74	21
31	279	172	88	19
32	173	111	49	13
33	261	193	51	17
34	299	187	97	15
35	222	141	64	17
36	140	74	58	8
37	274	186	68	20
38	332	195	116	21
39	284	162	97	25

PROPOSAL NUMBER FIVE
AN AMENDMENT
INCREASING THE JURISDICTION OF THE NEW YORK CITY CIVIL COURT
DETAIL

LEGISLATIVE DISTRICT OR TOWN	TOTAL VOTES	YES	NO	BLANK AND VOID
Perinton				
40	193	128	54	11
41	172	93	63	16
42	188	116	64	8
43	453	273	155	25
44	205	130	63	12
45	449	299	120	30
46	107	71	27	9
47	262	153	89	20
48	211	134	65	12
49	197	124	54	19
50	30	14	14	2
51	310	170	121	19
52	247	154	75	18
53	203	137	53	13
54	395	256	109	30
55	252	155	75	22
56	397	231	135	31
Perinton	13,595	8,476	4,114	1,005
Pittsford				
1	240	158	53	29
2	283	192	61	30
3	417	280	93	44
4	373	214	119	40
5	232	159	60	13
6	142	92	31	19
7	143	101	34	8
8	260	172	76	12
9	294	184	90	20
10	341	216	105	20
11	235	144	69	22
12	279	168	81	30
13	222	143	59	20
14	339	223	85	31
15	139	81	49	9
16	226	155	55	16
17	344	224	79	41
18	197	137	40	20
19	179	100	63	16
20	298	196	74	28
21	262	182	55	25
22	305	211	76	18
23	216	123	73	20
24	305	195	75	35
25	327	221	78	28
26	249	149	82	18
27	260	176	57	27
28	263	173	74	16

PROPOSAL NUMBER FIVE
AN AMENDMENT
INCREASING THE JURISDICTION OF THE NEW YORK CITY CIVIL COURT
DETAIL

LEGISLATIVE DISTRICT OR TOWN	TOTAL VOTES	YES	NO	BLANK AND VOID
<u>Pittsford</u>				
29	283	154	100	29
30	235	164	51	20
31	320	200	93	27
32	343	231	98	14
33	470	308	130	32
34	391	256	111	24
<u>Pittsford</u>	<u>9,412</u>	<u>6,082</u>	<u>2,529</u>	<u>801</u>
<u>Riga</u>				
1	310	154	129	27
2	272	103	145	24
3	220	116	89	15
4	234	100	119	15
5	240	89	134	17
6	227	94	119	14
<u>Riga</u>	<u>1,503</u>	<u>656</u>	<u>735</u>	<u>112</u>
<u>Rush</u>				
1	439	214	166	59
2	278	132	113	33
3	404	223	134	47
4	399	178	168	53
<u>Rush</u>	<u>1,520</u>	<u>747</u>	<u>581</u>	<u>192</u>
<u>Sweden</u>				
1	230	114	89	27
2	86	43	35	8
3	223	117	81	25
4	285	153	105	27
5	56	36	16	4
6	205	108	82	15
7	225	126	81	18
8	210	83	103	24
9	176	88	73	15
10	357	152	177	28
11	57	34	21	2
12	247	102	135	10
<u>Sweden</u>	<u>2,357</u>	<u>1,156</u>	<u>998</u>	<u>203</u>
<u>Webster</u>				
1	219	134	60	25
2	244	151	79	14
3	307	195	94	18
4	94	56	31	7
5	251	131	89	31
6	159	87	59	13
7	235	130	89	16
8	210	119	79	12
9	231	116	96	19
10	499	260	208	31
11	243	120	105	18

PROPOSAL NUMBER FIVE
AN AMENDMENT
INCREASING THE JURISDICTION OF THE NEW YORK CITY CIVIL COURT
DETAIL

LEGISLATIVE DISTRICT OR TOWN	TOTAL VOTES	YES	NO	BLANK AND VOID
Webster				
12	322	158	140	24
13	235	135	77	23
14	226	133	73	20
15	144	82	45	17
16	250	126	102	22
17	230	112	99	19
18	166	90	60	16
19	375	212	137	26
20	416	221	157	38
21	280	143	123	14
22	267	120	135	12
23	208	113	72	23
24	587	318	221	48
25	100	51	36	13
26	206	104	83	19
27	485	260	192	33
28	250	124	104	22
29	142	81	46	15
30	111	69	33	9
31	254	132	109	13
32	333	161	131	41
33	270	135	107	28
34	120	62	51	7
35	162	88	62	12
36	177	101	62	14
37	418	247	145	26
38	225	131	81	13
39	253	160	74	19
40	461	264	172	25
41	384	208	153	23
42	297	182	95	20
43	197	100	82	15
Webster	<u>11,243</u>	<u>6,122</u>	<u>4,248</u>	<u>873</u>
Wheatland				
1	193	107	69	17
2	236	102	113	21
3	192	111	67	14
4	152	73	71	8
5	270	121	136	13
Wheatland	<u>1,043</u>	<u>514</u>	<u>456</u>	<u>73</u>
TOWNS	125,972	70,049	45,322	10,601
GRAND TOTAL:	<u><u>145,721</u></u>	<u><u>83,200</u></u>	<u><u>49,078</u></u>	<u><u>13,443</u></u>

VOTER TURNOUT
2021 GENERAL ELECTION
SUMMARY

LEGISLATIVE DISTRICT OR TOWN	VOTERS ELIGIBLE	VOTED	PERCENT TURNOUT
Leg. Dist. 07	1,246	404	32.4
Leg. Dist. 16	12	6	50.0
Leg. Dist. 21	13,291	2,612	19.7
Leg. Dist. 22	11,411	1,139	10.0
Leg. Dist. 23	13,389	4,059	30.3
Leg. Dist. 24	8,298	2,681	32.3
Leg. Dist. 25	12,395	1,960	15.8
Leg. Dist. 26	9,121	1,903	20.9
Leg. Dist. 27	14,763	2,454	16.6
Leg. Dist. 28	11,136	1,083	9.7
Leg. Dist. 29	12,511	1,461	11.7
CITY	107,573	19,762	18.4
Brighton	23,944	9,076	37.9
Chili	20,379	6,484	31.8
Clarkson	4,641	1,623	35.0
East Rochester	3,886	1,202	30.9
Gates	19,931	5,038	25.3
Greece	66,099	18,565	28.1
Hamlin	5,782	2,007	34.7
Henrietta	26,305	7,846	29.8
Irondequoit	36,237	12,954	35.7
Mendon	7,209	3,286	45.6
Ogden	14,297	4,597	32.2
Parma	11,267	3,214	28.5
Penfield	28,607	9,439	33.0
Perinton	36,066	13,597	37.7
Pittsford	21,463	9,414	43.9
Riga	4,239	1,503	35.5
Rush	2,817	1,521	54.0
Sweden	7,299	2,357	32.3
Webster	33,126	11,250	34.0
Wheatland	3,446	1,042	30.2
TOWNS	377,040	126,015	33.4
GRAND TOTAL:	484,613	145,777	30.1

VOTER TURNOUT
2021 GENERAL ELECTION
DETAIL

<u>LEGISLATIVE DISTRICT OR TOWN</u>	<u>ELECTION DISTRICT</u>	<u>VOTERS ELIGIBLE</u>	<u>VOTED</u>	<u>PERCENT TURNOUT</u>
Leg. Dist. 07	1	716	280	39.1
	2	530	124	23.4
Leg. Dist. 07		1,246	404	32.4
Leg. Dist. 16	1	12	6	50.0
Leg. Dist. 16		12	6	50.0
Leg. Dist. 21	1	449	148	33.0
	2	433	105	24.2
	3	376	54	14.4
	4	323	47	14.6
	5	305	76	24.9
	6	502	139	27.7
	7	771	206	26.7
	8	241	58	24.1
	9	609	180	29.6
	10	575	227	39.5
	11	605	67	11.1
	12	1,031	279	27.1
	13	312	84	26.9
	14	240	38	15.8
	15	748	122	16.3
	16	262	38	14.5
	17	646	84	13.0
	18	608	51	8.4
	19	360	25	6.9
	20	265	61	23.0
	21	504	64	12.7
	22	751	69	9.2
	23	611	72	11.8
	24	617	180	29.2
	25	572	56	9.8
	26	175	43	24.6
	27	400	39	9.8
Leg. Dist. 21		13,291	2,612	19.7
Leg. Dist. 22	1	812	83	10.2
	2	296	12	4.1
	3	477	72	15.1
	4	367	41	11.2
	5	483	17	3.5
	6	398	45	11.3

VOTER TURNOUT
2021 GENERAL ELECTION
DETAIL

<u>LEGISLATIVE DISTRICT OR TOWN</u>	<u>ELECTION DISTRICT</u>	<u>VOTERS ELIGIBLE</u>	<u>VOTED</u>	<u>PERCENT TURNOUT</u>
Leg. Dist. 22	7	318	14	4.4
	8	487	34	7.0
	9	355	24	6.8
	10	417	47	11.3
	11	499	87	17.4
	12	354	35	9.9
	13	220	19	8.6
	14	496	33	6.7
	15	533	41	7.7
	16	233	17	7.3
	17	283	20	7.1
	18	364	30	8.2
	19	384	21	5.5
	20	546	59	10.8
	21	336	28	8.3
	22	588	31	5.3
	23	332	25	7.5
	24	233	18	7.7
	25	778	160	20.6
	26	306	76	24.8
	27	516	50	9.7
Leg. Dist. 22		<u>11,411</u>	<u>1,139</u>	<u>10.0</u>
Leg. Dist. 23	1	246	60	24.4
	2	585	121	20.7
	3	432	80	18.5
	4	650	222	34.2
	5	349	56	16.0
	6	310	71	22.9
	7	544	141	25.9
	8	514	136	26.5
	9	329	123	37.4
	10	417	109	26.1
	11	427	163	38.2
	12	514	228	44.4
	13	485	155	32.0
	14	519	113	21.8
	15	379	100	26.4
	16	247	79	32.0
	17	659	154	23.4
	18	855	289	33.8
	19	499	138	27.7

VOTER TURNOUT
2021 GENERAL ELECTION
DETAIL

<u>LEGISLATIVE DISTRICT OR TOWN</u>	<u>ELECTION DISTRICT</u>	<u>VOTERS ELIGIBLE</u>	<u>VOTED</u>	<u>PERCENT TURNOUT</u>
Leg. Dist. 23	20	483	185	38.3
	21	388	185	47.7
	22	359	146	40.7
	23	341	89	26.1
	24	480	120	25.0
	25	582	255	43.8
	26	701	292	41.7
	27	357	127	35.6
	28	628	104	16.6
	29	110	18	16.4
Leg. Dist. 23		<u>13,389</u>	<u>4,059</u>	<u>30.3</u>
Leg. Dist. 24	1	520	268	51.5
	2	248	126	50.8
	3	264	140	53.0
	4	654	207	31.7
	5	448	173	38.6
	6	341	119	34.9
	7	263	64	24.3
	8	392	118	30.1
	9	319	101	31.7
	10	647	233	36.0
	11	368	42	11.4
	12	153	13	8.5
	13	543	173	31.9
	14	583	199	34.1
	15	657	170	25.9
	16	525	156	29.7
	17	92	20	21.7
	18	594	137	23.1
	19	140	17	12.1
	20	110	26	23.6
	21	110	31	28.2
	22	145	52	35.9
	23	122	81	66.4
	24	60	15	25.0
Leg. Dist. 24		<u>8,298</u>	<u>2,681</u>	<u>32.3</u>
Leg. Dist. 25	1	613	169	27.6
	2	508	57	11.2
	3	616	88	14.3
	4	198	24	12.1

VOTER TURNOUT
2021 GENERAL ELECTION
DETAIL

<u>LEGISLATIVE DISTRICT OR TOWN</u>	<u>ELECTION DISTRICT</u>	<u>VOTERS ELIGIBLE</u>	<u>VOTED</u>	<u>PERCENT TURNOUT</u>
Leg. Dist. 25	5	509	53	10.4
	6	488	97	19.9
	7	756	73	9.7
	8	615	77	12.5
	9	271	25	9.2
	10	531	106	20.0
	11	321	31	9.7
	12	456	145	31.8
	13	527	48	9.1
	14	237	61	25.7
	15	420	57	13.6
	16	611	41	6.7
	17	434	46	10.6
	18	722	92	12.7
	19	387	77	19.9
	20	287	58	20.2
	21	515	52	10.1
	22	370	98	26.5
	23	293	9	3.1
	24	66	20	30.3
	25	941	190	20.2
	26	82	19	23.2
	27	166	33	19.9
	28	38	9	23.7
	29	148	36	24.3
	30	269	69	25.7
Leg. Dist. 25		12,395	1,960	15.8
Leg. Dist. 26	1	800	239	29.9
	2	462	90	19.5
	3	426	49	11.5
	4	434	121	27.9
	5	491	83	16.9
	6	431	76	17.6
	7	536	83	15.5
	8	621	74	11.9
	9	614	106	17.3
	10	611	87	14.2
	11	509	108	21.2
	12	540	134	24.8
	13	484	158	32.6
	14	599	162	27.0

VOTER TURNOUT
2021 GENERAL ELECTION
DETAIL

<u>LEGISLATIVE DISTRICT OR TOWN</u>	<u>ELECTION DISTRICT</u>	<u>VOTERS ELIGIBLE</u>	<u>VOTED</u>	<u>PERCENT TURNOUT</u>
Leg. Dist. 26	15	561	81	14.4
	16	550	119	21.6
	17	452	133	29.4
Leg. Dist. 26		<u>9,121</u>	<u>1,903</u>	<u>20.9</u>
Leg. Dist. 27	1	646	128	19.8
	2	629	140	22.3
	3	504	130	25.8
	4	645	149	23.1
	5	637	132	20.7
	6	670	89	13.3
	7	572	126	22.0
	8	1,029	128	12.4
	9	597	160	26.8
	10	563	121	21.5
	11	733	120	16.4
	12	524	86	16.4
	13	668	87	13.0
	14	453	59	13.0
	15	576	101	17.5
	16	594	104	17.5
	17	747	98	13.1
	18	857	82	9.6
	19	636	108	17.0
	20	465	47	10.1
	21	313	54	17.3
	22	580	58	10.0
	23	407	77	18.9
	25	332	35	10.5
	26	386	35	9.1
Leg. Dist. 27		<u>14,763</u>	<u>2,454</u>	<u>16.6</u>
Leg. Dist. 28	1	592	59	10.0
	2	438	34	7.8
	3	473	20	4.2
	4	399	49	12.3
	5	327	40	12.2
	6	617	119	19.3
	7	967	114	11.8
	8	511	51	10.0
	9	633	60	9.5
	10	241	20	8.3

VOTER TURNOUT
2021 GENERAL ELECTION
DETAIL

<u>LEGISLATIVE DISTRICT OR TOWN</u>	<u>ELECTION DISTRICT</u>	<u>VOTERS ELIGIBLE</u>	<u>VOTED</u>	<u>PERCENT TURNOUT</u>
Leg. Dist. 28	11	506	37	7.3
	12	455	30	6.6
	13	707	60	8.5
	14	721	61	8.5
	15	364	21	5.8
	16	524	56	10.7
	17	113	4	3.5
	18	635	46	7.2
	19	2	0	0.0
	20	823	88	10.7
	21	705	86	12.2
	22	383	28	7.3
Leg. Dist. 28		11,136	1,083	9.7
Leg. Dist. 29	1	97	6	6.2
	2	270	12	4.4
	3	23	4	17.4
	4	616	107	17.4
	5	689	63	9.1
	6	415	50	12.0
	7	317	62	19.6
	8	154	15	9.7
	9	1,020	105	10.3
	10	876	59	6.7
	11	521	77	14.8
	12	793	48	6.1
	13	514	36	7.0
	14	228	29	12.7
	15	668	45	6.7
	16	258	17	6.6
	17	335	62	18.5
	18	393	130	33.1
	19	390	34	8.7
	20	828	74	8.9
	21	636	103	16.2
	22	196	42	21.4
	23	402	83	20.6
	24	835	88	10.5
	25	631	89	14.1
	26	390	19	4.9
	28	16	2	12.5

VOTER TURNOUT
2021 GENERAL ELECTION
DETAIL

<u>LEGISLATIVE DISTRICT OR TOWN</u>	<u>ELECTION DISTRICT</u>	<u>VOTERS ELIGIBLE</u>	<u>VOTED</u>	<u>PERCENT TURNOUT</u>
Leg. Dist. 29		12,511	1,461	11.7
CITY		107,573	19,762	18.4
Brighton				
	1	634	264	41.6
	2	427	142	33.3
	3	480	174	36.3
	4	574	255	44.4
	5	538	278	51.7
	6	735	290	39.5
	7	480	137	28.5
	8	575	245	42.6
	9	491	247	50.3
	10	602	280	46.5
	11	610	255	41.8
	12	663	324	48.9
	13	391	186	47.6
	14	440	128	29.1
	15	444	158	35.6
	16	361	171	47.4
	17	320	117	36.6
	18	483	204	42.2
	19	328	165	50.3
	20	501	125	25.0
	21	465	196	42.2
	22	580	228	39.3
	23	448	210	46.9
	24	568	220	38.7
	25	409	204	49.9
	26	418	141	33.7
	27	418	211	50.5
	28	742	275	37.1
	29	373	118	31.6
	30	932	274	29.4
	31	449	214	47.7
	32	600	269	44.8
	33	620	247	39.8
	34	524	213	40.6
	35	508	180	35.4
	36	619	83	13.4
	37	441	142	32.2
	38	638	231	36.2
	39	440	187	42.5

VOTER TURNOUT
2021 GENERAL ELECTION
DETAIL

<u>LEGISLATIVE DISTRICT OR TOWN</u>	<u>ELECTION DISTRICT</u>	<u>VOTERS ELIGIBLE</u>	<u>VOTED</u>	<u>PERCENT TURNOUT</u>
Brighton	40	941	365	38.8
	41	883	191	21.6
	42	166	88	53.0
	43	608	161	26.5
	44	350	54	15.4
	45	442	111	25.1
	46	285	118	41.4
Brighton		<u>23,944</u>	<u>9,076</u>	<u>37.9</u>
Chili	1	443	166	37.5
	2	694	285	41.1
	3	659	198	30.0
	4	447	130	29.1
	5	548	172	31.4
	6	571	205	35.9
	7	389	110	28.3
	8	583	200	34.3
	9	560	209	37.3
	10	375	114	30.4
	11	647	193	29.8
	12	583	203	34.8
	13	772	303	39.2
	14	573	213	37.2
	15	463	160	34.6
	16	1,091	367	33.6
	17	1,319	486	36.8
	18	656	173	26.4
	19	523	194	37.1
	20	794	260	32.7
	21	390	140	35.9
	22	896	170	19.0
	23	497	164	33.0
	24	1,399	356	25.4
	25	528	118	22.3
	26	733	259	35.3
	27	532	176	33.1
	28	495	143	28.9
	29	369	156	42.3
	30	436	71	16.3
	31	535	201	37.6
	32	879	189	21.5

VOTER TURNOUT
2021 GENERAL ELECTION
DETAIL

<u>LEGISLATIVE DISTRICT OR TOWN</u>	<u>ELECTION DISTRICT</u>	<u>VOTERS ELIGIBLE</u>	<u>VOTED</u>	<u>PERCENT TURNOUT</u>
Chili		20,379	6,484	31.8
Clarkson				
	1	890	343	38.5
	2	123	43	35.0
	3	677	236	34.9
	4	950	368	38.7
	5	1,403	427	30.4
	6	598	206	34.4
Clarkson		<u>4,641</u>	<u>1,623</u>	<u>35.0</u>
East Rochester				
	1	717	167	23.3
	2	514	176	34.2
	3	501	176	35.1
	4	551	147	26.7
	5	486	144	29.6
	6	559	245	43.8
	7	558	147	26.3
East Rochester		<u>3,886</u>	<u>1,202</u>	<u>30.9</u>
Gates				
	1	443	98	22.1
	2	524	123	23.5
	3	599	123	20.5
	4	528	136	25.8
	5	523	235	44.9
	6	610	153	25.1
	7	1,263	348	27.6
	8	404	132	32.7
	9	661	140	21.2
	10	315	91	28.9
	11	410	98	23.9
	12	401	86	21.4
	13	727	136	18.7
	14	462	88	19.0
	15	947	230	24.3
	16	482	130	27.0
	17	627	128	20.4
	18	668	174	26.0
	19	481	143	29.7
	20	524	142	27.1
	21	494	135	27.3
	22	407	132	32.4
	23	526	143	27.2
	24	1,300	285	21.9

VOTER TURNOUT
2021 GENERAL ELECTION
DETAIL

<u>LEGISLATIVE DISTRICT OR TOWN</u>	<u>ELECTION DISTRICT</u>	<u>VOTERS ELIGIBLE</u>	<u>VOTED</u>	<u>PERCENT TURNOUT</u>
Gates	25	472	115	24.4
	26	652	184	28.2
	27	759	192	25.3
	28	438	127	29.0
	29	557	125	22.4
	30	359	110	30.6
	31	450	119	26.4
	32	553	164	29.7
	33	373	57	15.3
	34	587	120	20.4
	35	405	96	23.7
Gates		19,931	5,038	25.3
Greece	1	481	164	34.1
	2	613	231	37.7
	3	468	123	26.3
	4	480	116	24.2
	5	452	92	20.4
	6	468	86	18.4
	7	693	136	19.6
	8	600	106	17.7
	9	575	117	20.3
	10	554	114	20.6
	11	353	47	13.3
	12	420	89	21.2
	13	478	124	25.9
	14	430	94	21.9
	15	460	174	37.8
	16	364	119	32.7
	17	685	222	32.4
	18	590	197	33.4
	19	482	110	22.8
	20	605	112	18.5
	21	484	153	31.6
	22	443	101	22.8
	23	749	204	27.2
	24	657	237	36.1
	25	594	137	23.1
	26	462	114	24.7
	27	1,123	239	21.3
	28	668	228	34.1
	29	524	150	28.6

VOTER TURNOUT
2021 GENERAL ELECTION
DETAIL

<u>LEGISLATIVE DISTRICT OR TOWN</u>	<u>ELECTION DISTRICT</u>	<u>VOTERS ELIGIBLE</u>	<u>VOTED</u>	<u>PERCENT TURNOUT</u>
Greece				
	30	390	100	25.6
	31	449	144	32.1
	32	637	114	17.9
	33	650	193	29.7
	34	553	202	36.5
	35	550	143	26.0
	36	765	212	27.7
	37	379	146	38.5
	38	823	246	29.9
	39	379	97	25.6
	40	517	98	19.0
	41	619	181	29.2
	42	563	126	22.4
	43	637	192	30.1
	44	737	245	33.2
	45	901	299	33.2
	46	475	93	19.6
	47	508	170	33.5
	48	415	98	23.6
	49	372	119	32.0
	50	511	163	31.9
	51	352	87	24.7
	52	685	222	32.4
	53	675	113	16.7
	54	617	215	34.8
	55	440	120	27.3
	56	650	218	33.5
	57	540	145	26.9
	58	658	217	33.0
	59	701	70	10.0
	60	511	135	26.4
	61	650	133	20.5
	62	778	189	24.3
	63	656	156	23.8
	64	501	121	24.2
	65	483	160	33.1
	66	388	79	20.4
	67	498	137	27.5
	68	648	192	29.6
	69	347	111	32.0
	70	1,613	584	36.2

VOTER TURNOUT
2021 GENERAL ELECTION
DETAIL

<u>LEGISLATIVE DISTRICT OR TOWN</u>	<u>ELECTION DISTRICT</u>	<u>VOTERS ELIGIBLE</u>	<u>VOTED</u>	<u>PERCENT TURNOUT</u>
Greece	71	606	206	34.0
	72	795	260	32.7
	73	419	69	16.5
	74	616	108	17.5
	75	455	112	24.6
	76	430	184	42.8
	77	626	171	27.3
	78	431	112	26.0
	79	1,166	360	30.9
	80	706	258	36.5
	81	365	115	31.5
	82	709	116	16.4
	83	449	75	16.7
	84	693	184	26.6
	85	723	215	29.7
	86	638	214	33.5
	87	487	136	27.9
	88	653	228	34.9
	89	456	140	30.7
	90	717	226	31.5
	91	1,008	361	35.8
	92	1,052	234	22.2
	93	839	206	24.6
	94	672	212	31.5
	95	471	90	19.1
	96	729	193	26.5
	97	979	326	33.3
	98	1,084	258	23.8
	99	593	221	37.3
	100	819	268	32.7
	101	384	123	32.0
	102	958	271	28.3
	103	638	221	34.6
	104	448	142	31.7
	105	704	279	39.6
	106	542	178	32.8
	107	494	145	29.4
	108	505	184	36.4
	109	864	243	28.1
Greece		66,099	18,565	28.1
Hamlin	1	627	156	24.9

VOTER TURNOUT
2021 GENERAL ELECTION
DETAIL

<u>LEGISLATIVE DISTRICT OR TOWN</u>	<u>ELECTION DISTRICT</u>	<u>VOTERS ELIGIBLE</u>	<u>VOTED</u>	<u>PERCENT TURNOUT</u>
Hamlin	2	638	250	39.2
	3	644	213	33.1
	4	473	157	33.2
	5	607	201	33.1
	6	515	195	37.9
	7	713	333	46.7
	8	471	131	27.8
	9	421	118	28.0
	10	673	253	37.6
	Hamlin		<u>5,782</u>	<u>2,007</u>
Henrietta	1	694	250	36.0
	2	721	213	29.5
	3	362	76	21.0
	4	686	181	26.4
	5	610	196	32.1
	6	580	186	32.1
	7	466	182	39.1
	8	559	187	33.5
	9	538	130	24.2
	10	586	180	30.7
	11	608	130	21.4
	12	541	189	34.9
	13	1,206	281	23.3
	14	580	142	24.5
	15	1,029	241	23.4
	16	431	108	25.1
	17	607	261	43.0
	18	718	221	30.8
	19	572	159	27.8
	20	977	305	31.2
	21	422	153	36.3
	22	788	317	40.2
	23	742	161	21.7
	24	801	212	26.5
	25	506	185	36.6
	26	1,219	446	36.6
	27	906	322	35.5
	28	688	285	41.4
	29	2,319	537	23.2
	30	1,659	456	27.5
	31	531	119	22.4

VOTER TURNOUT
2021 GENERAL ELECTION
DETAIL

<u>LEGISLATIVE DISTRICT OR TOWN</u>	<u>ELECTION DISTRICT</u>	<u>VOTERS ELIGIBLE</u>	<u>VOTED</u>	<u>PERCENT TURNOUT</u>
Henrietta	32	824	363	44.1
	33	483	138	28.6
	34	492	93	18.9
	35	854	241	28.2
Henrietta		<u>26,305</u>	<u>7,846</u>	<u>29.8</u>
Irondequoit	1	883	231	26.2
	2	394	140	35.5
	3	701	228	32.5
	4	279	106	38.0
	5	575	163	28.3
	6	751	345	45.9
	7	666	364	54.7
	8	539	243	45.1
	9	611	212	34.7
	10	477	273	57.2
	11	306	118	38.6
	12	491	147	29.9
	13	677	276	40.8
	14	746	288	38.6
	15	621	291	46.9
	16	856	392	45.8
	17	387	132	34.1
	18	530	215	40.6
	19	732	215	29.4
	20	442	207	46.8
	21	580	206	35.5
	22	547	250	45.7
	23	483	190	39.3
	24	514	190	37.0
	25	581	193	33.2
	26	526	106	20.2
	27	323	149	46.1
	28	533	199	37.3
	29	468	144	30.8
	30	490	215	43.9
	31	667	257	38.5
	32	580	180	31.0
	33	414	164	39.6
	34	799	325	40.7
	35	390	123	31.5
	36	521	78	15.0

VOTER TURNOUT
2021 GENERAL ELECTION
DETAIL

<u>LEGISLATIVE DISTRICT OR TOWN</u>	<u>ELECTION DISTRICT</u>	<u>VOTERS ELIGIBLE</u>	<u>VOTED</u>	<u>PERCENT TURNOUT</u>
Irondequoit	37	509	129	25.3
	38	422	68	16.1
	39	162	53	32.7
	40	302	155	51.3
	41	547	172	31.4
	42	556	253	45.5
	43	444	142	32.0
	44	892	427	47.9
	45	409	136	33.3
	46	569	191	33.6
	47	195	87	44.6
	48	490	183	37.3
	49	677	305	45.1
	50	591	76	12.9
	51	590	307	52.0
	52	665	172	25.9
	53	568	159	28.0
	54	197	37	18.8
	55	619	194	31.3
	56	456	144	31.6
	57	751	272	36.2
	58	702	205	29.2
	59	508	162	31.9
	60	522	194	37.2
	61	641	249	38.8
	62	532	273	51.3
	63	431	169	39.2
	64	327	32	9.8
	65	448	121	27.0
	66	433	54	12.5
	67	421	123	29.2
	68	581	155	26.7
Irondequoit		36,237	12,954	35.7
Mendon	1	952	429	45.1
	2	922	397	43.1
	3	891	439	49.3
	4	677	307	45.3
	5	810	413	51.0
	6	870	409	47.0
	7	948	403	42.5
	8	418	160	38.3

VOTER TURNOUT
2021 GENERAL ELECTION
DETAIL

<u>LEGISLATIVE DISTRICT OR TOWN</u>	<u>ELECTION DISTRICT</u>	<u>VOTERS ELIGIBLE</u>	<u>VOTED</u>	<u>PERCENT TURNOUT</u>
Mendon	9	721	329	45.6
Mendon		7,209	3,286	45.6
Ogden	1	590	217	36.8
	2	598	234	39.1
	3	971	320	33.0
	4	578	201	34.8
	5	612	196	32.0
	6	946	225	23.8
	7	406	164	40.4
	8	844	219	25.9
	9	614	209	34.0
	10	634	211	33.3
	11	701	232	33.1
	12	991	260	26.2
	13	713	229	32.1
	14	618	188	30.4
	15	887	316	35.6
	16	411	157	38.2
	17	615	201	32.7
	18	1,023	259	25.3
	19	781	261	33.4
	20	764	298	39.0
Ogden		14,297	4,597	32.2
Parma	1	779	224	28.8
	2	829	250	30.2
	3	623	167	26.8
	4	724	210	29.0
	5	459	144	31.4
	6	349	117	33.5
	7	637	195	30.6
	8	802	276	34.4
	9	767	238	31.0
	10	679	203	29.9
	11	720	231	32.1
	12	907	220	24.3
	13	1,388	374	26.9
	14	741	130	17.5
	15	863	235	27.2
Parma		11,267	3,214	28.5

VOTER TURNOUT
2021 GENERAL ELECTION
DETAIL

LEGISLATIVE DISTRICT OR TOWN	ELECTION DISTRICT	VOTERS ELIGIBLE	VOTED	PERCENT TURNOUT
Penfield	1	365	79	21.6
	2	648	181	27.9
	3	560	223	39.8
	4	941	335	35.6
	5	660	252	38.2
	6	543	163	30.0
	7	552	221	40.0
	8	517	98	19.0
	9	652	281	43.1
	10	470	146	31.1
	11	392	122	31.1
	12	616	217	35.2
	13	1,079	204	18.9
	14	809	310	38.3
	15	950	310	32.6
	16	270	105	38.9
	17	604	216	35.8
	18	456	188	41.2
	19	855	347	40.6
	20	710	247	34.8
	21	701	247	35.2
	22	742	207	27.9
	23	909	320	35.2
	24	851	310	36.4
	25	542	168	31.0
	26	419	126	30.1
	27	617	235	38.1
	28	623	170	27.3
	29	1,003	250	24.9
	30	1,261	435	34.5
	31	411	132	32.1
	32	432	138	31.9
	33	569	210	36.9
	34	643	175	27.2
	35	956	337	35.3
	36	646	232	35.9
	37	1,247	443	35.5
	38	442	156	35.3
	39	490	152	31.0
	40	897	230	25.6
	41	841	316	37.6

VOTER TURNOUT
2021 GENERAL ELECTION
DETAIL

<u>LEGISLATIVE DISTRICT OR TOWN</u>	<u>ELECTION DISTRICT</u>	<u>VOTERS ELIGIBLE</u>	<u>VOTED</u>	<u>PERCENT TURNOUT</u>
Penfield	42	716	205	28.6
Penfield		28,607	9,439	33.0
Perinton	1	1,039	391	37.6
	2	745	292	39.2
	3	512	220	43.0
	4	559	198	35.4
	5	353	103	29.2
	6	524	227	43.3
	7	677	290	42.8
	8	552	228	41.3
	9	836	296	35.4
	10	668	309	46.3
	11	443	151	34.1
	12	536	237	44.2
	13	478	205	42.9
	14	559	254	45.4
	15	740	208	28.1
	16	456	197	43.2
	17	614	215	35.0
	18	572	227	39.7
	19	547	194	35.5
	20	566	217	38.3
	21	728	272	37.4
	22	399	180	45.1
	23	913	361	39.5
	24	947	354	37.4
	25	450	194	43.1
	26	619	258	41.7
	27	498	204	41.0
	28	471	190	40.3
	29	367	159	43.3
	30	636	237	37.3
	31	694	279	40.2
	32	591	173	29.3
	33	609	259	42.5
	34	903	299	33.1
	35	521	223	42.8
	36	522	140	26.8
	37	659	274	41.6
	38	914	332	36.3
	39	821	282	34.3

VOTER TURNOUT
2021 GENERAL ELECTION
DETAIL

<u>LEGISLATIVE DISTRICT OR TOWN</u>	<u>ELECTION DISTRICT</u>	<u>VOTERS ELIGIBLE</u>	<u>VOTED</u>	<u>PERCENT TURNOUT</u>
Perinton	40	468	193	41.2
	41	399	172	43.1
	42	678	188	27.7
	43	1,132	452	39.9
	44	503	205	40.8
	45	1,183	449	38.0
	46	353	106	30.0
	47	749	262	35.0
	48	536	211	39.4
	49	502	196	39.0
	50	395	30	7.6
	51	732	311	42.5
	52	815	246	30.2
	53	489	203	41.5
	54	1,085	395	36.4
	55	623	252	40.4
	56	1,186	397	33.5
Perinton		<u>36,066</u>	<u>13,597</u>	<u>37.7</u>
Pittsford	1	492	241	49.0
	2	536	281	52.4
	3	811	417	51.4
	4	769	373	48.5
	5	458	230	50.2
	6	412	142	34.5
	7	294	143	48.6
	8	589	260	44.1
	9	609	294	48.3
	10	910	339	37.3
	11	507	234	46.2
	12	640	279	43.6
	13	406	222	54.7
	14	742	339	45.7
	15	577	140	24.3
	16	506	228	45.1
	17	732	342	46.7
	18	612	197	32.2
	19	362	179	49.4
	20	623	298	47.8
	21	643	262	40.7
	22	695	308	44.3
	23	519	217	41.8

VOTER TURNOUT
2021 GENERAL ELECTION
DETAIL

<u>LEGISLATIVE DISTRICT OR TOWN</u>	<u>ELECTION DISTRICT</u>	<u>VOTERS ELIGIBLE</u>	<u>VOTED</u>	<u>PERCENT TURNOUT</u>
Pittsford				
	24	669	304	45.4
	25	705	328	46.5
	26	584	250	42.8
	27	553	260	47.0
	28	590	263	44.6
	29	568	283	49.8
	30	573	235	41.0
	31	756	320	42.3
	32	662	345	52.1
	33	1,191	470	39.5
	34	1,168	391	33.5
		21,463	9,414	43.9
Pittsford				
Riga				
	1	981	309	31.5
	2	723	272	37.6
	3	598	219	36.6
	4	676	233	34.5
	5	643	241	37.5
	6	618	229	37.1
		4,239	1,503	35.5
Riga				
Rush				
	1	809	441	54.5
	2	544	276	50.7
	3	706	405	57.4
	4	758	399	52.6
		2,817	1,521	54.0
Rush				
Sweden				
	1	663	230	34.7
	2	560	86	15.4
	3	789	223	28.3
	4	827	283	34.2
	5	160	56	35.0
	6	623	205	32.9
	7	615	225	36.6
	8	548	212	38.7
	9	692	176	25.4
	10	957	357	37.3
	11	281	59	21.0
	12	584	245	42.0
		7,299	2,357	32.3
Sweden				
Webster				
	1	551	219	39.7

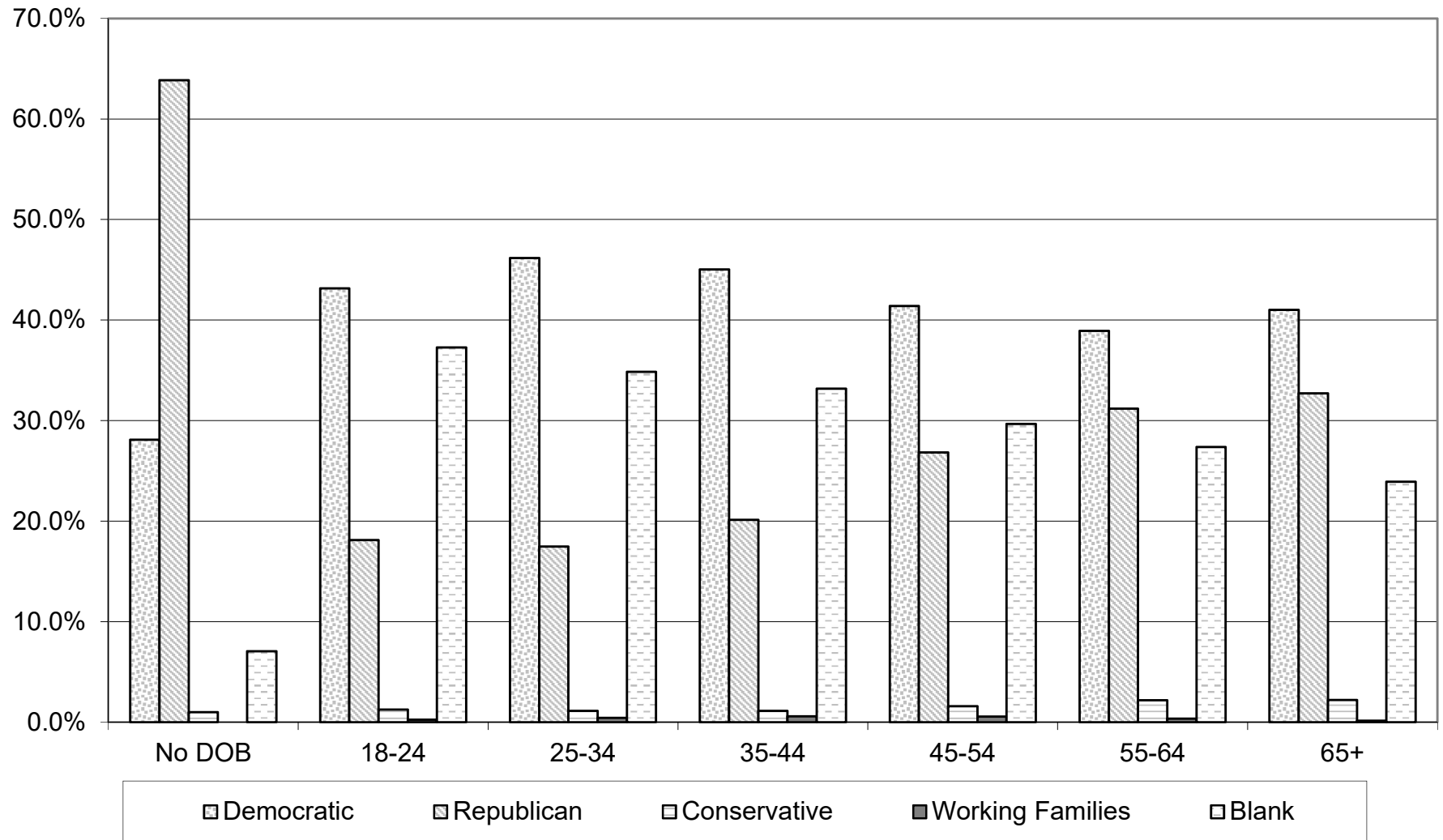
VOTER TURNOUT
2021 GENERAL ELECTION
DETAIL

<u>LEGISLATIVE DISTRICT OR TOWN</u>	<u>ELECTION DISTRICT</u>	<u>VOTERS ELIGIBLE</u>	<u>VOTED</u>	<u>PERCENT TURNOUT</u>
Webster				
	2	1,199	244	20.4
	3	731	307	42.0
	4	389	94	24.2
	5	633	251	39.7
	6	626	159	25.4
	7	746	238	31.9
	8	575	209	36.3
	9	600	232	38.7
	10	1,479	501	33.9
	11	747	243	32.5
	12	815	322	39.5
	13	575	236	41.0
	14	571	226	39.6
	15	468	144	30.8
	16	981	252	25.7
	17	591	229	38.7
	18	455	166	36.5
	19	947	375	39.6
	20	1,077	417	38.7
	21	803	281	35.0
	22	693	265	38.2
	23	548	205	37.4
	24	1,773	587	33.1
	25	356	100	28.1
	26	777	206	26.5
	27	1,441	492	34.1
	28	688	245	35.6
	29	461	142	30.8
	30	623	111	17.8
	31	790	255	32.3
	32	833	336	40.3
	33	644	272	42.2
	34	370	120	32.4
	35	433	162	37.4
	36	578	177	30.6
	37	1,138	418	36.7
	38	775	224	28.9
	39	599	257	42.9
	40	1,642	456	27.8
	41	998	383	38.4
	42	780	297	38.1

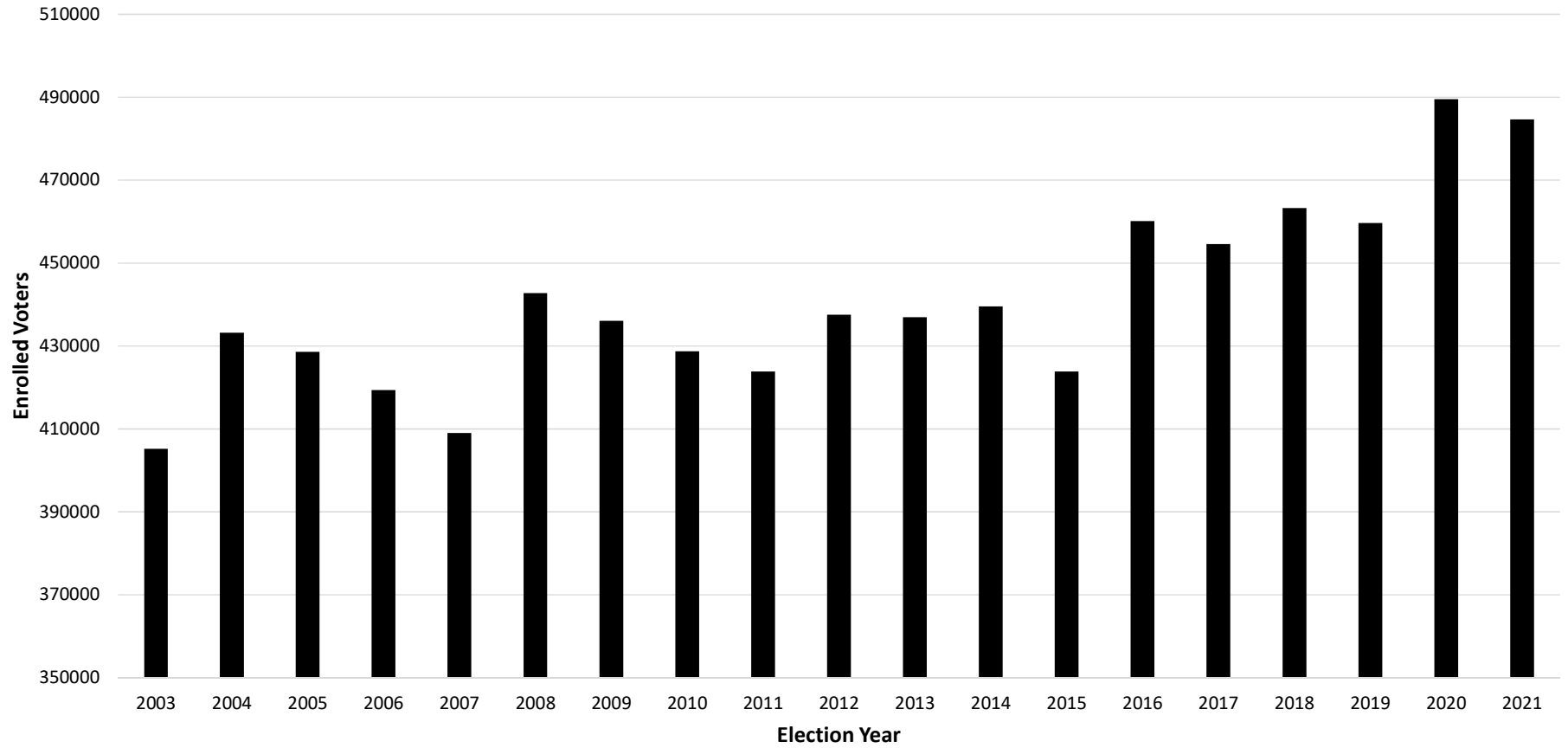
VOTER TURNOUT
2021 GENERAL ELECTION
DETAIL

<u>LEGISLATIVE DISTRICT OR TOWN</u>	<u>ELECTION DISTRICT</u>	<u>VOTERS ELIGIBLE</u>	<u>VOTED</u>	<u>PERCENT TURNOUT</u>
Webster	43	627	195	31.1
Webster		33,126	11,250	34.0
Wheatland	1	613	193	31.5
	2	603	236	39.1
	3	775	192	24.8
	4	756	152	20.1
	5	699	269	38.5
Wheatland		3,446	1,042	30.2
TOWNS		377,040	126,015	33.4
GRAND TOTAL:		484,613	145,777	30.1

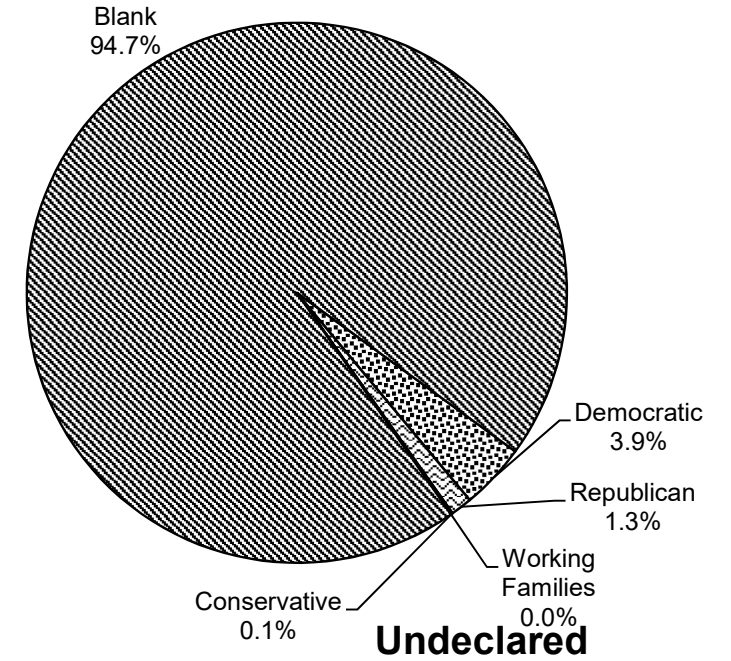
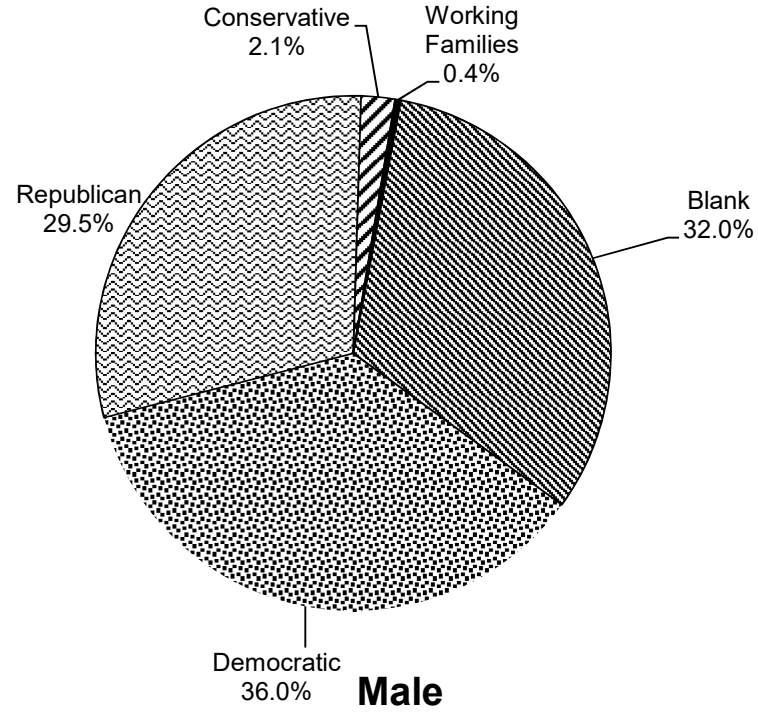
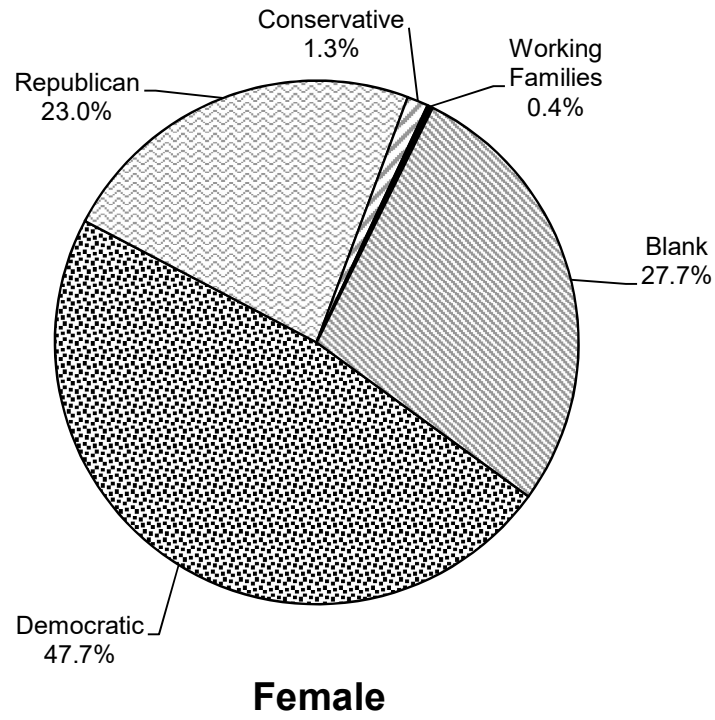
PARTY ENROLLMENTS BY AGE



Voter Registration 2003 to 2021 General Elections

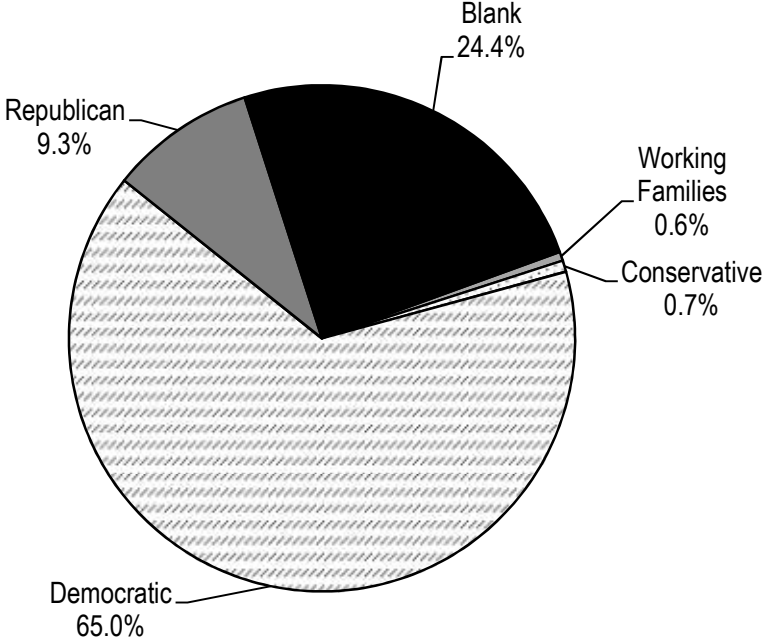


PROFILE OF PARTY ENROLLMENTS BY GENDER

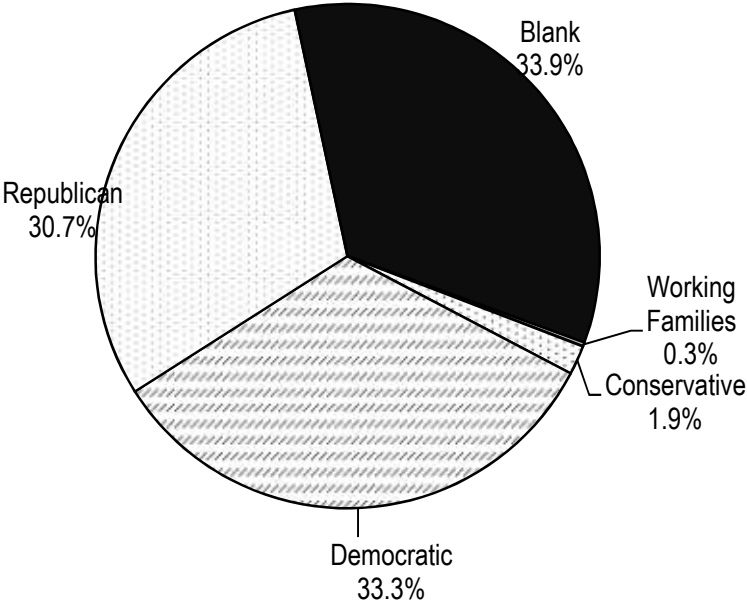


PROFILE OF PARTY ENROLLMENTS

By Location

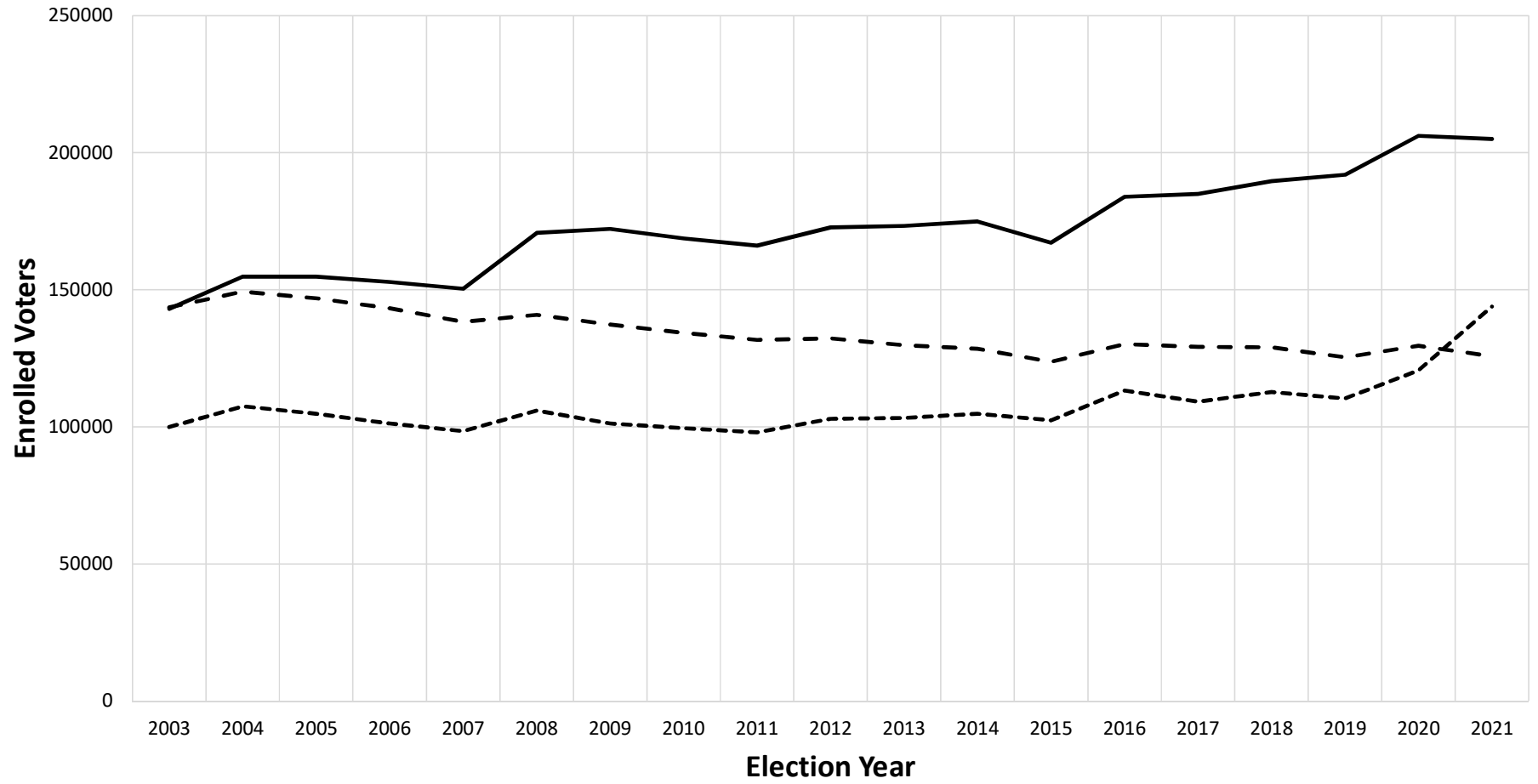


City



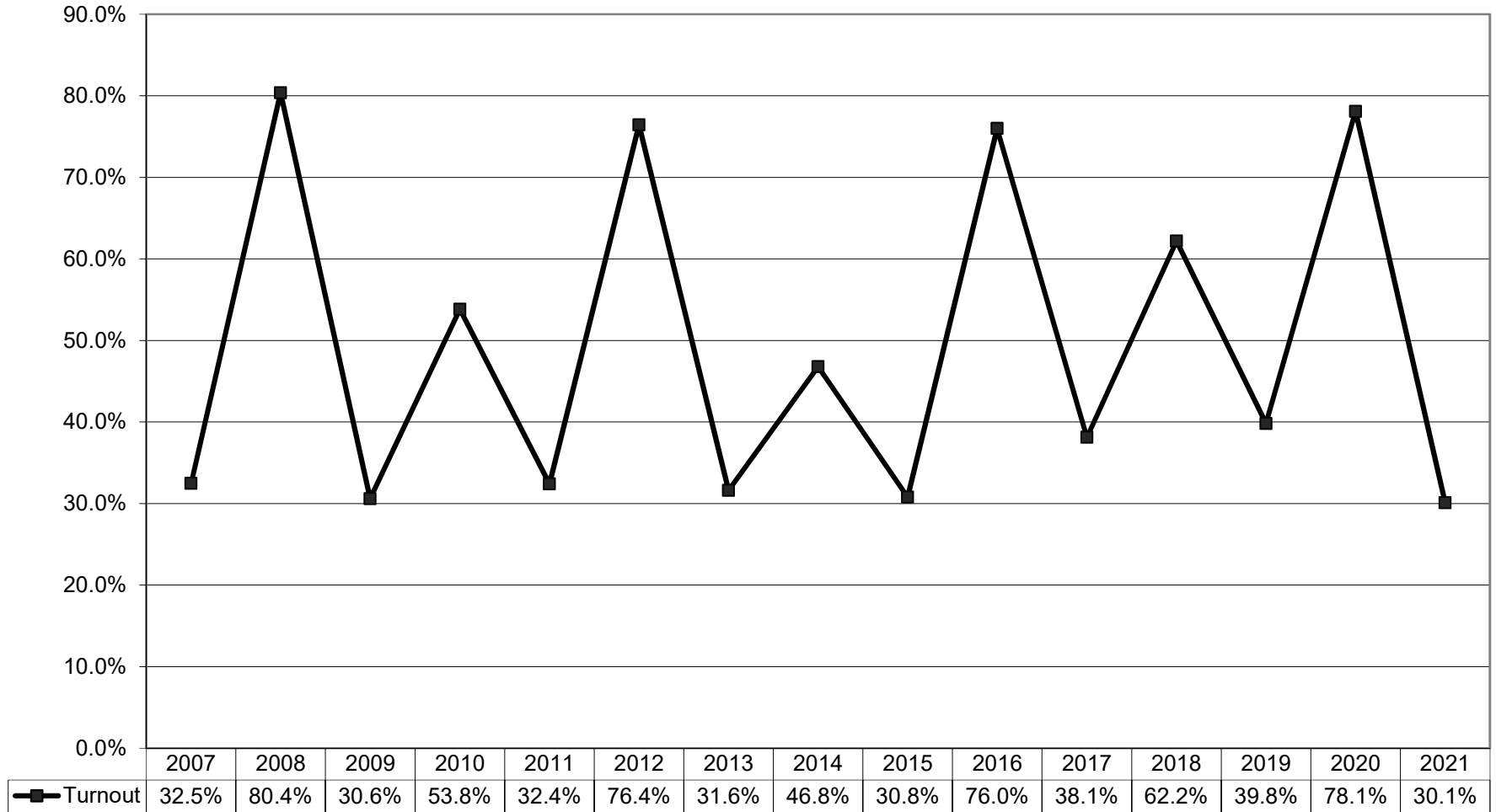
Towns

Party Enrollment Trends



— Democratic - - Republican - . - Unaffiliated

VOTER TURNOUT FOR THE GENERAL ELECTION 2007 Through 2021



VOTER TURNOUT HISTORY

Year	Registered Voters	Number Voting	Turnout
2021	484,988	145,777	30.1%
2020	489,352	383,477	78.4%
2019	460,119	182,909	39.8%
2018	463,304	288,169	62.2%
2017	454,580	173,565	38.2%
2016	460,140	351,114	76.3%
2015	423,859	130,812	30.9%
2014	439,534	205,990	46.9%
2013	436,978	138,384	31.7%
2012	437,858	336,447	76.8%
2011	423,833	137,514	32.4%
2010	428,736	233,802	54.5%
2009	436,090	133,427	30.6%
2008	442,771	359,083	81.1%
2007	409,701	132,973	32.5%
2006	419,368	236,477	56.4%
2005	428,643	169,183	39.5%
2004	433,210	344,860	79.6%
2003	405,192	226,044	55.8%
2002	407,664	236,691	58.1%
2001	411,870	180,140	43.7%
2000	418,041	322,394	77.1%
1999	398,605	156,007	39.1%
1998	398,749	243,338	61.0%
1997	400,304	175,945	44.0%
1996	401,311	313,531	78.1%
1995	370,380	162,805	44.0%
1994	375,974	260,831	69.4%
1993	372,647	171,732	46.1%
1992	386,447	344,009	89.0%
1991	332,460	236,403	71.1%
1990	339,430	226,634	66.8%
1989	347,479	184,047	53.0%
1988	370,663	314,046	84.7%
1987	329,156	215,370	65.4%
1986	339,971	230,498	67.8%
1985	353,149	154,123	43.6%
1984	380,186	320,191	84.2%
1983	348,622	225,376	64.6%
1982	340,165	256,092	75.3%