



MONROE COUNTY BOARD OF ELECTIONS

39 WEST MAIN STREET • ROCHESTER, NEW YORK 14614 • (585) 753-1550
TTD# 753-1544

DOUGLAS E. FRENCH
COMMISSIONER

COLLEEN ANDERSON
COMMISSIONER

NANCY L. LEVEN
DEPUTY COMMISSIONER

LASHANA D. BOOSE
DEPUTY COMMISSIONER

OFFICIAL CANVASS
OF THE
BOARD OF CANVASSERS
OF THE
COUNTY OF MONROE

www.monroecounty.gov/elections

IN RELATION TO THE VOTES GIVEN AT THE **VILLAGE ELECTIONS** HELD ON THE NINETEENTH DAY OF MARCH, AND THE EIGHTEENTH DAY OF JUNE, THE **PRIMARY ELECTION** HELD ON THE TWENTY FIFTH DAY OF JUNE, AND THE **GENERAL ELECTION** HELD IN SAID COUNTY ON THE FIFTH DAY OF NOVEMBER

2019

CONTENTS

Canvass of Village Election Results	4
Canvass of June Primary Election Results.....	5
Canvass of November General Election Results.....	12
Seventh Judicial District Results by County	22
Listing of Party Abbreviations Appearing in Canvass	23
Text of Ballot Proposals Submitted to Voters	23
Party Enrollment Graph	24
 June 25, 2019 Primary Election Results:	
Democratic – County Legislator, 13 th District	25
Democratic – County Legislator, 21 st District.....	26
Democratic – County Legislator, 23 rd District	27
Democratic – County Legislator, 25 th District	28
Democratic – County Legislator, 26 th District	29
Democratic – County Legislator, 27 th District	30
Democratic – City Court Judge	31
Democratic – Member of City Council, East District	37
Democratic – Member of City Council, Northeast District	38
Democratic – Member of City Council, Northwest District	39
Democratic – Member of City Council, South District	40
Democratic – Commissioner of Schools.....	41
Democratic – Webster Town Supervisor	51
Republican – Greece Member of Town Council – Ward 2.....	52
Republican – Hamlin Town Supervisor	53
Republican – Hamlin Town Clerk	54
Working Families – County Court Judge.....	55
Working Families – County Legislator, 2 nd District	68
Working Families – County Legislator, 3 rd District.....	69
Working Families – County Legislator, 4 th District.....	70
Working Families – County Legislator, 5 th District.....	71
Working Families – County Legislator, 7 th District.....	72
Working Families – County Legislator, 11 th District.....	73
Working Families – County Legislator, 13 th District.....	74
Working Families – County Legislator, 15 th District.....	75
Working Families – County Legislator, 16 th District.....	76
Working Families – County Legislator, 17 th District.....	77
Working Families – County Legislator, 18 th District.....	78
Working Families – County Legislator, 26 th District.....	79
Working Families – Henrietta Town Justice.....	80
Independence – County Executive	81
Independence – County Court Judge.....	93
Independence – County Legislator, 5 th District.....	106
Independence – County Legislator, 6 th District.....	107
Independence – County Legislator, 8 th District.....	108
Independence – County Legislator, 9 th District.....	109
Independence – County Legislator, 11 th District.....	110
Independence – County Legislator, 13 th District.....	111

CONTENTS

Independence – County Legislator, 15th District.....	112
Independence – County Legislator, 17th District.....	113
Independence – County Legislator, 18th District.....	114
Independence – County Legislator, 20th District.....	115
Independence – Clarkson Town Supervisor.....	116
Independence – Clarkson Town Clerk.....	117
Independence – Clarkson Member of Town Council.....	118
Independence – Henrietta Town Justice.....	119
Independence – Mendon Town Supervisor.....	120
Independence – Mendon Town Justice.....	121
Independence – Mendon Town Council.....	122
Independence – Penfield Town Justice.....	123
Independence – Penfield Member of Town Council.....	124
Independence – Perinton Town Supervisor.....	125
Independence – Perinton Member of Town Council – 4 Year Term.....	126
Independence – Perinton Member of Town Council – 2 Year Term.....	127
Independence – Rush Town Supervisor.....	128
Independence – Rush Town Clerk.....	129
Independence – Rush Member of Town Council.....	130
Independence – Webster Member of Town Council.....	131
Independence – Fairport Village Trustee.....	132

November 5, 2019 General Election Results:

State Supreme Court Justice - 7 th Judicial District.....	133
County Executive.....	173
County Court Judge.....	192
District Attorney.....	246
County Legislator 1 st District.....	271
County Legislator 2 nd District.....	272
County Legislator 3 rd District.....	273
County Legislator 4 th District.....	274
County Legislator 5 th District.....	275
County Legislator 6 th District.....	276
County Legislator 7 th District.....	277
County Legislator 8 th District.....	278
County Legislator 9 th District.....	279
County Legislator 10 th District.....	280
County Legislator 11 th District.....	281
County Legislator 12 th District.....	282
County Legislator 13 th District.....	283
County Legislator 14 th District.....	284
County Legislator 15 th District.....	285
County Legislator 16 th District.....	286
County Legislator 17 th District.....	287
County Legislator 18 th District.....	288
County Legislator 19 th District.....	289

CONTENTS

County Legislator 20 th District.....	290
County Legislator 21 st District.....	291
County Legislator 22 nd District.....	292
County Legislator 23 rd District.....	293
County Legislator 24 th District.....	294
County Legislator 25 th District.....	295
County Legislator 26 th District.....	296
County Legislator 27 th District.....	298
County Legislator 28 th District.....	299
County Legislator 29 th District.....	300
City Court Judge.....	301
Member of City Council - East District.....	307
Member of City Council - Northeast District.....	310
Member of City Council - Northwest District.....	313
Member of City Council - South District.....	316
Commissioner of Schools.....	319
Brighton Town Offices.....	327
Chili Town Offices.....	333
Clarkson Town Offices.....	337
East Rochester Town/Village Offices.....	341
Gates Town Offices.....	343
Greece Town Offices.....	346
Hamlin Town Offices.....	350
Henrietta Town Offices.....	354
Irondequoit Town Offices.....	359
Mendon Town Offices.....	367
Ogden Town Offices.....	372
Parma Town Offices.....	376
Penfield Town Offices.....	380
Perinton Town Offices.....	385
Pittsford Town Offices.....	393
Riga Town Offices.....	396
Rush Town Offices.....	399
Sweden Town Offices.....	403
Webster Town Offices.....	408
Wheatland Town Offices.....	412
Fairport Village Offices.....	417
City of Rochester Proposition Number One - Police Accountability Board.....	419
Voter Turnout - 2019 General Election.....	426
Party Enrollment by Age.....	445
Voter Registration 2002 - 2019.....	446
Party Enrollment by Gender.....	447
Party Enrollment by Location.....	448
Party Enrollment Trends.....	449
Voter Turnout General Elections 2007 - 2019.....	450
Voter Turnout History.....	451

CANVASS OF VILLAGE ELECTION RESULTS

We, Thomas F. Ferrarese and Douglas E. French, Board of Elections of the County of Monroe, having canvassed the votes cast at the following elections, do hereby certify that the candidates listed below received the votes set opposite their names:

March 19, 2019

CHURCHVILLE VILLAGE MAYOR

Progress, John T. Hartman..... 53 Votes

CHURCHVILLE VILLAGE TRUSTEE - 4 YEAR TERM (VOTE FOR 2)

Your Hometown, Michael H. Brown..... 43 Votes

Main Street, Diane F. Pusateri 51 Votes

HILTON VILLAGE TRUSTEE - 1 YEAR TERM (VOTE FOR 1)

People's, Shannon E. Zabelny 40 Votes

HONEOYE FALLS VILLAGE TRUSTEE - 4 YEAR TERM (VOTE FOR 2)

Independent for Responsible Community Progress, Stanley E. Worboys, Jr..... 170 Votes

Open Government, Dan Harris 196 Votes

West Main St, Pamela S. Scully 152 Votes

PITTSFORD VILLAGE TRUSTEE – 4 YEAR TERM (VOTE FOR 2)

Democratic, Renee Stetzer..... 200 Votes

Democratic, Dan Keating..... 191 Votes

Village Vision, Justin S. Leitgeb 177 Votes

Village Vision, Peggy C. Brizee..... 171 Votes

SPENCERPORT VILLAGE TRUSTEE – 4 YEAR TERM (VOTE FOR 2)

Victory, Carol J. Nellis-Ewell..... 34 Votes

Peoples, David R. Wohlers 31 Votes

June 18, 2019

BROCKPORT VILLAGE TRUSTEE - 1 YEAR TERM (VOTE FOR 1)

Revitalize Brockport, Shawn A. Halquist..... 74 Votes

WEBSTER VILLAGE TRUSTEE - 4 YEAR TERM (VOTE FOR 2)

Republican, Judith A. Lancy..... 84 Votes

Republican, Allan Balcaen 84 Votes

CANVASS OF PRIMARY ELECTION RESULTS

We, Thomas F. Ferrarese and Douglas E. French, Board of Elections of the County of Monroe, having canvassed the votes cast at the Primary Election held in this state on the 25th day of June, 2019, do hereby certify that the following votes were received:

Democratic Party

COUNTY LEGISLATOR – 13TH DISTRICT

Michael B. Yudelson.....	484 Votes
Terry Steg	346 Votes

COUNTY LEGISLATOR – 21ST DISTRICT

Victor H. Sanchez.....	810 Votes
Rachel A. Barnhart	946 Votes

COUNTY LEGISLATOR – 23RD DISTRICT

Linda M. Hasman.....	1,070 Votes
Scotty Ginett.....	416 Votes
Todd Patrick Grady	653 Votes

COUNTY LEGISLATOR – 25TH DISTRICT

Montgomery Bryant.....	376 Votes
John F. Lightfoot	879 Votes

COUNTY LEGISLATOR – 26TH DISTRICT

Tony Micciche.....	380 Votes
Yversha M. Roman	617 Votes

COUNTY LEGISLATOR – 27TH DISTRICT

Ebony P. Dukes	631 Votes
Sabrina A. Lamar	962 Votes

CITY COURT JUDGE (VOTE FOR 2)

Nicole Morris.....	4,130 Votes
Van H. White.....	3,554 Votes
Barbara E. Farrell	1,462 Votes
Melissa L. Barrett.....	6,179 Votes
Mark S. Muoio	3,252 Votes
Aaron T. Frazier	1,815 Votes

MEMBER OF CITY COUNCIL – EAST DISTRICT

Stanley Martin	512 Votes
Bryce T. Miller	219 Votes
Mary Lupien	2,687 Votes
Wayne P. Harris	371 Votes
Michael F. Geraci	650 Votes

MEMBER OF CITY COUNCIL – NORTHEAST DISTRICT

Norman L. Simmons, Jr.	605 Votes
Michael A. Patterson	1,185 Votes

MEMBER OF CITY COUNCIL – NORTHWEST DISTRICT

Leticia D. Astacio	444 Votes
Jose M. Peo	720 Votes
LaShana D. Boose	699 Votes

MEMBER OF CITY COUNCIL – SOUTH DISTRICT

LaShay D. Harris	2,027 Votes
Ann C. Lewis	1,212 Votes

COMMISSIONER OF SCHOOLS (VOTE FOR 4)

Andria L. Bryant	3,914 Votes
Howard J. Eagle	2,791 Votes
Robert K. Hoggard	2,090 Votes
Beatriz B. LeBron	5,786 Votes
Judith Davis	3,923 Votes
Amy K. Maloy	4,616 Votes
Willa Powell	5,235 Votes
Ricardo Adams	4,081 Votes
Anthony L. Hall, Jr.	3,335 Votes
Clifford A. Florence	2,800 Votes

WEBSTER TOWN SUPERVISOR

John D. Hutchings	328 Votes
Tom Flaherty	927 Votes

Republican Party

GREECE MEMBER OF TOWN COUNCIL – WARD 2

William F. Murphy	409 Votes
Edward A. Gartz	186 Votes

HAMLIN TOWN SUPERVISOR

Jason M. Baxter	152 Votes
Eric G. Peters	368 Votes

HAMLIN TOWN CLERK

Patty Jo Groenendaal..... 275 Votes
Keylee A. Gilfilian 263 Votes

Working Families Party

COUNTY COURT JUDGE (VOTE FOR 2)

Michael L. Dollinger 96 Votes
Kyle R. Steinebach 37 Votes
Karen Bailey Turner 99 Votes
John L. DeMarco 144 Votes

COUNTY LEGISLATOR – 2ND DISTRICT

Karen P. LoBracco 7 Votes
Opportunity to Ballot 0 Votes

COUNTY LEGISLATOR – 3RD DISTRICT

Marvin L. Stepherson 6 Votes
Opportunity to Ballot 0 Votes

COUNTY LEGISLATOR – 4TH DISTRICT

Josh J. Mack, Jr. 3 Votes
Opportunity to Ballot 0 Votes

COUNTY LEGISLATOR – 5TH DISTRICT

Terry Daniele 6 Votes
Opportunity to Ballot 0 Votes

COUNTY LEGISLATOR – 7TH DISTRICT

James F. Leary, Jr. 7 Votes
Opportunity to Ballot 0 Votes

COUNTY LEGISLATOR – 11TH DISTRICT

Joshua I. Foladare 1 Vote
Opportunity to Ballot – Sean Delehanty 1 Vote

COUNTY LEGISLATOR – 13TH DISTRICT

Michael B. Yudelson 10 Votes
Opportunity to Ballot 0 Votes

COUNTY LEGISLATOR – 15TH DISTRICT

Butch Fitzsimmons 7 Votes
Opportunity to Ballot – George Hebert 2 Votes
Opportunity to Ballot – None 1 Vote

COUNTY LEGISLATOR – 16TH DISTRICT

Lorie Lachiusa Barnum..... 5 Votes
Opportunity to Ballot – Joe Carbone 7 Votes

COUNTY LEGISLATOR – 17TH DISTRICT

Joseph D. Morelle, Jr..... 12 Votes
Opportunity to Ballot 0 Votes

COUNTY LEGISLATOR – 18TH DISTRICT

John B. Baynes 2 Votes
Opportunity to Ballot 0 Votes

COUNTY LEGISLATOR – 26TH DISTRICT

Yversha M. Roman 5 Votes
Opportunity to Ballot 0 Votes

HENRIETTA TOWN JUSTICE (VOTE FOR 3)

Robert L. Cook 10 Votes
Gregory P. Salmon 8 Votes
Steven M. Donsky 4 Votes
John G. Pericak..... 3 Votes
Susan Michel 11 Votes
James F. Beikirch 5 Votes

Independence Party

COUNTY EXECUTIVE

Adam J. Bello 1,094 Votes
Cheryl Dinolfo..... 1,342 Votes

COUNTY COURT JUDGE (VOTE FOR 2)

John L. DeMarco..... 1,157 Votes
Michael L. Dollinger 1,141 Votes
Karen Bailey Turner..... 1,056 Votes
Kyle R. Steinebach 633 Votes

COUNTY LEGISLATOR – 5TH DISTRICT

Karla F. Boyce..... 60 Votes
Opportunity to Ballot – Terry Daniele 40 Votes

COUNTY LEGISLATOR – 6TH DISTRICT

Fred Ancello 43 Votes
Opportunity to Ballot – Dan Maloney 38 Votes

COUNTY LEGISLATOR – 8TH DISTRICT

Matthew D. Terp 63 Votes
Opportunity to Ballot – Megan Thompson 29 Votes

COUNTY LEGISLATOR – 9TH DISTRICT

Paul Dondorfer 90 Votes
Opportunity to Ballot – Catherine Dean 56 Votes

COUNTY LEGISLATOR – 11TH DISTRICT

Sean M. Delehanty 86 Votes
Opportunity to Ballot – Joshua Foladare 19 Votes

COUNTY LEGISLATOR – 13TH DISTRICT

Matthew T. Borkowski 71 Votes
Opportunity to Ballot – Michael Yudelson 28 Votes

COUNTY LEGISLATOR – 15TH DISTRICT

George J. Hebert 57 Votes
Opportunity to Ballot – Butch Fitzsimmons 18 Votes

COUNTY LEGISLATOR – 17TH DISTRICT

Joseph D. Morelle, Jr. 61 Votes
Gregory J. Devlin 29 Votes

COUNTY LEGISLATOR – 18TH DISTRICT

Kara C. Halstead 73 Votes
Opportunity to Ballot – John Baynes 69 Votes

COUNTY LEGISLATOR – 20TH DISTRICT

Michael T. Zale 84 Votes
Opportunity to Ballot – JW Cook 49 Votes

CLARKSON TOWN SUPERVISOR

Christa L. Filipowicz 44 Votes
Opportunity to Ballot – Theresa Alano 21 Votes

CLARKSON TOWN CLERK

Sharon S. Mattison 54 Votes
Opportunity to Ballot – Sara Tebo 20 Votes

CLARKSON MEMBER OF TOWN COUNCIL (VOTE FOR 2)

Leslie A. Zink.....	40 Votes
Thomas A. Guarino.....	34 Votes
<i>Opportunity to Ballot – Sheldon Meyers.....</i>	23 Votes
<i>Opportunity to Ballot – Tom Trapp.....</i>	22 Votes

HENRIETTA TOWN JUSTICE (VOTE FOR 3)

John G. Pericak.....	45 Votes
Gregory P. Salmon.....	34 Votes
James F. Beikirch.....	79 Votes
Susan Michel.....	90 Votes
Robert L. Cook.....	60 Votes
Steven M. Donsky.....	93 Votes

MENDON TOWN SUPERVISOR

John D. Moffitt.....	34 Votes
<i>Opportunity to Ballot.....</i>	0 Votes

MENDON TOWN JUSTICE

Jon M. Sterntt.....	15 Votes
William P. Fletcher.....	25 Votes

MENDON MEMBER OF TOWN COUNCIL (VOTE FOR 2)

Thomas G. Dubois.....	20 Votes
Karen R. Jenkins.....	28 Votes
<i>Opportunity to Ballot – Jeffrey Clark.....</i>	8 Votes
<i>Opportunity to Ballot – David Cook.....</i>	9 Votes

PENFIELD TOWN JUSTICE

Paula C. Metzler.....	120 Votes
Michael J. Lingle.....	83 Votes

PENFIELD MEMBER OF TOWN COUNCIL (VOTE FOR 2)

Debbie Drawe.....	96 Votes
Linda W. Kohl.....	99 Votes
<i>Opportunity to Ballot – Mindy Maclaren.....</i>	62 Votes
<i>Opportunity to Ballot – Julie Mitchell.....</i>	60 Votes

PERINTON TOWN SUPERVISOR

Ciaran T. Hanna.....	169 Votes
<i>Opportunity to Ballot – Andrew Gilchrist.....</i>	53 Votes

PERINTON MEMBER OF TOWN COUNCIL – 4 YEAR TERM (VOTE FOR 2)

Seana L. Sartori	150 Votes
Craig R. Chormann	133 Votes
<i>Opportunity to Ballot – Dalia Rodriquez Aponte</i>	50 Votes
<i>Opportunity to Ballot – Meredith Stockman-Broadbent</i>	57 Votes

PERINTON MEMBER OF TOWN COUNCIL – 2 YEAR TERM (VOTE FOR 1)

David P. Belaskas	148 Votes
<i>Opportunity to Ballot – Jeremy Jordan</i>	48 Votes

RUSH TOWN SUPERVISOR

Phyllis P. Wickerham	12 Votes
<i>Opportunity to Ballot – Gerry Kusse</i>	21 Votes

RUSH TOWN CLERK

Pamela J. Bucci	22 Votes
<i>Opportunity to Ballot – Kathryn Hankins</i>	16 Votes

RUSH MEMBER OF TOWN COUNCI (VOTE FOR 2)

James L. Roach	8 Votes
Daniel V. Woolaver	17 Votes
<i>Opportunity to Ballot – Amber Corbin</i>	18 Votes
<i>Opportunity to Ballot – Chaz Rorick</i>	18 Votes

WEBSTER MEMBER OF TOWN COUNCI (VOTE FOR 2)

John J. Cahill	106 Votes
William G. Abbott	105 Votes
<i>Opportunity to Ballot – Danielle Palermo-Jimenez</i>	16 Votes
<i>Opportunity to Ballot – Ali Petrillo</i>	22 Votes

FAIRPORT VILLAGE TRUSTEE (VOTE FOR 2)

Chamberlain R. Rattelade	22 Votes
Steven E. Schalabba	22 Votes
<i>Opportunity to Ballot – Michael Folino</i>	4 Votes
<i>Opportunity to Ballot – Emily Mischler</i>	4 Votes

CANVASS OF GENERAL ELECTION RESULTS

We, Douglas E. French and Colleen D. Anderson, Board of Elections of the County of Monroe, having canvassed the votes cast at the General Election held in this state on the 5th day of November, 2019 hereby certify that the following candidates received the votes set opposite their names:

State Supreme Court Justice - 7th Judicial District (Vote for 2)

Democratic-Libertarian, Meredith Vacca	96,397 Votes
Republican-Conservative-Independence, Kevin Nasca	89,801 Votes
Republican-Conservative-Libertarian-Independence-SAM, Matthew Rosenbaum.....	102,899 Votes

County Executive

Democratic-Working Families, Adam J. Bello.....	92,806 Votes
Republican-Conservative-Independence, Cheryl Dinolfo.	87,090 Votes

County Court Judge (Vote for 2)

Democratic-Working Families, Karen Bailey Turner.....	85,254 Votes
Democratic-Libertarian-Independence-SAM, Michael L. Dollinger.....	90,852 Votes
Republican-Conservative, Kyle R. Steinebach.....	72,466 Votes
Republican-Conservative-Working Families-Libertarian-Independence-SAM, John L. DeMarco	81,245 Votes

District Attorney

Democratic-Working Families, Shani C. Mitchell	78,749 Votes
Republican-Conservative-Libertarian-Independence, Sandra J. Doorley.....	99,255 Votes

County Legislator 1st District

Democratic, Amanda S. Genaux-Hauser	1,796 Votes
Republican-Conservative-Independence, Ed Wilt.....	4,670 Votes

County Legislator 2nd District

Democratic-Working Families, Karen P. LoBracco	1,694 Votes
Republican-Conservative-Libertarian-Independence, Jackie Smith.....	3,688 Votes

County Legislator 3rd District

Democratic-Working Families, Marvin L. Stepherson.....	2,389 Votes
Republican-Conservative-Libertarian-Independence, Tracy A. DiFlorio.....	4,246 Votes

County Legislator 4th District

Democratic-Working Families, Josh J. Mack, Jr.....	2,266 Votes
Republican-Conservative-Libertarian-Independence, Frank Allkofer.....	4,044 Votes

County Legislator 5th District

Democratic-Working Families, Terry Daniele.....	3,477 Votes
Republican-Conservative-Independence, Karla F. Boyce	3,803 Votes

County Legislator 6th District

Democratic-Working Families-Libertarian, Dan Maloney.....	2,366 Votes
Republican-Conservative-Independence, Fred Ancello.....	3,000 Votes

County Legislator 7th District

Democratic-Working Families, James F. Leary, Jr..... 2,447 Votes
Republican-Conservative-Independence, Brian E. Marianetti..... 4,113 Votes

County Legislator 8th District

Democratic-Working Families, Megan K. Thompson..... 3,488 Votes
Republican-Conservative-Independence, Matthew D. Terp..... 4,407 Votes

County Legislator 9th District

Democratic-Working Families, Catherine Dean..... 4,209 Votes
Republican-Conservative-Independence, Paul Dondorfer..... 4,573 Votes

County Legislator 10th District

Democratic-Working Families, Howard S. Maffucci..... 5,353 Votes

County Legislator 11th District

Democratic-Working Families-SAM, Joshua I. Foladare..... 4,025 Votes
Republican-Conservative-Libertarian-Independence, Sean M. Delehanty..... 4,262 Votes

County Legislator 12th District

Republican-Conservative-Libertarian-Independence, Steve Brew 3,934 Votes

County Legislator 13th District

Democratic-Working Families, Michael B. Yudelson..... 3,957 Votes
Republican-Conservative-Libertarian-Independence, Matthew T. Borkowski 3,886 Votes

County Legislator 14th District

Democratic, Justin F. Wilcox 4,838 Votes

County Legislator 15th District

Democratic-Working Families, Butch Fitzsimmons 3,521 Votes
Republican-Conservative-Independence, George J. Hebert 4,273 Votes

County Legislator 16th District

Democratic, Lorie Lachiusa Barnum 3,838 Votes
Republican-Conservative-Working Families-Libertarian-Independence, Joe Carbone 4,464 Votes

County Legislator 17th District

Democratic-Working Families-Independence, Joseph D. Morelle, Jr. 4,618 Votes
Republican-Conservative, Gregory J. Devlin 1,950 Votes

County Legislator 18th District

Democratic-Working Families, John B. Baynes..... 4,444 Votes
Republican-Conservative-Independence, Kara C. Halstead 3,901 Votes

County Legislator 19th District

Democratic-Working Families, Gino M. Nitti.....	2,132 Votes
Republican-Conservative-Independence, Kathleen A. Taylor.....	3,849 Votes
Libertarian, Will Phillips	82 Votes

County Legislator 20th District

Democratic-Working Families, JW Cook.....	2,222 Votes
Republican-Conservative-Independence, Michael T. Zale	3,888 Votes

County Legislator 21st District

Democratic-SAM, Rachel A. Barnhart.....	2,776 Votes
Working Families, Victor H. Sanchez	879 Votes

County Legislator 22nd District

Democratic, Vincent R. Felder	1,546 Votes
-------------------------------------	-------------

County Legislator 23rd District

Democratic-Working Families, Linda M. Hasman.....	5,274 Votes
---	-------------

County Legislator 24th District

Democratic-Working Families, Joshua P. Bauroth.....	5,245 Votes
---	-------------

County Legislator 25th District

Democratic, John F. Lightfoot	2,691 Votes
-------------------------------------	-------------

County Legislator 26th District

Democratic-Working Families, Yversha M. Roman	2,195 Votes
Republican-Conservative, Orlando J. Rivera.....	1,576 Votes
Libertarian-Independence, Tony Micciche	715 Votes

County Legislator 27th District

Democratic, Sabrina A. Lamar.....	3,376 Votes
-----------------------------------	-------------

County Legislator 28th District

Democratic-Working Families, Frank Keophetlasy.....	1,441 Votes
---	-------------

County Legislator 29th District

Democratic, Ernest S. Flagler	2,047 Votes
-------------------------------------	-------------

City Court Judge (Vote for 2)

Democratic-Working Families, Nicole Morris	22,389 Votes
Democratic-Working Families, Melissa L. Barrett.....	23,634 Votes

Member of City Council - East District

Democratic-Working Families, Mary Lupien.....	8,517 Votes
Green, David R. Sutliff-Atias	1,445 Votes

Member of City Council - Northeast District

Democratic, Michael A. Patterson 3,729 Votes
Green-Libertarian, Chris Edes 431 Votes

Member of City Council - Northwest District

Democratic, Jose M. Peo 4,147 Votes

Member of City Council - South District

Democratic-Working Families, LaShay D. Harris 5,977 Votes
Republican, Marcus C. Williams 845 Votes
Green, Alexander J. White 741 Votes

Commissioner of Schools (Vote for 4)

Democratic-Working Families, Beatriz B. LeBron 21,317 Votes
Democratic-Working Families, Amy K. Maloy 20,736 Votes
Democratic, Willa Powell 19,675 Votes
Democratic-Working Families, Ricardo Adams 20,366 Votes

Brighton Supervisor

Democratic-Working Families-Independence, William W. Moehle 7,513 Votes
Republican-Conservative, Beth Anne Napier 2,572 Votes

Brighton Town Clerk

Democratic-Working Families-Independence, Daniel E. Aman 8,617 Votes

Brighton Town Justice

Democratic-Working Families-Independence, Karen L. Morris 8,607 Votes

Brighton Member of Town Council – 4 Year Term (Vote for 2)

Democratic-Working Families-Independence, Jason S. DiPonzio 7,633 Votes
Democratic-Working Families-Independence, Christopher K. Werner 7,436 Votes
Republican-Conservative, Dale S. VanVechten 2,898 Votes

Brighton Member of Town Council – 2 Year Term

Democratic-Working Families-Independence, Christine E. Corrado 8,316 Votes

Chili Supervisor

Democratic, Christopher I. McCullough 2,668 Votes
Republican-Conservative-Independence, David J. Dunning 5,052 Votes

Chili Town Clerk

Republican-Conservative-Independence, Virginia L. Ignatowski 6,406 Votes

Chili Town Justice

Republican-Conservative-Independence, Kenneth R. Kraus 5,461 Votes
Working Families, John V. Romagnola 1,078 Votes

Chili Member of Town Council (Vote for 2)

Democratic, Jason N. Marsherrall.....	2,629 Votes
Democratic-Working Families, Gwendolyn J. Clifton	2,810 Votes
Republican-Conservative-Independence, James V. Valerio.....	4,756 Votes
Republican-Conservative-Independence, Michael S. Slattery	4,603 Votes

Clarkson Supervisor

Democratic-Working Families/Common Ground, Theresa C. Alano	759 Votes
Republican-Conservative-Independence, Christa L. Filipowicz.....	1,136 Votes

Clarkson Town Clerk

Democratic-Working Families/Common Ground, Sara L. Tebo.....	533 Votes
Republican-Conservative-Independence, Sharon S. Mattison.....	1,377 Votes

Clarkson Member of Town Council (Vote for 2)

Democratic-Working Families/Common Ground, Thomas A. Trapp	749 Votes
Democratic-Common Ground, Sheldon A. Meyers.....	773 Votes
Republican-Conservative-Independence, Leslie A. Zink	1,139 Votes
Republican-Conservative-Independence, Thomas A. Guarino.....	1,053 Votes

East Rochester Village Mayor

Republican-Conservative-Independence, John R. Alfieri.....	1,106 Votes
--	-------------

East Rochester Village Trustee (Vote for 2)

Democratic-Working Families-Green, Mark D. McDermott	783 Votes
Republican-Conservative-Independence, Mark A. Florack.....	917 Votes
Republican-Conservative-Independence, Vincent E. Raschitore	804 Votes

Gates Supervisor

Democratic, William R. Kiley	2,412 Votes
Republican-Conservative-Independence, Cosmo A. Giunta	4,190 Votes

Gates Member of Town Council (Vote for 2)

Democratic-Working Families, Lakesha V. Carter.....	2,309 Votes
Democratic-Working Families, Theresa E. May	2,477 Votes
Republican-Conservative-Independence, Steve Tucciarello.....	3,895 Votes
Republican-Conservative-Independence, Christopher B. DiPonzio.....	4,019 Votes

Greece Member of Town Council - 1st Ward

Republican-Conservative-Independence, Mike Barry	4,243 Votes
--	-------------

Greece Member of Town Council - 2nd Ward

Democratic-Working Families, Rumella Tyana Cameron.....	1,877 Votes
Republican-Conservative-Independence, William F. Murphy	3,635 Votes

Greece Member of Town Council - 3rd Ward

Democratic-Working Families, Caroline A. Shaw	1,882 Votes
Republican-Conservative-Independence, Josh Jensen.....	2,779 Votes

Greece Member of Town Council - 4th Ward

Democratic, James W. Sawers 1,846 Votes
Republican-Conservative-Independence, Diana M. Christodaro..... 4,519 Votes

Hamlin Supervisor

Republican-Conservative-Independence, Eric G. Peters 1,787 Votes
Libertarian-The People’s Party of Hamlin, Jason M. Baxter 399 Votes

Hamlin Town Clerk

Republican-Libertarian/People’s Party of Hamlin, Patty Jo Groenendaal..... 1,151 Votes
Conservative-Independence, Keylee A. Gilfilian 1,126 Votes

Hamlin Town Justice (Vote for 2)

Republican-Conservative-Independence, Martin C. Maier 1,920 Votes
Republican-Conservative-Independence, Paul S. Rath..... 1,931 Votes

Hamlin Member of Town Council (Vote for 2)

Republican-Conservative-Independence, Joel Yager 1,891 Votes
Republican-Conservative-Independence, Phillip C. Hurlbutt..... 1,875 Votes

Henrietta Supervisor

Democratic-Working Families-Libertarian, Stephen L. Schultz 6,305 Votes
Republican-Conservative-Independence, Kenneth H. Breese 3,637 Votes

Henrietta Town Justice (Vote for 3)

Democratic-Working Families, Robert L. Cook..... 4,972 Votes
Democratic-Working Families-Independence, Susan Michel 5,241 Votes
Democratic-Working Families-Libertarian, Gregory P. Salmon 4,297 Votes
Republican- Conservative-Libertarian-Independence, Steven M. Donsky..... 4,602 Votes
Republican-Conservative-Libertarian, John G. Pericak..... 4,302 Votes
Republican-Conservative-Independence, James F. Beikirch..... 4,503 Votes

Henrietta Member of Town Council (Vote for 2)

Democratic-Working Families, Millie C. Sefranek 4,846 Votes
Democratic-Working Families, Jesse M. Redlo 4,467 Votes
Republican-Conservative-Independence, Lisa S. Bolzner 4,808 Votes
Republican-Conservative-Independence, Scott M. Adair..... 4,696 Votes

Irondequoit Supervisor

Democratic-Working Families-Independence, David A. Seeley 9,893 Votes
Republican-Conservative, Ronald P. Cooper 5,253 Votes

Irondequoit Town Justice

Democratic-Republican-Conservative-Independence, Patrick K. Russi..... 14,363 Votes

Irondequoit Member of Town Council (Vote for 2)

Democratic-Working Families-Independence, Patrina D. Freeman	8,443 Votes
Democratic-Working Families-Independence, John Perticone.....	8,680 Votes
Republican-Conservative, Gary J. Pawlak.....	5,941 Votes
Republican-Conservative, Michael J. Valente.....	5,705 Votes

Mendon Supervisor

Republican-Conservative-Independence, John D. Moffitt.....	2,254 Votes
--	-------------

Mendon Town Clerk

Republican-Conservative-Independence, James P. Merzke	2,306 Votes
---	-------------

Mendon Town Justice

Democratic-Working Families, Jon M. Stern	1,333 Votes
Republican-Conservative-Independence, William P. Fletcher	1,657 Votes

Mendon Member of Town Council (Vote for 2)

Democratic, David L. Cook	1,383 Votes
Democratic, Jeffrey R. Clark	1,316 Votes
Republican-Conservative-Independence, Thomas G. Dubois	1,609 Votes
Republican-Conservative-Independence, Karen R. Jenkins	1,560 Votes

Mendon Superintendent of Highways

Republican-Conservative-Independence, William E. Smith	2,275 Votes
--	-------------

Ogden Supervisor

Republican-Conservative-Independence, Gay H. Lenhard	4,210 Votes
--	-------------

Ogden Town Clerk

Republican-Conservative-Independence, Noelle M. Burley.....	4,335 Votes
---	-------------

Ogden Town Justice

Republican-Conservative-Independence, Michael P. Schiano	4,295 Votes
--	-------------

Ogden Member of Town Council (Vote for 2)

Republican-Conservative-Independence, Malcolm E. Perry.....	4,125 Votes
Republican-Conservative-Independence, Scott Clyde.....	4,012 Votes

Parma Supervisor

Republican-Conservative-Independence, Jack D. Barton.....	3,292 Votes
---	-------------

Parma Town Justice

Republican-Conservative-Independence, Michael A. Sciortino.....	3,351 Votes
---	-------------

Parma Member of Town Council (Vote for 2)

Republican-Conservative-Independence, G. Blake Keller	3,127 Votes
Republican-Conservative-Independence, Stephen J. Zajac	3,032 Votes

Parma Superintendent of Highways

Republican-Conservative-Independence, James R. Christ, Jr. 3,273 Votes

Penfield Supervisor

Republican-Conservative-Independence, Tony LaFountain 8,974 Votes

Penfield Town Justice

Democratic-Working Families, Michael J. Lingle..... 5,131 Votes

Republican-Conservative-Libertarian-Independence, Paula C. Metzler..... 6,595 Votes

Penfield Member of Town Council (Vote for 2)

Democratic-Working Families, Julie A. Mitchell..... 5,576 Votes

Democratic-Working Families, Mindy MacLaren..... 5,421 Votes

Republican-Conservative-Independence, Linda W. Kohl..... 6,174 Votes

Republican-Conservative-Independence, Debbie Drawe 5,853 Votes

Perinton Supervisor

Democratic-Working Families, Andrew G. Gilchrist..... 7,488 Votes

Republican-Conservative-Independence, Ciaran T. Hanna 8,615 Votes

Perinton Town Justice

Republican-Conservative-Independence, Thomas A. Klonick..... 12,112 Votes

Perinton Member of Town Council – 4 Year Term (Vote for 2)

Democratic, Dalia Rodriguez-Aponte..... 7,284 Votes

Democratic-Working Families, Meredith E. Stock-Broadbent..... 8,196 Votes

Republican-Conservative-Independence, Seana L. Sartori..... 8,149 Votes

Republican-Conservative-Independence, Craig R. Chormann 7,556 Votes

Perinton Member of Town Council – 2 Year Term

Democratic, Jeremy D. Jordan..... 7,744 Votes

Republican-Conservative-Independence, David P. Belaskas 8,115 Votes

Pittsford Supervisor

Democratic-Working Families, Kendra R. Evans 4,179 Votes

Republican-Conservative-Libertarian-Independence, William A. Smith 5,676 Votes

Pittsford Member of Town Council (Vote for 2)

Democratic-Working Families, Cathy Koshykar..... 4,799 Votes

Democratic-Working Families, John J. Walsh 4,794 Votes

Republican-Conservative-Independence, Katherine Bohne Munzinger..... 4,985 Votes

Republican-Conservative-Libertarian-Independence, Anthony J. Daniele..... 4,730 Votes

Riga Supervisor

Democratic, Paula J. Randall 457 Votes

Republican-Conservative-Independence, Brad O’Brocta 1,286 Votes

Riga Town Justice

Republican-Conservative-Independence, Scott K. Okolowicz 1,496 Votes

Riga Member of Town Council (Vote for 2)

Democratic, Lillian M. Maira 468 Votes

Democratic, Stan Main 456 Votes

Republican-Conservative-Independence, Derek M. Harnsberger..... 1,206 Votes

Republican-Conservative-Independence, Cynthia L. Jessop 1,240 Votes

Rush Supervisor

Democratic-Independence, Gerry Kusse..... 717 Votes

Republican-Conservative, Phyllis P. Wickerham 707 Votes

Rush Town Clerk

Democratic, Kathy Hankins 575 Votes

Republican-Conservative-Independence, Pamela J. Bucci 857 Votes

Rush Member of Town Council (Vote for 2)

Democratic-Independence, Chaz Rorick 694 Votes

Democratic-Independence, Amber Corbin 710 Votes

Republican-Conservative, James L. Roach..... 697 Votes

Republican-Conservative, Daniel V. Woolaver..... 702 Votes

Rush Superintendent of Highways

Republican-Conservative-Independence, Mark E. David..... 1,229 Votes

Sweden Supervisor

Republican-Conservative-Independence, Kevin Johnson..... 2,143 Votes

Sweden Member of Town Council (Vote for 2)

Democratic-Working Families, Mary E. Rich 1,260 Votes

Democratic-Working Families, Lori Skoog..... 1,251 Votes

Republican-Conservative-Independence, Randall E. Hoke 1,472 Votes

Republican-Conservative-Independence, Rhonda L. Humby..... 1,413 Votes

Sweden Receiver of Taxes

Republican-Conservative-Independence, Kathleen A. Bahr-Seever 2,232 Votes

Sweden Superintendent of Highways

Republican-Conservative-Independence, Brian T. Ingraham 2,236 Votes

Webster Supervisor

Democratic, Tom Flaherty 7,259 Votes

Republican-Conservative-Independence, Ronald W. Nesbitt..... 6,163 Votes

Webster Town Justice

Democratic-Working Families, Jean M. Celian..... 4,995 Votes

Republican-Conservative-Independence, David T. Corretore 8,169 Votes

Webster Member of Town Council (Vote for 2)

Democratic-Working Families, Danielle M. Palermo-Jimenez.....	6,096 Votes
Democratic, Ali Petrillo	5,456 Votes
Republican-Conservative-Independence, John J. Cahill.....	7,172 Votes
Republican-Conservative-Independence, William G. Abbott.	6,739 Votes

Wheatland Supervisor

Republican-Conservative-Independence, Linda M. Dobson	963 Votes
---	-----------

Wheatland Town Clerk

Republican-Conservative-Independence, Laurie B. Czapranski.....	1,049 Votes
---	-------------

Wheatland Town Justice

Republican-Conservative-Independence, Harold H. Litter, Jr.	1,008 Votes
--	-------------

Wheatland Member of Town Council (Vote for 2)

Republican-Conservative-Independence, Howard C. Hazelton.....	968 Votes
Republican-Conservative-Independence, Carl L. Schoenthal.....	937 Votes

Wheatland Superintendent of Highways - 2 Year Term

Republican-Conservative, Joshua L. Davis	974 Votes
--	-----------

Fairport Village Trustee (Vote for 2)

Democratic-Working Families, Michael A. Folino	1,040 Votes
Democratic-Working Families, Emily E. Mischler	1,071 Votes
Republican-Conservative-Independence, Chamberlain R. Rattelade	847 Votes
Republican-Conservative-Independence, Steven E. Schlabba.....	949 Votes

Proposition Number One, City of Rochester

Local Law amending the City Charter with respect to establishing the Rochester Police Accountability Board

Yes	20,512 Votes
No.....	6,795 Votes

**SEVENTH JUDICIAL DISTRICT
RESULTS OF NOVEMBER 5, 2019 GENERAL ELECTION BY COUNTY**

Meredith Vacca

<u>County</u>	<u>Democrat</u>	<u>Libertarian</u>
Cayuga	6,541	380
Livingston	5,112	412
Monroe	92,510	3,887
Ontario	8,556	428
Seneca	3,166	262
Steuben	4,407	277
Wayne	4,762	330
Yates	1,373	91
	-----	-----
Totals	126,427	6,067

Kevin Nasca

<u>County</u>	<u>Republican</u>	<u>Conservative</u>	<u>Independence</u>
Cayuga	6,867	1,347	840
Livingston	7,934	1,570	773
Monroe	63,116	16,613	10,072
Ontario	8,539	1,901	926
Seneca	3,257	500	416
Steuben	8,635	1,048	502
Wayne	7,212	1,699	508
Yates	2,017	228	142
	-----	-----	-----
Totals	107,577	24,906	14,179

Matthew Rosenbaum

<u>County</u>	<u>Republican</u>	<u>Conservative</u>	<u>Libertarian</u>	<u>Independence</u>	<u>SAM</u>
Cayuga	7,860	1,502	456	1,107	55
Livingston	8,344	1,610	498	856	38
Monroe	69,321	17,053	5,849	10,052	624
Ontario	9,624	2,133	630	1,184	51
Seneca	3,937	543	257	463	34
Steuben	9,432	1,138	383	585	27
Wayne	7,920	1,985	438	579	27
Yates	2,200	239	84	164	12
	-----	-----	-----	-----	-----
Totals	118,638	26,203	8,595	14,990	868

PARTY ABBREVIATIONS APPEARING IN CANVASS

CMG	Common Ground
CON	Conservative
DEM	Democratic
GRE	Green
IND	Independence
LBT	Libertarian
PPH	The People’s Party of Hamlin
REP	Republican
SAM	Serve America Movement
WOR	Working Families
W-IN	Write In

TEXT OF PROPOSALS SUBMITTED TO THE VOTERS

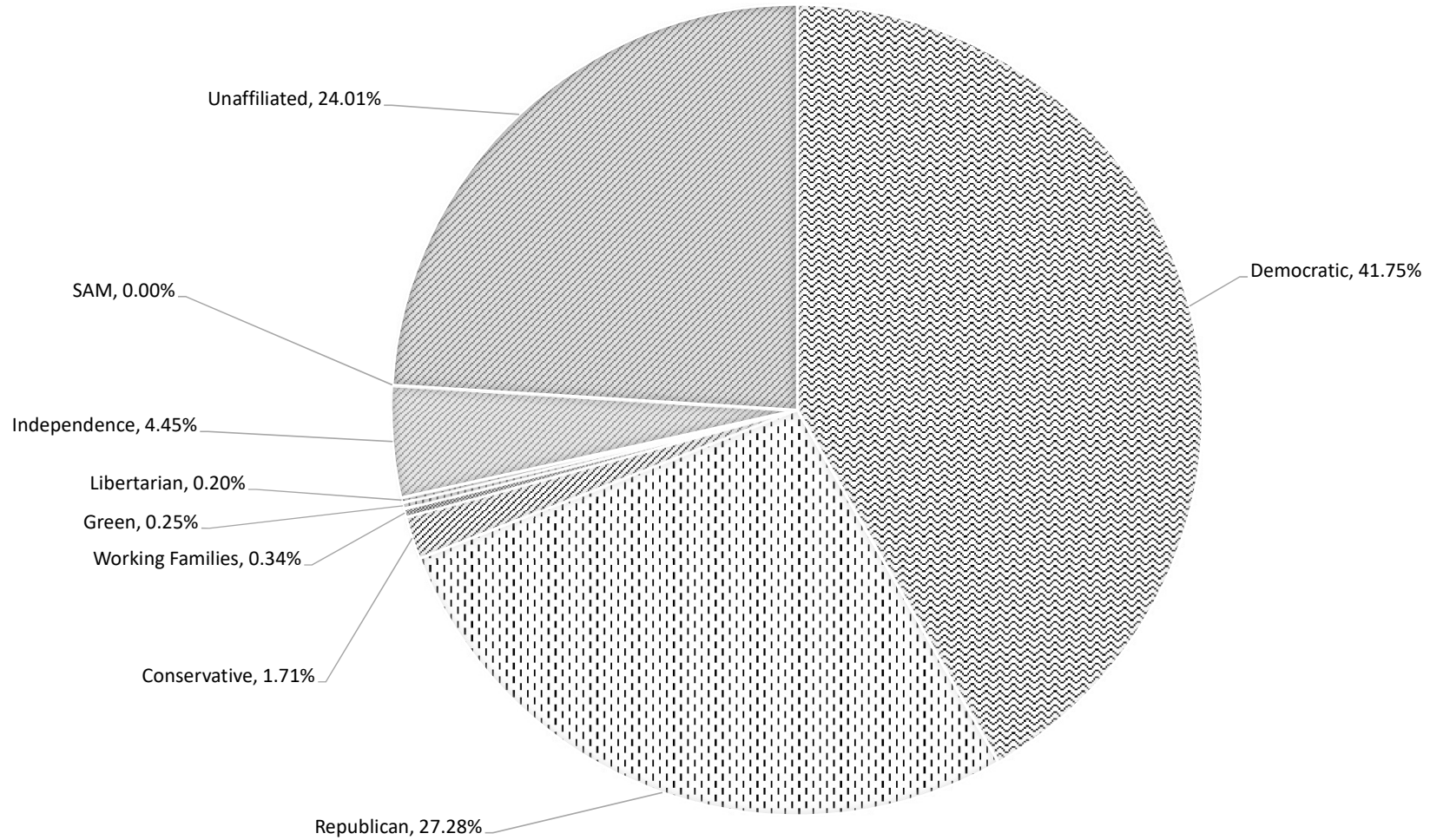
November 5, 2019

***PROPOSITION NUMBER ONE
CITY OF ROCHESTER***

***Local Law amending the City Charter with respect to establishing the Rochester Police
Accountablity Board***

This proposal would amend the Rochester City Charter to authorize the creation of the Police Accountability Board (PAB). The PAB would consist of nine unpaid Rochester residents: one appointed by the Mayor and eight appointed by the City Council; four of the Council's appointees will be nominated by a coalition of community organizations. The PAB would have the power to independently investigate civilian complaints, subpoena information for its investigations, and determine whether individual officers have committed misconduct. The PAB will also create disciplinary guidelines, with an opportunity for input from the Chief of Police and the police union. If the PAB finds, after a hearing, that an officer has committed misconduct, the Chief of Police would be required to impose discipline consistent with disciplinary guidelines. The PAB would also recommend changes to the Police Department's policies, practices, and training.

PROFILE OF PARTY ENROLLMENT OF ELIGIBLE VOTERS MONROE COUNTY



COUNTY LEGISLATOR
13TH DISTRICT
DEMOCRATIC PRIMARY

LEGISLATIVE DISTRICT OR TOWN	ELECTION DISTRICT	TOTAL VOTES	MICHAEL B YUDELSON	TERRY STEG	SCATTER	BLANK AND VOID
			1A	2A		
Henrietta						
	1/12/21/28	114	74	40	0	0
	5/32	77	53	23	0	1
	6/8	59	39	20	0	0
	7/22	90	48	41	0	1
	10/18	49	34	15	0	0
	14	21	14	6	0	1
	15	18	14	4	0	0
	17/25	73	41	32	0	0
	19/20/35	79	49	30	0	0
	26	37	23	14	0	0
	27/31	55	32	23	0	0
Henrietta		672	421	248	0	3
Pittsford						
	10/34	48	30	18	0	0
	22	81	13	68	0	0
	25	32	20	12	0	0
Pittsford		161	63	98	0	0
GRAND TOTAL:		833	484	346	0	3

COUNTY LEGISLATOR
21ST DISTRICT
DEMOCRATIC PRIMARY

LEGISLATIVE DISTRICT OR TOWN	ELECTION DISTRICT	TOTAL VOTES	VICTOR H SANCHEZ 1A	RACHEL A BARNHART 2A	SCATTER	BLANK AND VOID
Leg. Dist. 21						
	1 /24	211	83	124	1	3
	2/14/20	131	51	69	0	11
	3/4/16	117	54	49	0	14
	5/23	137	61	69	0	7
	6	98	28	66	0	4
	7	118	62	50	1	5
	8/17	123	50	72	0	1
	9	59	28	26	0	5
	10	141	95	43	0	3
	11	60	28	27	0	5
	12	144	49	85	0	10
	13	56	22	30	0	4
	15	112	46	55	0	11
	18/26	95	33	59	0	3
	19/21	86	36	42	0	8
	22	79	34	36	1	8
	25 /27	98	50	44	0	4
GRAND TOTAL:		<u>1,865</u>	<u>810</u>	<u>946</u>	<u>3</u>	<u>106</u>

COUNTY LEGISLATOR
23RD DISTRICT
DEMOCRATIC PRIMARY

LEGISLATIVE DISTRICT OR TOWN	ELECTION DISTRICT	TOTAL VOTES	LINDA M HASMAN 1A	SCOTTY GINETT 2A	TODD PATRICK GRADY 3A	SCATTER	BLANK AND VOID
Leg. Dist. 23							
	1/6/9	124	68	18	31	0	7
	2/3	93	51	18	16	1	7
	4/12/22	285	161	32	79	0	13
	5/7	113	50	32	18	0	13
	8/14	126	61	35	20	0	10
	10/20	175	96	36	37	0	6
	11/28	151	67	47	23	0	14
	13	66	38	19	7	0	2
	15/23/29	70	32	25	7	0	6
	16/17/27	162	75	34	47	1	5
	18/19	189	72	39	70	0	8
	21	83	48	9	21	0	5
	24	66	22	14	23	1	6
	25/26	329	113	45	160	0	11
Leg. Dist. 23		2,032	954	403	559	3	113
Brighton							
	7/15/34	123	59	5	58	1	0
	11/24	104	57	8	36	2	1
Brighton		227	116	13	94	3	1
GRAND TOTAL:		2,259	1,070	416	653	6	114

COUNTY LEGISLATOR
25TH DISTRICT
DEMOCRATIC PRIMARY

LEGISLATIVE DISTRICT OR TOWN	ELECTION DISTRICT	TOTAL VOTES	MONTGOMERY BRYANT 1A	JOHN F LIGHTFOOT 2A	SCATTER	BLANK AND VOID
Leg. Dist. 25						
	1/9/22	164	52	98	0	14
	2	68	12	48	0	8
	3	131	25	101	0	5
	4/6/14/24/26/27	136	52	75	0	9
	5/10	173	46	108	0	19
	7/13	138	19	89	0	30
	8	62	8	43	0	11
	11	29	7	19	0	3
	12 /28	69	29	34	0	6
	15/18	120	23	80	0	17
	16	32	8	21	0	3
	17	47	9	34	0	4
	19	17	8	7	0	2
	20	24	13	10	0	1
	21	38	9	22	0	7
	23	2	0	1	0	1
	25	114	34	53	0	27
	29/30	63	22	36	0	5
GRAND TOTAL:		<u>1,427</u>	<u>376</u>	<u>879</u>	<u>0</u>	<u>172</u>

COUNTY LEGISLATOR
26TH DISTRICT
DEMOCRATIC PRIMARY

LEGISLATIVE DISTRICT OR TOWN	ELECTION DISTRICT	TOTAL VOTES	TONY MICCICHE 1A	YVERSHA M ROMAN 2A	SCATTER	BLANK AND VOID
Leg. Dist. 26						
	1/13/14	196	72	117	0	7
	2/12/17	130	61	63	0	6
	3/4/5/11	159	57	86	1	15
	6	51	13	30	0	8
	7/8	84	22	52	0	10
	9	60	16	34	0	10
	10/15	105	32	62	0	11
	16	46	17	27	0	2
Leg. Dist. 26		<u>831</u>	<u>290</u>	<u>471</u>	<u>1</u>	<u>69</u>
CITY		<u>831</u>	<u>290</u>	<u>471</u>	<u>1</u>	<u>69</u>
Gates						
	1/11/12	53	13	40	0	0
	2	11	7	4	0	0
	6	26	8	18	0	0
	13/17/29	59	36	23	0	0
	16	18	3	15	0	0
	33	13	5	8	0	0
Gates		<u>180</u>	<u>72</u>	<u>108</u>	<u>0</u>	<u>0</u>
Greece						
	21	16	6	10	0	0
	32	21	5	16	0	0
	63	19	7	12	0	0
Greece		<u>56</u>	<u>18</u>	<u>38</u>	<u>0</u>	<u>0</u>
TOWNS		<u>236</u>	<u>90</u>	<u>146</u>	<u>0</u>	<u>0</u>
GRAND TOTAL:		<u><u>1,067</u></u>	<u><u>380</u></u>	<u><u>617</u></u>	<u><u>1</u></u>	<u><u>69</u></u>

COUNTY LEGISLATOR
27TH DISTRICT
DEMOCRATIC PRIMARY

LEGISLATIVE DISTRICT OR TOWN	ELECTION DISTRICT	TOTAL VOTES	EBONY P DUKES 1A	SABRINA A LAMAR 2A	SCATTER	BLANK AND VOID
Leg. Dist. 27						
	1 /2	189	84	89	0	16
	3 /16	154	50	80	0	24
	4 /5	198	67	98	0	33
	6	76	17	42	0	17
	7/12	127	34	71	0	22
	8	172	29	97	1	45
	9	128	39	67	0	22
	10/11	145	61	66	0	18
	13/21	144	48	72	0	24
	14	82	42	26	0	14
	15	104	40	43	0	21
	17	87	31	33	0	23
	18	33	9	20	0	4
	19/23	154	49	81	0	24
	20	45	14	24	0	7
	22	44	11	26	0	7
	25/26	41	6	27	0	8
GRAND TOTAL:		<u>1,923</u>	<u>631</u>	<u>962</u>	<u>1</u>	<u>329</u>

CITY COURT JUDGE
DEMOCRATIC PRIMARY
(VOTE FOR 2)
SUMMARY

LEGISLATIVE DISTRICT OR TOWN	TOTAL VOTES	NICOLE MORRIS 4A	VAN H WHITE 5A	BARBARA E FARRELL 6A	MELISSA L BARRETT 7A	MARK S MUOIO 8A	AARON T FRAZIER 9A	SCATTER	BLANK AND VOID
Leg. Dist. 07	266	39	39	25	60	48	23	0	32
Leg. Dist. 16	0	0	0	0	0	0	0	0	0
Leg. Dist. 21	3,730	696	494	226	871	650	216	2	575
Leg. Dist. 22	1,878	321	406	97	550	91	130	1	282
Leg. Dist. 23	4,064	700	337	326	798	988	306	2	607
Leg. Dist. 24	2,352	378	257	173	505	582	174	0	283
Leg. Dist. 25	2,854	478	446	179	822	222	190	3	514
Leg. Dist. 26	1,662	265	238	126	369	195	125	0	344
Leg. Dist. 27	3,846	608	719	148	1,218	208	368	7	570
Leg. Dist. 28	1,486	287	259	70	415	102	119	0	234
Leg. Dist. 29	1,974	358	359	92	571	166	164	2	262
GRAND TOTAL:	24,112	4,130	3,554	1,462	6,179	3,252	1,815	17	3,703

CITY COURT JUDGE
DEMOCRATIC PRIMARY
(VOTE FOR 2)
DETAIL

LEGISLATIVE DISTRICT OR TOWN	ELECTION DISTRICT	TOTAL VOTES	NICOLE MORRIS	VAN H WHITE	BARBARA E FARRELL	MELISSA L BARRETT	MARK S MUIOIO	AARON T FRAZIER	SCATTER	BLANK AND VOID
			4A	5A	6A	7A	8A	9A		
Leg. Dist. 07										
	1	146	21	18	14	28	33	10	0	22
	2	120	18	21	11	32	15	13	0	10
Leg. Dist. 07		266	39	39	25	60	48	23	0	32
Leg. Dist. 16										
	1	0	0	0	0	0	0	0	0	0
Leg. Dist. 16		0	0	0	0	0	0	0	0	0
Leg. Dist. 21										
	1 /24	422	74	39	35	78	113	23	0	60
	2/14/20	262	50	16	10	63	63	12	0	48
	3/4/16	234	39	34	7	63	29	11	0	51
	5/23	274	34	50	13	63	53	28	0	33
	6	196	28	22	27	39	33	12	0	35
	7	236	49	21	10	67	50	10	1	28
	8/17	246	64	38	10	61	37	12	0	24
	9	118	24	12	7	27	23	11	0	14
	10	282	36	34	26	62	66	9	0	49
	11	120	28	23	5	37	10	8	0	9
	12	288	53	19	18	60	57	21	0	60
	13	112	33	13	5	19	17	5	0	20
	15	224	44	29	10	53	35	18	0	35
	18/26	190	40	29	11	43	21	14	0	32
	19/21	172	40	46	6	39	13	8	0	20
	22	158	35	28	9	40	12	8	1	25
	25 /27	196	25	41	17	57	18	6	0	32
Leg. Dist. 21		3,730	696	494	226	871	650	216	2	575
Leg. Dist. 22										
	1/17	168	29	41	10	50	5	13	0	20
	2/13	78	6	19	3	23	1	4	0	22
	3	66	12	7	6	22	3	3	0	13
	4/16/19	78	13	18	6	25	3	4	0	9
	5/29-13	112	22	33	1	33	4	9	0	10
	6	108	21	22	6	37	5	3	1	13
	7	86	12	14	2	17	2	3	0	36

CITY COURT JUDGE
DEMOCRATIC PRIMARY
(VOTE FOR 2)
DETAIL

LEGISLATIVE DISTRICT OR TOWN	ELECTION DISTRICT	TOTAL VOTES	NICOLE MORRIS	VAN H WHITE	BARBARA E FARRELL	MELISSA L BARRETT	MARK S MUIOIO	AARON T FRAZIER	SCATTER	BLANK AND VOID
			4A	5A	6A	7A	8A	9A		
Leg. Dist. 22										
	8/22	138	26	35	6	44	3	10	0	14
	9/10	124	22	33	5	37	2	7	0	18
	11/21	178	27	38	8	48	14	7	0	36
	12/23	88	16	16	7	31	4	4	0	10
	14/15	128	26	28	6	36	7	12	0	13
	18	46	9	10	6	10	3	2	0	6
	20/24	114	20	30	3	32	1	15	0	13
	25	218	38	32	15	60	20	24	0	29
	26	58	12	8	4	11	9	3	0	11
	27	90	10	22	3	34	5	7	0	9
Leg. Dist. 22		1,878	321	406	97	550	91	130	1	282
Leg. Dist. 23										
	1/6/9	248	30	20	18	56	68	20	0	36
	2/3	186	40	13	17	34	31	14	1	36
	4/12/22	570	96	49	51	105	137	37	0	95
	5/7	226	38	10	18	44	59	21	1	35
	8/14	252	41	23	21	39	61	19	0	48
	10/20	350	57	26	23	72	91	34	0	47
	11/28	302	63	23	24	57	68	18	0	49
	13	132	20	10	11	24	28	14	0	25
	15/23/29	140	26	18	9	29	20	14	0	24
	16/17/27	324	67	30	26	64	90	17	0	30
	18/19	378	79	34	34	71	83	26	0	51
	21	166	27	14	11	28	47	7	0	32
	24	132	23	15	9	29	21	9	0	26
	25/26	658	93	52	54	146	184	56	0	73
Leg. Dist. 23		4,064	700	337	326	798	988	306	2	607
Leg. Dist. 24										
	1/13	426	54	64	31	87	102	30	0	58
	2/23	238	30	25	17	54	70	17	0	25
	3/6/22	236	34	24	18	54	66	11	0	29
	4	162	31	19	8	36	36	10	0	22
	5	148	20	9	13	30	49	9	0	18

CITY COURT JUDGE
DEMOCRATIC PRIMARY
(VOTE FOR 2)
DETAIL

LEGISLATIVE DISTRICT OR TOWN	ELECTION DISTRICT	TOTAL VOTES	NICOLE MORRIS	VAN H WHITE	BARBARA E FARRELL	MELISSA L BARRETT	MARK S MUOIO	AARON T FRAZIER	SCATTER	BLANK AND VOID
			4A	5A	6A	7A	8A	9A		
Leg. Dist. 24										
	7/19	44	7	2	5	8	12	4	0	6
	8/9	118	28	13	4	22	28	17	0	6
	10	236	47	14	18	46	60	20	0	31
	11/12	52	13	12	4	11	6	4	0	2
	14/20/21	230	36	22	15	50	65	21	0	21
	15	176	24	28	17	42	22	12	0	31
	16/18	234	41	18	18	59	53	18	0	27
	17	34	10	6	4	3	5	1	0	5
	24	18	3	1	1	3	8	0	0	2
Leg. Dist. 24		2,352	378	257	173	505	582	174	0	283
Leg. Dist. 25										
	1/9/22	328	56	51	15	110	31	25	0	40
	2	136	15	26	10	43	3	4	0	35
	3	262	39	54	16	87	14	20	0	32
	4/6/14/24/26/27	272	52	33	29	66	47	21	0	24
	5/10	346	56	45	12	119	25	31	0	58
	7/13	276	39	51	10	69	5	13	1	88
	8	124	29	18	5	42	3	4	1	22
	11	58	10	10	2	21	1	4	0	10
	12 /28	138	31	15	12	30	24	7	0	19
	15/18	240	42	51	10	76	4	13	0	44
	16	64	10	9	2	19	3	7	0	14
	17	94	19	20	2	29	1	6	0	17
	19	34	5	3	7	6	5	3	0	5
	20	48	7	6	2	16	8	5	0	4
	21	76	13	11	4	15	4	6	1	22
	23	4	0	0	0	2	2	0	0	0
	25	228	25	31	19	55	23	12	0	63
	29/30	126	30	12	22	17	19	9	0	17
Leg. Dist. 25		2,854	478	446	179	822	222	190	3	514
Leg. Dist. 26										
	1/13/14	392	60	43	44	79	54	36	0	76
	2/12/17	260	44	42	19	48	33	21	0	53

CITY COURT JUDGE
DEMOCRATIC PRIMARY
(VOTE FOR 2)
DETAIL

LEGISLATIVE DISTRICT OR TOWN	ELECTION DISTRICT	TOTAL VOTES	NICOLE MORRIS	VAN H WHITE	BARBARA E FARRELL	MELISSA L BARRETT	MARK S MUIOIO	AARON T FRAZIER	SCATTER	BLANK AND VOID
			4A	5A	6A	7A	8A	9A		
Leg. Dist. 26										
	3/4/5/11	318	64	35	21	66	39	17	0	76
	6	102	17	20	2	34	6	3	0	20
	7/8	168	19	38	11	56	10	11	0	23
	9	120	17	20	6	23	16	9	0	29
	10/15	210	35	29	14	49	16	25	0	42
	16	92	9	11	9	14	21	3	0	25
Leg. Dist. 26		1,662	265	238	126	369	195	125	0	344
Leg. Dist. 27										
	1 /2	378	56	86	13	122	16	55	2	28
	3 /16	308	59	59	10	100	25	26	0	29
	4 /5	396	65	71	8	128	40	40	0	44
	6	152	17	25	5	54	4	13	0	34
	7/12	254	43	43	15	76	8	24	0	45
	8	344	57	48	18	103	6	29	2	81
	9	256	36	45	11	71	20	35	0	38
	10/11	290	63	49	10	91	23	22	1	31
	13/21	288	45	40	11	92	22	32	0	46
	14	164	25	39	3	51	3	13	0	30
	15	208	32	43	5	72	5	19	0	32
	17	174	31	33	5	47	6	10	0	42
	18	66	14	20	2	21	3	2	0	4
	19/23	308	35	66	16	109	12	23	0	47
	20	90	11	21	4	31	6	7	0	10
	22	88	13	17	6	24	4	11	2	11
	25/26	82	6	14	6	26	5	7	0	18
Leg. Dist. 27		3,846	608	719	148	1,218	208	368	7	570
Leg. Dist. 28										
	1/2	134	33	21	6	29	10	12	0	23
	3	48	10	6	4	14	4	5	0	5
	4/10	110	15	27	8	38	1	11	0	10
	5	46	9	9	0	19	3	0	0	6
	6/18	232	47	34	11	70	27	18	0	25
	7/17	134	28	28	4	42	10	11	0	11

CITY COURT JUDGE
DEMOCRATIC PRIMARY
(VOTE FOR 2)
DETAIL

LEGISLATIVE DISTRICT OR TOWN	ELECTION DISTRICT	TOTAL VOTES	NICOLE MORRIS	VAN H WHITE	BARBARA E FARRELL	MELISSA L BARRETT	MARK S MUOIO	AARON T FRAZIER	SCATTER	BLANK AND VOID
			4A	5A	6A	7A	8A	9A		
Leg. Dist. 28										
	8	120	24	26	3	36	5	3	0	23
	9/20	168	38	23	6	46	9	25	0	21
	11/16	128	19	22	10	40	4	8	0	25
	12	44	4	6	3	9	2	4	0	16
	13/15	98	31	17	3	21	3	4	0	19
	14/22	98	15	17	5	23	7	9	0	22
	19	0	0	0	0	0	0	0	0	0
	21	126	14	23	7	28	17	9	0	28
Leg. Dist. 28		<u>1,486</u>	<u>287</u>	<u>259</u>	<u>70</u>	<u>415</u>	<u>102</u>	<u>119</u>	<u>0</u>	<u>234</u>
Leg. Dist. 29										
	1/2/26	80	21	14	3	20	4	5	0	13
	3/8/9	150	23	35	6	50	6	11	0	19
	4/6	160	37	26	10	48	12	10	0	17
	5/10	186	33	32	6	60	12	20	0	23
	7/17	126	20	18	8	27	23	11	0	19
	11/14	112	14	16	5	38	12	15	0	12
	12	46	6	12	2	12	4	5	0	5
	15/16/19	134	25	32	2	42	6	11	0	16
	18/21	188	37	26	6	45	33	15	0	26
	20	166	34	41	3	52	2	11	0	23
	22	106	18	20	8	37	4	5	0	14
	23	172	22	24	15	37	27	28	0	19
	24	120	24	23	3	35	6	7	1	21
	25/28	228	44	40	15	68	15	10	1	35
Leg. Dist. 29		<u>1,974</u>	<u>358</u>	<u>359</u>	<u>92</u>	<u>571</u>	<u>166</u>	<u>164</u>	<u>2</u>	<u>262</u>
GRAND TOTAL:		<u><u>24,112</u></u>	<u><u>4,130</u></u>	<u><u>3,554</u></u>	<u><u>1,462</u></u>	<u><u>6,179</u></u>	<u><u>3,252</u></u>	<u><u>1,815</u></u>	<u><u>17</u></u>	<u><u>3,703</u></u>

MEMBER OF CITY COUNCIL
EAST DISTRICT
DEMOCRATIC PRIMARY

LEGISLATIVE DISTRICT OR TOWN	ELECTION DISTRICT	TOTAL VOTES	STANLEY MARTIN	BRYCE T MILLER	MARY LUPIEN	WAYNE P HARRIS	MICHAEL F GERACI	SCATTER	BLANK AND VOID
			10A	11A	12A	13A	14A		
Leg. Dist. 21									
	1 /24	211	23	15	132	6	31	0	4
	2/14/20	131	22	4	86	5	13	0	1
	5/23	137	19	24	68	15	9	0	2
	6	98	5	7	66	11	4	0	5
	7	118	13	6	61	13	14	2	9
	8/17	123	15	7	80	10	6	0	5
	9	59	6	0	41	1	11	0	0
	10	141	8	7	81	8	26	0	11
	12	144	29	8	68	10	18	0	11
	13	56	11	1	38	4	1	0	1
	15	112	12	7	69	11	6	0	7
	18/26	95	20	4	49	10	3	0	9
	19/21	86	9	7	46	14	6	0	4
	22	79	21	7	33	9	1	1	7
	25 /27	98	15	4	48	19	9	0	3
Leg. Dist. 21		1,688	228	108	966	146	158	3	79
Leg. Dist. 22									
	25	109	8	4	56	20	16	0	5
Leg. Dist. 22		109	8	4	56	20	16	0	5
Leg. Dist. 23									
	1/6/9	124	8	3	65	7	35	0	6
	2/3	93	16	3	65	3	5	0	1
	4/12/22	285	19	4	194	15	51	0	2
	5/7	113	12	5	67	8	19	0	2
	8/14	126	14	8	76	13	11	0	4
	10/20	175	8	5	113	11	29	0	9
	11/28	151	15	2	88	17	26	0	3
	13	66	6	2	38	1	18	0	1
	15/23/29	70	18	3	35	5	9	0	0
	16/17/27	162	23	10	88	12	27	0	2
	18/19	189	16	13	90	18	50	0	2
	21	83	11	8	43	9	12	0	0
	24	66	5	4	29	8	16	0	4
	25/26	329	15	14	154	33	105	0	8
Leg. Dist. 23		2,032	186	84	1,145	160	413	0	44
Leg. Dist. 24									
	1/13	213	14	1	170	3	22	0	3
	2/23	119	4	4	89	9	11	0	2
	4	81	19	2	50	7	2	0	1
	10	118	16	1	83	7	10	0	1
	15	88	14	9	43	11	4	1	6
	16/18	117	21	6	75	3	7	0	5
	24	9	1	0	4	1	3	0	0
Leg. Dist. 24		745	89	23	514	41	59	1	18
Leg. Dist. 25									
	19	17	1	0	6	4	4	0	2
Leg. Dist. 25		17	1	0	6	4	4	0	2
GRAND TOTAL:		4,591	512	219	2,687	371	650	4	148

MEMBER OF CITY COUNCIL
NORTHEAST DISTRICT
DEMOCRATIC PRIMARY

LEGISLATIVE DISTRICT OR TOWN	ELECTION DISTRICT	TOTAL VOTES	NORMAN L SIMMONS, JR 10A	MICHAEL A PATTERSON 11A	SCATTER	BLANK AND VOID
Leg. Dist. 16	1	0	0	0	0	0
Leg. Dist. 16		0	0	0	0	0
Leg. Dist. 21	3/4/16	117	30	79	3	5
	11	60	15	41	0	4
Leg. Dist. 21		177	45	120	3	9
Leg. Dist. 22	1/17	84	22	55	0	7
	2/13	39	12	18	0	9
	3	33	11	13	0	9
	4/16/19	39	13	18	0	8
	5/29-13	56	24	28	1	3
	6	54	17	29	0	8
	7	43	27	8	0	8
	8/22	69	22	40	0	7
	9/10	62	19	36	0	7
	11/21	89	28	48	0	13
	12/23	44	17	21	0	6
	14/15	64	18	42	0	4
	18	23	7	13	0	3
	20/24	57	18	30	0	9
	26	29	9	15	0	5
	27	45	8	35	0	2
Leg. Dist. 22		830	272	449	1	108
Leg. Dist. 25	25	114	38	51	1	24
Leg. Dist. 25		114	38	51	1	24
Leg. Dist. 29	1/2/26	40	14	23	0	3
	3/8/9	75	27	42	0	6
	4/6	80	29	43	0	8
	5/10	93	30	54	1	8
	11/14	56	10	43	1	2
	12	23	9	14	0	0
	15/16/19	67	23	33	0	11
	18/21	94	31	45	0	18
	20	83	23	51	0	9
	22	53	8	41	0	4
	23	86	12	70	0	4
	24	60	10	41	0	9
	25/28	114	24	65	1	24
Leg. Dist. 29		924	250	565	3	106
GRAND TOTAL:		2,045	605	1,185	8	247

MEMBER OF CITY COUNCIL
NORTHWEST DISTRICT
DEMOCRATIC PRIMARY

LEGISLATIVE DISTRICT OR TOWN	ELECTION DISTRICT	TOTAL VOTES	LETICIA D ASTACIO 10A	JOSE M PEO 11A	LASHANA D BOOSE 12A	SCATTER	BLANK AND VOID
Leg. Dist. 07	1	73	4	55	14	0	0
	2	60	14	21	24	0	1
Leg. Dist. 07		133	18	76	38	0	1
Leg. Dist. 25	16	32	11	4	14	2	1
	21	38	14	9	13	0	2
Leg. Dist. 25		70	25	13	27	2	3
Leg. Dist. 26	1/13/14	196	15	126	50	0	5
	2/12/17	130	30	71	27	0	2
	3/4/5/11	159	24	91	41	0	3
	6	51	20	5	25	0	1
	7/8	84	25	19	36	0	4
	9	60	10	24	24	0	2
	10/15	105	28	40	35	1	1
	16	46	4	39	3	0	0
Leg. Dist. 26		831	156	415	241	1	18
Leg. Dist. 27	18	33	10	4	18	0	1
	22	44	16	6	21	0	1
	25/26	41	14	8	17	0	2
Leg. Dist. 27		118	40	18	56	0	4
Leg. Dist. 28	1/2	67	20	16	24	0	7
	3	24	9	2	11	1	1
	4/10	55	10	8	31	0	6
	5	23	6	1	16	0	0
	6/18	116	21	44	44	0	7
	7/17	67	18	11	33	0	5
	8	60	19	16	23	0	2
	9/20	84	27	25	28	0	4
	11/16	64	16	8	30	0	10
	12	22	10	1	11	0	0
	13/15	49	12	5	27	0	5
	14/22	49	12	14	15	2	6
	19	0	0	0	0	0	0
	21	63	12	23	24	0	4
Leg. Dist. 28		743	192	174	317	3	57
Leg. Dist. 29	7/17	63	13	24	20	0	6
Leg. Dist. 29		63	13	24	20	0	6
GRAND TOTAL:		1,958	444	720	699	6	89

MEMBER OF CITY COUNCIL
SOUTH DISTRICT
DEMOCRATIC PRIMARY

LEGISLATIVE DISTRICT OR TOWN	ELECTION DISTRICT	TOTAL VOTES	LASHAY D HARRIS 10A	ANN C LEWIS 11A	SCATTER	BLANK AND VOID
Leg. Dist. 24						
	3/6/22	118	58	47	0	13
	5	74	40	27	0	7
	7/19	22	10	10	0	2
	8/9	59	28	28	1	2
	11/12	26	17	8	0	1
	14/20/21	115	60	41	1	13
	17	17	7	6	0	4
Leg. Dist. 24		431	220	167	2	42
Leg. Dist. 25						
	1/9/22	164	78	80	0	6
	2	68	33	31	0	4
	3	131	65	59	1	6
	4/6/14/24/26/27	136	76	55	0	5
	5/10	173	92	71	0	10
	7/13	138	62	55	1	20
	8	62	36	19	2	5
	11	29	23	5	0	1
	12 /28	69	37	29	1	2
	15/18	120	62	50	0	8
	17	47	29	17	0	1
	20	24	12	11	0	1
	23	2	1	1	0	0
	29/30	63	35	24	0	4
Leg. Dist. 25		1,226	641	507	5	73
Leg. Dist. 27						
	1 /2	189	112	69	1	7
	3 /16	154	119	29	0	6
	4 /5	198	117	76	1	4
	6	76	54	17	0	5
	7/12	127	83	41	0	3
	8	172	99	53	1	19
	9	128	83	39	0	6
	10/11	145	95	47	0	3
	13/21	144	96	36	0	12
	14	82	60	17	0	5
	15	104	59	39	1	5
	17	87	61	16	1	9
	19/23	154	104	40	0	10
	20	45	24	19	0	2
Leg. Dist. 27		1,805	1,166	538	5	96
GRAND TOTAL:		3,462	2,027	1,212	12	211

COMMISSIONER OF SCHOOLS
CITY OF ROCHESTER
DEMOCRATIC PRIMARY
(VOTE FOR 4)
SUMMARY 1 OF 2

LEGISLATIVE DISTRICT OR TOWN	TOTAL VOTES	ANDRIA L BRYANT	HOWARD J EAGLE	ROBERT K HOGGARD	BEATRIZ B LEBRON	JUDITH DAVIS	AMY K MALOY
		15A	16A	17A	18A	19A	20A
Leg. Dist. 07	532	39	32	24	68	48	58
Leg. Dist. 16	0	0	0	0	0	0	0
Leg. Dist. 21	7,460	588	378	297	941	614	834
Leg. Dist. 22	3,756	359	272	137	394	340	214
Leg. Dist. 23	8,128	469	329	493	1,051	591	1,284
Leg. Dist. 24	4,704	248	203	295	696	319	719
Leg. Dist. 25	5,708	580	385	219	586	484	367
Leg. Dist. 26	3,324	274	179	134	411	247	320
Leg. Dist. 27	7,692	697	525	250	853	664	424
Leg. Dist. 28	2,972	273	193	100	329	227	177
Leg. Dist. 29	3,948	387	295	141	457	389	219
GRAND TOTAL:	48,224	3,914	2,791	2,090	5,786	3,923	4,616

COMMISSIONER OF SCHOOLS
CITY OF ROCHESTER
DEMOCRATIC PRIMARY
(VOTE FOR 4)
SUMMARY 2 OF 2

LEGISLATIVE DISTRICT OR TOWN	TOTAL VOTES	WILLA POWELL 21A	RICARDO ADAMS 22A	ANTHONY L HALL, JR 23A	CLIFFORD A FLORENCE 24A	SCATTER	BLANK AND VOID
Leg. Dist. 07	532	54	37	44	23	0	105
Leg. Dist. 16	0	0	0	0	0	0	0
Leg. Dist. 21	7,460	808	686	482	374	17	1,441
Leg. Dist. 22	3,756	387	260	328	284	7	774
Leg. Dist. 23	8,128	938	727	443	223	31	1,549
Leg. Dist. 24	4,704	578	501	311	133	33	668
Leg. Dist. 25	5,708	554	396	364	441	9	1,323
Leg. Dist. 26	3,324	331	252	241	153	9	773
Leg. Dist. 27	7,692	857	674	540	661	16	1,531
Leg. Dist. 28	2,972	288	239	237	205	8	696
Leg. Dist. 29	3,948	440	309	345	303	10	653
GRAND TOTAL:	48,224	5,235	4,081	3,335	2,800	140	9,513

COMMISSIONER OF SCHOOLS
CITY OF ROCHESTER
DEMOCRATIC PRIMARY
(VOTE FOR 4)
DETAIL 1 OF 2

LEGISLATIVE DISTRICT OR TOWN	TOTAL VOTES	ANDRIA L BRYANT	HOWARD J EAGLE	ROBERT K HOGGARD	BEATRIZ B LEBRON	JUDITH DAVIS	AMY K MALOY
		15A	16A	17A	18A	19A	20A
Leg. Dist. 07							
1	292	20	12	16	35	23	36
2	240	19	20	8	33	25	22
Leg. Dist. 07	532	39	32	24	68	48	58
Leg. Dist. 16							
1	0	0	0	0	0	0	0
Leg. Dist. 16	0	0	0	0	0	0	0
Leg. Dist. 21							
1 /24	844	57	29	42	112	62	126
2/14/20	524	30	23	16	82	45	58
3/4/16	468	36	23	12	52	43	32
5/23	548	48	28	28	72	37	54
6	392	38	19	22	51	31	48
7	472	40	21	13	65	35	76
8/17	492	34	34	14	57	52	46
9	236	22	11	13	28	17	28
10	564	39	23	41	79	38	87
11	240	24	10	7	33	24	18
12	576	34	21	20	68	32	74
13	224	15	12	6	26	23	22
15	448	31	27	20	52	32	57
18/26	380	36	21	9	48	34	29
19/21	344	32	25	16	36	37	27
22	316	43	23	5	32	33	25
25 /27	392	29	28	13	48	39	27
Leg. Dist. 21	7,460	588	378	297	941	614	834
Leg. Dist. 22							
1/17	336	39	15	9	38	36	13
2/13	156	16	9	5	10	11	3
3	132	9	10	2	18	12	9
4/16/19	156	20	10	3	19	14	8
5/29-13	224	22	16	6	19	18	13
6	216	22	14	11	22	17	13
7	172	7	16	4	10	9	3
8/22	276	35	20	12	29	32	10
9/10	248	21	23	4	24	23	8
11/21	356	29	28	13	33	26	24
12/23	176	19	11	4	23	12	6
14/15	256	27	24	10	28	33	15
18	92	15	4	4	11	11	6
20/24	228	23	21	5	28	21	12
25	436	31	29	30	50	39	44
26	116	10	4	9	15	8	18
27	180	14	18	6	17	18	9
Leg. Dist. 22	3,756	359	272	137	394	340	214
Leg. Dist. 23							
1/6/9	496	32	38	38	44	42	69

COMMISSIONER OF SCHOOLS
CITY OF ROCHESTER
DEMOCRATIC PRIMARY
(VOTE FOR 4)
DETAIL 1 OF 2

LEGISLATIVE DISTRICT OR TOWN	TOTAL VOTES	ANDRIA L BRYANT	HOWARD J EAGLE	ROBERT K HOGGARD	BEATRIZ B LEBRON	JUDITH DAVIS	AMY K MALOY
		15A	16A	17A	18A	19A	20A
Leg. Dist. 23							
2/3	372	21	16	23	50	29	41
4/12/22	1,140	56	42	62	155	79	188
5/7	452	23	16	20	69	31	71
8/14	504	31	17	22	75	39	84
10/20	700	27	26	59	95	40	123
11/28	604	37	11	32	87	38	86
13	264	13	10	18	36	15	42
15/23/29	280	19	13	13	36	15	37
16/17/27	648	44	35	42	76	45	99
18/19	756	55	23	35	90	68	118
21	332	21	16	35	38	27	51
24	264	19	12	18	30	21	35
25/26	1,316	71	54	76	170	102	240
Leg. Dist. 23	8,128	469	329	493	1,051	591	1,284
Leg. Dist. 24							
1/13	852	31	29	43	136	41	150
2/23	476	16	15	30	77	17	86
3/6/22	472	25	18	36	69	32	82
4	324	20	19	24	57	27	37
5	296	14	14	20	34	23	51
7/19	88	4	6	2	15	6	15
8/9	236	16	9	14	36	25	34
10	472	26	21	38	72	31	75
11/12	104	13	8	3	11	12	7
14/20/21	460	24	22	32	71	30	69
15	352	32	18	13	44	32	35
16/18	468	22	13	30	65	35	70
17	68	4	9	4	5	5	4
24	36	1	2	6	4	3	4
Leg. Dist. 24	4,704	248	203	295	696	319	719
Leg. Dist. 25							
1/9/22	656	68	38	27	59	60	47
2	272	29	19	13	27	17	9
3	524	64	48	15	44	59	24
4/6/14/24/26/27	544	57	27	36	74	54	59
5/10	692	79	48	24	65	60	44
7/13	552	40	46	13	39	34	19
8	248	29	20	8	21	22	6
11	116	14	5	2	12	8	5
12 /28	276	17	18	21	43	25	27
15/18	480	64	43	14	42	45	20
16	128	12	9	3	12	12	8
17	188	16	16	2	22	17	6
19	68	4	5	7	8	6	11
20	96	6	3	7	14	9	9
21	152	12	8	4	15	11	8

COMMISSIONER OF SCHOOLS
CITY OF ROCHESTER
DEMOCRATIC PRIMARY
(VOTE FOR 4)
DETAIL 1 OF 2

LEGISLATIVE DISTRICT OR TOWN	TOTAL VOTES	ANDRIA L BRYANT 15A	HOWARD J EAGLE 16A	ROBERT K HOGGARD 17A	BEATRIZ B LEBRON 18A	JUDITH DAVIS 19A	AMY K MALOY 20A
Leg. Dist. 25							
23	8	0	1	0	1	1	1
25	456	45	18	10	49	27	32
29/30	252	24	13	13	39	17	32
Leg. Dist. 25	5,708	580	385	219	586	484	367
Leg. Dist. 26							
1/13/14	784	54	40	35	93	55	106
2/12/17	520	39	37	18	67	41	46
3/4/5/11	636	59	28	30	76	49	52
6	204	17	15	2	27	17	12
7/8	336	37	22	15	41	30	24
9	240	19	12	8	35	9	17
10/15	420	32	20	17	51	30	42
16	184	17	5	9	21	16	21
Leg. Dist. 26	3,324	274	179	134	411	247	320
Leg. Dist. 27							
1/2	756	82	63	22	84	69	38
3/16	616	44	36	28	84	51	42
4/5	792	72	62	39	96	74	55
6	304	25	19	5	30	20	16
7/12	508	47	30	14	47	45	25
8	688	63	42	14	57	56	33
9	512	38	27	25	56	42	40
10/11	580	54	35	22	71	59	39
13/21	576	42	33	9	69	45	24
14	328	26	24	10	33	28	10
15	416	48	40	10	44	35	23
17	348	27	23	14	37	28	18
18	132	12	17	4	16	7	7
19/23	616	71	40	21	80	60	30
20	180	17	16	5	18	17	7
22	176	14	11	6	13	18	10
25/26	164	15	7	2	18	10	7
Leg. Dist. 27	7,692	697	525	250	853	664	424
Leg. Dist. 28							
1/2	268	24	16	4	30	21	11
3	96	9	10	8	11	3	7
4/10	220	26	13	11	22	23	11
5	92	7	9	3	14	7	9
6/18	464	36	25	12	64	42	37
7/17	268	32	25	12	30	24	14
8	240	24	10	12	24	15	15
9/20	336	28	26	11	34	30	22
11/16	256	31	15	5	25	14	14
12	88	4	3	4	7	4	4
13/15	196	17	10	4	22	19	10
14/22	196	18	13	8	25	10	9

COMMISSIONER OF SCHOOLS
CITY OF ROCHESTER
DEMOCRATIC PRIMARY
(VOTE FOR 4)
DETAIL 1 OF 2

LEGISLATIVE DISTRICT OR TOWN	TOTAL VOTES	ANDRIA L BRYANT	HOWARD J EAGLE	ROBERT K HOGGARD	BEATRIZ B LEBRON	JUDITH DAVIS	AMY K MALOY
		15A	16A	17A	18A	19A	20A
Leg. Dist. 28							
19	0	0	0	0	0	0	0
21	252	17	18	6	21	15	14
Leg. Dist. 28	2,972	273	193	100	329	227	177
Leg. Dist. 29							
1/2/26	160	19	14	3	17	12	7
3/8/9	300	29	23	7	38	25	17
4/6	320	31	25	12	40	30	18
5/10	372	30	30	9	54	34	17
7/17	252	17	16	14	33	19	26
11/14	224	23	25	7	23	22	17
12	92	8	3	3	12	8	2
15/16/19	268	27	18	9	26	22	6
18/21	376	18	24	19	49	32	41
20	332	43	27	10	28	35	9
22	212	26	14	8	22	25	8
23	344	34	40	18	41	49	12
24	240	30	5	6	31	22	16
25/28	456	52	31	16	43	54	23
Leg. Dist. 29	3,948	387	295	141	457	389	219
GRAND TOTAL:	48,224	3,914	2,791	2,090	5,786	3,923	4,616

COMMISSIONER OF SCHOOLS
CITY OF ROCHESTER
DEMOCRATIC PRIMARY
(VOTE FOR 4)
DETAIL 2 OF 2

LEGISLATIVE DISTRICT OR TOWN		TOTAL VOTES	WILLA POWELL 21A	RICARDO ADAMS 22A	ANTHONY L HALL, JR 23A	CLIFFORD A FLORENCE 24A	SCATTER	BLANK AND VOID
Leg. Dist. 07								
	1	292	30	23	20	11	0	66
	2	240	24	14	24	12	0	39
Leg. Dist. 07		532	54	37	44	23	0	105
Leg. Dist. 16								
	1	0	0	0	0	0	0	0
Leg. Dist. 16		0	0	0	0	0	0	0
Leg. Dist. 21								
	1 /24	844	92	85	44	30	4	161
	2/14/20	524	46	56	38	21	1	108
	3/4/16	468	43	39	43	30	0	115
	5/23	548	66	54	34	37	0	90
	6	392	47	37	25	12	0	62
	7	472	43	43	27	16	0	93
	8/17	492	59	47	35	25	0	89
	9	236	23	28	14	7	0	45
	10	564	68	44	26	19	5	95
	11	240	29	25	20	25	0	25
	12	576	61	55	28	18	3	162
	13	224	24	22	13	12	0	49
	15	448	46	36	33	22	0	92
	18/26	380	45	34	18	24	3	79
	19/21	344	40	28	29	27	0	47
	22	316	32	20	22	20	1	60
	25 /27	392	44	33	33	29	0	69
Leg. Dist. 21		7,460	808	686	482	374	17	1,441
Leg. Dist. 22								
	1/17	336	37	25	31	27	0	66
	2/13	156	14	4	14	8	0	62
	3	132	9	14	13	5	0	31
	4/16/19	156	16	10	14	18	0	24
	5/29-13	224	29	18	20	17	0	46
	6	216	19	16	16	15	1	50
	7	172	7	8	35	12	0	61
	8/22	276	33	16	23	29	0	37
	9/10	248	25	13	21	20	0	66
	11/21	356	33	33	29	16	0	92
	12/23	176	20	10	18	18	0	35
	14/15	256	30	12	17	35	1	24
	18	92	8	5	13	6	0	9
	20/24	228	26	18	15	20	1	38
	25	436	46	33	32	24	0	78
	26	116	14	8	3	1	4	22
	27	180	21	17	14	13	0	33
Leg. Dist. 22		3,756	387	260	328	284	7	774
Leg. Dist. 23								
	1/6/9	496	47	37	21	21	4	103

COMMISSIONER OF SCHOOLS
CITY OF ROCHESTER
DEMOCRATIC PRIMARY
(VOTE FOR 4)
DETAIL 2 OF 2

LEGISLATIVE DISTRICT OR TOWN	TOTAL VOTES	WILLA POWELL 21A	RICARDO ADAMS 22A	ANTHONY L HALL, JR 23A	CLIFFORD A FLORENCE 24A	SCATTER	BLANK AND VOID
Leg. Dist. 23							
2/3	372	38	39	18	10	2	85
4/12/22	1,140	126	105	57	26	6	238
5/7	452	57	42	30	17	5	71
8/14	504	53	45	33	15	3	87
10/20	700	94	81	40	14	1	100
11/28	604	71	58	37	8	2	137
13	264	30	23	14	2	1	60
15/23/29	280	30	27	25	15	0	50
16/17/27	648	84	65	43	12	2	101
18/19	756	84	60	39	27	0	157
21	332	36	28	15	7	4	54
24	264	26	19	14	12	1	57
25/26	1,316	162	98	57	37	0	249
Leg. Dist. 23	8,128	938	727	443	223	31	1,549
Leg. Dist. 24							
1/13	852	129	97	46	22	6	122
2/23	476	56	63	25	14	5	72
3/6/22	472	62	54	30	7	0	57
4	324	31	36	27	11	0	35
5	296	35	28	24	9	4	40
7/19	88	12	10	4	3	0	11
8/9	236	36	28	16	4	0	18
10	472	52	40	34	8	4	71
11/12	104	15	4	9	13	0	9
14/20/21	460	56	63	37	11	8	37
15	352	34	19	26	10	1	88
16/18	468	47	54	27	15	5	85
17	68	7	3	3	5	0	19
24	36	6	2	3	1	0	4
Leg. Dist. 24	4,704	578	501	311	133	33	668
Leg. Dist. 25							
1/9/22	656	64	59	49	50	0	135
2	272	23	17	12	27	0	79
3	524	50	34	35	55	0	96
4/6/14/24/26/27	544	55	56	38	23	0	65
5/10	692	82	41	48	60	0	141
7/13	552	51	20	23	47	1	219
8	248	24	14	24	23	0	57
11	116	7	7	6	10	0	40
12 /28	276	35	35	15	10	0	30
15/18	480	45	20	38	45	2	102
16	128	14	5	6	14	0	33
17	188	22	9	14	23	0	41
19	68	7	3	2	3	0	12
20	96	6	8	10	4	0	20
21	152	11	11	6	7	1	58

COMMISSIONER OF SCHOOLS
CITY OF ROCHESTER
DEMOCRATIC PRIMARY
(VOTE FOR 4)
DETAIL 2 OF 2

LEGISLATIVE DISTRICT OR TOWN	TOTAL VOTES	WILLA POWELL 21A	RICARDO ADAMS 22A	ANTHONY L HALL, JR 23A	CLIFFORD A FLORENCE 24A	SCATTER	BLANK AND VOID
Leg. Dist. 25							
23	8	0	1	1	0	0	2
25	456	31	25	22	23	1	173
29/30	252	27	31	15	17	4	20
Leg. Dist. 25	5,708	554	396	364	441	9	1,323
Leg. Dist. 26							
1/13/14	784	86	61	57	33	2	162
2/12/17	520	54	41	38	23	1	115
3/4/5/11	636	62	39	49	25	5	162
6	204	14	19	11	14	0	56
7/8	336	30	26	24	28	1	58
9	240	31	16	20	9	0	64
10/15	420	41	36	29	19	0	103
16	184	13	14	13	2	0	53
Leg. Dist. 26	3,324	331	252	241	153	9	773
Leg. Dist. 27							
1/2	756	103	70	63	82	1	79
3/16	616	65	67	47	53	4	95
4/5	792	77	80	42	62	1	132
6	304	39	32	19	22	1	76
7/12	508	66	46	39	45	1	103
8	688	67	54	44	56	4	198
9	512	47	60	30	24	0	123
10/11	580	70	41	50	44	1	94
13/21	576	68	56	45	49	0	136
14	328	27	18	26	28	0	98
15	416	39	33	27	43	0	74
17	348	43	22	24	38	0	74
18	132	21	12	18	12	0	6
19/23	616	72	45	33	60	2	102
20	180	26	18	7	15	0	34
22	176	13	13	17	13	0	48
25/26	164	14	7	9	15	1	59
Leg. Dist. 27	7,692	857	674	540	661	16	1,531
Leg. Dist. 28							
1/2	268	25	18	21	23	0	75
3	96	10	10	10	10	0	8
4/10	220	24	21	20	16	0	33
5	92	7	11	6	6	0	13
6/18	464	51	43	40	29	1	84
7/17	268	30	21	26	18	0	36
8	240	20	10	16	13	1	80
9/20	336	26	32	39	31	5	52
11/16	256	24	14	17	18	0	79
12	88	6	8	2	4	0	42
13/15	196	21	17	17	15	0	44
14/22	196	23	15	15	9	1	50

COMMISSIONER OF SCHOOLS
CITY OF ROCHESTER
DEMOCRATIC PRIMARY
(VOTE FOR 4)
DETAIL 2 OF 2

LEGISLATIVE DISTRICT OR TOWN	TOTAL VOTES	WILLA POWELL 21A	RICARDO ADAMS 22A	ANTHONY L HALL, JR 23A	CLIFFORD A FLORENCE 24A	SCATTER	BLANK AND VOID
Leg. Dist. 28							
19	0	0	0	0	0	0	0
21	252	21	19	8	13	0	100
Leg. Dist. 28	<u>2,972</u>	<u>288</u>	<u>239</u>	<u>237</u>	<u>205</u>	<u>8</u>	<u>696</u>
Leg. Dist. 29							
1/2/26	160	22	4	17	11	0	34
3/8/9	300	36	20	35	20	0	50
4/6	320	34	24	38	26	0	42
5/10	372	46	36	40	27	1	48
7/17	252	25	22	20	11	0	49
11/14	224	27	16	16	22	0	26
12	92	16	7	10	10	0	13
15/16/19	268	29	23	30	21	0	57
18/21	376	46	41	24	23	0	59
20	332	29	24	26	32	0	69
22	212	26	17	15	15	0	36
23	344	31	25	22	32	0	40
24	240	25	14	21	21	2	47
25/28	456	48	36	31	32	7	83
Leg. Dist. 29	<u>3,948</u>	<u>440</u>	<u>309</u>	<u>345</u>	<u>303</u>	<u>10</u>	<u>653</u>
GRAND TOTAL:	<u><u>48,224</u></u>	<u><u>5,235</u></u>	<u><u>4,081</u></u>	<u><u>3,335</u></u>	<u><u>2,800</u></u>	<u><u>140</u></u>	<u><u>9,513</u></u>

TOWN OF WEBSTER
TOWN SUPERVISOR
DEMOCRATIC PRIMARY

LEGISLATIVE DISTRICT OR TOWN	ELECTION DISTRICT	TOTAL VOTES	JOHN D HUTCHINGS	TOM FLAHERTY	SCATTER	BLANK AND VOID
			1A	2A		
Webster						
	1/2	62	12	49	0	1
	3/36	65	11	53	1	0
	4/14	43	4	39	0	0
	5/21	69	24	45	0	0
	6/11/15/43	63	16	47	0	0
	7/12/22	127	41	86	0	0
	8/13/18/19	108	26	82	0	0
	9/41	42	7	35	0	0
	10	28	8	20	0	0
	16/26	41	19	22	0	0
	17/20/42	75	13	61	1	0
	23 /32	62	15	47	0	0
	24	47	3	43	0	1
	25/38	33	11	22	0	0
	27/40	108	29	79	0	0
	28/33/34	70	10	60	0	0
	29	39	19	20	0	0
	30	23	5	18	0	0
	31/35	40	18	22	0	0
	37/39	115	37	77	1	0
GRAND TOTAL:		<u>1,260</u>	<u>328</u>	<u>927</u>	<u>3</u>	<u>2</u>

TOWN OF GREECE
MEMBER OF TOWN COUNCIL
WARD 2
REPUBLICAN PRIMARY

LEGISLATIVE DISTRICT OR TOWN	ELECTION DISTRICT	TOTAL VOTES	WILLIAM F MURPHY 1B	EDWARD A GARTZ 2B	SCATTER	BLANK AND VOID
Greece						
	3/52/73/85	88	73	15	0	0
	13	34	31	3	0	0
	15	23	8	15	0	0
	36/42/60/75/95	68	46	22	0	0
	39	15	13	2	0	0
	50/56	39	21	18	0	0
	51	12	11	1	0	0
	53/72/88	78	37	41	0	0
	58	13	7	6	0	0
	62/96/101	59	36	23	0	0
	64	16	10	6	0	0
	66	8	5	3	0	0
	69	19	14	5	0	0
	77	25	21	3	0	1
	80	33	26	6	0	1
	97	56	39	17	0	0
	104	12	11	0	1	0
GRAND TOTAL:		<u>598</u>	<u>409</u>	<u>186</u>	<u>1</u>	<u>2</u>

TOWN OF HAMLIN
TOWN SUPERVISOR
REPUBLICAN PRIMARY

LEGISLATIVE DISTRICT OR TOWN	ELECTION DISTRICT	TOTAL VOTES	JASON M BAXTER 1B	ERIC G PETERS 2B	SCATTER	BLANK AND VOID
Hamlin						
	1/6/8	87	25	60	1	1
	2/5	131	38	89	0	4
	3/7	152	48	97	2	5
	4	38	3	35	0	0
	9/10	135	38	87	4	6
GRAND TOTAL:		<u>543</u>	<u>152</u>	<u>368</u>	<u>7</u>	<u>16</u>

TOWN OF HAMLIN
TOWN CLERK
REPUBLICAN PRIMARY

LEGISLATIVE DISTRICT OR TOWN	ELECTION DISTRICT	TOTAL VOTES	PATTY JO GROENENDAAL 3B	KEYLEE A GILFILIAN 4B	SCATTER	BLANK AND VOID
Hamlin						
	1/6/8	87	45	41	0	1
	2/5	131	64	66	0	1
	3/7	152	73	76	0	3
	4	38	19	19	0	0
	9/10	135	74	61	0	0
GRAND TOTAL:		<u>543</u>	<u>275</u>	<u>263</u>	<u>0</u>	<u>5</u>

COUNTY COURT JUDGE
WORKING FAMILIES PRIMARY
(VOTE FOR 2)
SUMMARY

LEGISLATIVE DISTRICT OR TOWN	TOTAL VOTES	MICHAEL L DOLLINGER	KYLE R STEINEBACH	KAREN BAILEY TURNER	JOHN L DEMARCO	SCATTER	BLANK AND VOID
		1D	2D	3D	4D		
Leg. Dist. 07	2	1	0	1	0	0	0
Leg. Dist. 16	0	0	0	0	0	0	0
Leg. Dist. 21	14	2	1	4	3	0	4
Leg. Dist. 22	2	1	0	0	1	0	0
Leg. Dist. 23	16	4	1	3	4	0	4
Leg. Dist. 24	8	2	1	4	1	0	0
Leg. Dist. 25	8	1	1	0	2	1	3
Leg. Dist. 26	14	3	0	3	3	0	5
Leg. Dist. 27	16	4	0	7	1	2	2
Leg. Dist. 28	14	2	0	3	4	1	4
Leg. Dist. 29	14	2	1	5	3	0	3
CITY	108	22	5	30	22	4	25
Brighton	14	2	1	3	5	0	3
Chili	20	4	0	5	7	0	4
Clarkson	6	1	0	0	3	0	2
East Rochester	0	0	0	0	0	0	0
Gates	4	1	0	1	1	0	1
Greece	80	8	16	7	27	0	22
Hamlin	6	2	0	1	3	0	0
Henrietta	28	10	1	9	3	0	5
Irondequoit	70	15	4	21	20	2	8
Mendon	2	1	0	1	0	0	0
Ogden	10	2	3	4	1	0	0
Parma	2	0	0	0	1	0	1
Penfield	56	10	1	7	20	0	18
Perinton	18	5	0	3	7	0	3
Pittsford	10	1	3	2	1	0	3
Riga	0	0	0	0	0	0	0
Rush	16	2	0	0	8	0	6
Sweden	4	1	1	1	0	0	1
Webster	38	9	2	4	14	0	9
Wheatland	2	0	0	0	1	0	1
TOWNS	386	74	32	69	122	2	87
GRAND TOTAL:	494	96	37	99	144	6	112

COUNTY COURT JUDGE
WORKING FAMILIES PRIMARY
(VOTE FOR 2)
DETAIL

LEGISLATIVE DISTRICT OR TOWN	ELECTION DISTRICT	TOTAL VOTES	MICHAEL L DOLLINGER 1D	KYLE R STEINEBACH 2D	KAREN BAILEY TURNER 3D	JOHN L DEMARCO 4D	SCATTER	BLANK AND VOID
Leg. Dist. 07	1	0	0	0	0	0	0	0
	2	2	1	0	1	0	0	0
Leg. Dist. 07		2	1	0	1	0	0	0
Leg. Dist. 16	1	0	0	0	0	0	0	0
Leg. Dist. 16		0	0	0	0	0	0	0
Leg. Dist. 21	1 /24	4	1	0	2	0	0	1
	2/14/20	0	0	0	0	0	0	0
	3/4/16	0	0	0	0	0	0	0
	5/23	2	0	0	1	1	0	0
	6	0	0	0	0	0	0	0
	7	2	1	0	1	0	0	0
	8/17	4	0	0	0	2	0	2
	9	0	0	0	0	0	0	0
	10	0	0	0	0	0	0	0
	11	0	0	0	0	0	0	0
	12	0	0	0	0	0	0	0
	13	0	0	0	0	0	0	0
	15	0	0	0	0	0	0	0
	18/26	2	0	1	0	0	0	1
	19/21	0	0	0	0	0	0	0
	22	0	0	0	0	0	0	0
	25 /27	0	0	0	0	0	0	0
Leg. Dist. 21		14	2	1	4	3	0	4
Leg. Dist. 22	1/17	0	0	0	0	0	0	0
	2/13	0	0	0	0	0	0	0
	3	0	0	0	0	0	0	0
	4/16/19	0	0	0	0	0	0	0
	5/29-13	0	0	0	0	0	0	0

COUNTY COURT JUDGE
WORKING FAMILIES PRIMARY
(VOTE FOR 2)
DETAIL

LEGISLATIVE DISTRICT OR TOWN	ELECTION DISTRICT	TOTAL VOTES	MICHAEL L DOLLINGER 1D	KYLE R STEINEBACH 2D	KAREN BAILEY TURNER 3D	JOHN L DEMARCO 4D	SCATTER	BLANK AND VOID
Leg. Dist. 22	6	0	0	0	0	0	0	0
	7	0	0	0	0	0	0	0
	8/22	0	0	0	0	0	0	0
	9/10	0	0	0	0	0	0	0
	11/21	0	0	0	0	0	0	0
	12/23	0	0	0	0	0	0	0
	14/15	2	1	0	0	1	0	0
	18	0	0	0	0	0	0	0
	20/24	0	0	0	0	0	0	0
	25	0	0	0	0	0	0	0
	26	0	0	0	0	0	0	0
	27	0	0	0	0	0	0	0
Leg. Dist. 22		2	1	0	0	1	0	0
Leg. Dist. 23	1/6/9	4	1	0	1	1	0	1
	2/3	2	1	0	1	0	0	0
	4/12/22	0	0	0	0	0	0	0
	5/7	0	0	0	0	0	0	0
	8/14	2	0	0	0	1	0	1
	10/20	0	0	0	0	0	0	0
	11/28	2	0	0	1	0	0	1
	13	0	0	0	0	0	0	0
	15/23/29	0	0	0	0	0	0	0
	16/17/27	0	0	0	0	0	0	0
	18/19	2	0	1	0	0	0	1
	21	0	0	0	0	0	0	0
	24	0	0	0	0	0	0	0
	25/26	4	2	0	0	2	0	0
Leg. Dist. 23		16	4	1	3	4	0	4
Leg. Dist. 24	1/13	2	0	0	1	1	0	0

COUNTY COURT JUDGE
WORKING FAMILIES PRIMARY
(VOTE FOR 2)
DETAIL

LEGISLATIVE DISTRICT OR TOWN	ELECTION DISTRICT	TOTAL VOTES	MICHAEL L DOLLINGER 1D	KYLE R STEINEBACH 2D	KAREN BAILEY TURNER 3D	JOHN L DEMARCO 4D	SCATTER	BLANK AND VOID
Leg. Dist. 24	2/23	0	0	0	0	0	0	0
	3/6/22	0	0	0	0	0	0	0
	4	2	0	1	1	0	0	0
	5	0	0	0	0	0	0	0
	7/19	0	0	0	0	0	0	0
	8/9	0	0	0	0	0	0	0
	10	0	0	0	0	0	0	0
	11/12	0	0	0	0	0	0	0
	14/20/21	2	1	0	1	0	0	0
	15	2	1	0	1	0	0	0
	16/18	0	0	0	0	0	0	0
	17	0	0	0	0	0	0	0
	24	0	0	0	0	0	0	0
Leg. Dist. 24		8	2	1	4	1	0	0
Leg. Dist. 25	1/9/22	0	0	0	0	0	0	0
	2	0	0	0	0	0	0	0
	3	2	0	0	0	1	1	0
	4/6/14/24/26/27	0	0	0	0	0	0	0
	5/10	0	0	0	0	0	0	0
	7/13	2	1	0	0	0	0	1
	8	0	0	0	0	0	0	0
	11	0	0	0	0	0	0	0
	12 /28	2	0	0	0	1	0	1
	15/18	0	0	0	0	0	0	0
	16	2	0	1	0	0	0	1
	17	0	0	0	0	0	0	0
	19	0	0	0	0	0	0	0
	20	0	0	0	0	0	0	0
	21	0	0	0	0	0	0	0
	23	0	0	0	0	0	0	0

COUNTY COURT JUDGE
WORKING FAMILIES PRIMARY
(VOTE FOR 2)
DETAIL

LEGISLATIVE DISTRICT OR TOWN	ELECTION DISTRICT	TOTAL VOTES	MICHAEL L DOLLINGER 1D	KYLE R STEINEBACH 2D	KAREN BAILEY TURNER 3D	JOHN L DEMARCO 4D	SCATTER	BLANK AND VOID
Leg. Dist. 25	25	0	0	0	0	0	0	0
	29/30	0	0	0	0	0	0	0
Leg. Dist. 25		8	1	1	0	2	1	3
Leg. Dist. 26	1/13/14	2	1	0	0	1	0	0
	2/12/17	2	0	0	0	1	0	1
	3/4/5/11	4	1	0	1	0	0	2
	6	0	0	0	0	0	0	0
	7/8	2	1	0	0	1	0	0
	9	2	0	0	1	0	0	1
	10/15	2	0	0	1	0	0	1
	16	0	0	0	0	0	0	0
Leg. Dist. 26		14	3	0	3	3	0	5
Leg. Dist. 27	1/2	0	0	0	0	0	0	0
	3/16	2	1	0	1	0	0	0
	4/5	2	0	0	1	1	0	0
	6	2	1	0	1	0	0	0
	7/12	2	0	0	1	0	1	0
	8	0	0	0	0	0	0	0
	9	4	1	0	2	0	0	1
	10/11	0	0	0	0	0	0	0
	13/21	0	0	0	0	0	0	0
	14	0	0	0	0	0	0	0
	15	0	0	0	0	0	0	0
	17	0	0	0	0	0	0	0
	18	2	1	0	1	0	0	0
	19/23	0	0	0	0	0	0	0
	20	0	0	0	0	0	0	0
	22	2	0	0	0	0	1	1
	25/26	0	0	0	0	0	0	0

COUNTY COURT JUDGE
WORKING FAMILIES PRIMARY
(VOTE FOR 2)
DETAIL

LEGISLATIVE DISTRICT OR TOWN	ELECTION DISTRICT	TOTAL VOTES	MICHAEL L DOLLINGER 1D	KYLE R STEINEBACH 2D	KAREN BAILEY TURNER 3D	JOHN L DEMARCO 4D	SCATTER	BLANK AND VOID
Leg. Dist. 27		16	4	0	7	1	2	2
Leg. Dist. 28	1/2	2	1	0	1	0	0	0
	3	0	0	0	0	0	0	0
	4/10	6	1	0	0	3	0	2
	5	0	0	0	0	0	0	0
	6/18	2	0	0	1	0	0	1
	7/17	0	0	0	0	0	0	0
	8	0	0	0	0	0	0	0
	9/20	0	0	0	0	0	0	0
	11/16	2	0	0	1	0	0	1
	12	0	0	0	0	0	0	0
	13/15	0	0	0	0	0	0	0
	14/22	2	0	0	0	1	1	0
	19	0	0	0	0	0	0	0
	21	0	0	0	0	0	0	0
Leg. Dist. 28		14	2	0	3	4	1	4
Leg. Dist. 29	1/2/26	0	0	0	0	0	0	0
	3/8/9	0	0	0	0	0	0	0
	4/6	2	0	0	1	0	0	1
	5/10	0	0	0	0	0	0	0
	7/17	0	0	0	0	0	0	0
	11/14	2	1	0	1	0	0	0
	12	0	0	0	0	0	0	0
	15/16/19	2	1	1	0	0	0	0
	18/21	2	0	0	0	1	0	1
	20	0	0	0	0	0	0	0
	22	0	0	0	0	0	0	0
	23	0	0	0	0	0	0	0
	24	4	0	0	2	2	0	0
	25/28	2	0	0	1	0	0	1

COUNTY COURT JUDGE
WORKING FAMILIES PRIMARY
(VOTE FOR 2)
DETAIL

LEGISLATIVE DISTRICT OR TOWN	ELECTION DISTRICT	TOTAL VOTES	MICHAEL L DOLLINGER 1D	KYLE R STEINEBACH 2D	KAREN BAILEY TURNER 3D	JOHN L DEMARCO 4D	SCATTER	BLANK AND VOID
Leg. Dist. 29		14	2	1	5	3	0	3
CITY Brighton		108	22	5	30	22	4	25
	1/2-6/8-10/12-14/16-23/25-33/35-46	14	2	1	3	5	0	3
	7/15/34	0	0	0	0	0	0	0
	11/24	0	0	0	0	0	0	0
Brighton Chili		14	2	1	3	5	0	3
	1/4-23/25-32	20	4	0	5	7	0	4
	2/3/24	0	0	0	0	0	0	0
Chili Clarkson		20	4	0	5	7	0	4
	1/2/3/4/5/6	6	1	0	0	3	0	2
Clarkson East Rochester		6	1	0	0	3	0	2
	1/2/7	0	0	0	0	0	0	0
	3/4/5/6	0	0	0	0	0	0	0
East Rochester Gates		0	0	0	0	0	0	0
	1/11/12	0	0	0	0	0	0	0
	2	0	0	0	0	0	0	0
	3/15/27/30	2	0	0	0	1	0	1
	4/20/25	2	1	0	1	0	0	0
	5/23	0	0	0	0	0	0	0
	6	0	0	0	0	0	0	0
	7/18/26/34/35	0	0	0	0	0	0	0
	8/19/24/28	0	0	0	0	0	0	0
	9	0	0	0	0	0	0	0
	10/22	0	0	0	0	0	0	0
	13/17/29	0	0	0	0	0	0	0
	14/21/31	0	0	0	0	0	0	0

COUNTY COURT JUDGE
WORKING FAMILIES PRIMARY
(VOTE FOR 2)
DETAIL

LEGISLATIVE DISTRICT OR TOWN	ELECTION DISTRICT	TOTAL VOTES	MICHAEL L DOLLINGER 1D	KYLE R STEINEBACH 2D	KAREN BAILEY TURNER 3D	JOHN L DEMARCO 4D	SCATTER	BLANK AND VOID
Gates								
	16	0	0	0	0	0	0	0
	32	0	0	0	0	0	0	0
	33	0	0	0	0	0	0	0
Gates		4	1	0	1	1	0	1
Greece								
	1/74	0	0	0	0	0	0	0
	2/34/54	4	0	0	1	2	0	1
	3/52/73/85	4	1	1	0	1	0	1
	4/40/68	0	0	0	0	0	0	0
	5/8/9	0	0	0	0	0	0	0
	6/7/22	0	0	0	0	0	0	0
	10/11/25	2	1	0	0	1	0	0
	12/46/49	0	0	0	0	0	0	0
	13	0	0	0	0	0	0	0
	14/83	2	0	0	0	1	0	1
	15	4	1	0	1	2	0	0
	16/38/76	4	0	1	0	1	0	2
	17	0	0	0	0	0	0	0
	18/67	2	0	0	0	1	0	1
	19/23	2	0	1	0	1	0	0
	20	2	0	1	0	0	0	1
	21	2	0	0	1	0	0	1
	24/27/108/109	6	0	2	1	2	0	1
	26/30/41/48/78	0	0	0	0	0	0	0
	28/45/91	0	0	0	0	0	0	0
	29	0	0	0	0	0	0	0
	31/47	0	0	0	0	0	0	0
	32	2	0	1	0	1	0	0
	33/57	0	0	0	0	0	0	0
	35	0	0	0	0	0	0	0
	36/42/60/75/95	2	1	0	0	1	0	0

COUNTY COURT JUDGE
WORKING FAMILIES PRIMARY
(VOTE FOR 2)
DETAIL

LEGISLATIVE DISTRICT OR TOWN	ELECTION DISTRICT	TOTAL VOTES	MICHAEL L DOLLINGER 1D	KYLE R STEINEBACH 2D	KAREN BAILEY TURNER 3D	JOHN L DEMARCO 4D	SCATTER	BLANK AND VOID
Greece	37/81	0	0	0	0	0	0	0
	39	0	0	0	0	0	0	0
	43	0	0	0	0	0	0	0
	44/89/99	0	0	0	0	0	0	0
	50/56	2	0	1	0	0	0	1
	51	0	0	0	0	0	0	0
	53/72/88	0	0	0	0	0	0	0
	55	0	0	0	0	0	0	0
	58	0	0	0	0	0	0	0
	59/61	0	0	0	0	0	0	0
	62/96/101	2	0	0	0	1	0	1
	63	0	0	0	0	0	0	0
	64	0	0	0	0	0	0	0
	65	0	0	0	0	0	0	0
	66	0	0	0	0	0	0	0
	69	0	0	0	0	0	0	0
	70/107	2	0	1	0	0	0	1
	71	0	0	0	0	0	0	0
	77	2	0	1	0	0	0	1
	7998/106	10	2	3	0	4	0	1
	80	0	0	0	0	0	0	0
	82	2	0	0	0	1	0	1
	84	0	0	0	0	0	0	0
	86	0	0	0	0	0	0	0
	87	2	0	1	0	0	0	1
	90/102	2	1	0	1	0	0	0
	92/100	6	0	1	0	3	0	2
	93	0	0	0	0	0	0	0
	94	0	0	0	0	0	0	0
	97	8	1	1	2	2	0	2
	103	4	0	0	0	2	0	2

COUNTY COURT JUDGE
WORKING FAMILIES PRIMARY
(VOTE FOR 2)
DETAIL

LEGISLATIVE DISTRICT OR TOWN	ELECTION DISTRICT	TOTAL VOTES	MICHAEL L DOLLINGER	KYLE R STEINEBACH	KAREN BAILEY TURNER	JOHN L DEMARCO	SCATTER	BLANK AND VOID
			1D	2D	3D	4D		
Greece								
	104	0	0	0	0	0	0	0
	105	0	0	0	0	0	0	0
Greece		80	8	16	7	27	0	22
Hamlin								
	1/6/8	4	1	0	1	2	0	0
	2/5	0	0	0	0	0	0	0
	3/7	0	0	0	0	0	0	0
	4	2	1	0	0	1	0	0
	9/10	0	0	0	0	0	0	0
Hamlin		6	2	0	1	3	0	0
Henrietta								
	1/12/21/28	6	2	1	1	0	0	2
	2	0	0	0	0	0	0	0
	3	0	0	0	0	0	0	0
	4	0	0	0	0	0	0	0
	5/32	4	1	0	2	0	0	1
	6/8	2	1	0	1	0	0	0
	7/22	0	0	0	0	0	0	0
	9/24/33	2	1	0	0	0	0	1
	10/18	2	1	0	0	0	0	1
	11/23/34	0	0	0	0	0	0	0
	13/29	0	0	0	0	0	0	0
	14	0	0	0	0	0	0	0
	15	2	1	0	1	0	0	0
	16	0	0	0	0	0	0	0
	17/25	0	0	0	0	0	0	0
	19/20/35	2	1	0	0	1	0	0
	26	0	0	0	0	0	0	0
	27/31	2	1	0	1	0	0	0
	30	6	1	0	3	2	0	0
Henrietta		28	10	1	9	3	0	5

COUNTY COURT JUDGE
WORKING FAMILIES PRIMARY
(VOTE FOR 2)
DETAIL

LEGISLATIVE DISTRICT OR TOWN	ELECTION DISTRICT	TOTAL VOTES	MICHAEL L DOLLINGER 1D	KYLE R STEINEBACH 2D	KAREN BAILEY TURNER 3D	JOHN L DEMARCO 4D	SCATTER	BLANK AND VOID
Irondequoit	1/3/14/18/25/28/33/34/44/53/57/59/60	12	2	2	2	3	0	3
	2/6/13/17/21/24/31/32/38/45/48/55/56/58	20	7	0	9	4	0	0
	4/7-10/15/16/20/22/27/30/40/42/46/47/49/51/62/63/68	26	3	2	6	9	2	4
	5/11/12/19/23/26/29/35-37/39/41/43/50/52/54/61/64-67	12	3	0	4	4	0	1
Irondequoit		70	15	4	21	20	2	8
Mendon	1/2-9	2	1	0	1	0	0	0
Mendon		2	1	0	1	0	0	0
Ogden	1/2-3/5/7-9/11-13/15-16/19-20	6	2	1	2	1	0	0
	4/6/10/14/17/18	4	0	2	2	0	0	0
Ogden		10	2	3	4	1	0	0
Parma	1/2-15	2	0	0	0	1	0	1
Parma		2	0	0	0	1	0	1
Penfield	1/6/12/15/20/21/24/25/33/38/42	6	2	0	0	3	0	1
	2/3/4/7/10/11/14/16/18/19/23/27-32/35/36/39/41	28	3	0	3	12	0	10
	5/ 8/ 9/ 13/ 17/ 22/ 26/ 34/ 37/ 40	22	5	1	4	5	0	7
Penfield		56	10	1	7	20	0	18
Perinton	1/2/3/8/13/15/17/18/23/27/28/32/33/35/44/49/51-53/55	2	1	0	0	1	0	0
	4/5-7/14/25/38	2	1	0	1	0	0	0
	9/19/20/24/26/30/31/34/36/37/40/42/43/47/48/50/54/56	8	1	0	2	3	0	2
	10/11/12/16/21/22/29/41/46	4	1	0	0	2	0	1
	39/45	2	1	0	0	1	0	0
Perinton		18	5	0	3	7	0	3
Pittsford	1/2-6/8/9/11/13-16/19-21/23/24/27/29/30/32	6	1	1	2	1	0	1
	7/12/17/26	0	0	0	0	0	0	0
	10/34	4	0	2	0	0	0	2

COUNTY COURT JUDGE
WORKING FAMILIES PRIMARY
(VOTE FOR 2)
DETAIL

LEGISLATIVE DISTRICT OR TOWN	ELECTION DISTRICT	TOTAL VOTES	MICHAEL L DOLLINGER 1D	KYLE R STEINEBACH 2D	KAREN BAILEY TURNER 3D	JOHN L DEMARCO 4D	SCATTER	BLANK AND VOID
Pittsford	18/28	0	0	0	0	0	0	0
	22	0	0	0	0	0	0	0
	25	0	0	0	0	0	0	0
	31	0	0	0	0	0	0	0
	33	0	0	0	0	0	0	0
Pittsford		10	1	3	2	1	0	3
Riga	1/2-6	0	0	0	0	0	0	0
Riga		0	0	0	0	0	0	0
Rush	1/2-4	16	2	0	0	8	0	6
Rush		16	2	0	0	8	0	6
Sweden	1/3/4/8/12	2	0	0	1	0	0	1
	2/5-7/9-11	2	1	1	0	0	0	0
Sweden		4	1	1	1	0	0	1
Webster	1/2	4	2	0	0	1	0	1
	3/36	0	0	0	0	0	0	0
	4/14	4	2	0	2	0	0	0
	5/21	2	0	0	0	1	0	1
	6/11/15/43	4	1	0	1	2	0	0
	7/12/22	0	0	0	0	0	0	0
	8/13/18/19	2	0	0	0	1	0	1
	9/41	2	1	0	1	0	0	0
	10	0	0	0	0	0	0	0
	16/26	0	0	0	0	0	0	0
	17/20/42	0	0	0	0	0	0	0
	23 /32	2	0	0	0	1	0	1
	24	4	1	1	0	1	0	1
	25/38	2	0	0	0	1	0	1

COUNTY COURT JUDGE
WORKING FAMILIES PRIMARY
(VOTE FOR 2)
DETAIL

LEGISLATIVE DISTRICT OR TOWN	ELECTION DISTRICT	TOTAL VOTES	MICHAEL L DOLLINGER 1D	KYLE R STEINEBACH 2D	KAREN BAILEY TURNER 3D	JOHN L DEMARCO 4D	SCATTER	BLANK AND VOID
Webster								
	27/40	8	2	1	0	4	0	1
	28/33/34	2	0	0	0	1	0	1
	29	0	0	0	0	0	0	0
	30	0	0	0	0	0	0	0
	31/35	0	0	0	0	0	0	0
	37/39	2	0	0	0	1	0	1
Webster		38	9	2	4	14	0	9
Wheatland								
	1/2-5	2	0	0	0	1	0	1
Wheatland		2	0	0	0	1	0	1
TOWNS		386	74	32	69	122	2	87
GRAND TOTAL:		494	96	37	99	144	6	112

COUNTY LEGISLATOR
2ND DISTRICT
WORKING FAMILIES PRIMARY
OPPORTUNITY TO BALLOT

LEGISLATIVE DISTRICT OR TOWN	ELECTION DISTRICT	TOTAL VOTES	KAREN P LOBRACCO 5D	SCATTER	BLANK AND VOID
Clarkson	1/2/3/4/5/6	<u>3</u>	<u>3</u>	<u>0</u>	<u>0</u>
Clarkson		<u>3</u>	<u>3</u>	<u>0</u>	<u>0</u>
Hamlin	1/6/8	2	2	0	0
	2/5	0	0	0	0
	3/7	0	0	0	0
	4	1	1	0	0
	9/10	<u>0</u>	<u>0</u>	<u>0</u>	<u>0</u>
Hamlin		<u>3</u>	<u>3</u>	<u>0</u>	<u>0</u>
Sweden	2/5-7/9-11	<u>1</u>	<u>1</u>	<u>0</u>	<u>0</u>
Sweden		<u>1</u>	<u>1</u>	<u>0</u>	<u>0</u>
GRAND TOTAL:		<u><u>7</u></u>	<u><u>7</u></u>	<u><u>0</u></u>	<u><u>0</u></u>

COUNTY LEGISLATOR
 3RD DISTRICT
 WORKING FAMILIES PRIMARY
 OPPORTUNITY TO BALLOT

LEGISLATIVE DISTRICT OR TOWN	ELECTION DISTRICT	TOTAL VOTES	MARVIN L STEPHERSON 5D	SCATTER	BLANK AND VOID
Chili	1/4-23/25-32	10	6	0	4
GRAND TOTAL:		<u>10</u>	<u>6</u>	<u>0</u>	<u>4</u>

COUNTY LEGISLATOR
4TH DISTRICT
WORKING FAMILIES PRIMARY
OPPORTUNITY TO BALLOT

LEGISLATIVE DISTRICT OR TOWN	ELECTION DISTRICT	TOTAL VOTES	JOSH J MACK, JR 5D	SCATTER	BLANK AND VOID
Gates					
	3/15/27/30	1	0	0	1
	4/20/25	1	1	0	0
	5/23	0	0	0	0
	7/18/26/34/35	0	0	0	0
	8/19/24/28	0	0	0	0
	9	0	0	0	0
	10/22	0	0	0	0
	14/21/31	0	0	0	0
	32	0	0	0	0
Gates		<u>2</u>	<u>1</u>	<u>0</u>	<u>1</u>
Ogden					
	4/6/10/14/17/18	2	2	0	0
Ogden		<u>2</u>	<u>2</u>	<u>0</u>	<u>0</u>
GRAND TOTAL:		<u><u>4</u></u>	<u><u>3</u></u>	<u><u>0</u></u>	<u><u>1</u></u>

COUNTY LEGISLATOR
5TH DISTRICT
WORKING FAMILIES PRIMARY
OPPORTUNITY TO BALLOT

LEGISLATIVE DISTRICT OR TOWN	ELECTION DISTRICT	TOTAL VOTES	TERRY DANIELE 5D	SCATTER	BLANK AND VOID
Henrietta					
	2	0	0	0	0
	9/24/33	1	1	0	0
	16	0	0	0	0
	30	3	3	0	0
Henrietta		4	4	0	0
Mendon					
	1/2-9	1	1	0	0
Mendon		1	1	0	0
Pittsford					
	7/12/17/26	0	0	0	0
	33	0	0	0	0
Pittsford		0	0	0	0
Rush					
	1/2-4	8	1	0	7
Rush		8	1	0	7
GRAND TOTAL:		13	6	0	7

COUNTY LEGISLATOR
7TH DISTRICT
WORKING FAMILIES PRIMARY
OPPORTUNITY TO BALLOT

LEGISLATIVE DISTRICT OR TOWN	ELECTION DISTRICT	TOTAL VOTES	JAMES F LEARY, JR 5D	SCATTER	BLANK AND VOID
Leg. Dist. 07	1	0	0	0	0
	2	1	1	0	0
Leg. Dist. 07		1	1	0	0
Greece	24/27/108/109	3	1	0	2
	28/45/91	0	0	0	0
	33/57	0	0	0	0
	35	0	0	0	0
	58	0	0	0	0
	70/107	1	0	0	1
	71	0	0	0	0
	7998/106	5	3	0	2
	82	1	1	0	0
	86	0	0	0	0
	90/102	1	1	0	0
	104	0	0	0	0
	105	0	0	0	0
Greece		11	6	0	5
GRAND TOTAL:		12	7	0	5

COUNTY LEGISLATOR
 11TH DISTRICT
 WORKING FAMILIES PRIMARY
 OPPORTUNITY TO BALLOT

LEGISLATIVE DISTRICT OR TOWN	ELECTION DISTRICT	TOTAL VOTES	JOSHUA I FOLADARE 5D	SEAN DELEHANTY W-IN	SCATTER	BLANK AND VOID
Perinton						
	4/5-7/14/25/38	1	1	0	0	0
	9/19/20/24/26/30/31/34/36/37/40/42/43/47/48/50/54/56	4	0	1	0	3
	39/45	1	0	0	0	1
GRAND TOTAL:		<u>6</u>	<u>1</u>	<u>1</u>	<u>0</u>	<u>4</u>

COUNTY LEGISLATOR
 13TH DISTRICT
 WORKING FAMILIES PRIMARY
 OPPORTUNITY TO BALLOT

LEGISLATIVE DISTRICT OR TOWN	ELECTION DISTRICT	TOTAL VOTES	MICHAEL B YUDELSON 5D	SCATTER	BLANK AND VOID
Henrietta					
	1/12/21/28	3	3	0	0
	5/32	2	2	0	0
	6/8	1	1	0	0
	7/22	0	0	0	0
	10/18	1	1	0	0
	14	0	0	0	0
	15	1	1	0	0
	17/25	0	0	0	0
	19/20/35	1	1	0	0
	26	0	0	0	0
	27/31	1	1	0	0
Henrietta		<u>10</u>	<u>10</u>	<u>0</u>	<u>0</u>
Pittsford					
	10/34	2	0	0	2
	22	0	0	0	0
	25	0	0	0	0
Pittsford		<u>2</u>	<u>0</u>	<u>0</u>	<u>2</u>
GRAND TOTAL:		<u><u>12</u></u>	<u><u>10</u></u>	<u><u>0</u></u>	<u><u>2</u></u>

COUNTY LEGISLATOR
15TH DISTRICT
WORKING FAMILIES PRIMARY
OPPORTUNITY TO BALLOT

LEGISLATIVE DISTRICT OR TOWN	ELECTION DISTRICT	TOTAL VOTES	BUTCH FITZSIMMONS 5D	GEORGE HEBERT W-IN	NONE W-IN	SCATTER	BLANK AND VOID
Penfield	5/ 8/ 9/ 13/ 17/ 22/ 26/ 34/ 37/ 40	11	4	1	1	0	5
Penfield		11	4	1	1	0	5
Webster	6/11/15/43	2	2	0	0	0	0
	7/12/22	0	0	0	0	0	0
	8/13/18/19	1	0	0	0	0	1
	9/41	1	1	0	0	0	0
	16/26	0	0	0	0	0	0
	29	0	0	0	0	0	0
	37/39	1	0	1	0	0	0
Webster		5	3	1	0	0	1
GRAND TOTAL:		16	7	2	1	0	6

COUNTY LEGISLATOR
 16TH DISTRICT
 WORKING FAMILIES PRIMARY
 OPPORTUNITY TO BALLOT

LEGISLATIVE DISTRICT OR TOWN	ELECTION DISTRICT	TOTAL VOTES	LORIE LACHIUSA BARNUM 5D	JOE CARBONE W-IN	SCATTER	BLANK AND VOID
Leg. Dist. 16	1	0	0	0	0	0
Leg. Dist. 16 Irondequoit		0	0	0	0	0
	1/3/14/18/25/28/33/34/44/53/57/59/60	6	2	3	0	1
	4/7-10/15/16/20/22/27/30/40/42/46/47/49/51/62/63/68	13	3	4	0	6
Irondequoit		19	5	7	0	7
GRAND TOTAL:		<u>19</u>	<u>5</u>	<u>7</u>	<u>0</u>	<u>7</u>

COUNTY LEGISLATOR
 17TH DISTRICT
 WORKING FAMILIES PRIMARY
 OPPORTUNITY TO BALLOT

LEGISLATIVE DISTRICT OR TOWN	ELECTION DISTRICT	TOTAL VOTES	JOSEPH D MORELLE, JR 5D	SCATTER	BLANK AND VOID
Irondequoit	2/6/13/17/21/24/31/32/38/45/48/55/56/58	10	7	0	3
	5/11/12/19/23/26/29/35-37/39/41/43/50/52/54/61/64-67	6	5	0	1
GRAND TOTAL:		<u>16</u>	<u>12</u>	<u>0</u>	<u>4</u>

COUNTY LEGISLATOR
 18TH DISTRICT
 WORKING FAMILIES PRIMARY
 OPPORTUNITY TO BALLOT

LEGISLATIVE DISTRICT OR TOWN	ELECTION DISTRICT	TOTAL VOTES	JOHN B BAYNES 5D	SCATTER	BLANK AND VOID
East Rochester	1/2/7	0	0	0	0
East Rochester		0	0	0	0
Perinton	1/2/3/8/13/15/17/18/23/27/28/32/33/35/44/49/51-53/55	1	1	0	0
	10/11/12/16/21/22/29/41/46	2	1	0	1
Perinton		3	2	0	1
GRAND TOTAL:		<u>3</u>	<u>2</u>	<u>0</u>	<u>1</u>

COUNTY LEGISLATOR
26TH DISTRICT
WORKING FAMILIES PRIMARY
OPPORTUNITY TO BALLOT

LEGISLATIVE DISTRICT OR TOWN	ELECTION DISTRICT	TOTAL VOTES	YVERSHA M ROMAN 5D	SCATTER	BLANK AND VOID
Leg. Dist. 26	1/13/14	1	1	0	0
	2/12/17	1	0	0	1
	3/4/5/11	2	1	0	1
	6	0	0	0	0
	7/8	1	1	0	0
	9	1	1	0	0
	10/15	1	0	0	1
	16	0	0	0	0
Leg. Dist. 26		<u>7</u>	<u>4</u>	<u>0</u>	<u>3</u>
CITY		<u>7</u>	<u>4</u>	<u>0</u>	<u>3</u>
Gates	1/11/12	0	0	0	0
	2	0	0	0	0
	6	0	0	0	0
	13/17/29	0	0	0	0
	16	0	0	0	0
	33	0	0	0	0
Gates		<u>0</u>	<u>0</u>	<u>0</u>	<u>0</u>
Greece	21	1	1	0	0
	32	1	0	0	1
	63	0	0	0	0
Greece		<u>2</u>	<u>1</u>	<u>0</u>	<u>1</u>
TOWNS		<u>2</u>	<u>1</u>	<u>0</u>	<u>1</u>
GRAND TOTAL:		<u><u>9</u></u>	<u><u>5</u></u>	<u><u>0</u></u>	<u><u>4</u></u>

TOWN OF HENRIETTA
TOWN JUSTICE
(VOTE FOR 3)
WORKING FAMILIES PRIMARY
DETAIL

LEGISLATIVE DISTRICT OR TOWN	ELECTION DISTRICT	TOTAL VOTES	ROBERT L COOK	GREGORY P SALMON	STEVEN M DONSKY	JOHN G PERICAK	SUSAN MICHEL	JAMES F BEIKIRCH	SCATTER	BLANK AND VOID
			6D	7D	8D	9D	10D	11D		
Henrietta	1/12/21/28	9	2	2	0	2	2	1	0	0
	2	0	0	0	0	0	0	0	0	0
	3	0	0	0	0	0	0	0	0	0
	4	0	0	0	0	0	0	0	0	0
	5/32	6	2	1	0	0	2	0	0	1
	6/8	3	0	0	1	0	1	1	0	0
	7/22	0	0	0	0	0	0	0	0	0
	9/24/33	3	1	1	0	0	1	0	0	0
	10/18	3	1	0	1	0	1	0	0	0
	11/23/34	0	0	0	0	0	0	0	0	0
	13/29	0	0	0	0	0	0	0	0	0
	14	0	0	0	0	0	0	0	0	0
	15	3	1	1	0	0	1	0	0	0
	16	0	0	0	0	0	0	0	0	0
	17/25	0	0	0	0	0	0	0	0	0
	19/20/35	3	1	0	1	0	1	0	0	0
	26	0	0	0	0	0	0	0	0	0
	27/31	3	1	1	0	0	1	0	0	0
	30	9	1	2	1	1	1	3	0	0
GRAND TOTAL:		<u>42</u>	<u>10</u>	<u>8</u>	<u>4</u>	<u>3</u>	<u>11</u>	<u>5</u>	<u>0</u>	<u>1</u>

COUNTY EXECUTIVE
INDEPENDENCE PRIMARY
SUMMARY

LEGISLATIVE DISTRICT OR TOWN	TOTAL VOTES	ADAM J BELLO	CHERYL DINOLFO	SCATTER	BLANK AND VOID
		1G	2G		
Leg. Dist. 07	12	4	8	0	0
Leg. Dist. 16	0	0	0	0	0
Leg. Dist. 21	46	24	21	0	1
Leg. Dist. 22	7	3	4	0	0
Leg. Dist. 23	45	26	19	0	0
Leg. Dist. 24	24	13	11	0	0
Leg. Dist. 25	18	9	8	0	1
Leg. Dist. 26	35	21	14	0	0
Leg. Dist. 27	42	29	11	0	2
Leg. Dist. 28	16	9	7	0	0
Leg. Dist. 29	27	11	16	0	0
CITY	272	149	119	0	4
Brighton	84	50	32	1	1
Chili	86	26	58	0	2
Clarkson	76	27	36	0	13
East Rochester	33	16	11	2	4
Gates	92	29	61	0	2
Greece	358	139	204	1	14
Hamlin	28	9	18	0	1
Henrietta	161	67	88	1	5
Irondequoit	235	122	112	0	1
Mendon	56	19	35	0	2
Ogden	99	33	65	1	0
Parma	43	10	32	0	1
Penfield	225	106	106	0	13
Perinton	289	132	146	3	8
Pittsford	109	42	60	1	6
Riga	18	6	12	0	0
Rush	41	13	22	0	6
Sweden	48	13	33	0	2
Webster	177	83	86	0	8
Wheatland	9	3	6	0	0
TOWNS	2,267	945	1,223	10	89
GRAND TOTAL:	2,539	1,094	1,342	10	93

COUNTY EXECUTIVE
INDEPENDENCE PRIMARY
DETAIL

LEGISLATIVE DISTRICT OR TOWN	ELECTION DISTRICT	TOTAL VOTES	ADAM J BELLO	CHERYL DINOLFO	SCATTER	BLANK AND VOID
			1G	2G		
Leg. Dist. 07						
	1	7	2	5	0	0
	2	5	2	3	0	0
Leg. Dist. 07		12	4	8	0	0
Leg. Dist. 16						
	1	0	0	0	0	0
Leg. Dist. 16		0	0	0	0	0
Leg. Dist. 21						
	1 /24	8	3	5	0	0
	2/14/20	4	3	1	0	0
	3/4/16	3	1	2	0	0
	5/23	2	0	2	0	0
	6	5	3	2	0	0
	7	2	0	2	0	0
	8/17	4	4	0	0	0
	9	2	1	1	0	0
	10	5	2	3	0	0
	11	2	1	0	0	1
	12	6	5	1	0	0
	13	0	0	0	0	0
	15	1	0	1	0	0
	18/26	0	0	0	0	0
	19/21	1	1	0	0	0
	22	0	0	0	0	0
	25 /27	1	0	1	0	0
Leg. Dist. 21		46	24	21	0	1
Leg. Dist. 22						
	1/17	0	0	0	0	0
	2/13	0	0	0	0	0
	3	0	0	0	0	0
	4/16/19	0	0	0	0	0
	5/29-13	0	0	0	0	0
	6	0	0	0	0	0

COUNTY EXECUTIVE
INDEPENDENCE PRIMARY
DETAIL

LEGISLATIVE DISTRICT OR TOWN	ELECTION DISTRICT	TOTAL VOTES	ADAM J BELLO	CHERYL DINOLFO	SCATTER	BLANK AND VOID
			1G	2G		
Leg. Dist. 22						
	7	0	0	0	0	0
	8/22	0	0	0	0	0
	9/10	0	0	0	0	0
	11/21	3	1	2	0	0
	12/23	0	0	0	0	0
	14/15	1	1	0	0	0
	18	0	0	0	0	0
	20/24	0	0	0	0	0
	25	2	0	2	0	0
	26	1	1	0	0	0
	27	0	0	0	0	0
Leg. Dist. 22		7	3	4	0	0
Leg. Dist. 23						
	1/6/9	3	1	2	0	0
	2/3	0	0	0	0	0
	4/12/22	7	4	3	0	0
	5/7	2	1	1	0	0
	8/14	2	2	0	0	0
	10/20	4	2	2	0	0
	11/28	4	2	2	0	0
	13	1	0	1	0	0
	15/23/29	1	0	1	0	0
	16/17/27	3	2	1	0	0
	18/19	7	5	2	0	0
	21	2	1	1	0	0
	24	3	1	2	0	0
	25/26	6	5	1	0	0
Leg. Dist. 23		45	26	19	0	0
Leg. Dist. 24						
	1/13	1	0	1	0	0
	2/23	1	1	0	0	0
	3/6/22	2	1	1	0	0
	4	1	0	1	0	0

COUNTY EXECUTIVE
INDEPENDENCE PRIMARY
DETAIL

LEGISLATIVE DISTRICT OR TOWN	ELECTION DISTRICT	TOTAL VOTES	ADAM J BELLO		CHERYL DINOLFO		BLANK AND VOID
			1G	2G	SCATTER		
Leg. Dist. 24							
	5	3	1	2	0	0	
	7/19	1	0	1	0	0	
	8/9	0	0	0	0	0	
	10	2	2	0	0	0	
	11/12	0	0	0	0	0	
	14/20/21	1	0	1	0	0	
	15	8	5	3	0	0	
	16/18	3	3	0	0	0	
	17	1	0	1	0	0	
	24	0	0	0	0	0	
Leg. Dist. 24		24	13	11	0	0	
Leg. Dist. 25							
	1/9/22	4	1	2	0	1	
	2	0	0	0	0	0	
	3	1	1	0	0	0	
	4/6/14/24/26/27	3	2	1	0	0	
	5/10	1	0	1	0	0	
	7/13	2	0	2	0	0	
	8	1	0	1	0	0	
	11	0	0	0	0	0	
	12 /28	1	1	0	0	0	
	15/18	1	1	0	0	0	
	16	0	0	0	0	0	
	17	0	0	0	0	0	
	19	1	1	0	0	0	
	20	0	0	0	0	0	
	21	0	0	0	0	0	
	23	0	0	0	0	0	
	25	1	0	1	0	0	
	29/30	2	2	0	0	0	
Leg. Dist. 25		18	9	8	0	1	
Leg. Dist. 26							
	1/13/14	10	6	4	0	0	

COUNTY EXECUTIVE
INDEPENDENCE PRIMARY
DETAIL

LEGISLATIVE DISTRICT OR TOWN	ELECTION DISTRICT	TOTAL VOTES	ADAM J BELLO	CHERYL DINOLFO	SCATTER	BLANK AND VOID
			1G	2G		
Leg. Dist. 26						
	2/12/17	7	5	2	0	0
	3/4/5/11	13	8	5	0	0
	6	0	0	0	0	0
	7/8	1	0	1	0	0
	9	1	0	1	0	0
	10/15	1	0	1	0	0
	16	2	2	0	0	0
Leg. Dist. 26		35	21	14	0	0
Leg. Dist. 27						
	1 /2	6	5	1	0	0
	3 /16	9	5	4	0	0
	4 /5	4	2	1	0	1
	6	0	0	0	0	0
	7/12	4	2	2	0	0
	8	2	2	0	0	0
	9	1	1	0	0	0
	10/11	3	3	0	0	0
	13/21	2	2	0	0	0
	14	1	0	1	0	0
	15	1	1	0	0	0
	17	2	1	0	0	1
	18	3	1	2	0	0
	19/23	1	1	0	0	0
	20	0	0	0	0	0
	22	0	0	0	0	0
	25/26	3	3	0	0	0
Leg. Dist. 27		42	29	11	0	2
Leg. Dist. 28						
	1/2	0	0	0	0	0
	3	2	2	0	0	0
	4/10	1	0	1	0	0
	5	0	0	0	0	0
	6/18	5	4	1	0	0

COUNTY EXECUTIVE
INDEPENDENCE PRIMARY
DETAIL

LEGISLATIVE DISTRICT OR TOWN	ELECTION DISTRICT	TOTAL VOTES	ADAM J BELLO		CHERYL DINOLFO		BLANK AND VOID
			1G	2G	SCATTER		
Leg. Dist. 28							
	7/17	0	0	0	0	0	0
	8	2	1	1	0	0	0
	9/20	1	1	0	0	0	0
	11/16	2	0	2	0	0	0
	12	0	0	0	0	0	0
	13/15	1	1	0	0	0	0
	14/22	0	0	0	0	0	0
	19	0	0	0	0	0	0
	21	2	0	2	0	0	0
Leg. Dist. 28		16	9	7	0	0	0
Leg. Dist. 29							
	1/2/26	1	0	1	0	0	0
	3/8/9	3	2	1	0	0	0
	4/6	2	0	2	0	0	0
	5/10	2	1	1	0	0	0
	7/17	7	0	7	0	0	0
	11/14	3	3	0	0	0	0
	12	0	0	0	0	0	0
	15/16/19	1	0	1	0	0	0
	18/21	1	1	0	0	0	0
	20	0	0	0	0	0	0
	22	1	1	0	0	0	0
	23	0	0	0	0	0	0
	24	0	0	0	0	0	0
	25/28	6	3	3	0	0	0
Leg. Dist. 29		27	11	16	0	0	0
CITY		272	149	119	0	4	
Brighton							
	1/2-6/8-10/12-14/16-23/25-33/35-46	70	39	29	1	1	
	7/15/34	6	6	0	0	0	
	11/24	8	5	3	0	0	
Brighton		84	50	32	1	1	

COUNTY EXECUTIVE
INDEPENDENCE PRIMARY
DETAIL

LEGISLATIVE DISTRICT OR TOWN	ELECTION DISTRICT	TOTAL VOTES	ADAM J BELLO		CHERYL DINOLFO		BLANK AND VOID
			1G	2G	SCATTER		
Chili							
	1/4-23/25-32	75	25	49	0	1	
	2/3/24	11	1	9	0	1	
Chili		86	26	58	0	2	
Clarkson							
	1/2/3/4/5/6	76	27	36	0	13	
Clarkson		76	27	36	0	13	
East Rochester							
	1/2/7	20	12	4	2	2	
	3/4/5/6	13	4	7	0	2	
East Rochester		33	16	11	2	4	
Gates							
	1/11/12	3	1	2	0	0	
	2	2	1	0	0	1	
	3/15/27/30	15	6	9	0	0	
	4/20/25	5	2	3	0	0	
	5/23	12	1	11	0	0	
	6	1	0	1	0	0	
	7/18/26/34/35	9	3	6	0	0	
	8/19/24/28	13	4	9	0	0	
	9	10	2	8	0	0	
	10/22	8	3	4	0	1	
	13/17/29	2	1	1	0	0	
	14/21/31	7	4	3	0	0	
	16	2	1	1	0	0	
	32	2	0	2	0	0	
	33	1	0	1	0	0	
Gates		92	29	61	0	2	
Greece							
	1/74	2	2	0	0	0	
	2/34/54	12	3	8	0	1	
	3/52/73/85	12	5	7	0	0	
	4/40/68	11	7	2	0	2	

COUNTY EXECUTIVE
INDEPENDENCE PRIMARY
DETAIL

LEGISLATIVE DISTRICT OR TOWN	ELECTION DISTRICT	TOTAL VOTES	ADAM J BELLO		CHERYL DINOLFO		BLANK AND VOID
			1G	2G	SCATTER		
Greece							
	5/8/9	8	2	6	0	0	
	6/7/22	11	3	6	0	2	
	10/11/25	8	6	1	0	1	
	12/46/49	4	2	1	1	0	
	13	2	2	0	0	0	
	14/83	7	1	6	0	0	
	15	0	0	0	0	0	
	16/38/76	8	1	7	0	0	
	17	2	2	0	0	0	
	18/67	3	1	2	0	0	
	19/23	6	2	4	0	0	
	20	3	0	2	0	1	
	21	5	2	3	0	0	
	24/27/108/109	18	7	10	0	1	
	26/30/41/48/78	21	11	10	0	0	
	28/45/91	12	6	6	0	0	
	29	4	3	1	0	0	
	31/47	7	6	1	0	0	
	32	2	0	2	0	0	
	33/57	5	2	3	0	0	
	35	2	2	0	0	0	
	36/42/60/75/95	8	4	4	0	0	
	37/81	6	3	3	0	0	
	39	2	0	2	0	0	
	43	3	1	2	0	0	
	44/89/99	13	6	7	0	0	
	50/56	3	2	0	0	1	
	51	4	3	1	0	0	
	53/72/88	12	6	6	0	0	
	55	4	2	2	0	0	
	58	2	2	0	0	0	
	59/61	8	2	6	0	0	
	62/96/101	11	2	8	0	1	

COUNTY EXECUTIVE
INDEPENDENCE PRIMARY
DETAIL

LEGISLATIVE DISTRICT OR TOWN	ELECTION DISTRICT	TOTAL VOTES	ADAM J BELLO		CHERYL DINOLFO		BLANK AND VOID
			1G	2G	SCATTER		
Greece							
	63	0	0	0	0	0	0
	64	4	1	3	0	0	0
	65	1	1	0	0	0	0
	66	1	0	1	0	0	0
	69	2	0	2	0	0	0
	70/107	26	4	22	0	0	0
	71	3	2	1	0	0	0
	77	2	0	2	0	0	0
	7998/106	13	5	6	0	2	0
	80	5	0	5	0	0	0
	82	1	0	1	0	0	0
	84	1	0	1	0	0	0
	86	3	0	3	0	0	0
	87	6	0	6	0	0	0
	90/102	11	4	7	0	0	0
	92/100	4	1	2	0	1	0
	93	3	1	2	0	0	0
	94	2	2	0	0	0	0
	97	6	2	4	0	0	0
	103	5	2	3	0	0	0
	104	3	1	2	0	0	0
	105	5	2	2	0	1	0
Greece		358	139	204	1	14	
Hamlin							
	1/6/8	5	5	0	0	0	0
	2/5	8	2	5	0	1	0
	3/7	8	0	8	0	0	0
	4	1	1	0	0	0	0
	9/10	6	1	5	0	0	0
Hamlin		28	9	18	0	1	
Henrietta							
	1/12/21/28	19	9	10	0	0	0
	2	1	1	0	0	0	0

COUNTY EXECUTIVE
INDEPENDENCE PRIMARY
DETAIL

LEGISLATIVE DISTRICT OR TOWN	ELECTION DISTRICT	TOTAL VOTES	ADAM J BELLO		CHERYL DINOLFO	SCATTER	BLANK AND VOID
			1G	2G	2G		
Henrietta							
	3	3	2	1		0	0
	4	0	0	0		0	0
	5/32	15	6	9		0	0
	6/8	9	5	4		0	0
	7/22	12	5	6		1	0
	9/24/33	13	6	6		0	1
	10/18	7	3	4		0	0
	11/23/34	9	4	5		0	0
	13/29	14	3	10		0	1
	14	0	0	0		0	0
	15	9	2	7		0	0
	16	0	0	0		0	0
	17/25	14	5	7		0	2
	19/20/35	13	7	5		0	1
	26	11	5	6		0	0
	27/31	4	2	2		0	0
	30	8	2	6		0	0
Henrietta		161	67	88		1	5
Irondequoit							
	1/3/14/18/25/28/33/34/44/53/57/59/60	51	30	21		0	0
	2/6/13/17/21/24/31/32/38/45/48/55/56/58	56	25	31		0	0
	4/7-10/15/16/20/22/27/30/40/42/46/47/49/51/62/63/68	88	43	44		0	1
	5/11/12/19/23/26/29/35-37/39/41/43/50/52/54/61/64-67	40	24	16		0	0
Irondequoit		235	122	112		0	1
Mendon							
	1/2-9	56	19	35		0	2
Mendon		56	19	35		0	2
Ogden							
	1/2-3/5/7-9/11-13/15-16/19-20	88	29	58		1	0
	4/6/10/14/17/18	11	4	7		0	0
Ogden		99	33	65		1	0
Parma							

COUNTY EXECUTIVE
INDEPENDENCE PRIMARY
DETAIL

LEGISLATIVE DISTRICT OR TOWN	ELECTION DISTRICT	TOTAL VOTES	ADAM J BELLO		CHERYL DINOLFO		BLANK AND VOID
			1G	2G	SCATTER		
Parma							
	1/2-15	43	10	32	0	1	
Parma		43	10	32	0	1	
Penfield							
	1/6/12/15/20/21/24/25/33/38/42	65	28	34	0	3	
	2/3/4/7/10/11/14/16/18/19/23/27-32/35/36/39/41	125	61	55	0	9	
	5/ 8/ 9/ 13/ 17/ 22/ 26/ 34/ 37/ 40	35	17	17	0	1	
Penfield		225	106	106	0	13	
Perinton							
	1/2/3/8/13/15/17/18/23/27/28/32/33/35/44/49/51-53/55	117	56	54	2	5	
	4/5-7/14/25/38	38	23	14	0	1	
	9/19/20/24/26/30/31/34/36/37/40/42/43/47/48/50/54/56	95	33	60	0	2	
	10/11/12/16/21/22/29/41/46	30	16	13	1	0	
	39/45	9	4	5	0	0	
Perinton		289	132	146	3	8	
Pittsford							
	1/2-6/8/9/11/13-16/19-21/23/24/27/29/30/32	70	28	37	0	5	
	7/12/17/26	16	8	7	1	0	
	10/34	5	0	5	0	0	
	18/28	4	1	3	0	0	
	22	4	1	2	0	1	
	25	3	0	3	0	0	
	31	2	1	1	0	0	
	33	5	3	2	0	0	
Pittsford		109	42	60	1	6	
Riga							
	1/2-6	18	6	12	0	0	
Riga		18	6	12	0	0	
Rush							
	1/2-4	41	13	22	0	6	
Rush		41	13	22	0	6	
Sweden							
	1/3/4/8/12	33	9	22	0	2	

COUNTY EXECUTIVE
INDEPENDENCE PRIMARY
DETAIL

LEGISLATIVE DISTRICT OR TOWN	ELECTION DISTRICT	TOTAL VOTES	ADAM J BELLO		CHERYL DINOLFO	SCATTER	BLANK AND VOID
			1G	2G	2G		
Sweden							
	2/5-7/9-11	15	4	11	0	0	
Sweden		48	13	33	0	2	
Webster							
	1/2	4	4	0	0	0	
	3/36	5	2	3	0	0	
	4/14	6	4	2	0	0	
	5/21	10	6	3	0	1	
	6/11/15/43	11	6	5	0	0	
	7/12/22	17	6	10	0	1	
	8/13/18/19	11	5	6	0	0	
	9/41	5	2	2	0	1	
	10	6	0	6	0	0	
	16/26	3	1	2	0	0	
	17/20/42	17	9	8	0	0	
	23 /32	6	3	3	0	0	
	24	8	4	4	0	0	
	25/38	13	3	10	0	0	
	27/40	16	8	8	0	0	
	28/33/34	5	3	2	0	0	
	29	1	0	1	0	0	
	30	4	4	0	0	0	
	31/35	9	5	4	0	0	
	37/39	20	8	7	0	5	
Webster		177	83	86	0	8	
Wheatland							
	1/2-5	9	3	6	0	0	
Wheatland		9	3	6	0	0	
TOWNS		2,267	945	1,223	10	89	
GRAND TOTAL:		2,539	1,094	1,342	10	93	

COUNTY COURT JUDGE
INDEPENDENCE PRIMARY
(VOTE FOR 2)
SUMMARY

LEGISLATIVE DISTRICT OR TOWN	TOTAL VOTES	JOHN L DEMARCO	MICHAEL L DOLLINGER	KAREN BAILEY TURNER	KYLE R STEINEBACH	SCATTER	BLANK AND VOID
		3G	4G	5G	6G		
Leg. Dist. 07	24	7	2	2	6	0	7
Leg. Dist. 16	0	0	0	0	0	0	0
Leg. Dist. 21	92	21	26	24	7	2	12
Leg. Dist. 22	14	3	3	2	1	0	5
Leg. Dist. 23	90	17	22	20	7	0	24
Leg. Dist. 24	48	9	11	12	3	0	13
Leg. Dist. 25	36	8	5	9	1	0	13
Leg. Dist. 26	70	13	21	14	8	0	14
Leg. Dist. 27	84	12	19	28	6	1	18
Leg. Dist. 28	32	8	9	11	3	0	1
Leg. Dist. 29	54	14	14	14	4	0	8
CITY	544	112	132	136	46	3	115
Brighton	168	22	59	44	17	0	26
Chili	172	39	25	35	28	0	45
Clarkson	152	29	22	17	15	0	69
East Rochester	66	12	15	12	15	0	12
Gates	184	41	32	40	25	0	46
Greece	716	175	118	111	136	2	174
Hamlin	56	15	12	8	11	0	10
Henrietta	322	77	81	71	33	1	59
Irondequoit	470	143	103	82	52	1	89
Mendon	112	23	16	27	14	0	32
Ogden	198	51	51	39	28	0	29
Parma	86	15	18	17	12	0	24
Penfield	450	96	122	107	42	2	81
Perinton	578	115	171	147	55	0	90
Pittsford	218	46	46	49	32	0	45
Riga	36	7	7	8	8	0	6
Rush	82	15	16	14	11	0	26
Sweden	96	25	16	20	20	0	15
Webster	354	95	78	70	32	0	79
Wheatland	18	4	1	2	1	0	10
TOWNS	4,534	1,045	1,009	920	587	6	967
GRAND TOTAL:	5,078	1,157	1,141	1,056	633	9	1,082

COUNTY COURT JUDGE
INDEPEDENCE PRIMARY
(VOTE FOR 2)
DETAIL

LEGISLATIVE DISTRICT OR TOWN	ELECTION DISTRICT	TOTAL VOTES	JOHN L DEMARCO 3G	MICHAEL L DOLLINGER 4G	KAREN BAILEY TURNER 5G	KYLE R STEINEBACH 6G	SCATTER	BLANK AND VOID
Leg. Dist. 07	1	14	4	2	1	5	0	2
	2	10	3	0	1	1	0	5
Leg. Dist. 07		24	7	2	2	6	0	7
Leg. Dist. 16	1	0	0	0	0	0	0	0
Leg. Dist. 16		0	0	0	0	0	0	0
Leg. Dist. 21	1 /24	16	3	5	3	1	0	4
	2/14/20	8	2	3	2	0	0	1
	3/4/16	6	0	1	3	1	0	1
	5/23	4	2	1	0	1	0	0
	6	10	4	1	2	0	0	3
	7	4	1	2	1	0	0	0
	8/17	8	2	2	3	0	0	1
	9	4	1	2	1	0	0	0
	10	10	3	2	3	1	0	1
	11	4	0	1	1	0	2	0
	12	12	1	6	3	2	0	0
	13	0	0	0	0	0	0	0
	15	2	0	0	1	0	0	1
	18/26	0	0	0	0	0	0	0
	19/21	2	1	0	0	1	0	0
	22	0	0	0	0	0	0	0
	25 /27	2	1	0	1	0	0	0
Leg. Dist. 21		92	21	26	24	7	2	12
Leg. Dist. 22	1/17	0	0	0	0	0	0	0
	2/13	0	0	0	0	0	0	0
	3	0	0	0	0	0	0	0
	4/16/19	0	0	0	0	0	0	0
	5/29-13	0	0	0	0	0	0	0

COUNTY COURT JUDGE
INDEPEDENCE PRIMARY
(VOTE FOR 2)
DETAIL

LEGISLATIVE DISTRICT OR TOWN	ELECTION DISTRICT	TOTAL VOTES	JOHN L DEMARCO 3G	MICHAEL L DOLLINGER 4G	KAREN BAILEY TURNER 5G	KYLE R STEINEBACH 6G	SCATTER	BLANK AND VOID
Leg. Dist. 22								
	6	0	0	0	0	0	0	0
	7	0	0	0	0	0	0	0
	8/22	0	0	0	0	0	0	0
	9/10	0	0	0	0	0	0	0
	11/21	6	2	1	1	0	0	2
	12/23	0	0	0	0	0	0	0
	14/15	2	0	1	1	0	0	0
	18	0	0	0	0	0	0	0
	20/24	0	0	0	0	0	0	0
	25	4	1	0	0	1	0	2
	26	2	0	1	0	0	0	1
	27	0	0	0	0	0	0	0
Leg. Dist. 22		14	3	3	2	1	0	5
Leg. Dist. 23								
	1/6/9	6	1	1	0	1	0	3
	2/3	0	0	0	0	0	0	0
	4/12/22	14	3	3	4	2	0	2
	5/7	4	1	2	0	0	0	1
	8/14	4	1	1	1	0	0	1
	10/20	8	1	2	2	1	0	2
	11/28	8	1	2	3	0	0	2
	13	2	0	1	0	0	0	1
	15/23/29	2	1	0	0	0	0	1
	16/17/27	6	1	0	2	1	0	2
	18/19	14	2	3	3	2	0	4
	21	4	0	1	1	0	0	2
	24	6	1	2	2	0	0	1
	25/26	12	4	4	2	0	0	2
Leg. Dist. 23		90	17	22	20	7	0	24
Leg. Dist. 24								
	1/13	2	1	0	1	0	0	0

COUNTY COURT JUDGE
INDEPEDENCE PRIMARY
(VOTE FOR 2)
DETAIL

LEGISLATIVE DISTRICT OR TOWN	ELECTION DISTRICT	TOTAL VOTES	JOHN L DEMARCO 3G	MICHAEL L DOLLINGER 4G	KAREN BAILEY TURNER 5G	KYLE R STEINEBACH 6G	SCATTER	BLANK AND VOID
Leg. Dist. 24	2/23	2	0	1	1	0	0	0
	3/6/22	4	1	2	0	0	0	1
	4	2	0	0	1	0	0	1
	5	6	1	1	3	1	0	0
	7/19	2	0	0	0	0	0	2
	8/9	0	0	0	0	0	0	0
	10	4	0	1	1	1	0	1
	11/12	0	0	0	0	0	0	0
	14/20/21	2	0	1	0	0	0	1
	15	16	4	4	2	1	0	5
	16/18	6	1	1	2	0	0	2
	17	2	1	0	1	0	0	0
	24	0	0	0	0	0	0	0
Leg. Dist. 24		48	9	11	12	3	0	13
Leg. Dist. 25	1/9/22	8	2	2	2	0	0	2
	2	0	0	0	0	0	0	0
	3	2	0	0	1	0	0	1
	4/6/14/24/26/27	6	1	1	1	0	0	3
	5/10	2	1	0	1	0	0	0
	7/13	4	1	0	0	0	0	3
	8	2	1	0	0	0	0	1
	11	0	0	0	0	0	0	0
	12 /28	2	0	0	1	1	0	0
	15/18	2	0	1	1	0	0	0
	16	0	0	0	0	0	0	0
	17	0	0	0	0	0	0	0
	19	2	0	0	0	0	0	2
	20	0	0	0	0	0	0	0
	21	0	0	0	0	0	0	0
	23	0	0	0	0	0	0	0

COUNTY COURT JUDGE
INDEPEDENCE PRIMARY
(VOTE FOR 2)
DETAIL

LEGISLATIVE DISTRICT OR TOWN	ELECTION DISTRICT	TOTAL VOTES	JOHN L DEMARCO 3G	MICHAEL L DOLLINGER 4G	KAREN BAILEY TURNER 5G	KYLE R STEINEBACH 6G	SCATTER	BLANK AND VOID
Leg. Dist. 25	25	2	0	1	0	0	0	1
	29/30	4	2	0	2	0	0	0
Leg. Dist. 25		36	8	5	9	1	0	13
Leg. Dist. 26	1/13/14	20	2	6	6	3	0	3
	2/12/17	14	4	5	2	2	0	1
	3/4/5/11	26	5	5	4	3	0	9
	6	0	0	0	0	0	0	0
	7/8	2	0	1	1	0	0	0
	9	2	1	1	0	0	0	0
	10/15	2	0	1	1	0	0	0
	16	4	1	2	0	0	0	1
Leg. Dist. 26		70	13	21	14	8	0	14
Leg. Dist. 27	1/2	12	1	5	5	1	0	0
	3/16	18	3	2	6	2	0	5
	4/5	8	0	3	2	0	1	2
	6	0	0	0	0	0	0	0
	7/12	8	1	1	3	1	0	2
	8	4	0	1	2	0	0	1
	9	2	0	0	1	0	0	1
	10/11	6	2	2	1	1	0	0
	13/21	4	0	1	2	0	0	1
	14	2	1	0	1	0	0	0
	15	2	0	0	1	0	0	1
	17	4	0	0	2	0	0	2
	18	6	2	2	0	0	0	2
	19/23	2	0	1	1	0	0	0
	20	0	0	0	0	0	0	0
	22	0	0	0	0	0	0	0
	25/26	6	2	1	1	1	0	1

COUNTY COURT JUDGE
INDEPEDENCE PRIMARY
(VOTE FOR 2)
DETAIL

LEGISLATIVE DISTRICT OR TOWN	ELECTION DISTRICT	TOTAL VOTES	JOHN L DEMARCO 3G	MICHAEL L DOLLINGER 4G	KAREN BAILEY TURNER 5G	KYLE R STEINEBACH 6G	SCATTER	BLANK AND VOID
Leg. Dist. 27		84	12	19	28	6	1	18
Leg. Dist. 28	1/2	0	0	0	0	0	0	0
	3	4	1	0	2	1	0	0
	4/10	2	1	0	1	0	0	0
	5	0	0	0	0	0	0	0
	6/18	10	2	3	3	2	0	0
	7/17	0	0	0	0	0	0	0
	8	4	1	1	2	0	0	0
	9/20	2	1	0	1	0	0	0
	11/16	4	1	2	1	0	0	0
	12	0	0	0	0	0	0	0
	13/15	2	0	1	0	0	0	1
	14/22	0	0	0	0	0	0	0
	19	0	0	0	0	0	0	0
	21	4	1	2	1	0	0	0
Leg. Dist. 28		32	8	9	11	3	0	1
Leg. Dist. 29	1/2/26	2	0	1	0	1	0	0
	3/8/9	6	2	1	3	0	0	0
	4/6	4	1	1	1	1	0	0
	5/10	4	0	2	1	1	0	0
	7/17	14	6	4	3	1	0	0
	11/14	6	2	1	2	0	0	1
	12	0	0	0	0	0	0	0
	15/16/19	2	0	0	1	0	0	1
	18/21	2	0	0	0	0	0	2
	20	0	0	0	0	0	0	0
	22	2	0	0	1	0	0	1
	23	0	0	0	0	0	0	0
	24	0	0	0	0	0	0	0
	25/28	12	3	4	2	0	0	3

COUNTY COURT JUDGE
INDEPEDENCE PRIMARY
(VOTE FOR 2)
DETAIL

LEGISLATIVE DISTRICT OR TOWN	ELECTION DISTRICT	TOTAL VOTES	JOHN L DEMARCO 3G	MICHAEL L DOLLINGER 4G	KAREN BAILEY TURNER 5G	KYLE R STEINEBACH 6G	SCATTER	BLANK AND VOID
Leg. Dist. 29		54	14	14	14	4	0	8
CITY Brighton		544	112	132	136	46	3	115
	1/2-6/8-10/12-14/16-23/25-33/35-46	140	20	47	38	15	0	20
	7/15/34	12	2	4	2	1	0	3
	11/24	16	0	8	4	1	0	3
Brighton		168	22	59	44	17	0	26
Chili								
	1/4-23/25-32	150	33	21	28	26	0	42
	2/3/24	22	6	4	7	2	0	3
Chili		172	39	25	35	28	0	45
Clarkson								
	1/2/3/4/5/6	152	29	22	17	15	0	69
Clarkson		152	29	22	17	15	0	69
East Rochester								
	1/2/7	40	7	11	8	9	0	5
	3/4/5/6	26	5	4	4	6	0	7
East Rochester		66	12	15	12	15	0	12
Gates								
	1/11/12	6	0	0	1	1	0	4
	2	4	1	0	1	1	0	1
	3/15/27/30	30	2	8	9	2	0	9
	4/20/25	10	3	1	3	1	0	2
	5/23	24	7	5	4	3	0	5
	6	2	0	0	0	0	0	2
	7/18/26/34/35	18	4	2	2	5	0	5
	8/19/24/28	26	8	5	5	2	0	6
	9	20	7	4	5	4	0	0
	10/22	16	5	3	4	1	0	3
	13/17/29	4	1	0	1	1	0	1
	14/21/31	14	2	2	2	3	0	5

COUNTY COURT JUDGE
INDEPEDENCE PRIMARY
(VOTE FOR 2)
DETAIL

LEGISLATIVE DISTRICT OR TOWN	ELECTION DISTRICT	TOTAL VOTES	JOHN L DEMARCO 3G	MICHAEL L DOLLINGER 4G	KAREN BAILEY TURNER 5G	KYLE R STEINEBACH 6G	SCATTER	BLANK AND VOID
Gates								
	16	4	0	1	1	0	0	2
	32	4	1	0	2	0	0	1
	33	2	0	1	0	1	0	0
Gates		184	41	32	40	25	0	46
Greece								
	1/74	4	2	0	0	0	0	2
	2/34/54	24	4	4	4	5	0	7
	3/52/73/85	24	9	3	5	5	0	2
	4/40/68	22	7	4	5	2	0	4
	5/8/9	16	5	3	3	2	0	3
	6/7/22	22	2	2	2	5	2	9
	10/11/25	16	2	4	5	1	0	4
	12/46/49	8	2	1	4	0	0	1
	13	4	2	1	0	1	0	0
	14/83	14	5	0	4	1	0	4
	15	0	0	0	0	0	0	0
	16/38/76	16	4	2	0	5	0	5
	17	4	0	1	0	1	0	2
	18/67	6	2	0	2	0	0	2
	19/23	12	3	1	2	4	0	2
	20	6	0	1	1	2	0	2
	21	10	3	2	3	1	0	1
	24/27/108/109	36	6	4	5	11	0	10
	26/30/41/48/78	42	8	6	7	10	0	11
	28/45/91	24	5	3	3	4	0	9
	29	8	4	3	1	0	0	0
	31/47	14	2	3	0	1	0	8
	32	4	1	1	0	2	0	0
	33/57	10	3	3	1	2	0	1
	35	4	0	0	0	0	0	4
	36/42/60/75/95	16	2	2	1	1	0	10

COUNTY COURT JUDGE
 INDEPEDENCE PRIMARY
 (VOTE FOR 2)
 DETAIL

LEGISLATIVE DISTRICT OR TOWN	ELECTION DISTRICT	TOTAL VOTES	JOHN L DEMARCO 3G	MICHAEL L DOLLINGER 4G	KAREN BAILEY TURNER 5G	KYLE R STEINEBACH 6G	SCATTER	BLANK AND VOID
Greece								
	37/81	12	4	3	2	3	0	0
	39	4	0	0	0	0	0	4
	43	6	0	1	1	2	0	2
	44/89/99	26	5	9	1	6	0	5
	50/56	6	1	2	1	1	0	1
	51	8	1	2	3	2	0	0
	53/72/88	24	7	5	5	4	0	3
	55	8	1	0	2	1	0	4
	58	4	0	0	0	1	0	3
	59/61	16	6	1	3	2	0	4
	62/96/101	22	4	5	2	6	0	5
	63	0	0	0	0	0	0	0
	64	8	2	2	1	1	0	2
	65	2	1	1	0	0	0	0
	66	2	0	0	1	1	0	0
	69	4	2	0	2	0	0	0
	70/107	52	16	8	6	15	0	7
	71	6	0	2	1	2	0	1
	77	4	1	2	0	0	0	1
	7998/106	26	10	4	2	3	0	7
	80	10	1	3	2	1	0	3
	82	2	1	0	0	0	0	1
	84	2	0	0	1	1	0	0
	86	6	2	1	0	2	0	1
	87	12	6	2	1	2	0	1
	90/102	22	4	3	4	7	0	4
	92/100	8	3	0	2	0	0	3
	93	6	2	1	2	1	0	0
	94	4	2	2	0	0	0	0
	97	12	5	3	3	1	0	0
	103	10	2	1	1	3	0	3

COUNTY COURT JUDGE
INDEPEDENCE PRIMARY
(VOTE FOR 2)
DETAIL

LEGISLATIVE DISTRICT OR TOWN	ELECTION DISTRICT	TOTAL VOTES	JOHN L DEMARCO 3G	MICHAEL L DOLLINGER 4G	KAREN BAILEY TURNER 5G	KYLE R STEINEBACH 6G	SCATTER	BLANK AND VOID
Greece	104	6	1	0	1	2	0	2
	105	10	2	1	3	0	0	4
Greece		716	175	118	111	136	2	174
Hamlin	1/6/8	10	3	2	3	2	0	0
	2/5	16	3	2	3	5	0	3
	3/7	16	4	3	2	1	0	6
	4	2	0	1	0	1	0	0
	9/10	12	5	4	0	2	0	1
Hamlin		56	15	12	8	11	0	10
Henrietta	1/12/21/28	38	11	10	6	6	0	5
	2	2	0	0	0	0	0	2
	3	6	1	2	1	0	0	2
	4	0	0	0	0	0	0	0
	5/32	30	7	10	7	3	0	3
	6/8	18	3	6	5	2	0	2
	7/22	24	5	7	6	4	0	2
	9/24/33	26	5	8	6	0	1	6
	10/18	14	5	3	2	2	0	2
	11/23/34	18	4	4	2	3	0	5
	13/29	28	8	7	5	2	0	6
	14	0	0	0	0	0	0	0
	15	18	4	5	4	2	0	3
	16	0	0	0	0	0	0	0
	17/25	28	10	4	6	4	0	4
	19/20/35	26	4	5	11	0	0	6
	26	22	6	6	7	1	0	2
	27/31	8	0	3	2	2	0	1
	30	16	4	1	1	2	0	8
Henrietta		322	77	81	71	33	1	59

COUNTY COURT JUDGE
INDEPEDENCE PRIMARY
(VOTE FOR 2)
DETAIL

LEGISLATIVE DISTRICT OR TOWN	ELECTION DISTRICT	TOTAL VOTES	JOHN L DEMARCO 3G	MICHAEL L DOLLINGER 4G	KAREN BAILEY TURNER 5G	KYLE R STEINEBACH 6G	SCATTER	BLANK AND VOID
Irondequoit	1/3/14/18/25/28/33/34/44/53/57/59/60	102	31	26	17	11	0	17
	2/6/13/17/21/24/31/32/38/45/48/55/56/58	112	31	20	19	17	1	24
	4/7-10/15/16/20/22/27/30/40/42/46/47/49/51/62/63/68	176	58	33	26	20	0	39
	5/11/12/19/23/26/29/35-37/39/41/43/50/52/54/61/64-67	80	23	24	20	4	0	9
Irondequoit		470	143	103	82	52	1	89
Mendon	1/2-9	112	23	16	27	14	0	32
Mendon		112	23	16	27	14	0	32
Ogden	1/2-3/5/7-9/11-13/15-16/19-20	176	46	43	35	25	0	27
	4/6/10/14/17/18	22	5	8	4	3	0	2
Ogden		198	51	51	39	28	0	29
Parma	1/2-15	86	15	18	17	12	0	24
Parma		86	15	18	17	12	0	24
Penfield	1/6/12/15/20/21/24/25/33/38/42	130	28	29	29	12	1	31
	2/3/4/7/10/11/14/16/18/19/23/27-32/35/36/39/41	250	50	73	64	20	1	42
	5/ 8/ 9/ 13/ 17/ 22/ 26/ 34/ 37/ 40	70	18	20	14	10	0	8
Penfield		450	96	122	107	42	2	81
Perinton	1/2/3/8/13/15/17/18/23/27/28/32/33/35/44/49/51-53/55	234	49	72	67	19	0	27
	4/5-7/14/25/38	76	11	23	18	10	0	14
	9/19/20/24/26/30/31/34/36/37/40/42/43/47/48/50/54/56	190	38	55	41	16	0	40
	10/11/12/16/21/22/29/41/46	60	14	15	16	7	0	8
	39/45	18	3	6	5	3	0	1
Perinton		578	115	171	147	55	0	90
Pittsford	1/2-6/8/9/11/13-16/19-21/23/24/27/29/30/32	140	23	30	30	24	0	33
	7/12/17/26	32	7	7	9	6	0	3
	10/34	10	4	1	3	1	0	1

COUNTY COURT JUDGE
INDEPEDENCE PRIMARY
(VOTE FOR 2)
DETAIL

LEGISLATIVE DISTRICT OR TOWN	ELECTION DISTRICT	TOTAL VOTES	JOHN L DEMARCO 3G	MICHAEL L DOLLINGER 4G	KAREN BAILEY TURNER 5G	KYLE R STEINEBACH 6G	SCATTER	BLANK AND VOID
Pittsford	18/28	8	4	2	0	0	0	2
	22	8	2	1	2	1	0	2
	25	6	2	1	1	0	0	2
	31	4	1	2	1	0	0	0
	33	10	3	2	3	0	0	2
Pittsford		218	46	46	49	32	0	45
Riga	1/2-6	36	7	7	8	8	0	6
Riga		36	7	7	8	8	0	6
Rush	1/2-4	82	15	16	14	11	0	26
Rush		82	15	16	14	11	0	26
Sweden	1/3/4/8/12	66	15	11	17	14	0	9
	2/5-7/9-11	30	10	5	3	6	0	6
Sweden		96	25	16	20	20	0	15
Webster	1/2	8	3	1	1	1	0	2
	3/36	10	1	4	3	2	0	0
	4/14	12	3	4	3	0	0	2
	5/21	20	4	3	3	1	0	9
	6/11/15/43	22	8	2	6	6	0	0
	7/12/22	34	10	5	4	2	0	13
	8/13/18/19	22	7	4	3	2	0	6
	9/41	10	3	1	3	0	0	3
	10	12	4	4	2	0	0	2
	16/26	6	2	3	0	1	0	0
	17/20/42	34	9	11	8	2	0	4
	23 /32	12	1	4	2	1	0	4
	24	16	2	4	5	2	0	3
	25/38	26	11	5	4	1	0	5

COUNTY COURT JUDGE
INDEPEDENCE PRIMARY
(VOTE FOR 2)
DETAIL

LEGISLATIVE DISTRICT OR TOWN	ELECTION DISTRICT	TOTAL VOTES	JOHN L DEMARCO 3G	MICHAEL L DOLLINGER 4G	KAREN BAILEY TURNER 5G	KYLE R STEINEBACH 6G	SCATTER	BLANK AND VOID
Webster								
	27/40	32	10	7	9	3	0	3
	28/33/34	10	2	3	2	0	0	3
	29	2	1	0	0	1	0	0
	30	8	0	2	3	0	0	3
	31/35	18	3	5	6	2	0	2
	37/39	40	11	6	3	5	0	15
Webster		354	95	78	70	32	0	79
Wheatland								
	1/2-5	18	4	1	2	1	0	10
Wheatland		18	4	1	2	1	0	10
TOWNS		4,534	1,045	1,009	920	587	6	967
GRAND TOTAL:		5,078	1,157	1,141	1,056	633	9	1,082

COUNTY LEGISLATOR
5TH DISTRICT
INDEPENDENCE PRIMARY
OPPORTUNITY TO BALLOT

LEGISLATIVE DISTRICT OR TOWN	ELECTION DISTRICT	TOTAL VOTES	KARLA F BOYCE 7G	TERRY DANIELE W-IN	SCATTER	BLANK AND VOID
Henrietta	2	1	0	0	0	1
	9/24/33	13	9	3	0	1
	16	0	0	0	0	0
	30	8	4	0	0	4
Henrietta		<u>22</u>	<u>13</u>	<u>3</u>	<u>0</u>	<u>6</u>
Mendon	1/2-9	56	24	11	0	21
Mendon		<u>56</u>	<u>24</u>	<u>11</u>	<u>0</u>	<u>21</u>
Pittsford	7/12/17/26	16	10	2	0	4
	33	5	2	2	0	1
Pittsford		<u>21</u>	<u>12</u>	<u>4</u>	<u>0</u>	<u>5</u>
Rush	1/2-4	41	11	22	0	8
Rush		<u>41</u>	<u>11</u>	<u>22</u>	<u>0</u>	<u>8</u>
GRAND TOTAL:		<u><u>140</u></u>	<u><u>60</u></u>	<u><u>40</u></u>	<u><u>0</u></u>	<u><u>40</u></u>

COUNTY LEGISLATOR
6TH DISTRICT
INDEPENDENCE PRIMARY
OPPORTUNITY TO BALLOT

LEGISLATIVE DISTRICT OR TOWN	ELECTION DISTRICT	TOTAL VOTES	FRED ANCELLO 7G	DAN MALONEY W-IN	SCATTER	BLANK AND VOID
Greece						
	5/8/9	8	5	3	0	0
	6/7/22	11	5	6	0	0
	10/11/25	8	3	5	0	0
	12/46/49	4	2	1	0	1
	15	0	0	0	0	0
	19/23	6	4	2	0	0
	26/30/41/48/78	21	7	9	0	5
	31/47	7	3	4	0	0
	50/56	3	1	2	0	0
	53/72/88	12	6	2	0	4
	62/96/101	11	5	3	0	3
	80	5	2	1	0	2
GRAND TOTAL:		<u>96</u>	<u>43</u>	<u>38</u>	<u>0</u>	<u>15</u>

COUNTY LEGISLATOR
8TH DISTRICT
INDEPENDENCE PRIMARY
OPPORTUNITY TO BALLOT

LEGISLATIVE DISTRICT OR TOWN	ELECTION DISTRICT	TOTAL VOTES	MATTHEW D TERP 7G	MEGAN THOMPSON W-IN	SCATTER	BLANK AND VOID
Webster						
	1/2	4	1	3	0	0
	3/36	5	2	3	0	0
	4/14	6	4	1	0	1
	5/21	10	5	2	0	3
	10	6	5	1	0	0
	17/20/42	17	12	2	0	3
	23 /32	6	5	1	0	0
	24	8	4	2	0	2
	25/38	13	9	3	0	1
	27/40	16	9	5	0	2
	28/33/34	5	3	0	0	2
	30	4	0	2	0	2
	31/35	9	4	4	0	1
GRAND TOTAL:		<u>109</u>	<u>63</u>	<u>29</u>	<u>0</u>	<u>17</u>

COUNTY LEGISLATOR
 9TH DISTRICT
 INDEPENDENCE PRIMARY
 OPPORTUNITY TO BALLOT

LEGISLATIVE DISTRICT OR TOWN	ELECTION DISTRICT	TOTAL VOTES	PAUL DONDORFER 7G	CATHERINE DEAN W-IN	SCATTER	BLANK AND VOID
Penfield	1/6/12/15/20/21/24/25/33/38/42	65	30	20	0	15
	2/3/4/7/10/11/14/16/18/19/23/27-32/35/36/39/41	125	60	36	2	27
GRAND TOTAL:		<u>190</u>	<u>90</u>	<u>56</u>	<u>2</u>	<u>42</u>

COUNTY LEGISLATOR
 11TH DISTRICT
 INDEPENDENCE PRIMARY
 OPPORTUNITY TO BALLOT

LEGISLATIVE DISTRICT OR TOWN	ELECTION DISTRICT	TOTAL VOTES	SEAN M DELEHANTY 7G	JOSHUA FOLADARE W-IN	SCATTER	BLANK AND VOID
Perinton						
	4/5-7/14/25/38	38	25	4	2	7
	9/19/20/24/26/30/31/34/36/37/40/42/43/47/48/50/54/56	95	57	12	0	26
	39/45	9	4	3	0	2
GRAND TOTAL:		<u>142</u>	<u>86</u>	<u>19</u>	<u>2</u>	<u>35</u>

COUNTY LEGISLATOR
 13TH DISTRICT
 INDEPENDENCE PRIMARY
 OPPORTUNITY TO BALLOT

LEGISLATIVE DISTRICT OR TOWN	ELECTION DISTRICT	TOTAL VOTES	MATTHEW T BORKOWSKI	MICHAEL YUDELSON	SCATTER	BLANK AND VOID
			7G	W-IN		
Henrietta						
	1/12/21/28	19	11	5	0	3
	5/32	15	6	4	0	5
	6/8	9	6	2	0	1
	7/22	12	6	1	0	5
	10/18	7	3	2	0	2
	14	0	0	0	0	0
	15	9	6	2	0	1
	17/25	14	6	5	0	3
	19/20/35	13	8	2	0	3
	26	11	6	4	0	1
	27/31	4	3	1	0	0
Henrietta		<u>113</u>	<u>61</u>	<u>28</u>	<u>0</u>	<u>24</u>
Pittsford						
	10/34	5	4	0	0	1
	22	4	3	0	0	1
	25	3	3	0	0	0
Pittsford		<u>12</u>	<u>10</u>	<u>0</u>	<u>0</u>	<u>2</u>
GRAND TOTAL:		<u><u>125</u></u>	<u><u>71</u></u>	<u><u>28</u></u>	<u><u>0</u></u>	<u><u>26</u></u>

COUNTY LEGISLATOR
15TH DISTRICT
INDEPENDENCE PRIMARY
OPPORTUNITY TO BALLOT

LEGISLATIVE DISTRICT OR TOWN	ELECTION DISTRICT	TOTAL	GEORGE J	BUTCH	SCATTER	BLANK AND VOID
		VOTES	HEBERT	FITZSIMMONS		
		7G	W-IN			
Penfield	5/ 8/ 9/ 13/ 17/ 22/ 26/ 34/ 37/ 40	35	14	13	2	6
Penfield		35	14	13	2	6
Webster	6/11/15/43	11	9	1	0	1
	7/12/22	17	12	1	0	4
	8/13/18/19	11	7	0	0	4
	9/41	5	2	0	0	3
	16/26	3	2	1	0	0
	29	1	1	0	0	0
	37/39	20	10	2	0	8
Webster		68	43	5	0	20
GRAND TOTAL:		103	57	18	2	26

COUNTY LEGISLATOR
17TH DISTRICT
INDEPENDENCE PRIMARY

LEGISLATIVE DISTRICT OR TOWN	ELECTION DISTRICT	TOTAL VOTES	JOSEPH D MORELLE, JR 7G	GREGORY J DEVLIN 8G	SCATTER	BLANK AND VOID
Irondequoit	2/6/13/17/21/24/31/32/38/45/48/55/56/58	56	37	16	1	2
	5/11/12/19/23/26/29/35-37/39/41/43/50/52/54/61/64-67	40	24	13	0	3
GRAND TOTAL:		<u>96</u>	<u>61</u>	<u>29</u>	<u>1</u>	<u>5</u>

COUNTY LEGISLATOR
 18TH DISTRICT
 INDEPENDENCE PRIMARY
 OPPORTUNITY TO BALLOT

LEGISLATIVE DISTRICT OR TOWN	ELECTION DISTRICT	TOTAL VOTES	KARA C HALSTEAD 7G	JOHN B BAYNES W-IN	SCATTER	BLANK AND VOID
East Rochester	1/2/7	20	8	9	0	3
East Rochester		20	8	9	0	3
Perinton	1/2/3/8/13/15/17/18/23/27/28/32/33/35/44/49/51-53/55	117	52	49	2	14
	10/11/12/16/21/22/29/41/46	30	13	11	0	6
Perinton		147	65	60	2	20
GRAND TOTAL:		167	73	69	2	23

COUNTY LEGISLATOR
20TH DISTRICT
INDEPENDENCE PRIMARY
OPPORTUNITY TO BALLOT

LEGISLATIVE DISTRICT OR TOWN	ELECTION DISTRICT	TOTAL VOTES	MICHAEL T ZALE 7G	JW COOK W-IN	SCATTER	BLANK AND VOID
Greece						
	14/83	7	6	1	0	0
	51	4	0	3	0	1
	59/61	8	5	1	0	2
	93	3	1	1	0	1
	94	2	1	1	0	0
Greece		<u>24</u>	<u>13</u>	<u>7</u>	<u>0</u>	<u>4</u>
Ogden						
	1/2-3/5/7-9/11-13/15-16/19-20	88	58	23	0	7
Ogden		<u>88</u>	<u>58</u>	<u>23</u>	<u>0</u>	<u>7</u>
Sweden						
	1/3/4/8/12	33	13	19	0	1
Sweden		<u>33</u>	<u>13</u>	<u>19</u>	<u>0</u>	<u>1</u>
GRAND TOTAL:		<u><u>145</u></u>	<u><u>84</u></u>	<u><u>49</u></u>	<u><u>0</u></u>	<u><u>12</u></u>

TOWN OF CLARKSON
TOWN SUPERVISOR
INDEPENDENCE PRIMARY
OPPORTUNITY TO BALLOT

<u>LEGISLATIVE DISTRICT OR TOWN</u>	<u>ELECTION DISTRICT</u>	<u>TOTAL VOTES</u>	<u>CHRISTA L FILIPOWICZ 7G</u>	<u>THERESA ALANO W-IN</u>	<u>SCATTER</u>	<u>BLANK AND VOID</u>
Clarkson	1/2/3/4/5/6	76	44	21	0	11
GRAND TOTAL:		<u>76</u>	<u>44</u>	<u>21</u>	<u>0</u>	<u>11</u>

TOWN OF CLARKSON
TOWN CLERK
INDEPENDENCE PRIMARY
OPPORTUNITY TO BALLOT

<u>LEGISLATIVE DISTRICT OR TOWN</u>	<u>ELECTION DISTRICT</u>	<u>TOTAL VOTES</u>	<u>SHARON S MATTISON 8G</u>	<u>SARA TEBO W-IN</u>	<u>SCATTER</u>	<u>BLANK AND VOID</u>
Clarkson	1/2/3/4/5/6	<u>76</u>	<u>54</u>	<u>20</u>	<u>0</u>	<u>2</u>
GRAND TOTAL:		<u><u>76</u></u>	<u><u>54</u></u>	<u><u>20</u></u>	<u><u>0</u></u>	<u><u>2</u></u>

TOWN OF CLARKSON
MEMBER OF TOWN COUNCIL
(VOTE FOR 2)
INDEPENDENCE PRIMARY
OPPORTUNITY TO BALLOT

LEGISLATIVE DISTRICT OR TOWN	ELECTION DISTRICT	TOTAL VOTES	LESLIE A ZINK 9G	THOMAS A GUARINO 10G	SHELDON MEYERS W-IN	TOM TRAPP W-IN	SCATTER	BLANK AND VOID
Clarkson	1/2/3/4/5/6	152	40	34	23	22	0	33
GRAND TOTAL:		152	40	34	23	22	0	33

TOWN OF HENRIETTA
TOWN JUSTICE
(VOTE FOR 3)
INDEPENDENCE PRIMARY

LEGISLATIVE DISTRICT OR TOWN	ELECTION DISTRICT	TOTAL VOTES	JOHN G PERICAK	GREGORY P SALMON	JAMES F BEIKIRCH	SUSAN MICHEL	ROBERT L COOK	STEVEN M DONSKY	SCATTER	BLANK AND VOID
			8G	9G	10G	11G	12G	13G		
Henrietta	1/12/21/28	57	6	5	9	10	11	13	0	3
	2	3	0	0	1	1	0	0	0	1
	3	9	1	0	2	3	1	1	0	1
	4	0	0	0	0	0	0	0	0	0
	5/32	45	3	3	7	9	8	8	0	7
	6/8	27	1	3	5	6	4	3	0	5
	7/22	36	2	3	7	6	7	8	0	3
	9/24/33	39	6	3	5	5	3	5	0	12
	10/18	21	2	2	3	4	2	4	0	4
	11/23/34	27	1	3	4	5	1	6	0	7
	13/29	42	2	4	5	10	5	11	0	5
	14	0	0	0	0	0	0	0	0	0
	15	27	6	1	5	4	3	6	0	2
	16	0	0	0	0	0	0	0	0	0
	17/25	42	8	3	7	8	4	8	0	4
	19/20/35	39	2	1	7	8	4	6	0	11
	26	33	2	3	5	8	5	6	0	4
	27/31	12	0	0	4	2	2	2	0	2
	30	24	3	0	3	1	0	6	0	11
GRAND TOTAL:		<u>483</u>	<u>45</u>	<u>34</u>	<u>79</u>	<u>90</u>	<u>60</u>	<u>93</u>	<u>0</u>	<u>82</u>

TOWN OF MENDON
TOWN SUPERVISOR
INDEPENDENCE PRIMARY
OPPORTUNITY TO BALLOT

<u>LEGISLATIVE DISTRICT OR TOWN</u>	<u>ELECTION DISTRICT</u>	<u>TOTAL VOTES</u>	<u>JOHN D MOFFITT 8G</u>	<u>SCATTER</u>	<u>BLANK AND VOID</u>
Mendon	1/2-9	56	34	1	21
GRAND TOTAL:		<u>56</u>	<u>34</u>	<u>1</u>	<u>21</u>

TOWN OF MENDON
TOWN JUSTICE
INDEPENDENCE PRIMARY

LEGISLATIVE DISTRICT OR TOWN	ELECTION DISTRICT	TOTAL VOTES	JON M STERN 9G	WILLIAM P FLETCHER 10G	SCATTER	BLANK AND VOID
Mendon	1/2-9	56	15	25	0	16
GRAND TOTAL:		56	15	25	0	16

TOWN OF MENDON
MEMBER OF TOWN COUNCIL
(VOTE FOR 2)
INDEPENDENCE PRIMARY
OPPORTUNITY TO BALLOT

LEGISLATIVE DISTRICT OR TOWN	ELECTION DISTRICT	TOTAL VOTES	THOMAS G DUBOIS 11G	KAREN R JENKINS 12G	JEFFREY CLARK W-IN	DAVID COOK W-IN	SCATTER	BLANK AND VOID
Mendon	1/2-9	112	20	28	8	9	0	47
GRAND TOTAL:		112	20	28	8	9	0	47

TOWN OF PENFIELD
TOWN JUSTICE
INDEPENDENCE PRIMARY

LEGISLATIVE DISTRICT OR TOWN	ELECTION DISTRICT	TOTAL VOTES	PAULA C METZLER 8G	MICHAEL J LINGLE 9G	SCATTER	BLANK AND VOID
Penfield						
	1/6/12/15/20/21/24/25/33/38/42	65	32	22	2	9
	2/3/4/7/10/11/14/16/18/19/23/27-32/35/36/39/41	125	66	51	0	8
	5/ 8/ 9/ 13/ 17/ 22/ 26/ 34/ 37/ 40	35	22	10	0	3
GRAND TOTAL:		<u>225</u>	<u>120</u>	<u>83</u>	<u>2</u>	<u>20</u>

TOWN OF PENFIELD
 MEMBER OF TOWN COUNCIL
 (VOTE FOR 2)
 INDEPENDENCE PRIMARY
 OPPORTUNITY TO BALLOT

LEGISLATIVE DISTRICT OR TOWN	ELECTION DISTRICT	TOTAL VOTES	DEBBIE DRAWE 10G	LINDA W KOHL 11G	MINDY MACLAREN W-IN	JULIE MITCHELL W-IN	SCATTER	BLANK AND VOID
Penfield	1/6/12/15/20/21/24/25/33/38/42	130	22	28	16	15	6	43
	2/3/4/7/10/11/14/16/18/19/23/27-32/35/36/39/41	250	60	57	33	32	0	68
	5/ 8/ 9/ 13/ 17/ 22/ 26/ 34/ 37/ 40	70	14	14	13	13	0	16
GRAND TOTAL:		<u>450</u>	<u>96</u>	<u>99</u>	<u>62</u>	<u>60</u>	<u>6</u>	<u>127</u>

TOWN OF PERINTON
TOWN SUPERVISOR
INDEPENDENCE PRIMARY
OPPORTUNITY TO BALLOT

LEGISLATIVE DISTRICT OR TOWN	ELECTION DISTRICT	TOTAL VOTES	CIARAN T HANNA 8G	ANDREW GILCHRIST W-IN	SCATTER	BLANK AND VOID
Perinton						
	1/2/3/8/13/15/17/18/23/27/28/32/33/35/44/49/51-53/55	117	69	27	0	21
	4/5-7/14/25/38	38	23	5	0	10
	9/19/20/24/26/30/31/34/36/37/40/42/43/47/48/50/54/56	95	53	12	0	30
	10/11/12/16/21/22/29/41/46	30	19	6	0	5
	39/45	9	5	3	0	1
GRAND TOTAL:		<u>289</u>	<u>169</u>	<u>53</u>	<u>0</u>	<u>67</u>

TOWN OF PERINTON
 MEMBER OF TOWN COUNCIL - 4 YEAR TERM
 (VOTE FOR 2)
 INDEPENDENCE PRIMARY
 OPPORTUNITY TO BALLOT

LEGISLATIVE DISTRICT OR TOWN	ELECTION DISTRICT	TOTAL VOTES	SEANA L SARTORI 9G	CRAIG R CHORMANN 10G	DALIA RODRIGUEZ APONTE W-IN	MEREDITH STOCKMAN BROADBENT W-IN	SCATTER	BLANK AND VOID
Perinton	1/2/3/8/13/15/17/18/23/27/28/32/33/35/44/49/51-53/55	234	62	58	27	32	3	52
	4/5-7/14/25/38	76	23	21	5	5	0	22
	9/19/20/24/26/30/31/34/36/37/40/42/43/47/48/50/54/56	190	41	37	12	13	5	82
	10/11/12/16/21/22/29/41/46	60	20	13	3	4	3	17
	39/45	18	4	4	3	3	0	4
GRAND TOTAL:		578	150	133	50	57	11	177

TOWN OF PERINTON
 MEMBER OF TOWN COUNCIL - 2 YEAR TERM
 INDEPENDENCE PRIMARY
 OPPORTUNITY TO BALLOT

LEGISLATIVE DISTRICT OR TOWN	ELECTION DISTRICT	TOTAL VOTES	DAVID P BELASKAS 11G	JEREMY JORDAN W-IN	SCATTER	BLANK AND VOID
Perinton	1/2/3/8/13/15/17/18/23/27/28/32/33/35/44/49/51-53/55	117	63	29	4	21
	4/5-7/14/25/38	38	20	5	0	13
	9/19/20/24/26/30/31/34/36/37/40/42/43/47/48/50/54/56	95	43	8	4	40
	10/11/12/16/21/22/29/41/46	30	18	3	3	6
	39/45	9	4	3	0	2
GRAND TOTAL:		<u>289</u>	<u>148</u>	<u>48</u>	<u>11</u>	<u>82</u>

TOWN OF RUSH
TOWN SUPERVISOR
INDEPENDENCE PRIMARY
OPPORTUNITY TO BALLOT

<u>LEGISLATIVE DISTRICT OR TOWN</u>	<u>ELECTION DISTRICT</u>	<u>TOTAL VOTES</u>	<u>PHYLLIS P WICKERHAM 8G</u>	<u>GERRY KUSSE W-IN</u>	<u>SCATTER</u>	<u>BLANK AND VOID</u>
Rush	1/2-4	41	12	21	0	8
GRAND TOTAL:		<u>41</u>	<u>12</u>	<u>21</u>	<u>0</u>	<u>8</u>

TOWN OF RUSH
TOWN CLERK
INDEPENDENCE PRIMARY
OPPORTUNITY TO BALLOT

<u>LEGISLATIVE DISTRICT OR TOWN</u>	<u>ELECTION DISTRICT</u>	<u>TOTAL VOTES</u>	<u>PAMELA J BUCCI 9G</u>	<u>KATHRYN HANKINS W-IN</u>	<u>SCATTER</u>	<u>BLANK AND VOID</u>
Rush	1/2-4	41	22	16	0	3
GRAND TOTAL:		<u>41</u>	<u>22</u>	<u>16</u>	<u>0</u>	<u>3</u>

TOWN OF RUSH
MEMBER OF TOWN COUNCIL
(VOTE FOR 2)
INDEPENDENCE PRIMARY
OPPORTUNITY TO BALLOT

LEGISLATIVE DISTRICT OR TOWN	ELECTION DISTRICT	TOTAL VOTES	JAMES L ROACH 10G	DANIEL V WOOLAVER 11G	AMBER CORBIN W-IN	CHAZ RORICK W-IN	SCATTER	BLANK AND VOID
Rush	1/2-4	82	8	17	18	18	1	20
GRAND TOTAL:		82	8	17	18	18	1	20

TOWN OF WEBSTER
MEMBER OF TOWN COUNCIL
(VOTE FOR 2)
INDEPENDENCE PRIMARY
OPPORTUNITY TO BALLOT

LEGISLATIVE DISTRICT OR TOWN	ELECTION DISTRICT	TOTAL VOTES	JOHN J CAHILL	WILLIAM G ABBOTT	DANIELLE PALERMO -JIMENEZ	ALI PETRILLO	SCATTER	BLANK AND VOID
			8G	9G	W-IN	W-IN		
Webster								
	1/2	8	1	1	0	0	0	6
	3/36	10	2	3	1	1	0	3
	4/14	12	5	5	0	0	0	2
	5/21	20	8	6	1	1	0	4
	6/11/15/43	22	8	9	1	1	0	3
	7/12/22	34	10	12	1	1	1	9
	8/13/18/19	22	7	6	0	0	0	9
	9/41	10	1	2	1	1	0	5
	10	12	5	3	0	0	0	4
	16/26	6	3	2	0	0	0	1
	17/20/42	34	10	10	2	3	0	9
	23 /32	12	2	3	1	2	0	4
	24	16	5	5	0	1	0	5
	25/38	26	11	7	2	2	2	2
	27/40	32	10	11	1	1	0	9
	28/33/34	10	2	4	1	1	0	2
	29	2	1	1	0	0	0	0
	30	8	2	1	1	1	0	3
	31/35	18	6	7	0	3	0	2
	37/39	40	7	7	3	3	0	20
GRAND TOTAL:		<u>354</u>	<u>106</u>	<u>105</u>	<u>16</u>	<u>22</u>	<u>3</u>	<u>102</u>

VILLAGE OF FAIRPORT
 VILLAGE TRUSTEE
 (VOTE FOR 2)
 INDEPENDENCE PRIMARY
 OPPORTUNITY TO BALLOT

LEGISLATIVE DISTRICT OR TOWN	ELECTION DISTRICT	TOTAL VOTES	CHAMBERLAIN R RATTELADE 12G	STEVEN E SCHALABBA 13G	MICHAEL FOLINO W-IN	EMILY MISCHLER W-IN	SCATTER	BLANK AND VOID
Perinton	4/5-7/14/25/38	76	22	22	4	4	0	24
GRAND TOTAL:		76	22	22	4	4	0	24

STATE SUPREME COURT JUSTICE
7TH JUDICIAL DISTRICT
(VOTE FOR 2)
PART 1 OF 2
SUMMARY

LEGISLATIVE DISTRICT OR TOWN	TOTAL VOTES	MEREDITH VACCA	KEVIN NASCA	MATTHEW ROSENBAUM	KEVIN NASCA	MATTHEW ROSENBAUM	MEREDITH VACCA
		DEM	REP	REP	CON	CON	LBT
Leg. Dist. 07	954	253	161	167	41	39	9
Leg. Dist. 16	18	6	1	2	1	1	0
Leg. Dist. 21	8,528	3,129	598	787	184	219	102
Leg. Dist. 22	4,358	1,693	146	199	55	60	29
Leg. Dist. 23	10,886	3,899	940	1,311	229	238	176
Leg. Dist. 24	6,796	2,621	464	627	107	104	114
Leg. Dist. 25	6,860	2,655	283	397	82	97	50
Leg. Dist. 26	5,462	1,499	758	797	235	222	73
Leg. Dist. 27	8,792	3,415	366	514	136	157	59
Leg. Dist. 28	4,220	1,403	376	435	114	119	44
Leg. Dist. 29	5,608	1,976	434	494	109	120	35
CITY	62,482	22,549	4,527	5,730	1,293	1,376	691
Brighton	20,806	7,042	2,282	3,284	575	601	236
Chili	15,882	3,199	3,282	3,466	980	982	172
Clarkson	3,888	642	900	912	261	277	33
East Rochester	2,964	698	532	582	122	128	41
Gates	13,720	2,895	2,915	2,960	657	679	117
Greece	46,042	9,116	10,135	10,048	2,799	2,822	446
Hamlin	4,764	644	1,138	1,156	342	365	59
Henrietta	20,250	5,182	3,490	3,797	926	973	209
Irondequoit	30,970	8,302	5,096	5,570	1,284	1,327	355
Mendon	6,166	1,418	1,156	1,220	337	347	72
Ogden	10,580	1,774	2,419	2,476	716	737	100
Parma	7,872	1,086	1,972	1,996	554	567	70
Penfield	24,296	5,751	4,597	5,295	1,201	1,239	269
Perinton	33,000	8,244	6,269	7,167	1,472	1,508	352
Pittsford	19,962	5,308	3,665	4,324	681	710	199
Riga	3,594	502	907	935	273	268	36
Rush	2,902	567	582	654	170	176	46
Sweden	5,636	1,144	1,117	1,141	348	353	58
Webster	27,358	5,978	5,587	6,055	1,462	1,459	296
Wheatland	2,530	469	548	553	160	159	30
TOWNS	303,182	69,961	58,589	63,591	15,320	15,677	3,196
GRAND TOTAL:	365,664	92,510	63,116	69,321	16,613	17,053	3,887

STATE SUPREME COURT JUSTICE
 7TH JUDICIAL DISTRICT
 (VOTE FOR 2)
 PART 2 OF 2
 SUMMARY

LEGISLATIVE DISTRICT OR TOWN	TOTAL VOTES	MATTHEW ROSENBAUM	KEVIN NASCA	MATTHEW ROSENBAUM	MATTHEW ROSENBAUM	SCATTER	BLANK AND VOID
		LBT	IND	IND	SAM		
Leg. Dist. 07	954	16	25	23	1	0	219
Leg. Dist. 16	18	0	0	0	0	0	7
Leg. Dist. 21	8,528	167	226	242	34	15	2,825
Leg. Dist. 22	4,358	43	63	59	7	10	1,994
Leg. Dist. 23	10,886	286	349	342	27	27	3,062
Leg. Dist. 24	6,796	188	208	194	23	22	2,124
Leg. Dist. 25	6,860	98	147	142	23	22	2,864
Leg. Dist. 26	5,462	105	175	146	3	3	1,446
Leg. Dist. 27	8,792	93	167	145	14	15	3,711
Leg. Dist. 28	4,220	51	85	89	3	5	1,496
Leg. Dist. 29	5,608	55	98	94	5	4	2,184
CITY	62,482	1,102	1,543	1,476	140	123	21,932
Brighton	20,806	450	604	693	58	31	4,950
Chili	15,882	207	411	408	27	6	2,742
Clarkson	3,888	44	103	90	6	3	617
East Rochester	2,964	72	108	105	6	1	569
Gates	13,720	144	306	295	13	7	2,732
Greece	46,042	578	1,287	1,138	54	33	7,586
Hamlin	4,764	73	118	112	8	0	749
Henrietta	20,250	351	608	579	35	24	4,076
Irondequoit	30,970	576	1,024	931	50	15	6,440
Mendon	6,166	117	147	185	9	5	1,153
Ogden	10,580	148	266	260	8	3	1,673
Parma	7,872	80	190	188	10	6	1,153
Penfield	24,296	361	696	756	46	20	4,065
Perinton	33,000	581	993	1,051	72	28	5,263
Pittsford	19,962	349	537	571	35	15	3,568
Riga	3,594	43	70	81	7	1	471
Rush	2,902	51	114	125	2	1	414
Sweden	5,636	76	151	162	10	8	1,068
Webster	27,358	401	749	776	25	12	4,558
Wheatland	2,530	45	47	70	3	6	440
TOWNS	303,182	4,747	8,529	8,576	484	225	54,287
GRAND TOTAL:	365,664	5,849	10,072	10,052	624	348	76,219

STATE SUPREME COURT JUSTICE
7TH JUDICIAL DISTRICT
(VOTE FOR 2)
PART 1 OF 2
DETAIL

LEGISLATIVE DISTRICT OR TOWN	ELECTION DISTRICT	TOTAL VOTES	MEREDITH VACCA	KEVIN NASCA	MATTHEW ROSENBAUM	KEVIN NASCA	MATTHEW ROSENBAUM	MEREDITH VACCA
			DEM	REP	REP	CON	CON	LBT
Leg. Dist. 07								
	1	594	146	113	118	26	21	9
	2	360	107	48	49	15	18	0
		954	253	161	167	41	39	9
Leg. Dist. 07								
Leg. Dist. 16								
	1	18	6	1	2	1	1	0
		18	6	1	2	1	1	0
Leg. Dist. 16								
Leg. Dist. 21								
	1	434	146	44	50	9	14	6
	2	356	124	22	34	10	11	8
	3	206	65	13	20	12	10	0
	4	208	74	10	17	2	8	4
	5	266	104	20	25	3	4	4
	6	366	145	28	32	6	7	4
	7	592	219	50	59	9	10	8
	8/26	338	128	13	19	6	10	4
	9	470	181	48	55	5	8	4
	10	612	223	58	85	10	12	9
	11	274	103	12	20	4	5	2
	12	676	242	55	69	15	9	14
	13	254	105	12	18	2	4	2
	14	162	63	16	19	2	6	1
	15	484	166	36	35	17	25	6
	16	152	50	9	10	8	5	2
	17	330	134	15	22	7	6	2
	18	220	77	14	18	5	4	1
	19	144	54	4	7	1	3	0
	20	228	82	16	18	5	5	4
	21	232	91	12	22	4	5	1
	22	294	106	8	17	9	11	0
	23	280	92	21	27	9	13	3
	24	548	186	48	67	17	18	10
	25	246	107	7	14	7	6	2
	27	156	62	7	8	0	0	1
		8,528	3,129	598	787	184	219	102
Leg. Dist. 21								
Leg. Dist. 22								
	1	286	109	9	11	3	4	3
	2/13	166	64	1	5	1	1	3
	3	138	44	2	4	4	3	1
	4	82	32	0	3	1	0	1
	5	150	60	4	1	0	3	1
	6	212	82	5	5	6	3	0
	7	94	33	3	3	0	2	0
	8	198	87	10	10	3	3	1
	9	112	48	3	2	1	2	0
	10	142	56	6	3	1	2	0
	11	296	117	7	9	3	4	2
	12	156	70	2	3	0	0	0

STATE SUPREME COURT JUSTICE
7TH JUDICIAL DISTRICT
(VOTE FOR 2)
PART 1 OF 2
DETAIL

LEGISLATIVE DISTRICT OR TOWN	ELECTION DISTRICT	TOTAL VOTES	MEREDITH VACCA	KEVIN NASCA	MATTHEW ROSENBAUM	KEVIN NASCA	MATTHEW ROSENBAUM	MEREDITH VACCA
			DEM	REP	REP	CON	CON	LBT
Leg. Dist. 22								
	14	172	64	12	11	3	2	1
	15	160	66	7	7	1	3	0
	16	68	27	2	3	0	1	2
	17	88	38	2	2	1	2	0
	18	130	55	5	5	2	3	0
	19	88	35	1	4	1	1	1
	20	118	45	4	6	3	3	0
	21	92	36	1	4	1	1	1
	22	210	86	8	11	5	4	2
	23	114	44	2	3	1	1	1
	24	186	72	3	8	3	2	0
	25	536	185	37	59	9	6	5
	26	156	57	10	15	1	2	2
	27	208	81	0	2	1	2	2
		4,358	1,693	146	199	55	60	29
Leg. Dist. 22								
Leg. Dist. 23								
	1	172	59	19	26	6	5	2
	2	320	124	19	20	3	6	10
	3	266	111	21	18	1	3	3
	4	576	206	40	61	13	17	12
	5	214	86	13	15	2	2	7
	6	210	69	15	38	3	5	4
	7	404	150	24	36	9	9	8
	8	394	160	28	35	8	7	6
	9	286	106	25	36	7	5	4
	10	288	116	20	35	5	4	3
	11	412	161	35	53	3	3	5
	12	502	172	46	69	11	12	5
	13	358	129	36	50	6	7	2
	14	338	131	24	34	6	4	7
	15	250	90	20	29	4	4	6
	16	192	68	14	26	7	4	5
	17	516	176	44	56	11	14	7
	18	820	277	82	111	23	19	10
	19	420	140	50	56	12	15	6
	20	480	186	34	57	7	8	8
	21	412	135	46	56	7	9	5
	22	334	112	34	47	4	4	2
	23/29	266	95	21	29	5	6	9
	24	368	111	40	58	8	7	5
	25	676	235	61	87	16	21	10
	26	688	223	76	108	21	16	15
	27	348	121	29	36	16	18	5
	28	376	150	24	29	5	4	5
		10,886	3,899	940	1,311	229	238	176
Leg. Dist. 23								
Leg. Dist. 24								
	1	576	234	30	55	6	5	12

STATE SUPREME COURT JUSTICE
7TH JUDICIAL DISTRICT
(VOTE FOR 2)
PART 1 OF 2
DETAIL

LEGISLATIVE DISTRICT OR TOWN	ELECTION DISTRICT	TOTAL VOTES	MEREDITH VACCA	KEVIN NASCA	MATTHEW ROSENBAUM	KEVIN NASCA	MATTHEW ROSENBAUM	MEREDITH VACCA
			DEM	REP	REP	CON	CON	LBT
Leg. Dist. 24								
	2/23	472	191	28	47	9	10	6
	3/22	432	177	20	34	10	9	7
	4	524	205	36	37	5	3	14
	5	394	143	26	44	8	8	8
	6	288	118	18	20	3	3	1
	7/19	258	84	29	38	7	7	5
	8	264	96	27	26	2	6	6
	9	222	75	20	34	7	7	2
	10	586	241	25	42	8	4	7
	11/12	196	68	21	29	3	7	3
	13	418	169	16	30	3	1	10
	14/20/21	652	262	37	38	6	5	16
	15	506	183	36	44	15	13	7
	16	438	167	32	44	7	8	6
	17	146	40	24	22	3	5	0
	18	378	150	35	38	4	3	2
	24	46	18	4	5	1	0	2
Leg. Dist. 24		6,796	2,621	464	627	107	104	114
Leg. Dist. 25								
	1	464	188	32	34	8	12	2
	2	296	110	5	12	1	6	7
	3	422	158	16	19	9	11	0
	4/14/24	434	163	29	30	5	6	4
	5	302	126	8	7	1	2	0
	6	290	117	13	20	4	3	4
	7	320	119	4	6	1	2	1
	8	342	141	8	15	0	4	3
	9	124	51	1	3	2	2	0
	10	398	141	18	27	4	6	0
	11	124	51	3	3	1	0	0
	12/28	354	144	16	27	3	3	10
	13	220	88	3	1	0	0	1
	15	224	92	2	7	1	4	0
	16	186	66	10	15	5	4	0
	17	166	70	4	2	1	0	1
	18	362	139	13	19	5	4	2
	19	140	55	13	18	2	2	2
	20	176	60	13	30	3	3	2
	21	174	73	8	8	1	2	0
	22	280	110	12	21	9	6	1
	23	38	19	0	2	0	0	0
	25	532	188	26	35	11	11	4
	26/27	178	67	9	17	2	1	4
	29/30	314	119	17	19	3	3	2
Leg. Dist. 25		6,860	2,655	283	397	82	97	50
Leg. Dist. 26								
	1	626	151	88	99	41	36	8

STATE SUPREME COURT JUSTICE
 7TH JUDICIAL DISTRICT
 (VOTE FOR 2)
 PART 1 OF 2
 DETAIL

LEGISLATIVE DISTRICT OR TOWN	ELECTION DISTRICT	TOTAL VOTES	MEREDITH VACCA	KEVIN NASCA	MATTHEW ROSENBAUM	KEVIN NASCA	MATTHEW ROSENBAUM	MEREDITH VACCA
			DEM	REP	REP	CON	CON	LBT
Leg. Dist. 26								
	2	248	61	38	31	14	16	4
	3	182	52	23	22	5	6	4
	4	306	68	53	51	14	15	5
	5	264	80	31	30	15	12	7
	6	250	83	19	23	5	6	2
	7	248	69	35	37	8	10	3
	8	266	100	24	25	9	8	1
	9	344	109	37	38	13	13	5
	10	284	85	32	41	6	8	2
	11	354	96	50	51	12	9	4
	12	358	88	64	59	17	17	5
	13	386	99	63	65	23	19	3
	14	460	119	66	75	26	22	7
	15	256	81	27	30	6	5	5
	16	332	79	59	68	13	9	4
	17	298	79	49	52	8	11	4
		5,462	1,499	758	797	235	222	73
Leg. Dist. 26								
Leg. Dist. 27								
	1	416	157	29	32	10	12	5
	2	454	182	19	22	6	11	4
	3	350	140	22	31	4	3	2
	4	458	180	16	24	10	12	3
	5	440	182	13	28	4	3	6
	6	340	135	18	17	4	4	0
	7	380	150	14	27	9	11	4
	8	636	230	15	22	8	4	4
	9	448	180	7	14	2	4	1
	10	386	150	23	31	7	9	5
	11	476	190	20	25	3	7	2
	12	326	124	10	20	9	9	4
	13	388	164	7	14	3	2	1
	14	294	117	8	18	1	3	2
	15	362	144	11	16	7	7	1
	16	382	161	5	12	4	6	1
	17	392	158	18	21	1	3	0
	18	292	82	32	39	12	9	5
	19	396	161	8	12	7	8	2
	20	168	66	3	7	1	5	0
	21	196	81	9	12	2	2	0
	22	228	80	23	23	3	6	1
	23	238	102	4	11	6	0	1
	25	192	61	20	20	2	7	2
	26	154	38	12	16	11	10	3
		8,792	3,415	366	514	136	157	59
Leg. Dist. 27								
Leg. Dist. 28								
	1	252	83	15	19	7	5	4
	2	140	47	13	17	5	7	2

STATE SUPREME COURT JUSTICE
7TH JUDICIAL DISTRICT
(VOTE FOR 2)
PART 1 OF 2
DETAIL

LEGISLATIVE DISTRICT OR TOWN	ELECTION DISTRICT	TOTAL VOTES	MEREDITH VACCA	KEVIN NASCA	MATTHEW ROSENBAUM	KEVIN NASCA	MATTHEW ROSENBAUM	MEREDITH VACCA
			DEM	REP	REP	CON	CON	LBT
Leg. Dist. 28								
	3	142	51	8	14	2	2	2
	4	176	41	21	23	5	4	1
	5	136	44	15	20	5	4	1
	6	428	151	44	50	13	11	1
	7/17	472	145	59	56	16	13	5
	8	196	70	10	7	4	3	2
	9	266	91	19	20	8	8	1
	10	88	30	9	13	1	1	2
	11	178	60	17	19	2	5	2
	12	126	49	11	10	5	6	0
	13	236	76	20	27	5	6	1
	14	174	60	18	21	6	5	1
	15	80	23	7	8	4	5	1
	16	188	58	14	15	4	5	2
	18	190	73	14	17	4	8	2
	19	4	1	0	0	0	0	0
	20	310	97	30	37	12	11	5
	21	322	113	27	32	5	9	7
	22	116	40	5	10	1	1	2
Leg. Dist. 28		4,220	1,403	376	435	114	119	44
Leg. Dist. 29								
	1/2	100	37	7	6	0	1	0
	3/8	78	29	8	6	0	0	0
	4	310	105	33	39	4	6	3
	5	246	89	24	30	7	8	3
	6	168	62	17	19	0	2	1
	7	246	77	25	30	6	4	2
	9	422	152	27	32	9	9	2
	10	330	121	23	29	7	6	1
	11	218	69	25	25	8	7	3
	12	270	104	14	20	8	6	3
	13	116	45	7	7	1	1	1
	14	92	34	6	5	3	5	1
	15	190	68	11	14	0	4	0
	16	70	22	3	4	0	0	0
	17	198	52	28	30	9	11	3
	18	348	116	36	45	13	10	4
	19	148	53	12	13	4	3	0
	20	326	133	12	15	2	4	0
	21	324	108	27	30	9	9	6
	22	168	61	4	5	2	4	1
	23	310	108	18	21	0	2	0
	24	360	138	27	23	7	9	0
	25/28	476	153	38	42	10	9	1
	26	94	40	2	4	0	0	0
Leg. Dist. 29		5,608	1,976	434	494	109	120	35

STATE SUPREME COURT JUSTICE
 7TH JUDICIAL DISTRICT
 (VOTE FOR 2)
 PART 1 OF 2
 DETAIL

LEGISLATIVE DISTRICT OR TOWN	ELECTION DISTRICT	TOTAL VOTES	MEREDITH VACCA	KEVIN NASCA	MATTHEW ROSENBAUM	KEVIN NASCA	MATTHEW ROSENBAUM	MEREDITH VACCA
			DEM	REP	REP	CON	CON	LBT
CITY		62,482	22,549	4,527	5,730	1,293	1,376	691
Brighton								
	1	590	215	56	72	18	16	6
	2	346	86	56	54	21	19	3
	3	482	136	66	89	18	13	6
	4	530	194	44	83	6	8	10
	5	542	213	36	69	7	9	8
	6	696	229	77	98	23	24	9
	7	420	140	48	61	16	13	9
	8	490	124	91	121	11	12	4
	9	480	159	35	48	16	19	8
	10	612	209	64	96	16	14	9
	11	638	223	58	89	27	21	14
	12	698	253	69	112	20	15	10
	13	378	126	47	73	13	12	3
	14	308	118	29	41	2	1	4
	15	408	135	45	68	17	19	6
	16	380	82	84	92	17	19	1
	17	302	108	32	59	3	7	2
	18	492	188	46	66	5	5	4
	19	324	111	32	50	11	10	2
	20	294	110	23	27	11	11	3
	21	444	145	40	72	11	13	3
	22	454	156	37	83	11	10	7
	23	418	142	36	63	10	11	6
	24	580	171	93	110	18	19	2
	25	414	158	32	58	3	8	2
	26	352	107	61	64	6	7	6
	27	382	134	36	68	8	6	5
	28	594	193	65	94	17	17	14
	29	280	74	40	52	12	14	3
	30	876	300	99	149	18	17	3
	31	464	186	42	63	7	10	4
	32	582	202	50	98	18	26	6
	33	512	173	65	90	11	8	2
	34	492	169	60	75	15	20	3
	35	362	125	34	51	7	14	5
	36	354	126	29	39	15	15	5
	37	356	130	31	49	9	7	2
	38	536	185	55	82	18	16	8
	39	420	136	51	68	14	17	8
	40	718	255	67	117	12	19	6
	41	478	174	58	70	10	10	4
	42	186	65	23	29	6	5	1
	43	428	137	51	72	14	15	6
	44	160	52	18	23	5	8	0
	45	278	89	39	39	12	12	3

STATE SUPREME COURT JUSTICE
7TH JUDICIAL DISTRICT
(VOTE FOR 2)
PART 1 OF 2
DETAIL

LEGISLATIVE DISTRICT OR TOWN	ELECTION DISTRICT	TOTAL VOTES	MEREDITH VACCA	KEVIN NASCA	MATTHEW ROSENBAUM	KEVIN NASCA	MATTHEW ROSENBAUM	MEREDITH VACCA
			DEM	REP	REP	CON	CON	LBT
Brighton	46	276	99	32	38	10	10	1
Brighton		20,806	7,042	2,282	3,284	575	601	236
Chili	1	406	82	79	91	33	37	4
	2	638	99	151	156	41	44	9
	3	502	117	96	99	32	30	4
	4	340	68	66	71	26	27	3
	5	430	91	96	90	28	31	1
	6	456	81	98	99	26	22	9
	7	276	72	43	48	14	14	5
	8	484	79	113	118	30	35	5
	9	492	109	90	101	28	37	5
	10	314	52	66	66	38	31	3
	11	482	91	98	99	30	27	6
	12	486	113	96	102	27	28	6
	13	686	120	151	169	44	45	8
	14	482	82	107	116	39	41	2
	15	418	81	90	89	29	25	4
	16	892	164	201	226	53	47	8
	17	1,220	221	297	313	59	63	13
	18	468	86	109	100	28	30	5
	19	516	112	116	114	21	28	4
	20	644	155	100	131	39	39	9
	21	350	69	79	83	19	18	3
	22	424	135	51	59	18	13	3
	23	384	71	91	85	20	20	5
	24	902	212	157	179	48	50	8
	25	354	97	59	66	19	14	5
	26	566	81	125	123	46	46	10
	27	426	84	88	85	30	36	7
	28	366	92	55	65	22	22	2
	29	362	70	72	80	24	19	4
	30	202	41	35	42	19	17	3
	31	462	99	100	100	18	17	4
	32	452	73	107	101	32	29	5
Chili		15,882	3,199	3,282	3,466	980	982	172
Clarkson	1	742	119	177	180	59	63	1
	2	112	14	27	30	13	8	2
	3	626	127	148	143	31	33	3
	4	864	125	229	228	48	57	6
	5	1,022	166	217	221	72	74	13
	6	522	91	102	110	38	42	8
Clarkson		3,888	642	900	912	261	277	33
East Rochester	1	448	99	84	92	14	16	2
	2	440	97	92	94	16	14	6

STATE SUPREME COURT JUSTICE
 7TH JUDICIAL DISTRICT
 (VOTE FOR 2)
 PART 1 OF 2
 DETAIL

LEGISLATIVE DISTRICT OR TOWN	ELECTION DISTRICT	TOTAL VOTES	MEREDITH VACCA	KEVIN NASCA	MATTHEW ROSENBAUM	KEVIN NASCA	MATTHEW ROSENBAUM	MEREDITH VACCA
			DEM	REP	REP	CON	CON	LBT
East Rochester								
	3	456	82	94	97	39	40	4
	4	362	96	58	65	10	7	5
	5	346	89	60	62	12	12	8
	6	544	144	79	102	18	25	10
	7	368	91	65	70	13	14	6
East Rochester		2,964	698	532	582	122	128	41
Gates								
	1	252	60	43	42	17	26	1
	2	342	79	65	76	11	12	3
	3	362	84	71	75	11	6	3
	4	422	85	97	93	22	21	2
	5	546	110	109	139	28	32	2
	6	436	113	76	78	15	15	2
	7	846	152	196	211	40	39	10
	8	370	56	103	105	13	15	5
	9	460	104	89	105	17	21	6
	10	232	59	45	48	12	15	0
	11	312	59	72	74	14	16	1
	12	262	68	48	52	6	9	5
	13	366	77	64	75	25	22	3
	14	314	72	71	61	9	8	1
	15	606	134	131	118	25	20	3
	16	344	78	66	65	19	16	2
	17	350	75	72	78	19	18	1
	18	436	73	94	95	33	29	6
	19	356	69	78	79	23	23	4
	20	354	79	75	70	19	21	3
	21	392	78	91	90	12	13	3
	22	340	74	64	68	22	18	0
	23	410	83	78	83	28	29	5
	24	810	195	162	160	26	37	4
	25	328	69	70	65	17	19	2
	26	528	80	141	132	34	37	6
	27	476	121	103	89	19	24	3
	28	292	52	80	69	9	8	3
	29	376	90	73	74	21	15	2
	30	260	54	57	59	14	15	3
	31	362	55	94	92	13	12	4
	32	450	107	86	87	28	29	6
	33	154	41	29	29	6	9	3
	34	314	57	68	70	15	19	6
	35	260	53	54	54	15	11	4
Gates		13,720	2,895	2,915	2,960	657	679	117
Greece								
	1	382	87	84	65	20	23	4
	2	542	98	120	116	31	32	5
	3	302	55	74	76	17	20	0

STATE SUPREME COURT JUSTICE
 7TH JUDICIAL DISTRICT
 (VOTE FOR 2)
 PART 1 OF 2
 DETAIL

LEGISLATIVE DISTRICT OR TOWN	ELECTION DISTRICT	TOTAL VOTES	MEREDITH VACCA	KEVIN NASCA	MATTHEW ROSENBAUM	KEVIN NASCA	MATTHEW ROSENBAUM	MEREDITH VACCA
			DEM	REP	REP	CON	CON	LBT
Greece								
	4	350	70	76	66	25	23	5
	5	248	64	42	37	16	15	4
	6	238	66	44	46	14	10	2
	7	362	81	64	77	21	21	2
	8	326	71	75	81	10	13	4
	9	346	80	61	68	13	13	6
	10	346	79	69	72	18	21	4
	11	146	41	22	28	6	4	1
	12	204	50	37	35	9	11	2
	13	302	61	60	60	25	22	5
	14	234	66	33	32	10	11	5
	15	354	63	88	90	18	23	1
	16	270	43	65	62	16	22	1
	17	572	119	132	137	25	30	3
	18	472	90	108	106	34	32	5
	19	322	74	60	62	13	19	4
	20	302	64	49	55	19	17	6
	21	304	74	45	52	21	23	3
	22	302	69	56	57	15	18	8
	23	576	117	114	129	27	24	12
	24	518	85	126	125	34	35	4
	25	364	90	60	62	23	21	4
	26	302	70	58	56	24	20	4
	27	538	108	110	91	40	41	4
	28	460	80	110	122	31	33	5
	29	354	75	90	87	14	15	1
	30	276	58	59	51	17	22	0
	31	346	63	77	71	30	25	5
	32	316	72	58	58	20	19	5
	33	474	96	107	102	24	25	2
	34	504	108	110	107	27	32	1
	35	422	91	83	82	31	35	4
	36	528	118	122	128	23	25	5
	37	322	57	70	73	23	25	5
	38	594	123	141	150	33	27	2
	39	298	48	65	60	30	27	3
	40	316	68	69	62	18	19	2
	41	454	109	81	76	38	31	8
	42	310	69	58	61	18	20	2
	43	406	90	76	78	30	33	4
	44	612	118	128	122	40	38	8
	45	674	99	191	180	44	46	4
	46	234	66	31	39	11	10	2
	47	414	88	77	72	42	43	3
	48	268	45	55	54	20	21	5
	49	272	57	57	60	22	20	1
	50	376	69	80	83	25	27	5

STATE SUPREME COURT JUSTICE
 7TH JUDICIAL DISTRICT
 (VOTE FOR 2)
 PART 1 OF 2
 DETAIL

LEGISLATIVE DISTRICT OR TOWN	ELECTION DISTRICT	TOTAL VOTES	MEREDITH VACCA	KEVIN NASCA	MATTHEW ROSENBAUM	KEVIN NASCA	MATTHEW ROSENBAUM	MEREDITH VACCA
			DEM	REP	REP	CON	CON	LBT
Greece								
	51	246	47	53	51	17	18	2
	52	514	108	118	113	29	27	2
	53	296	54	74	68	15	13	3
	54	520	90	132	130	30	36	5
	55	320	53	76	78	23	24	4
	56	488	101	107	92	26	36	1
	57	354	65	80	79	20	16	1
	58	508	101	111	116	36	33	9
	59	222	79	22	22	8	10	2
	60	288	51	70	58	16	17	5
	61	360	74	69	69	21	23	5
	62	496	85	113	110	32	32	7
	63	410	105	62	83	32	23	8
	64	312	60	70	70	20	15	6
	65	410	68	100	106	17	18	6
	66	204	41	34	44	18	15	3
	67	364	52	95	91	29	29	4
	68	496	84	120	110	38	37	6
	69	282	57	71	72	18	16	2
	70	1,262	193	347	318	79	82	12
	71	494	98	100	104	24	27	4
	72	560	110	127	129	33	38	4
	73	208	35	43	46	20	17	0
	74	320	79	66	66	7	11	7
	75	268	50	53	62	19	14	1
	76	390	61	103	102	22	24	3
	77	498	105	110	106	25	27	7
	78	264	45	59	61	16	17	2
	79	932	154	237	216	48	50	6
	80	638	112	157	167	44	39	3
	81	256	51	64	64	12	7	4
	82	360	95	58	59	19	18	3
	83	200	56	24	29	11	12	5
	84	488	101	100	111	25	23	5
	85	548	105	110	121	37	40	4
	86	582	85	148	141	45	42	4
	87	390	95	75	77	20	25	2
	88	560	115	116	117	34	32	9
	89	364	66	93	80	13	15	2
	90	554	101	123	102	46	47	6
	91	794	146	188	196	53	46	5
	92	608	131	127	139	28	33	4
	93	542	132	102	102	21	26	9
	94	462	89	99	96	30	26	2
	95	268	66	47	54	6	7	3
	96	510	112	99	94	26	25	4
	97	844	148	197	204	59	52	5

STATE SUPREME COURT JUSTICE
7TH JUDICIAL DISTRICT
(VOTE FOR 2)
PART 1 OF 2
DETAIL

LEGISLATIVE DISTRICT OR TOWN	ELECTION DISTRICT	TOTAL VOTES	MEREDITH VACCA	KEVIN NASCA	MATTHEW ROSENBAUM	KEVIN NASCA	MATTHEW ROSENBAUM	MEREDITH VACCA
			DEM	REP	REP	CON	CON	LBT
Greece								
	98	684	142	140	146	42	46	10
	99	494	63	132	128	37	39	1
	100	634	138	147	127	45	36	5
	101	298	47	74	69	21	23	4
	102	620	119	150	154	29	22	6
	103	586	98	149	128	41	46	5
	104	340	71	76	78	22	24	0
	105	638	105	176	168	36	39	4
	106	422	65	118	109	26	26	4
	107	352	60	89	86	23	28	2
	108	374	74	78	80	28	24	2
	109	592	121	130	129	27	27	7
		<u>46,042</u>	<u>9,116</u>	<u>10,135</u>	<u>10,048</u>	<u>2,799</u>	<u>2,822</u>	<u>446</u>
Greece Hamlin								
	1	412	77	85	91	25	30	8
	2	576	71	156	151	36	35	5
	3	524	65	136	139	40	41	5
	4	394	47	97	108	35	34	3
	5	470	61	102	93	45	45	6
	6	434	64	98	102	31	40	7
	7	716	106	169	172	43	54	8
	8	298	41	73	76	20	18	2
	9	280	28	77	61	21	22	7
	10	660	84	145	163	46	46	8
		<u>4,764</u>	<u>644</u>	<u>1,138</u>	<u>1,156</u>	<u>342</u>	<u>365</u>	<u>59</u>
Hamlin Henrietta								
	1	688	156	127	135	30	38	3
	2	444	105	80	90	25	26	4
	3	196	63	29	34	4	4	2
	4	506	163	66	86	8	13	7
	5	498	110	96	100	33	33	5
	6	476	103	93	104	19	27	4
	7	454	106	82	88	27	29	3
	8	482	116	77	90	17	15	9
	9	372	111	49	55	15	15	2
	10	458	103	89	91	21	22	6
	11	402	115	54	72	14	17	2
	12	486	96	91	99	24	24	12
	13	724	206	120	120	37	42	3
	14	402	97	71	73	20	18	7
	15	626	170	109	124	28	26	7
	16	302	76	59	65	11	13	2
	17	646	166	101	120	37	38	4
	18	614	157	114	109	21	21	4
	19	472	118	94	89	22	22	5
	20	744	182	132	154	41	42	7
	21	400	95	72	68	24	23	6

STATE SUPREME COURT JUSTICE
7TH JUDICIAL DISTRICT
(VOTE FOR 2)
PART 1 OF 2
DETAIL

LEGISLATIVE DISTRICT OR TOWN	ELECTION DISTRICT	TOTAL VOTES	MEREDITH VACCA	KEVIN NASCA	MATTHEW ROSENBAUM	KEVIN NASCA	MATTHEW ROSENBAUM	MEREDITH VACCA
			DEM	REP	REP	CON	CON	LBT
Henrietta								
	22	842	216	157	169	42	44	6
	23	434	120	64	73	22	23	9
	24	528	157	73	81	20	24	8
	25	526	112	102	106	26	29	9
	26	1,054	234	219	232	52	52	7
	27	854	218	159	161	42	45	4
	28	694	136	151	145	36	33	13
	29	1,438	415	211	239	57	54	12
	30	1,086	322	159	177	48	50	12
	31	278	79	37	38	19	16	2
	32	878	259	124	165	26	31	8
	33	312	73	58	58	16	16	4
	34	282	69	47	52	13	14	4
	35	652	158	124	135	29	34	7
		<u>20,250</u>	<u>5,182</u>	<u>3,490</u>	<u>3,797</u>	<u>926</u>	<u>973</u>	<u>209</u>
Henrietta								
Irondequoit								
	1	610	171	97	102	22	32	3
	2	334	86	53	68	16	17	3
	3	538	135	86	89	21	24	9
	4	246	59	45	53	11	11	4
	5	408	127	59	60	13	13	9
	6	820	245	118	127	31	36	17
	7	744	190	122	143	40	42	9
	8	520	126	93	106	26	29	3
	9	522	118	110	121	15	18	6
	10	586	143	99	115	39	31	9
	11	262	72	43	45	11	7	2
	12	340	104	36	48	19	14	10
	13	666	215	88	97	18	21	9
	14	680	153	123	126	32	28	17
	15	652	164	123	133	22	28	8
	16	846	220	158	163	32	31	12
	17	336	90	49	53	21	19	7
	18	490	144	66	88	22	23	8
	19	582	203	53	62	19	22	6
	20	498	131	99	96	15	24	4
	21	532	155	94	93	13	18	8
	22	570	149	83	103	35	28	10
	23	462	138	61	73	16	13	6
	24	448	131	62	69	26	25	4
	25	444	116	68	84	25	26	3
	26	292	86	38	37	8	8	3
	27	366	93	59	63	19	17	7
	28	404	75	87	108	16	18	2
	29	366	100	64	67	12	10	3
	30	456	124	87	88	13	16	2
	31	680	196	109	120	23	26	7

STATE SUPREME COURT JUSTICE
 7TH JUDICIAL DISTRICT
 (VOTE FOR 2)
 PART 1 OF 2
 DETAIL

LEGISLATIVE DISTRICT OR TOWN	ELECTION DISTRICT	TOTAL VOTES	MEREDITH VACCA	KEVIN NASCA	MATTHEW ROSENBAUM	KEVIN NASCA	MATTHEW ROSENBAUM	MEREDITH VACCA
			DEM	REP	REP	CON	CON	LBT
Irondequoit								
	32	468	141	66	77	19	20	8
	33	360	99	52	61	17	13	4
	34	700	170	136	147	37	35	4
	35	352	106	45	48	12	13	7
	36	258	72	37	37	12	12	1
	37	374	78	80	82	16	17	3
	38	224	69	38	38	4	3	2
	39	112	27	22	26	6	6	0
	40	342	95	49	58	11	12	4
	41	412	128	52	58	12	15	4
	42	542	131	99	109	25	29	12
	43	338	97	50	51	19	20	5
	44	924	213	181	182	34	35	6
	45	328	87	64	70	11	15	1
	46	442	109	94	105	14	10	3
	47	162	39	41	38	4	1	1
	48	444	104	82	89	20	22	3
	49	680	173	107	123	37	33	3
	50	252	71	41	41	9	9	0
	51	676	176	113	137	27	30	7
	52	468	135	64	60	13	16	9
	53	428	105	67	79	18	19	4
	54	116	31	16	22	10	7	0
	55	542	162	80	76	23	28	5
	56	382	108	62	73	11	15	1
	57	654	175	122	128	27	23	4
	58	528	140	92	92	33	32	4
	59	424	107	68	70	21	21	5
	60	490	116	82	85	24	26	6
	61	604	151	103	113	24	32	4
	62	544	163	89	103	16	17	5
	63	382	98	68	81	19	17	8
	64	116	37	14	11	0	2	2
	65	316	90	53	57	12	14	6
	66	156	54	14	17	5	2	0
	67	324	88	50	54	13	12	3
	68	406	98	71	72	18	19	1
Irondequoit		30,970	8,302	5,096	5,570	1,284	1,327	355
Mendon								
	1	812	195	144	161	40	39	10
	2	728	191	128	127	29	33	13
	3	810	166	162	164	49	43	14
	4	590	158	94	103	16	16	8
	5	770	178	145	157	51	52	6
	6	738	169	134	141	46	50	9
	7	778	155	155	172	53	56	2
	8	306	65	58	66	16	17	3

STATE SUPREME COURT JUSTICE
7TH JUDICIAL DISTRICT
(VOTE FOR 2)
PART 1 OF 2
DETAIL

LEGISLATIVE DISTRICT OR TOWN	ELECTION DISTRICT	TOTAL VOTES	MEREDITH VACCA	KEVIN NASCA	MATTHEW ROSENBAUM	KEVIN NASCA	MATTHEW ROSENBAUM	MEREDITH VACCA
			DEM	REP	REP	CON	CON	LBT
Mendon	9	634	141	136	129	37	41	7
Mendon		6,166	1,418	1,156	1,220	337	347	72
Ogden	1	498	112	83	83	39	39	4
	2	538	88	132	133	28	36	6
	3	748	129	187	191	50	53	7
	4	468	81	107	107	38	36	2
	5	440	70	102	105	36	39	3
	6	558	124	108	119	34	32	3
	7	358	49	79	88	33	30	6
	8	534	89	125	129	26	30	2
	9	484	101	92	99	23	27	10
	10	480	93	107	108	28	27	5
	11	552	84	126	128	46	50	6
	12	650	92	167	166	33	38	5
	13	514	91	117	129	27	28	3
	14	392	57	96	92	29	28	4
	15	706	105	168	166	52	58	8
	16	342	38	97	97	31	28	3
	17	438	71	108	103	21	19	7
	18	618	111	127	142	45	46	6
	19	594	98	137	141	44	42	2
	20	668	91	154	150	53	51	8
Ogden		10,580	1,774	2,419	2,476	716	737	100
Parma	1	582	85	138	128	52	51	5
	2	640	104	165	164	42	50	6
	3	462	78	106	111	34	32	0
	4	508	60	126	124	40	43	3
	5	366	49	85	84	25	24	5
	6	230	25	67	69	15	13	2
	7	476	53	123	119	35	32	7
	8	688	98	180	195	35	38	5
	9	512	58	142	134	32	33	1
	10	504	58	118	125	48	56	2
	11	602	87	142	140	47	50	8
	12	500	87	125	149	23	18	5
	13	902	125	229	228	62	63	9
	14	352	54	75	77	27	28	6
	15	548	65	151	149	37	36	6
Parma		7,872	1,086	1,972	1,996	554	567	70
Penfield	1	246	60	43	46	12	16	4
	2	612	165	95	125	29	28	13
	3	534	105	106	139	33	29	5
	4	762	127	168	176	58	70	5
	5	584	150	96	113	30	28	7

STATE SUPREME COURT JUSTICE
 7TH JUDICIAL DISTRICT
 (VOTE FOR 2)
 PART 1 OF 2
 DETAIL

LEGISLATIVE DISTRICT OR TOWN	ELECTION DISTRICT	TOTAL VOTES	MEREDITH VACCA	KEVIN NASCA	MATTHEW ROSENBAUM	KEVIN NASCA	MATTHEW ROSENBAUM	MEREDITH VACCA
			DEM	REP	REP	CON	CON	LBT
Penfield	6	436	79	104	115	27	29	6
	7	570	138	85	115	32	29	15
	8	304	54	70	74	20	18	2
	9	702	214	92	131	26	39	5
	10	432	115	72	89	22	20	2
	11	294	85	39	55	10	7	10
	12	600	166	92	120	27	26	5
	13	670	152	122	135	37	32	5
	14	696	110	156	155	56	56	7
	15	794	218	128	159	33	35	5
	16	302	62	68	76	7	9	2
	17	584	143	120	125	20	23	7
	18	442	103	95	106	11	15	7
	19	840	217	147	181	46	36	10
	20	630	149	109	136	41	48	5
	21	622	173	102	129	29	22	7
	22	564	166	77	89	25	27	10
	23	790	207	147	173	33	37	6
	24	720	162	135	150	40	43	11
	25	444	80	108	115	30	25	3
	26	318	65	68	77	16	19	3
	27	650	152	116	149	34	39	12
	28	426	105	63	78	29	27	4
	29	718	194	135	155	29	29	6
	30	1,090	228	223	250	60	64	5
	31	354	92	72	84	14	18	3
	32	368	113	62	83	10	11	3
	33	536	124	88	107	30	32	11
	34	454	100	94	114	18	20	4
	35	816	228	125	141	37	33	13
	36	582	164	99	125	20	18	6
	37	1,030	205	239	262	49	49	6
	38	376	80	83	88	17	16	6
	39	424	98	88	97	21	25	4
	40	646	141	153	147	21	20	7
	41	828	159	199	207	38	46	7
	42	506	103	114	104	24	26	5
Penfield		24,296	5,751	4,597	5,295	1,201	1,239	269
Perinton	1	860	199	166	195	44	39	7
	2	640	167	113	124	25	27	6
	3	498	114	105	116	26	27	5
	4	562	154	96	117	18	18	8
	5	294	85	37	43	13	15	8
	6	546	169	67	86	21	20	16
	7	690	180	124	123	32	28	14
	8	554	141	104	125	27	30	4

STATE SUPREME COURT JUSTICE
 7TH JUDICIAL DISTRICT
 (VOTE FOR 2)
 PART 1 OF 2
 DETAIL

LEGISLATIVE DISTRICT OR TOWN	ELECTION DISTRICT	TOTAL VOTES	MEREDITH VACCA	KEVIN NASCA	MATTHEW ROSENBAUM	KEVIN NASCA	MATTHEW ROSENBAUM	MEREDITH VACCA
			DEM	REP	REP	CON	CON	LBT
Perinton								
	9	746	177	146	161	47	48	4
	10	706	210	102	138	22	24	6
	11	388	106	70	76	17	14	3
	12	528	135	98	116	26	19	4
	13	498	110	106	119	21	21	3
	14	610	137	121	143	27	27	12
	15	518	121	109	111	21	17	10
	16	444	111	89	92	17	18	3
	17	586	168	93	118	25	29	5
	18	576	152	94	119	28	32	5
	19	556	135	107	122	32	27	5
	20	524	137	108	112	22	24	1
	21	704	173	117	136	35	30	11
	22	420	109	84	83	15	15	3
	23	846	234	144	168	30	34	4
	24	854	205	176	204	35	32	4
	25	492	152	61	84	24	18	3
	26	646	157	138	139	26	29	5
	27	484	101	101	116	30	29	4
	28	496	105	115	126	16	23	3
	29	356	100	57	64	16	16	4
	30	540	135	96	116	30	30	5
	31	656	163	120	154	32	26	9
	32	446	122	73	92	20	21	5
	33	664	194	107	132	35	31	8
	34	794	172	163	193	37	35	5
	35	514	124	96	115	25	31	8
	36	278	80	46	49	9	11	3
	37	642	166	136	146	26	28	2
	38	874	215	167	189	34	39	13
	39	690	154	143	161	35	40	4
	40	450	111	90	94	18	19	7
	41	390	88	70	75	25	26	3
	42	514	131	101	105	21	32	8
	43	1,036	232	202	251	45	44	14
	44	512	115	114	130	18	21	5
	45	1,052	253	215	244	43	44	10
	46	286	89	35	39	17	17	2
	47	622	149	108	133	26	30	10
	48	430	114	82	87	21	21	3
	49	496	113	111	116	23	25	7
	50	146	50	19	25	1	6	2
	51	742	117	196	206	48	49	8
	52	648	185	129	129	20	23	9
	53	482	140	76	93	19	23	6
	54	968	237	203	243	41	39	6
	55	602	135	141	170	17	18	9

STATE SUPREME COURT JUSTICE
7TH JUDICIAL DISTRICT
(VOTE FOR 2)
PART 1 OF 2
DETAIL

LEGISLATIVE DISTRICT OR TOWN	ELECTION DISTRICT	TOTAL VOTES	MEREDITH VACCA	KEVIN NASCA	MATTHEW ROSENBAUM	KEVIN NASCA	MATTHEW ROSENBAUM	MEREDITH VACCA
			DEM	REP	REP	CON	CON	LBT
Rush								
	1	860	166	175	205	48	57	11
	2	498	78	109	119	42	41	8
	3	800	175	150	162	40	40	20
	4	744	148	148	168	40	38	7
Rush		2,902	567	582	654	170	176	46
Sweden								
	1	584	131	115	114	22	27	5
	2	264	74	36	37	11	11	6
	3	562	133	99	101	33	28	9
	4	674	147	137	134	41	45	6
	5	128	34	17	18	7	8	2
	6	456	113	76	76	31	32	5
	7	538	117	98	125	30	29	4
	8	532	76	125	126	37	29	4
	9	388	82	83	82	21	21	3
	10	788	102	181	175	59	67	9
	11	184	45	30	32	7	7	3
	12	538	90	120	121	49	49	2
Sweden		5,636	1,144	1,117	1,141	348	353	58
Webster								
	1	572	129	124	128	28	29	8
	2	642	171	111	125	28	23	8
	3	736	184	130	159	41	38	11
	4	272	59	50	59	14	13	4
	5	598	141	110	125	31	25	6
	6	386	96	79	91	20	20	2
	7	594	124	116	123	27	29	6
	8	514	106	113	118	35	36	3
	9	564	114	115	123	37	44	8
	10	1,210	253	263	271	68	68	11
	11	590	113	134	142	27	25	12
	12	766	153	171	177	47	46	8
	13	524	123	110	114	22	25	7
	14	504	110	106	113	20	24	4
	15	392	86	70	78	22	20	7
	16	680	162	136	153	39	38	3
	17	538	99	111	117	40	42	14
	18	388	103	65	81	24	19	6
	19	870	159	202	225	41	48	8
	20	900	170	196	220	55	59	13
	21	700	160	146	151	42	41	5
	22	622	122	125	124	44	40	6
	23	500	126	89	107	28	26	7
	24	1,488	309	294	337	80	83	18
	25	272	68	54	60	12	11	2
	26	566	132	102	120	36	33	4
	27	1,062	220	230	258	55	53	8

STATE SUPREME COURT JUSTICE
 7TH JUDICIAL DISTRICT
 (VOTE FOR 2)
 PART 1 OF 2
 DETAIL

LEGISLATIVE DISTRICT OR TOWN	ELECTION DISTRICT	TOTAL VOTES	MEREDITH VACCA	KEVIN NASCA	MATTHEW ROSENBAUM	KEVIN NASCA	MATTHEW ROSENBAUM	MEREDITH VACCA
			DEM	REP	REP	CON	CON	LBT
Webster								
	28	538	108	119	123	26	27	8
	29	418	105	81	79	19	22	4
	30	338	82	62	60	20	15	3
	31	722	128	159	162	50	44	9
	32	830	166	197	213	42	45	7
	33	620	136	130	140	34	32	10
	34	306	68	62	68	15	14	5
	35	412	87	75	84	39	36	1
	36	430	93	93	94	23	23	4
	37	1,018	237	209	220	42	40	9
	38	590	129	116	117	24	25	4
	39	646	150	124	136	30	31	7
	40	1,116	272	211	230	49	45	12
	41	838	185	189	194	28	33	4
	42	678	139	137	150	37	44	7
	43	408	101	71	86	21	25	3
Webster		27,358	5,978	5,587	6,055	1,462	1,459	296
Wheatland								
	1	498	109	107	105	26	24	7
	2	484	79	110	105	31	37	4
	3	526	112	107	106	32	28	8
	4	424	75	82	84	30	29	3
	5	598	94	142	153	41	41	8
Wheatland		2,530	469	548	553	160	159	30
TOWNS		303,182	69,961	58,589	63,591	15,320	15,677	3,196
GRAND TOTAL:		365,664	92,510	63,116	69,321	16,613	17,053	3,887

STATE SUPREME COURT JUSTICE
 7TH JUDICIAL DISTRICT
 (VOTE FOR 2)
 PART 2 OF 2
 DETAIL

LEGISLATIVE DISTRICT OR TOWN	ELECTION DISTRICT	TOTAL VOTES	MATTHEW ROSENBAUM	KEVIN NASCA	MATTHEW ROSENBAUM	MATTHEW ROSENBAUM	SCATTER	BLANK AND VOID
			LBT	IND	IND	SAM		
Leg. Dist. 07								
	1	594	11	16	16	0	0	118
	2	360	5	9	7	1	0	101
		954	16	25	23	1	0	219
Leg. Dist. 07								
Leg. Dist. 16								
	1	18	0	0	0	0	0	7
		18	0	0	0	0	0	7
Leg. Dist. 16								
Leg. Dist. 21								
	1	434	13	21	16	2	0	113
	2	356	8	8	12	2	2	115
	3	206	3	3	3	0	0	77
	4	208	1	8	5	1	0	78
	5	266	7	10	13	1	0	75
	6	366	13	12	12	1	0	106
	7	592	5	14	22	2	1	193
	8/26	338	5	8	6	4	1	134
	9	470	20	14	20	2	2	111
	10	612	13	19	12	4	0	167
	11	274	2	2	4	0	0	120
	12	676	27	15	14	2	1	213
	13	254	6	7	9	3	1	85
	14	162	2	2	4	1	0	46
	15	484	7	12	9	1	0	170
	16	152	0	2	3	0	0	63
	17	330	5	10	6	1	2	120
	18	220	1	2	4	0	0	94
	19	144	1	1	2	0	0	71
	20	228	6	7	8	1	0	76
	21	232	3	3	7	0	1	83
	22	294	4	9	9	0	0	121
	23	280	4	10	12	1	1	87
	24	548	9	20	24	4	3	142
	25	246	2	5	6	0	0	90
	27	156	0	2	0	1	0	75
		8,528	167	226	242	34	15	2,825
Leg. Dist. 21								
Leg. Dist. 22								
	1	286	3	2	2	1	0	139
	2/13	166	1	3	1	1	0	85
	3	138	1	2	1	0	0	76
	4	82	0	0	0	1	0	44
	5	150	1	1	2	0	2	75
	6	212	0	1	2	0	0	108
	7	94	0	0	0	0	0	53
	8	198	2	0	3	0	0	79
	9	112	0	0	0	0	0	56
	10	142	2	0	4	0	0	68
	11	296	2	7	7	0	1	137
	12	156	0	0	2	0	0	79

STATE SUPREME COURT JUSTICE
7TH JUDICIAL DISTRICT
(VOTE FOR 2)
PART 2 OF 2
DETAIL

LEGISLATIVE DISTRICT OR TOWN	ELECTION DISTRICT	TOTAL VOTES	MATTHEW ROSENBAUM	KEVIN NASCA	MATTHEW ROSENBAUM	MATTHEW ROSENBAUM	SCATTER	BLANK AND VOID
			LBT	IND	IND	SAM		
Leg. Dist. 22								
	14	172	0	1	6	1	0	71
	15	160	1	5	2	1	0	67
	16	68	0	1	0	0	0	32
	17	88	1	0	0	0	0	42
	18	130	1	1	1	0	0	57
	19	88	1	0	3	0	0	41
	20	118	0	2	0	0	0	55
	21	92	0	1	0	0	0	47
	22	210	3	3	3	0	1	84
	23	114	2	1	3	0	0	56
	24	186	0	0	0	0	0	98
	25	536	15	18	12	1	2	187
	26	156	3	5	3	0	3	55
	27	208	4	9	2	1	1	103
		4,358	43	63	59	7	10	1,994
Leg. Dist. 22								
Leg. Dist. 23								
	1	172	7	5	5	1	0	37
	2	320	8	10	9	0	1	110
	3	266	10	5	10	1	1	82
	4	576	15	13	21	2	0	176
	5	214	9	9	7	0	0	64
	6	210	7	7	6	1	0	55
	7	404	12	11	16	2	0	127
	8	394	19	14	12	1	5	99
	9	286	8	15	7	0	2	71
	10	288	8	8	7	1	0	81
	11	412	13	11	11	1	0	116
	12	502	10	10	26	0	0	141
	13	358	11	14	9	2	1	91
	14	338	6	20	12	1	1	92
	15	250	8	10	5	0	2	72
	16	192	5	3	5	1	0	54
	17	516	10	12	11	0	2	173
	18	820	12	28	23	1	3	231
	19	420	13	18	12	4	2	92
	20	480	17	27	24	1	1	110
	21	412	6	13	10	2	1	122
	22	334	3	5	12	0	0	111
	23/29	266	9	6	13	2	2	69
	24	368	9	16	7	0	1	106
	25	676	16	19	24	2	0	185
	26	688	17	15	16	0	0	181
	27	348	7	14	13	1	0	88
	28	376	11	11	9	0	2	126
		10,886	286	349	342	27	27	3,062
Leg. Dist. 23								
Leg. Dist. 24								
	1	576	12	14	19	1	2	186

STATE SUPREME COURT JUSTICE
 7TH JUDICIAL DISTRICT
 (VOTE FOR 2)
 PART 2 OF 2
 DETAIL

LEGISLATIVE DISTRICT OR TOWN	ELECTION DISTRICT	TOTAL VOTES	MATTHEW ROSENBAUM	KEVIN NASCA	MATTHEW ROSENBAUM	MATTHEW ROSENBAUM	SCATTER	BLANK AND VOID
			LBT	IND	IND	SAM		
Leg. Dist. 24								
	2/23	472	10	8	14	4	3	142
	3/22	432	9	11	13	0	1	141
	4	524	19	22	16	4	0	163
	5	394	13	12	11	1	1	119
	6	288	8	11	8	0	1	97
	7/19	258	5	4	8	0	3	68
	8	264	7	9	8	0	0	77
	9	222	7	6	11	2	0	51
	10	586	14	20	15	3	2	205
	11/12	196	1	4	3	0	0	57
	13	418	15	13	15	2	1	143
	14/20/21	652	18	28	19	1	3	219
	15	506	16	15	9	1	2	165
	16	438	16	14	8	3	3	130
	17	146	1	2	3	0	0	46
	18	378	14	10	13	1	0	108
	24	46	3	5	1	0	0	7
Leg. Dist. 24		6,796	188	208	194	23	22	2,124
Leg. Dist. 25								
	1	464	17	16	13	5	3	134
	2	296	6	4	2	2	0	141
	3	422	4	6	5	0	0	194
	4/14/24	434	6	10	9	2	0	170
	5	302	3	4	2	0	0	149
	6	290	6	8	4	1	1	109
	7	320	1	4	2	0	1	179
	8	342	2	6	5	1	1	156
	9	124	0	0	1	0	0	64
	10	398	5	7	12	4	1	173
	11	124	0	3	2	0	2	59
	12/28	354	13	9	13	0	3	113
	13	220	3	3	3	0	0	118
	15	224	3	3	2	0	0	110
	16	186	3	2	1	1	0	79
	17	166	1	1	0	0	0	86
	18	362	1	5	10	0	1	163
	19	140	4	1	4	1	0	38
	20	176	1	5	4	1	0	54
	21	174	1	4	4	1	0	72
	22	280	4	10	9	1	2	95
	23	38	1	2	3	1	1	9
	25	532	5	13	14	0	1	224
	26/27	178	2	6	7	2	0	61
	29/30	314	6	15	11	0	5	114
Leg. Dist. 25		6,860	98	147	142	23	22	2,864
Leg. Dist. 26								
	1	626	7	20	17	0	0	159

STATE SUPREME COURT JUSTICE
 7TH JUDICIAL DISTRICT
 (VOTE FOR 2)
 PART 2 OF 2
 DETAIL

LEGISLATIVE DISTRICT OR TOWN	ELECTION DISTRICT	TOTAL VOTES	MATTHEW ROSENBAUM	KEVIN NASCA	MATTHEW ROSENBAUM	MATTHEW ROSENBAUM	SCATTER	BLANK AND VOID
			LBT	IND	IND	SAM		
Leg. Dist. 26								
	2	248	3	13	5	0	0	63
	3	182	6	9	4	0	0	51
	4	306	12	13	14	0	0	61
	5	264	10	7	3	0	0	69
	6	250	2	3	3	0	0	104
	7	248	2	3	5	0	0	76
	8	266	6	8	3	0	0	82
	9	344	11	6	6	1	1	104
	10	284	4	3	6	0	0	97
	11	354	5	13	10	0	0	104
	12	358	4	12	14	0	0	78
	13	386	11	14	11	0	0	78
	14	460	10	21	22	0	0	92
	15	256	3	6	3	0	0	90
	16	332	5	10	10	1	0	74
	17	298	4	14	10	1	2	64
		5,462	105	175	146	3	3	1,446
Leg. Dist. 26								
Leg. Dist. 27								
	1	416	5	11	1	0	2	152
	2	454	4	16	6	1	0	183
	3	350	6	11	3	2	0	126
	4	458	4	10	12	0	0	187
	5	440	6	8	6	1	0	183
	6	340	2	7	10	0	0	143
	7	380	2	9	9	3	2	140
	8	636	3	9	4	1	3	333
	9	448	2	6	12	1	0	219
	10	386	10	4	8	2	0	137
	11	476	10	11	7	1	1	199
	12	326	6	7	9	0	2	126
	13	388	4	8	11	0	0	174
	14	294	3	5	8	0	0	129
	15	362	3	3	6	1	0	163
	16	382	5	3	2	0	1	182
	17	392	2	3	2	0	2	182
	18	292	5	5	6	0	0	97
	19	396	3	5	3	0	1	186
	20	168	1	2	1	0	0	82
	21	196	0	5	0	1	0	84
	22	228	1	8	8	0	0	75
	23	238	2	0	2	0	1	109
	25	192	2	3	4	0	0	71
	26	154	2	8	5	0	0	49
		8,792	93	167	145	14	15	3,711
Leg. Dist. 27								
Leg. Dist. 28								
	1	252	3	4	2	2	1	107
	2	140	1	2	3	0	0	43

STATE SUPREME COURT JUSTICE
7TH JUDICIAL DISTRICT
(VOTE FOR 2)
PART 2 OF 2
DETAIL

LEGISLATIVE DISTRICT OR TOWN	ELECTION DISTRICT	TOTAL VOTES	MATTHEW ROSENBAUM	KEVIN NASCA	MATTHEW ROSENBAUM	MATTHEW ROSENBAUM	SCATTER	BLANK AND VOID
			LBT	IND	IND	SAM		
Leg. Dist. 28								
	3	142	2	2	3	0	2	54
	4	176	2	2	5	0	0	72
	5	136	1	2	2	0	1	41
	6	428	6	11	15	0	0	126
	7/17	472	4	5	8	0	0	161
	8	196	2	6	5	0	0	87
	9	266	1	6	4	0	0	108
	10	88	1	3	2	0	0	26
	11	178	1	3	2	0	0	67
	12	126	1	8	3	0	0	33
	13	236	1	4	6	1	0	89
	14	174	2	7	3	0	0	51
	15	80	2	2	2	0	0	26
	16	188	2	5	3	0	0	80
	18	190	6	3	3	0	1	59
	19	4	0	0	0	0	0	3
	20	310	7	8	10	0	0	93
	21	322	6	2	7	0	0	114
	22	116	0	0	1	0	0	56
Leg. Dist. 28		4,220	51	85	89	3	5	1,496
Leg. Dist. 29								
	1/2	100	0	0	1	0	0	48
	3/8	78	0	1	0	0	0	34
	4	310	5	10	14	0	0	91
	5	246	4	5	6	0	0	70
	6	168	0	0	1	0	0	66
	7	246	6	5	7	0	1	83
	9	422	3	8	5	0	3	172
	10	330	2	5	7	0	0	129
	11	218	5	10	7	0	0	59
	12	270	4	3	3	1	0	104
	13	116	0	1	0	0	0	53
	14	92	2	0	2	0	0	34
	15	190	1	2	1	1	0	88
	16	70	1	3	0	0	0	37
	17	198	4	5	4	0	0	52
	18	348	5	4	4	2	0	109
	19	148	0	3	2	1	0	57
	20	326	4	5	2	0	0	149
	21	324	5	7	9	0	0	114
	22	168	1	2	3	0	0	85
	23	310	0	0	1	0	0	160
	24	360	2	8	7	0	0	139
	25/28	476	1	10	6	0	0	206
	26	94	0	1	2	0	0	45
Leg. Dist. 29		5,608	55	98	94	5	4	2,184

STATE SUPREME COURT JUSTICE
 7TH JUDICIAL DISTRICT
 (VOTE FOR 2)
 PART 2 OF 2
 DETAIL

LEGISLATIVE DISTRICT OR TOWN	ELECTION DISTRICT	TOTAL VOTES	MATTHEW ROSENBAUM	KEVIN NASCA	MATTHEW ROSENBAUM	MATTHEW ROSENBAUM	SCATTER	BLANK AND VOID
			LBT	IND	IND	SAM		VOID
CITY		62,482	1,102	1,543	1,476	140	123	21,932
Brighton								
	1	590	6	16	24	1	3	157
	2	346	6	11	5	2	1	82
	3	482	9	8	9	0	0	128
	4	530	13	20	15	2	0	135
	5	542	13	8	23	0	0	156
	6	696	11	20	21	1	2	181
	7	420	12	10	10	0	1	100
	8	490	7	11	15	2	0	92
	9	480	11	27	22	5	2	128
	10	612	10	19	19	5	1	150
	11	638	15	17	16	0	3	155
	12	698	16	14	30	1	1	157
	13	378	7	13	14	3	0	67
	14	308	14	11	18	0	1	69
	15	408	8	13	16	1	0	80
	16	380	4	10	6	1	0	64
	17	302	3	5	7	1	0	75
	18	492	9	16	17	1	1	134
	19	324	5	7	16	0	0	80
	20	294	10	6	6	0	1	86
	21	444	8	7	14	2	0	129
	22	454	9	12	20	1	0	108
	23	418	12	15	25	2	0	96
	24	580	9	21	10	3	0	124
	25	414	10	10	15	6	1	111
	26	352	10	7	8	0	1	75
	27	382	11	14	12	1	0	87
	28	594	12	23	28	2	0	129
	29	280	1	6	8	0	0	70
	30	876	9	21	28	1	2	229
	31	464	16	16	16	2	0	102
	32	582	10	20	24	1	1	126
	33	512	11	13	22	0	0	117
	34	492	15	17	13	1	0	104
	35	362	7	4	10	0	0	105
	36	354	15	11	9	0	1	89
	37	356	4	16	9	3	0	96
	38	536	23	19	17	0	2	111
	39	420	13	21	21	0	0	71
	40	718	11	16	26	3	2	184
	41	478	12	19	9	2	2	108
	42	186	3	6	8	0	0	40
	43	428	17	10	9	1	2	94
	44	160	1	2	6	0	0	45
	45	278	9	11	10	0	0	54

STATE SUPREME COURT JUSTICE
 7TH JUDICIAL DISTRICT
 (VOTE FOR 2)
 PART 2 OF 2
 DETAIL

LEGISLATIVE DISTRICT OR TOWN	ELECTION DISTRICT	TOTAL VOTES	MATTHEW ROSENBAUM	KEVIN NASCA	MATTHEW ROSENBAUM	MATTHEW ROSENBAUM	SCATTER	BLANK AND VOID
			LBT	IND	IND	SAM		
Brighton	46	276	3	5	7	1	0	70
Brighton		20,806	450	604	693	58	31	4,950
Chili	1	406	3	12	6	1	0	58
	2	638	10	17	15	0	0	96
	3	502	2	11	14	0	0	97
	4	340	5	10	10	2	0	52
	5	430	7	7	8	0	1	70
	6	456	9	18	18	1	2	73
	7	276	4	14	11	0	0	51
	8	484	8	12	12	1	0	71
	9	492	7	13	12	2	0	88
	10	314	5	8	10	0	0	35
	11	482	7	12	12	1	0	99
	12	486	7	15	12	1	0	79
	13	686	4	17	25	1	0	102
	14	482	2	15	14	1	0	63
	15	418	7	12	11	0	1	69
	16	892	8	17	16	0	0	152
	17	1,220	16	19	16	1	0	202
	18	468	9	10	9	2	0	80
	19	516	5	12	10	3	1	90
	20	644	14	12	18	2	0	125
	21	350	4	6	8	0	0	61
	22	424	8	16	13	0	0	108
	23	384	2	11	14	0	0	65
	24	902	8	21	23	1	1	194
	25	354	5	4	7	1	0	77
	26	566	15	18	22	1	0	79
	27	426	7	11	12	0	0	66
	28	366	2	7	11	1	0	87
	29	362	5	8	6	0	0	74
	30	202	4	9	4	0	0	28
	31	462	4	18	17	3	0	82
	32	452	4	19	12	1	0	69
Chili		15,882	207	411	408	27	6	2,742
Clarkson	1	742	5	17	17	0	1	103
	2	112	1	2	1	0	0	14
	3	626	7	21	15	1	0	97
	4	864	7	16	18	1	0	129
	5	1,022	19	34	31	2	2	171
	6	522	5	13	8	2	0	103
Clarkson		3,888	44	103	90	6	3	617
East Rochester	1	448	8	14	12	0	0	107
	2	440	10	17	17	0	1	76

STATE SUPREME COURT JUSTICE
7TH JUDICIAL DISTRICT
(VOTE FOR 2)
PART 2 OF 2
DETAIL

LEGISLATIVE DISTRICT OR TOWN	ELECTION DISTRICT	TOTAL VOTES	MATTHEW ROSENBAUM	KEVIN NASCA	MATTHEW ROSENBAUM	MATTHEW ROSENBAUM	SCATTER	BLANK AND VOID
			LBT	IND	IND	SAM		
East Rochester								
	3	456	11	12	9	1	0	67
	4	362	4	17	15	0	0	85
	5	346	15	14	16	2	0	56
	6	544	16	13	18	2	0	117
	7	368	8	21	18	1	0	61
East Rochester		2,964	72	108	105	6	1	569
Gates								
	1	252	2	10	5	0	1	45
	2	342	1	1	5	2	1	86
	3	362	5	10	4	0	0	93
	4	422	4	8	5	0	0	85
	5	546	6	16	12	2	0	90
	6	436	7	16	10	0	0	104
	7	846	6	26	22	1	1	142
	8	370	2	6	7	0	0	58
	9	460	3	12	10	0	0	93
	10	232	2	4	3	0	0	44
	11	312	4	8	7	0	0	57
	12	262	0	7	10	0	0	57
	13	366	4	10	11	0	0	75
	14	314	2	7	5	0	0	78
	15	606	6	8	13	0	0	148
	16	344	4	7	3	1	0	83
	17	350	1	6	7	1	0	72
	18	436	8	11	6	0	0	81
	19	356	6	5	11	0	0	58
	20	354	2	9	5	1	1	69
	21	392	6	9	7	1	0	82
	22	340	1	12	14	0	1	66
	23	410	3	6	8	0	0	87
	24	810	7	16	20	2	1	180
	25	328	5	5	7	0	1	68
	26	528	4	10	14	0	0	70
	27	476	3	10	5	0	0	99
	28	292	6	7	6	1	0	51
	29	376	6	7	10	1	0	77
	30	260	4	3	3	0	0	48
	31	362	4	9	6	0	0	73
	32	450	12	12	14	0	0	69
	33	154	4	2	2	0	0	29
	34	314	3	5	8	0	0	63
	35	260	1	6	10	0	0	52
Gates		13,720	144	306	295	13	7	2,732
Greece								
	1	382	6	7	9	0	1	76
	2	542	8	19	18	1	0	94
	3	302	2	6	7	0	0	45

STATE SUPREME COURT JUSTICE
7TH JUDICIAL DISTRICT
(VOTE FOR 2)
PART 2 OF 2
DETAIL

LEGISLATIVE DISTRICT OR TOWN	ELECTION DISTRICT	TOTAL VOTES	MATTHEW ROSENBAUM	KEVIN NASCA	MATTHEW ROSENBAUM	MATTHEW ROSENBAUM	SCATTER	BLANK AND VOID
			LBT	IND	IND	SAM		
Greece								
	4	350	5	8	6	0	0	66
	5	248	1	6	7	0	0	56
	6	238	3	9	8	1	0	35
	7	362	4	13	13	0	1	65
	8	326	4	9	12	0	0	47
	9	346	5	8	9	0	1	82
	10	346	6	13	8	2	1	53
	11	146	3	1	4	1	0	35
	12	204	0	6	6	0	0	48
	13	302	8	10	5	0	0	46
	14	234	6	8	13	0	0	50
	15	354	4	8	6	1	2	50
	16	270	1	7	8	0	0	45
	17	572	7	12	12	0	0	95
	18	472	11	13	11	0	0	62
	19	322	7	10	12	1	0	60
	20	302	11	8	10	1	0	62
	21	304	7	13	11	0	1	54
	22	302	1	11	9	0	0	58
	23	576	11	15	15	2	1	109
	24	518	9	14	15	1	0	70
	25	364	4	11	9	0	1	79
	26	302	3	8	4	0	1	54
	27	538	4	19	11	2	0	108
	28	460	9	18	11	0	0	41
	29	354	4	8	3	0	0	57
	30	276	1	5	11	0	0	52
	31	346	1	6	6	1	0	61
	32	316	4	11	11	1	0	57
	33	474	3	12	15	2	1	85
	34	504	10	16	15	0	1	77
	35	422	9	17	9	2	0	59
	36	528	8	11	12	0	0	76
	37	322	6	10	7	1	0	45
	38	594	7	8	15	1	1	86
	39	298	5	5	5	0	0	50
	40	316	3	9	10	0	1	55
	41	454	9	11	9	0	0	82
	42	310	4	9	7	1	0	61
	43	406	7	12	14	1	0	61
	44	612	6	21	13	1	0	117
	45	674	6	22	19	0	0	63
	46	234	5	8	4	0	0	58
	47	414	5	11	14	0	0	59
	48	268	3	5	8	0	0	52
	49	272	2	6	8	0	0	39
	50	376	2	12	6	0	1	66

STATE SUPREME COURT JUSTICE
7TH JUDICIAL DISTRICT
(VOTE FOR 2)
PART 2 OF 2
DETAIL

LEGISLATIVE DISTRICT OR TOWN	ELECTION DISTRICT	TOTAL VOTES	MATTHEW ROSENBAUM	KEVIN NASCA	MATTHEW ROSENBAUM	MATTHEW ROSENBAUM	SCATTER	BLANK AND VOID
			LBT	IND	IND	SAM		
Greece								
	51	246	2	6	5	2	0	43
	52	514	6	17	14	1	0	79
	53	296	3	8	10	1	0	47
	54	520	3	12	10	0	0	72
	55	320	5	3	7	1	0	46
	56	488	2	20	14	0	0	89
	57	354	3	12	15	0	0	63
	58	508	11	11	7	0	0	73
	59	222	3	10	7	2	0	57
	60	288	6	11	7	1	0	46
	61	360	6	8	11	0	0	74
	62	496	5	16	8	0	0	88
	63	410	9	12	8	0	1	67
	64	312	6	8	3	1	0	53
	65	410	5	8	7	0	0	75
	66	204	2	5	4	0	0	38
	67	364	4	4	4	1	0	51
	68	496	5	12	11	1	1	71
	69	282	8	8	7	0	0	23
	70	1,262	13	25	32	2	0	159
	71	494	7	12	12	0	0	106
	72	560	4	10	8	0	0	97
	73	208	2	6	4	0	0	35
	74	320	6	13	10	1	2	52
	75	268	2	5	5	0	0	57
	76	390	5	11	9	0	0	50
	77	498	4	11	11	0	0	92
	78	264	4	12	7	0	0	41
	79	932	6	29	31	0	0	155
	80	638	4	14	14	0	0	84
	81	256	7	5	5	1	0	36
	82	360	4	14	14	2	2	72
	83	200	3	9	5	1	0	45
	84	488	6	19	15	0	0	83
	85	548	7	23	15	1	0	85
	86	582	7	6	10	1	0	93
	87	390	9	9	12	0	0	66
	88	560	8	13	15	1	1	99
	89	364	2	4	8	0	0	81
	90	554	7	11	8	0	0	103
	91	794	5	30	20	0	0	105
	92	608	7	18	8	1	0	112
	93	542	13	24	16	0	0	97
	94	462	6	12	8	0	0	94
	95	268	2	9	9	0	1	64
	96	510	8	22	18	0	1	101
	97	844	7	26	21	1	2	122

STATE SUPREME COURT JUSTICE
7TH JUDICIAL DISTRICT
(VOTE FOR 2)
PART 2 OF 2
DETAIL

LEGISLATIVE DISTRICT OR TOWN	ELECTION DISTRICT	TOTAL VOTES	MATTHEW ROSENBAUM	KEVIN NASCA	MATTHEW ROSENBAUM	MATTHEW ROSENBAUM	SCATTER	BLANK AND VOID
			LBT	IND	IND	SAM		
Greece								
	98	684	4	22	16	0	2	114
	99	494	1	6	11	0	0	76
	100	634	5	19	19	2	0	91
	101	298	4	6	5	0	0	45
	102	620	10	21	12	0	0	97
	103	586	4	13	12	0	1	89
	104	340	3	12	10	0	0	44
	105	638	9	19	12	0	2	68
	106	422	2	7	8	2	2	53
	107	352	3	9	6	0	0	46
	108	374	3	15	9	2	0	59
	109	592	11	20	19	1	0	100
		46,042	578	1,287	1,138	54	33	7,586
Greece Hamlin								
	1	412	9	18	8	1	0	60
	2	576	10	17	15	1	0	79
	3	524	4	9	11	1	0	73
	4	394	5	11	9	0	0	45
	5	470	8	8	12	1	0	89
	6	434	7	12	9	0	0	64
	7	716	18	16	17	2	0	111
	8	298	1	9	6	0	0	52
	9	280	3	7	9	2	0	43
	10	660	8	11	16	0	0	133
		4,764	73	118	112	8	0	749
Hamlin Henrietta								
	1	688	6	16	13	3	1	160
	2	444	9	16	18	0	0	71
	3	196	3	9	6	1	1	40
	4	506	10	17	15	0	0	121
	5	498	11	10	9	0	0	91
	6	476	9	15	11	1	0	90
	7	454	4	19	11	3	1	81
	8	482	9	14	14	0	2	119
	9	372	12	12	9	0	0	92
	10	458	4	14	11	0	0	97
	11	402	2	10	7	2	0	107
	12	486	11	13	15	1	1	99
	13	724	16	20	22	0	2	136
	14	402	9	8	10	0	0	89
	15	626	16	21	15	0	0	110
	16	302	4	8	11	0	0	53
	17	646	17	27	24	1	2	109
	18	614	13	18	21	1	2	133
	19	472	11	16	14	0	1	80
	20	744	15	22	23	2	0	124
	21	400	4	14	20	0	1	73

STATE SUPREME COURT JUSTICE
7TH JUDICIAL DISTRICT
(VOTE FOR 2)
PART 2 OF 2
DETAIL

LEGISLATIVE DISTRICT OR TOWN	ELECTION DISTRICT	TOTAL VOTES	MATTHEW ROSENBAUM	KEVIN NASCA	MATTHEW ROSENBAUM	MATTHEW ROSENBAUM	SCATTER	BLANK AND VOID
			LBT	IND	IND	SAM		
Henrietta								
	22	842	10	22	19	0	0	157
	23	434	13	8	9	0	0	93
	24	528	13	11	16	1	1	123
	25	526	5	12	11	2	0	112
	26	1,054	3	27	27	3	0	198
	27	854	10	24	21	4	0	166
	28	694	11	16	18	3	0	132
	29	1,438	26	52	47	1	4	320
	30	1,086	30	32	32	2	3	219
	31	278	7	7	7	1	0	65
	32	878	6	34	39	1	0	185
	33	312	3	7	4	0	0	73
	34	282	3	9	9	1	0	61
	35	652	16	28	21	1	2	97
		20,250	351	608	579	35	24	4,076
Henrietta								
Irondequoit								
	1	610	9	22	17	0	0	135
	2	334	1	9	7	1	0	73
	3	538	8	27	22	0	0	117
	4	246	7	8	8	0	0	40
	5	408	11	18	13	0	0	85
	6	820	27	30	31	3	0	155
	7	744	11	20	27	0	1	139
	8	520	11	27	17	0	0	82
	9	522	4	14	15	0	0	101
	10	586	13	22	24	0	1	90
	11	262	6	17	11	1	0	47
	12	340	11	13	15	1	0	69
	13	666	16	16	17	0	0	169
	14	680	18	14	19	1	1	148
	15	652	11	17	13	0	0	133
	16	846	23	32	29	0	0	146
	17	336	9	9	7	2	0	70
	18	490	9	14	11	0	0	105
	19	582	10	19	13	0	0	175
	20	498	6	17	19	1	0	86
	21	532	9	17	14	0	0	111
	22	570	12	23	20	0	0	107
	23	462	10	13	13	1	0	118
	24	448	6	12	12	0	1	100
	25	444	9	19	23	0	0	71
	26	292	4	9	2	0	0	97
	27	366	11	18	13	1	0	65
	28	404	4	9	7	0	0	78
	29	366	5	9	9	1	0	86
	30	456	11	9	10	1	0	95
	31	680	19	29	22	0	0	129

STATE SUPREME COURT JUSTICE
7TH JUDICIAL DISTRICT
(VOTE FOR 2)
PART 2 OF 2
DETAIL

LEGISLATIVE DISTRICT OR TOWN	ELECTION DISTRICT	TOTAL VOTES	MATTHEW ROSENBAUM	KEVIN NASCA	MATTHEW ROSENBAUM	MATTHEW ROSENBAUM	SCATTER	BLANK AND VOID
			LBT	IND	IND	SAM		
Irondequoit								
	32	468	10	21	20	2	2	82
	33	360	6	14	11	1	0	82
	34	700	3	17	20	2	1	128
	35	352	5	11	12	0	0	93
	36	258	3	6	7	0	0	71
	37	374	2	8	8	1	1	78
	38	224	3	7	8	0	0	52
	39	112	0	2	2	0	0	21
	40	342	10	12	11	2	1	77
	41	412	7	14	18	1	0	103
	42	542	12	20	24	2	2	77
	43	338	14	17	10	0	0	55
	44	924	11	31	31	2	0	198
	45	328	5	6	8	0	0	61
	46	442	11	10	11	1	0	74
	47	162	1	0	2	0	0	35
	48	444	10	9	14	0	0	91
	49	680	15	22	21	2	0	144
	50	252	3	5	7	0	0	66
	51	676	14	16	14	3	1	138
	52	468	11	16	16	2	1	125
	53	428	3	12	8	0	0	113
	54	116	2	4	3	1	0	20
	55	542	7	30	18	3	0	110
	56	382	4	9	12	0	0	87
	57	654	7	24	16	1	0	127
	58	528	9	14	20	3	0	89
	59	424	11	28	15	0	1	77
	60	490	10	11	15	1	0	114
	61	604	6	18	17	2	1	133
	62	544	14	20	17	3	0	97
	63	382	10	16	7	0	0	58
	64	116	0	1	1	1	0	47
	65	316	6	11	7	0	0	60
	66	156	0	5	1	0	0	58
	67	324	5	9	8	0	0	82
	68	406	5	16	11	0	0	95
Irondequoit		30,970	576	1,024	931	50	15	6,440
Mendon								
	1	812	15	30	33	2	1	142
	2	728	19	27	23	0	0	138
	3	810	25	17	22	1	1	146
	4	590	13	10	16	2	0	154
	5	770	14	9	26	0	0	132
	6	738	15	20	20	2	0	132
	7	778	6	14	19	1	3	142
	8	306	3	10	13	0	0	55

STATE SUPREME COURT JUSTICE
 7TH JUDICIAL DISTRICT
 (VOTE FOR 2)
 PART 2 OF 2
 DETAIL

LEGISLATIVE DISTRICT OR TOWN	ELECTION DISTRICT	TOTAL VOTES	MATTHEW ROSENBAUM	KEVIN NASCA	MATTHEW ROSENBAUM	MATTHEW ROSENBAUM	SCATTER	BLANK AND VOID
			LBT	IND	IND	SAM		
Mendon	9	634	7	10	13	1	0	112
Mendon		6,166	117	147	185	9	5	1,153
Ogden	1	498	7	13	13	1	0	104
	2	538	3	13	14	1	2	82
	3	748	8	22	16	1	0	84
	4	468	6	13	17	0	0	61
	5	440	5	18	15	0	0	47
	6	558	7	11	5	0	0	115
	7	358	10	8	14	0	0	41
	8	534	4	9	9	0	0	111
	9	484	12	7	16	1	0	96
	10	480	15	14	15	1	0	67
	11	552	7	17	16	0	0	72
	12	650	6	22	11	1	0	109
	13	514	9	10	18	0	0	82
	14	392	7	17	7	0	0	55
	15	706	5	13	14	0	0	117
	16	342	6	5	3	0	0	34
	17	438	3	15	13	1	0	77
	18	618	9	13	16	0	0	103
	19	594	5	12	13	0	1	99
	20	668	14	14	15	1	0	117
Ogden		10,580	148	266	260	8	3	1,673
Parma	1	582	7	26	19	0	0	71
	2	640	13	16	13	2	3	62
	3	462	4	15	17	2	0	63
	4	508	4	13	11	1	0	83
	5	366	4	11	14	0	0	65
	6	230	1	1	3	1	0	33
	7	476	7	6	9	1	0	84
	8	688	3	12	12	0	0	110
	9	512	3	8	10	0	0	91
	10	504	1	12	8	0	1	75
	11	602	10	17	16	1	0	84
	12	500	8	13	14	0	0	58
	13	902	6	17	15	1	2	145
	14	352	3	10	9	1	0	62
	15	548	6	13	18	0	0	67
Parma		7,872	80	190	188	10	6	1,153
Penfield	1	246	2	7	6	1	0	49
	2	612	11	22	18	2	1	103
	3	534	7	14	16	0	0	80
	4	762	6	15	16	0	0	121
	5	584	11	17	19	3	2	108

STATE SUPREME COURT JUSTICE
7TH JUDICIAL DISTRICT
(VOTE FOR 2)
PART 2 OF 2
DETAIL

LEGISLATIVE DISTRICT OR TOWN	ELECTION DISTRICT	TOTAL VOTES	MATTHEW ROSENBAUM	KEVIN NASCA	MATTHEW ROSENBAUM	MATTHEW ROSENBAUM	SCATTER	BLANK AND VOID
			LBT	IND	IND	SAM		
Penfield								
	6	436	6	11	8	1	0	50
	7	570	10	24	25	0	1	96
	8	304	5	11	6	1	1	42
	9	702	8	15	21	1	0	150
	10	432	9	11	14	0	0	78
	11	294	9	10	12	0	0	57
	12	600	10	19	21	2	1	111
	13	670	10	14	14	2	0	147
	14	696	11	22	22	0	0	101
	15	794	4	26	34	0	1	151
	16	302	3	9	14	1	0	51
	17	584	19	16	17	0	0	94
	18	442	7	15	13	1	1	68
	19	840	18	23	36	3	0	123
	20	630	8	22	21	2	1	88
	21	622	12	18	28	1	4	97
	22	564	11	18	18	3	1	119
	23	790	10	29	27	2	2	117
	24	720	8	16	24	4	1	126
	25	444	4	11	6	0	0	62
	26	318	6	5	5	0	0	54
	27	650	14	18	20	0	0	96
	28	426	7	16	18	1	0	78
	29	718	6	16	17	1	1	129
	30	1,090	14	27	30	1	0	188
	31	354	2	4	16	1	0	48
	32	368	4	14	14	1	1	52
	33	536	12	23	23	1	0	85
	34	454	6	11	9	0	1	77
	35	816	16	27	24	4	0	168
	36	582	11	18	20	3	0	98
	37	1,030	3	30	26	2	0	159
	38	376	6	8	11	0	0	61
	39	424	13	7	10	1	0	60
	40	646	4	17	14	0	0	122
	41	828	13	21	23	0	0	115
	42	506	5	19	20	0	0	86
Penfield		24,296	361	696	756	46	20	4,065
Perinton								
	1	860	14	31	23	1	1	140
	2	640	10	19	21	1	0	127
	3	498	9	16	24	1	0	55
	4	562	6	17	16	0	2	110
	5	294	8	14	13	0	0	58
	6	546	21	17	16	2	1	110
	7	690	16	28	25	2	1	117
	8	554	12	13	21	3	0	74

STATE SUPREME COURT JUSTICE
 7TH JUDICIAL DISTRICT
 (VOTE FOR 2)
 PART 2 OF 2
 DETAIL

LEGISLATIVE DISTRICT OR TOWN	ELECTION DISTRICT	TOTAL VOTES	MATTHEW ROSENBAUM	KEVIN NASCA	MATTHEW ROSENBAUM	MATTHEW ROSENBAUM	SCATTER	BLANK AND VOID
			LBT	IND	IND	SAM		
Perinton								
	9	746	17	19	26	1	0	100
	10	706	13	24	34	0	2	131
	11	388	6	11	11	1	0	73
	12	528	6	19	15	3	0	87
	13	498	11	16	18	0	0	73
	14	610	11	16	14	1	1	100
	15	518	8	20	17	0	0	84
	16	444	8	14	10	0	0	82
	17	586	6	10	15	1	0	116
	18	576	5	10	15	2	0	114
	19	556	9	10	12	0	0	97
	20	524	9	21	17	1	0	72
	21	704	16	23	29	4	0	130
	22	420	7	8	6	1	0	89
	23	846	17	24	23	1	2	165
	24	854	8	33	25	1	0	131
	25	492	11	16	16	0	0	107
	26	646	10	22	31	1	1	87
	27	484	6	14	13	0	0	70
	28	496	8	9	11	1	4	75
	29	356	4	10	13	2	0	70
	30	540	10	21	22	1	0	74
	31	656	14	13	21	3	1	100
	32	446	11	18	14	1	1	68
	33	664	16	27	32	3	1	78
	34	794	6	18	26	3	0	136
	35	514	14	21	17	1	0	62
	36	278	9	8	9	1	0	53
	37	642	11	13	16	1	0	97
	38	874	13	27	22	6	0	149
	39	690	13	20	18	3	1	98
	40	450	9	7	14	1	1	79
	41	390	8	16	14	0	1	64
	42	514	13	8	14	0	3	78
	43	1,036	17	29	35	1	0	166
	44	512	7	16	16	0	1	69
	45	1,052	17	28	30	1	0	167
	46	286	6	11	10	0	0	60
	47	622	16	25	15	1	1	108
	48	430	5	17	14	2	0	64
	49	496	8	15	19	2	1	56
	50	146	4	7	6	0	0	26
	51	742	5	21	22	1	0	69
	52	648	12	23	23	1	0	94
	53	482	16	20	22	2	1	64
	54	968	9	28	26	3	0	133
	55	602	3	14	15	1	0	79

STATE SUPREME COURT JUSTICE
7TH JUDICIAL DISTRICT
(VOTE FOR 2)
PART 2 OF 2
DETAIL

LEGISLATIVE DISTRICT OR TOWN	ELECTION DISTRICT	TOTAL VOTES	MATTHEW ROSENBAUM	KEVIN NASCA	MATTHEW ROSENBAUM	MATTHEW ROSENBAUM	SCATTER	BLANK AND VOID
			LBT	IND	IND	SAM		
Rush								
	1	860	12	43	38	2	0	103
	2	498	11	14	18	0	0	58
	3	800	16	32	41	0	0	124
	4	744	12	25	28	0	1	129
Rush		2,902	51	114	125	2	1	414
Sweden								
	1	584	11	15	16	4	0	124
	2	264	8	6	15	1	2	57
	3	562	8	19	14	1	1	116
	4	674	7	17	21	1	1	117
	5	128	3	4	4	0	0	31
	6	456	5	11	11	0	0	96
	7	538	5	21	20	1	0	88
	8	532	8	18	17	2	3	87
	9	388	4	8	8	0	0	76
	10	788	9	21	18	0	0	147
	11	184	4	3	7	0	0	46
	12	538	4	8	11	0	1	83
Sweden		5,636	76	151	162	10	8	1,068
Webster								
	1	572	10	17	21	1	0	77
	2	642	12	13	19	2	0	130
	3	736	12	23	28	0	0	110
	4	272	4	7	8	0	0	54
	5	598	8	17	23	0	0	112
	6	386	7	12	7	0	0	52
	7	594	10	13	18	1	0	127
	8	514	5	17	8	1	0	72
	9	564	8	17	13	1	0	84
	10	1,210	17	30	30	0	2	197
	11	590	10	20	23	0	0	84
	12	766	7	21	29	1	1	105
	13	524	9	16	16	0	0	82
	14	504	10	11	18	0	0	88
	15	392	11	12	14	0	0	72
	16	680	5	13	15	2	1	113
	17	538	10	14	22	0	0	69
	18	388	8	10	11	0	0	61
	19	870	11	29	24	0	0	123
	20	900	19	28	28	1	0	111
	21	700	8	24	20	1	0	102
	22	622	10	14	16	1	0	120
	23	500	5	17	16	1	0	78
	24	1,488	18	34	31	0	0	284
	25	272	5	5	9	1	1	44
	26	566	7	15	15	2	1	99
	27	1,062	14	32	27	1	1	163

STATE SUPREME COURT JUSTICE
 7TH JUDICIAL DISTRICT
 (VOTE FOR 2)
 PART 2 OF 2
 DETAIL

LEGISLATIVE DISTRICT OR TOWN	ELECTION DISTRICT	TOTAL VOTES	MATTHEW ROSENBAUM	KEVIN NASCA	MATTHEW ROSENBAUM	MATTHEW ROSENBAUM	SCATTER	BLANK AND VOID
			LBT	IND	IND	SAM		
Webster								
	28	538	5	13	14	0	0	95
	29	418	7	15	13	2	0	71
	30	338	6	12	10	1	0	67
	31	722	6	17	13	0	3	131
	32	830	8	23	20	1	0	108
	33	620	11	19	13	0	1	94
	34	306	4	2	5	0	0	63
	35	412	2	3	8	0	1	76
	36	430	5	13	12	0	0	70
	37	1,018	12	30	29	1	0	189
	38	590	11	15	20	0	0	129
	39	646	11	16	22	2	0	117
	40	1,116	23	34	35	1	0	204
	41	838	11	24	24	0	0	146
	42	678	9	20	18	0	0	117
	43	408	10	12	11	0	0	68
Webster		27,358	401	749	776	25	12	4,558
Wheatland								
	1	498	13	10	13	2	1	81
	2	484	6	6	16	1	1	88
	3	526	13	16	23	0	3	78
	4	424	6	9	8	0	1	97
	5	598	7	6	10	0	0	96
Wheatland		2,530	45	47	70	3	6	440
TOWNS		303,182	4,747	8,529	8,576	484	225	54,287
GRAND TOTAL:		365,664	5,849	10,072	10,052	624	348	76,219

COUNTY EXECUTIVE
SUMMARY

LEGISLATIVE DISTRICT OR TOWN	TOTAL VOTES	ADAM J BELLO	CHERYL DINOLFO	CHERYL DINOLFO	ADAM J BELLO	CHERYL DINOLFO	SCATTER	BLANK AND VOID
		DEM	REP	CON	WOR	IND		
Leg. Dist. 07	477	233	168	27	22	15	0	12
Leg. Dist. 16	9	8	1	0	0	0	0	0
Leg. Dist. 21	4,264	2,926	743	137	238	89	4	127
Leg. Dist. 22	2,179	1,658	231	44	60	31	0	155
Leg. Dist. 23	5,443	3,650	1,038	197	326	154	2	76
Leg. Dist. 24	3,398	2,373	516	88	280	76	4	61
Leg. Dist. 25	3,430	2,481	417	71	166	67	1	227
Leg. Dist. 26	2,731	1,410	849	190	111	101	3	67
Leg. Dist. 27	4,396	3,253	571	119	139	84	3	227
Leg. Dist. 28	2,110	1,312	470	109	83	40	1	95
Leg. Dist. 29	2,804	1,913	544	92	81	39	1	134
CITY	31,241	21,217	5,548	1,074	1,506	696	19	1,181
Brighton	10,403	6,560	2,587	468	412	254	4	118
Chili	7,941	2,993	3,445	875	275	269	1	83
Clarkson	1,944	603	940	248	44	76	0	33
East Rochester	1,482	651	553	118	69	48	2	41
Gates	6,860	2,682	3,123	547	188	212	2	106
Greece	23,021	8,480	10,423	2,513	608	745	9	243
Hamlin	2,382	611	1,225	320	85	92	2	47
Henrietta	10,125	4,852	3,698	835	315	303	5	117
Irondequoit	15,485	8,355	4,955	1,041	547	434	4	149
Mendon	3,083	1,344	1,201	308	73	117	2	38
Ogden	5,290	1,721	2,528	665	137	172	0	67
Parma	3,936	1,106	2,035	534	97	136	1	27
Penfield	12,148	5,354	4,883	1,049	333	398	2	129
Perinton	16,500	7,538	6,637	1,302	366	515	1	141
Pittsford	9,981	4,816	3,943	617	194	311	1	99
Riga	1,797	526	922	246	41	50	0	12
Rush	1,451	532	624	154	54	66	0	21
Sweden	2,818	1,113	1,159	325	76	105	0	40
Webster	13,679	5,507	5,961	1,279	336	425	2	169
Wheatland	1,265	442	570	144	47	44	0	18
TOWNS	151,591	65,786	61,412	13,588	4,297	4,772	38	1,698
GRAND TOTAL:	182,832	87,003	66,960	14,662	5,803	5,468	57	2,879

COUNTY EXECUTIVE
DETAIL

LEGISLATIVE DISTRICT OR TOWN	ELECTION DISTRICT	TOTAL VOTES	ADAM J BELLO DEM	CHERYL DINOLFO REP	CHERYL DINOLFO CON	ADAM J BELLO WOR	CHERYL DINOLFO IND	SCATTER	BLANK AND VOID
Leg. Dist. 07	1	297	138	115	17	14	9	0	4
	2	180	95	53	10	8	6	0	8
Leg. Dist. 07		477	233	168	27	22	15	0	12
Leg. Dist. 16	1	9	8	1	0	0	0	0	0
Leg. Dist. 16		9	8	1	0	0	0	0	0
Leg. Dist. 21	1	217	136	40	8	19	7	1	6
	2	178	106	34	7	19	3	1	8
	3	103	72	17	9	1	0	0	4
	4	104	65	23	4	5	4	0	3
	5	133	100	17	2	10	3	0	1
	6	183	130	33	4	4	7	0	5
	7	296	207	55	4	15	8	0	7
	8/26	169	118	20	6	17	3	0	5
	9	235	158	48	5	17	5	0	2
	10	306	209	63	8	11	7	0	8
	11	137	102	22	2	5	2	0	4
	12	338	229	63	11	22	7	0	6
	13	127	93	18	1	11	2	0	2
	14	81	55	18	2	6	0	0	0
	15	242	166	45	11	6	5	0	9
	16	76	50	18	3	4	0	0	1
	17	165	122	17	2	9	6	1	8
	18	110	76	20	4	3	0	0	7
	19	72	56	6	4	0	2	0	4
	20	114	69	26	4	8	4	1	2
	21	116	87	20	2	2	0	0	5
	22	147	98	23	8	9	1	0	8
	23	140	90	22	9	10	4	0	5
	24	274	175	54	15	15	8	0	7
	25	123	92	14	2	8	1	0	6
	27	78	65	7	0	2	0	0	4
Leg. Dist. 21		4,264	2,926	743	137	238	89	4	127
Leg. Dist. 22	1	143	107	20	2	2	3	0	9
	2/13	83	67	5	2	2	0	0	7
	3	69	51	4	3	3	1	0	7
	4	41	31	7	0	0	0	0	3
	5	75	59	4	3	1	2	0	6
	6	106	80	8	2	1	1	0	14
	7	47	37	6	0	0	0	0	4
	8	99	75	14	3	1	2	0	4
	9	56	44	5	1	2	1	0	3
	10	71	57	6	1	0	1	0	6
	11	148	118	9	0	7	2	0	12
	12	78	65	6	1	1	0	0	5
	14	86	63	17	0	2	1	0	3
	15	80	64	2	1	3	0	0	10

COUNTY EXECUTIVE
DETAIL

LEGISLATIVE DISTRICT OR TOWN	ELECTION DISTRICT	TOTAL VOTES	ADAM J BELLO	CHERYL DINOLFO	CHERYL DINOLFO	ADAM J BELLO	CHERYL DINOLFO	SCATTER	BLANK AND VOID
			DEM	REP	CON	WOR	IND		
Leg. Dist. 22									
	16	34	26	2	1	0	0	0	5
	17	44	38	1	2	1	0	0	2
	18	65	50	10	0	1	1	0	3
	19	44	34	3	1	2	1	0	3
	20	59	48	5	1	2	0	0	3
	21	46	37	4	1	0	1	0	3
	22	105	77	10	2	5	1	0	10
	23	57	43	8	0	0	1	0	5
	24	93	72	13	3	2	0	0	3
	25	268	176	43	12	13	7	0	17
	26	78	62	9	1	1	3	0	2
	27	104	77	10	1	8	2	0	6
Leg. Dist. 22		2,179	1,658	231	44	60	31	0	155
Leg. Dist. 23									
	1	86	53	21	3	7	2	0	0
	2	160	114	16	4	15	7	0	4
	3	133	93	16	5	14	4	0	1
	4	288	204	48	11	13	9	0	3
	5	107	75	18	0	10	4	0	0
	6	105	76	16	3	7	2	0	1
	7	202	137	31	5	21	5	1	2
	8	197	153	17	6	13	5	1	2
	9	143	102	24	3	9	4	0	1
	10	144	105	22	4	9	3	0	1
	11	206	147	40	2	11	4	0	2
	12	251	165	56	11	10	8	0	1
	13	179	120	44	6	5	3	0	1
	14	169	123	28	2	10	5	0	1
	15	125	79	24	3	15	3	0	1
	16	96	67	22	3	2	0	0	2
	17	258	160	45	14	20	3	0	16
	18	410	251	98	18	21	15	0	7
	19	210	133	46	10	11	6	0	4
	20	240	179	30	7	18	6	0	0
	21	206	136	46	6	11	3	0	4
	22	167	112	43	2	4	5	0	1
	23/29	133	93	17	3	9	8	0	3
	24	184	99	56	8	8	8	0	5
	25	338	217	70	18	19	10	0	4
	26	344	212	85	20	12	12	0	3
	27	174	107	36	15	6	6	0	4
	28	188	138	23	5	16	4	0	2
Leg. Dist. 23		5,443	3,650	1,038	197	326	154	2	76
Leg. Dist. 24									
	1	288	199	44	4	32	6	0	3
	2/23	236	178	24	6	19	8	0	1
	3/22	216	166	18	6	18	5	0	3
	4	262	187	35	5	27	5	0	3
	5	197	137	28	7	13	7	1	4
	6	144	105	21	2	9	3	0	4

COUNTY EXECUTIVE
DETAIL

LEGISLATIVE DISTRICT OR TOWN	ELECTION DISTRICT	TOTAL VOTES	ADAM J BELLO	CHERYL DINOLFO	CHERYL DINOLFO	ADAM J BELLO	CHERYL DINOLFO	SCATTER	BLANK AND VOID
			DEM	REP	CON	WOR	IND		
Leg. Dist. 24									
	7/19	129	80	36	5	4	1	0	3
	8	132	92	22	2	11	3	0	2
	9	111	67	25	9	4	4	0	2
	10	293	213	30	5	35	5	0	5
	11/12	98	63	24	4	1	2	0	4
	13	209	153	28	1	19	4	1	3
	14/20/21	326	243	29	5	33	6	1	9
	15	253	158	52	11	18	6	1	7
	16	219	143	41	8	21	4	0	2
	17	73	35	27	2	0	5	0	4
	18	189	135	29	6	15	2	0	2
	24	23	19	3	0	1	0	0	0
Leg. Dist. 24		3,398	2,373	516	88	280	76	4	61
Leg. Dist. 25									
	1	232	165	36	6	9	5	0	11
	2	148	107	15	3	7	3	0	13
	3	211	140	25	5	9	2	0	30
	4/14/24	217	146	36	4	16	8	0	7
	5	151	126	13	1	3	1	0	7
	6	145	103	17	3	17	3	0	2
	7	160	123	15	4	4	3	0	11
	8	171	127	15	1	8	3	0	17
	9	62	57	1	1	0	0	0	3
	10	199	142	21	2	7	2	0	25
	11	62	49	5	2	1	1	0	4
	12/28	177	116	20	3	33	3	0	2
	13	110	87	7	0	3	1	0	12
	15	112	89	9	1	2	2	0	9
	16	93	60	19	4	2	0	0	8
	17	83	72	3	0	0	0	0	8
	18	181	131	22	5	3	2	0	18
	19	70	51	14	2	1	2	0	0
	20	88	57	22	3	2	3	0	1
	21	87	62	12	1	1	4	0	7
	22	140	101	15	3	9	5	1	6
	23	19	19	0	0	0	0	0	0
	25	266	186	36	9	8	7	0	20
	26/27	89	58	17	1	6	2	0	5
	29/30	157	107	22	7	15	5	0	1
Leg. Dist. 25		3,430	2,481	417	71	166	67	1	227
Leg. Dist. 26									
	1	313	148	100	33	15	11	0	6
	2	124	59	42	12	2	5	0	4
	3	91	44	26	6	7	4	0	4
	4	153	64	58	12	9	9	0	1
	5	132	65	36	15	5	4	0	7
	6	125	84	27	5	3	2	0	4
	7	124	62	48	4	5	2	1	2
	8	133	93	29	5	1	3	0	2
	9	172	102	45	8	7	5	0	5

COUNTY EXECUTIVE
DETAIL

LEGISLATIVE DISTRICT OR TOWN	ELECTION DISTRICT	TOTAL VOTES	ADAM J BELLO DEM	CHERYL DINOLFO REP	CHERYL DINOLFO CON	ADAM J BELLO WOR	CHERYL DINOLFO IND	SCATTER	BLANK AND VOID
Leg. Dist. 26									
	10	142	79	38	8	8	4	0	5
	11	177	95	48	9	11	7	0	7
	12	179	74	69	16	9	6	1	4
	13	193	101	56	20	8	5	0	3
	14	230	111	65	19	11	19	0	5
	15	128	81	36	2	3	4	0	2
	16	166	77	68	8	5	5	0	3
	17	149	71	58	8	2	6	1	3
Leg. Dist. 26		2,731	1,410	849	190	111	101	3	67
Leg. Dist. 27									
	1	208	138	42	9	10	2	1	6
	2	227	177	19	10	4	5	1	11
	3	175	136	23	2	8	4	0	2
	4	229	172	27	9	10	5	0	6
	5	220	155	26	4	10	7	0	18
	6	170	128	21	5	4	5	0	7
	7	190	144	27	4	8	1	0	6
	8	318	240	32	5	6	3	1	31
	9	224	177	16	2	9	4	0	16
	10	193	132	31	7	11	3	0	9
	11	238	181	32	6	4	5	0	10
	12	163	114	17	9	8	2	0	13
	13	194	166	12	2	4	3	0	7
	14	147	117	15	1	3	3	0	8
	15	181	143	19	4	3	4	0	8
	16	191	157	16	4	7	3	0	4
	17	196	146	26	2	4	2	0	16
	18	146	76	42	10	5	8	0	5
	19	198	166	15	2	7	0	0	8
	20	84	68	7	2	0	1	0	6
	21	98	68	15	2	4	1	0	8
	22	114	74	28	1	4	4	0	3
	23	119	96	12	1	4	0	0	6
	25	96	53	27	4	0	4	0	8
	26	77	29	24	12	2	5	0	5
Leg. Dist. 27		4,396	3,253	571	119	139	84	3	227
Leg. Dist. 28									
	1	126	82	26	6	2	0	1	9
	2	70	46	12	6	4	1	0	1
	3	71	47	16	3	0	1	0	4
	4	88	46	23	5	4	3	0	7
	5	68	42	21	2	2	0	0	1
	6	214	139	49	11	8	5	0	2
	7/17	236	138	63	13	5	6	0	11
	8	98	65	10	4	1	3	0	15
	9	133	84	30	5	7	0	0	7
	10	44	21	14	1	6	0	0	2
	11	89	54	20	6	3	1	0	5
	12	63	44	10	2	1	4	0	2
	13	118	68	29	4	8	4	0	5

COUNTY EXECUTIVE
DETAIL

LEGISLATIVE DISTRICT OR TOWN	ELECTION DISTRICT	TOTAL VOTES	ADAM J BELLO DEM	CHERYL DINOLFO REP	CHERYL DINOLFO CON	ADAM J BELLO WOR	CHERYL DINOLFO IND	SCATTER	BLANK AND VOID
Leg. Dist. 28									
	14	87	51	22	6	6	0	0	2
	15	40	23	8	3	1	3	0	2
	16	94	58	18	5	9	2	0	2
	18	95	66	17	6	4	0	0	2
	19	2	2	0	0	0	0	0	0
	20	155	94	41	11	6	1	0	2
	21	161	106	29	8	5	5	0	8
	22	58	36	12	2	1	1	0	6
Leg. Dist. 28		2,110	1,312	470	109	83	40	1	95
Leg. Dist. 29									
	1/2	50	35	9	1	1	2	0	2
	3/8	39	27	7	0	1	0	0	4
	4	155	96	35	8	8	3	0	5
	5	123	85	26	4	4	1	0	3
	6	84	55	25	1	1	0	0	2
	7	123	76	25	3	11	3	0	5
	9	211	138	40	10	8	4	1	10
	10	165	111	40	1	6	1	0	6
	11	109	69	30	6	1	1	0	2
	12	135	98	18	6	4	3	0	6
	13	58	41	8	0	0	1	0	8
	14	46	30	8	2	4	0	0	2
	15	95	72	17	1	0	0	0	5
	16	35	27	7	1	0	0	0	0
	17	99	50	33	6	3	4	0	3
	18	174	106	46	8	9	1	0	4
	19	74	55	12	3	1	2	0	1
	20	163	140	13	1	4	0	0	5
	21	162	103	34	9	5	4	0	7
	22	84	60	7	4	0	2	0	11
	23	155	119	16	2	2	0	0	16
	24	180	127	33	7	3	3	0	7
	25/28	238	153	53	7	5	3	0	17
	26	47	40	2	1	0	1	0	3
Leg. Dist. 29		2,804	1,913	544	92	81	39	1	134
CITY									
		31,241	21,217	5,548	1,074	1,506	696	19	1,181
Brighton									
	1	295	199	55	12	20	7	0	2
	2	173	83	57	19	12	2	0	0
	3	241	122	93	8	8	5	0	5
	4	265	186	48	6	15	7	0	3
	5	271	200	41	5	12	8	0	5
	6	348	206	92	22	13	12	0	3
	7	210	124	56	9	11	7	0	3
	8	245	112	107	10	4	7	0	5
	9	240	150	45	18	16	10	1	0
	10	306	200	72	16	12	6	0	0
	11	319	191	78	22	14	11	0	3
	12	349	234	75	17	16	5	0	2

COUNTY EXECUTIVE
DETAIL

LEGISLATIVE DISTRICT OR TOWN	ELECTION DISTRICT	TOTAL VOTES	ADAM J BELLO	CHERYL DINOLFO	CHERYL DINOLFO	ADAM J BELLO	CHERYL DINOLFO	SCATTER	BLANK AND VOID
			DEM	REP	CON	WOR	IND		
Brighton									
	13	189	122	45	10	5	3	0	4
	14	154	113	25	3	8	5	0	0
	15	204	133	51	10	5	4	0	1
	16	190	73	86	20	0	6	0	5
	17	151	102	36	3	2	3	0	5
	18	246	171	51	6	14	4	0	0
	19	162	112	30	11	4	4	0	1
	20	147	96	30	9	7	4	0	1
	21	222	143	52	7	12	6	0	2
	22	227	142	54	12	10	5	0	4
	23	209	145	39	9	6	9	0	1
	24	290	149	106	12	9	9	0	5
	25	207	145	38	5	15	3	0	1
	26	176	88	67	5	9	5	0	2
	27	191	128	45	7	3	7	0	1
	28	297	179	76	10	17	11	0	4
	29	140	75	50	8	2	4	0	1
	30	438	277	126	8	8	9	1	9
	31	232	170	39	6	8	7	0	2
	32	291	188	57	20	20	2	0	4
	33	256	161	69	9	11	3	0	3
	34	246	168	52	13	7	6	0	0
	35	181	124	35	7	9	3	0	3
	36	177	120	31	12	4	2	0	8
	37	178	128	30	7	8	4	0	1
	38	268	170	68	12	13	3	0	2
	39	210	109	67	11	13	10	0	0
	40	359	255	70	12	10	8	1	3
	41	239	156	58	6	7	9	0	3
	42	93	63	22	5	2	1	0	0
	43	214	134	62	9	4	3	0	2
	44	80	40	29	5	1	1	1	3
	45	139	82	41	7	3	4	0	2
	46	138	92	31	8	3	0	0	4
		<u>10,403</u>	<u>6,560</u>	<u>2,587</u>	<u>468</u>	<u>412</u>	<u>254</u>	<u>4</u>	<u>118</u>
Brighton Chili									
	1	203	76	88	29	4	6	0	0
	2	319	78	162	42	15	15	0	7
	3	251	110	95	25	14	7	0	0
	4	170	66	70	22	4	8	0	0
	5	215	89	89	28	5	2	0	2
	6	228	79	103	20	14	9	0	3
	7	138	67	46	14	7	3	0	1
	8	242	73	123	32	2	10	0	2
	9	246	109	88	26	10	9	0	4
	10	157	45	65	31	7	8	0	1
	11	241	85	104	25	16	8	0	3
	12	243	103	100	22	3	10	0	5
	13	343	122	159	38	12	11	0	1
	14	241	71	107	39	8	11	0	5

COUNTY EXECUTIVE
DETAIL

LEGISLATIVE DISTRICT OR TOWN	ELECTION DISTRICT	TOTAL VOTES	ADAM J BELLO DEM	CHERYL DINOLFO REP	CHERYL DINOLFO CON	ADAM J BELLO WOR	CHERYL DINOLFO IND	SCATTER	BLANK AND VOID
Chili									
	15	209	68	96	28	6	11	0	0
	16	446	150	226	50	11	4	0	5
	17	610	197	318	63	13	12	0	7
	18	234	75	121	26	6	5	0	1
	19	258	98	124	20	9	6	1	0
	20	322	128	135	33	10	13	0	3
	21	175	67	83	13	4	6	0	2
	22	212	122	56	12	7	9	0	6
	23	192	65	90	17	9	10	0	1
	24	451	217	144	46	18	18	0	8
	25	177	95	58	11	3	7	0	3
	26	283	84	129	39	14	15	0	2
	27	213	81	85	27	8	10	0	2
	28	183	98	51	20	6	5	0	3
	29	181	67	85	18	5	5	0	1
	30	101	41	38	11	7	3	0	1
	31	231	98	97	22	6	7	0	1
	32	226	69	110	26	12	6	0	3
		7,941	2,993	3,445	875	275	269	1	83
Chili Clarkson									
	1	371	116	186	50	6	9	0	4
	2	56	16	29	9	1	0	0	1
	3	313	113	148	34	4	9	0	5
	4	432	116	234	48	12	14	0	8
	5	511	152	236	67	14	34	0	8
	6	261	90	107	40	7	10	0	7
		1,944	603	940	248	44	76	0	33
Clarkson East Rochester									
	1	224	103	89	15	8	6	0	3
	2	220	94	90	11	19	3	0	3
	3	228	80	92	39	5	7	1	4
	4	181	81	65	7	9	7	0	12
	5	173	74	69	13	8	5	1	3
	6	272	132	88	20	9	10	0	13
	7	184	87	60	13	11	10	0	3
		1,482	651	553	118	69	48	2	41
East Rochester Gates									
	1	126	63	39	17	2	4	0	1
	2	171	64	84	7	5	4	0	7
	3	181	86	79	6	4	3	0	3
	4	211	82	101	15	5	5	0	3
	5	273	113	120	21	4	11	0	4
	6	218	99	85	12	7	11	0	4
	7	423	151	200	33	18	16	0	5
	8	185	48	115	14	2	3	0	3
	9	230	94	106	10	3	11	0	6
	10	116	49	50	11	1	2	0	3
	11	156	56	74	10	7	7	1	1
	12	131	59	58	4	3	3	1	3

COUNTY EXECUTIVE
DETAIL

LEGISLATIVE DISTRICT OR TOWN	ELECTION DISTRICT	TOTAL VOTES	ADAM J BELLO	CHERYL DINOLFO	CHERYL DINOLFO	ADAM J BELLO	CHERYL DINOLFO	SCATTER	BLANK AND VOID
			DEM	REP	CON	WOR	IND		
Gates									
	13	183	73	78	16	5	8	0	3
	14	157	65	75	6	6	1	0	4
	15	303	123	133	22	7	10	0	8
	16	172	79	64	15	4	4	0	6
	17	175	63	79	17	6	2	0	8
	18	218	73	102	31	6	6	0	0
	19	178	53	90	18	6	9	0	2
	20	177	64	80	19	7	7	0	0
	21	196	75	97	9	9	3	0	3
	22	170	78	64	17	1	8	0	2
	23	205	80	86	27	5	6	0	1
	24	405	182	164	28	13	13	0	5
	25	164	64	67	18	6	4	0	5
	26	264	79	144	28	6	6	0	1
	27	238	107	108	14	4	4	0	1
	28	146	52	79	7	4	4	0	0
	29	188	84	71	14	5	9	0	5
	30	130	51	62	12	1	2	0	2
	31	181	50	105	12	7	6	0	1
	32	225	93	86	27	9	9	0	1
	33	77	40	27	3	3	4	0	0
	34	157	53	82	13	2	3	0	4
	35	130	37	69	14	5	4	0	1
Gates		6,860	2,682	3,123	547	188	212	2	106
Greece									
	1	191	71	89	22	5	3	0	1
	2	271	89	126	26	11	18	0	1
	3	151	62	67	16	0	4	0	2
	4	175	67	80	21	3	1	0	3
	5	124	63	39	15	3	3	0	1
	6	119	61	41	12	3	1	0	1
	7	181	72	77	18	8	4	0	2
	8	163	55	79	13	9	6	0	1
	9	173	70	73	11	7	10	0	2
	10	173	62	79	17	8	6	0	1
	11	73	37	27	4	3	2	0	0
	12	102	48	40	11	1	2	0	0
	13	151	65	56	22	4	3	0	1
	14	117	56	32	12	5	11	0	1
	15	177	62	91	13	4	3	1	3
	16	135	42	64	18	4	6	0	1
	17	286	103	142	26	5	9	0	1
	18	236	89	109	22	8	7	0	1
	19	161	78	59	11	8	4	0	1
	20	151	61	56	16	10	3	2	3
	21	152	65	60	16	3	6	0	2
	22	151	58	64	18	7	4	0	0
	23	288	96	149	19	5	14	0	5
	24	259	77	135	32	1	12	0	2
	25	182	81	65	23	6	6	0	1

COUNTY EXECUTIVE
DETAIL

LEGISLATIVE DISTRICT OR TOWN	ELECTION DISTRICT	TOTAL VOTES	ADAM J BELLO	CHERYL DINOLFO	CHERYL DINOLFO	ADAM J BELLO	CHERYL DINOLFO	SCATTER	BLANK AND VOID
			DEM	REP	CON	WOR	IND		
Greece									
	26	151	54	63	20	9	0	0	5
	27	269	100	113	37	6	11	0	2
	28	230	75	110	24	7	13	0	1
	29	177	78	78	12	3	4	0	2
	30	138	56	57	17	3	3	0	2
	31	173	63	72	21	11	4	0	2
	32	158	67	52	18	7	9	0	5
	33	237	90	104	23	6	14	0	0
	34	252	105	105	29	9	3	0	1
	35	211	81	88	25	7	7	0	3
	36	264	109	127	16	5	5	0	2
	37	161	56	71	24	3	7	0	0
	38	297	109	140	29	8	7	0	4
	39	149	47	64	30	2	6	0	0
	40	158	63	70	11	6	7	0	1
	41	227	86	93	27	11	8	0	2
	42	155	67	62	14	6	4	0	2
	43	203	76	80	34	5	7	0	1
	44	306	108	144	36	6	9	0	3
	45	337	107	177	32	8	9	1	3
	46	117	57	38	14	3	3	0	2
	47	207	79	74	38	10	4	0	2
	48	134	44	58	24	3	3	0	2
	49	136	52	54	20	3	4	0	3
	50	188	56	94	30	1	6	0	1
	51	123	36	62	16	2	6	0	1
	52	257	94	117	32	5	7	0	2
	53	148	54	67	13	6	3	0	5
	54	260	76	128	32	6	13	0	5
	55	160	51	81	21	3	2	0	2
	56	244	95	108	26	3	11	0	1
	57	177	55	93	17	4	8	0	0
	58	254	104	109	30	4	5	0	2
	59	111	68	22	10	1	6	1	3
	60	144	49	69	17	2	6	0	1
	61	180	65	83	22	4	5	0	1
	62	248	84	110	33	5	10	0	6
	63	205	87	80	25	6	6	0	1
	64	156	62	67	13	8	3	0	3
	65	205	61	119	14	1	8	0	2
	66	102	39	45	10	5	2	1	0
	67	182	48	95	30	5	2	0	2
	68	248	81	116	35	4	10	0	2
	69	141	53	65	18	3	2	0	0
	70	631	210	312	73	13	18	1	4
	71	247	92	119	20	3	7	1	5
	72	280	98	134	33	6	4	0	5
	73	104	38	40	15	5	4	0	2
	74	160	69	70	9	1	7	0	4
	75	134	55	62	11	0	3	0	3

COUNTY EXECUTIVE
DETAIL

LEGISLATIVE DISTRICT OR TOWN	ELECTION DISTRICT	TOTAL VOTES	ADAM J BELLO	CHERYL DINOLFO	CHERYL DINOLFO	ADAM J BELLO	CHERYL DINOLFO	SCATTER	BLANK AND VOID
			DEM	REP	CON	WOR	IND		
Greece									
	76	195	50	109	26	2	8	0	0
	77	249	98	113	22	6	8	0	2
	78	132	43	61	13	5	9	0	1
	79	466	147	233	50	14	14	0	8
	80	319	98	165	34	11	8	0	3
	81	128	50	64	8	3	3	0	0
	82	180	89	61	14	8	4	0	4
	83	100	48	28	13	5	4	0	2
	84	244	97	113	21	4	5	0	4
	85	274	102	120	35	6	9	0	2
	86	291	89	150	35	0	12	0	5
	87	195	80	81	22	4	3	0	5
	88	280	119	115	28	7	6	0	5
	89	182	60	97	14	4	5	0	2
	90	277	94	121	42	6	9	0	5
	91	397	144	188	47	8	10	0	0
	92	304	120	139	27	6	7	0	5
	93	271	124	103	18	6	18	0	2
	94	231	88	104	24	6	7	0	2
	95	134	66	51	7	2	6	0	2
	96	255	124	95	22	3	9	0	2
	97	422	128	220	48	9	11	0	6
	98	342	139	137	36	16	13	0	1
	99	247	64	132	38	4	8	0	1
	100	317	114	142	33	9	14	0	5
	101	149	53	67	20	4	4	0	1
	102	310	118	144	22	13	11	0	2
	103	293	86	153	38	5	9	0	2
	104	170	65	75	16	7	5	0	2
	105	319	89	168	38	8	9	1	6
	106	211	66	110	22	6	5	0	2
	107	176	57	81	21	11	5	0	1
	108	187	56	97	21	6	7	0	0
	109	296	116	126	24	10	17	0	3
Greece		23,021	8,480	10,423	2,513	608	745	9	243
Hamlin									
	1	206	68	96	20	13	7	0	2
	2	288	68	161	32	7	19	0	1
	3	262	62	138	35	10	11	0	6
	4	197	32	108	37	9	8	0	3
	5	235	58	110	44	9	7	0	7
	6	217	64	102	31	9	7	0	4
	7	358	103	177	42	9	19	0	8
	8	149	41	80	18	4	3	0	3
	9	140	29	80	18	2	8	1	2
	10	330	86	173	43	13	3	1	11
Hamlin		2,382	611	1,225	320	85	92	2	47
Henrietta									
	1	344	146	139	34	14	7	0	4
	2	222	91	88	25	7	10	0	1

COUNTY EXECUTIVE
DETAIL

LEGISLATIVE DISTRICT OR TOWN	ELECTION DISTRICT	TOTAL VOTES	ADAM J BELLO	CHERYL DINOLFO	CHERYL DINOLFO	ADAM J BELLO	CHERYL DINOLFO	SCATTER	BLANK AND VOID
			DEM	REP	CON	WOR	IND		
Henrietta									
	3	98	58	28	4	4	4	0	0
	4	253	144	77	9	8	9	0	6
	5	249	110	100	26	7	4	0	2
	6	238	91	97	20	12	13	0	5
	7	227	101	85	25	9	5	0	2
	8	241	116	86	15	10	12	0	2
	9	186	102	57	17	3	4	0	3
	10	229	90	98	22	11	4	0	4
	11	201	108	66	16	4	3	1	3
	12	243	106	99	21	5	7	1	4
	13	362	190	124	29	12	7	0	0
	14	201	88	81	21	3	5	0	3
	15	313	145	122	20	14	11	0	1
	16	151	73	53	12	8	2	0	3
	17	323	153	107	31	13	11	1	7
	18	307	148	122	16	9	8	0	4
	19	236	115	91	12	11	7	0	0
	20	372	180	133	37	12	9	1	0
	21	200	84	75	24	5	10	0	2
	22	421	206	154	37	7	12	0	5
	23	217	107	73	23	4	8	0	2
	24	264	145	79	18	10	7	0	5
	25	263	106	112	26	11	6	0	2
	26	527	208	238	45	12	19	0	5
	27	427	207	161	40	9	8	0	2
	28	347	144	153	27	8	11	0	4
	29	719	390	219	54	25	23	0	8
	30	543	285	174	41	19	16	0	8
	31	139	80	35	15	1	4	1	3
	32	439	254	133	22	7	16	0	7
	33	156	64	60	17	9	3	0	3
	34	141	65	52	7	6	6	0	5
	35	326	152	127	27	6	12	0	2
Henrietta		10,125	4,852	3,698	835	315	303	5	117
Irondequoit									
	1	305	172	87	24	6	9	0	7
	2	167	97	48	11	3	5	0	3
	3	269	147	81	17	9	11	0	4
	4	123	67	37	14	4	1	0	0
	5	204	122	58	13	6	4	0	1
	6	410	254	102	27	10	14	0	3
	7	372	200	112	35	16	8	1	0
	8	260	126	89	21	8	11	0	5
	9	261	108	128	10	8	5	0	2
	10	293	157	88	29	10	7	0	2
	11	131	69	42	5	8	7	0	0
	12	170	107	33	16	9	3	0	2
	13	333	203	86	16	20	7	1	0
	14	340	163	114	29	13	18	0	3
	15	326	168	112	23	11	10	0	2

COUNTY EXECUTIVE
DETAIL

LEGISLATIVE DISTRICT OR TOWN	ELECTION DISTRICT	TOTAL VOTES	ADAM J BELLO	CHERYL DINOLFO	CHERYL DINOLFO	ADAM J BELLO	CHERYL DINOLFO	SCATTER	BLANK AND VOID
			DEM	REP	CON	WOR	IND		
Irondequoit									
	16	423	246	121	31	13	11	0	1
	17	168	93	43	16	7	7	0	2
	18	245	144	68	19	3	8	0	3
	19	291	187	64	20	11	4	0	5
	20	249	137	82	13	11	4	0	2
	21	266	163	69	15	8	9	0	2
	22	285	157	82	21	18	6	0	1
	23	231	140	62	9	12	6	0	2
	24	224	111	67	27	11	6	0	2
	25	222	105	77	23	7	9	0	1
	26	146	88	42	8	2	2	0	4
	27	183	93	59	13	9	6	0	3
	28	202	80	99	14	4	4	0	1
	29	183	99	58	11	9	5	0	1
	30	228	117	85	11	7	6	0	2
	31	340	191	99	21	15	13	0	1
	32	234	125	68	16	15	9	0	1
	33	180	94	60	11	6	5	0	4
	34	350	165	146	27	3	7	0	2
	35	176	109	44	7	11	3	0	2
	36	129	70	35	9	5	5	0	5
	37	187	83	78	14	5	4	0	3
	38	112	58	37	3	9	4	0	1
	39	56	25	25	5	0	0	0	1
	40	171	91	51	14	6	7	0	2
	41	206	123	58	8	7	9	0	1
	42	271	135	95	13	16	9	0	3
	43	169	92	49	16	5	6	0	1
	44	462	232	174	23	16	13	1	3
	45	164	93	53	10	4	4	0	0
	46	221	111	87	7	7	8	0	1
	47	81	39	34	3	2	1	0	2
	48	222	110	80	16	7	6	0	3
	49	340	174	121	27	11	5	1	1
	50	126	67	49	7	2	1	0	0
	51	338	194	94	28	10	6	0	6
	52	234	132	76	9	4	10	0	3
	53	214	112	76	15	4	2	0	5
	54	58	35	11	7	3	0	0	2
	55	271	146	89	18	8	10	0	0
	56	191	113	60	6	7	3	0	2
	57	327	165	120	15	8	10	0	9
	58	264	130	88	25	11	7	0	3
	59	212	107	65	14	12	10	0	4
	60	245	128	80	20	6	9	0	2
	61	302	163	91	27	13	5	0	3
	62	272	170	74	14	7	7	0	0
	63	191	102	69	12	5	3	0	0
	64	58	36	13	2	2	2	0	3
	65	158	80	56	8	5	9	0	0

COUNTY EXECUTIVE
DETAIL

LEGISLATIVE DISTRICT OR TOWN	ELECTION DISTRICT	TOTAL VOTES	ADAM J BELLO DEM	CHERYL DINOLFO REP	CHERYL DINOLFO CON	ADAM J BELLO WOR	CHERYL DINOLFO IND	SCATTER	BLANK AND VOID
Irondequoit									
	66	78	51	21	4	1	1	0	0
	67	162	80	62	5	10	3	0	2
	68	203	104	72	14	6	5	0	2
		<u>15,485</u>	<u>8,355</u>	<u>4,955</u>	<u>1,041</u>	<u>547</u>	<u>434</u>	<u>4</u>	<u>149</u>
Irondequoit									
Mendon									
	1	406	185	149	35	7	26	0	4
	2	364	174	137	22	7	19	0	5
	3	405	166	164	47	7	13	0	8
	4	295	144	103	15	13	12	0	8
	5	385	171	150	47	8	7	1	1
	6	369	157	148	44	7	12	0	1
	7	389	152	167	47	6	10	1	6
	8	153	64	58	14	8	9	0	0
	9	317	131	125	37	10	9	0	5
		<u>3,083</u>	<u>1,344</u>	<u>1,201</u>	<u>308</u>	<u>73</u>	<u>117</u>	<u>2</u>	<u>38</u>
Mendon									
Ogden									
	1	249	112	88	38	2	6	0	3
	2	269	92	125	30	5	11	0	6
	3	374	114	192	42	12	10	0	4
	4	234	67	114	37	3	10	0	3
	5	220	65	103	33	8	7	0	4
	6	279	124	110	27	7	8	0	3
	7	179	43	87	26	7	11	0	5
	8	267	95	128	28	7	6	0	3
	9	242	94	102	23	11	8	0	4
	10	240	85	114	26	6	7	0	2
	11	276	81	134	43	8	9	0	1
	12	325	82	178	38	13	10	0	4
	13	257	94	122	25	7	6	0	3
	14	196	58	99	26	2	10	0	1
	15	353	105	177	50	10	8	0	3
	16	171	36	103	26	1	4	0	1
	17	219	70	112	24	5	3	0	5
	18	309	105	139	37	11	14	0	3
	19	297	98	145	35	5	11	0	3
	20	334	101	156	51	7	13	0	6
		<u>5,290</u>	<u>1,721</u>	<u>2,528</u>	<u>665</u>	<u>137</u>	<u>172</u>	<u>0</u>	<u>67</u>
Ogden									
Parma									
	1	291	84	141	46	2	16	0	2
	2	320	92	165	37	11	13	0	2
	3	231	68	115	31	7	8	0	2
	4	254	62	127	46	8	10	0	1
	5	183	52	93	26	1	10	0	1
	6	115	21	68	16	3	4	0	3
	7	238	57	136	31	4	8	0	2
	8	344	109	182	32	10	6	0	5
	9	256	64	144	36	4	7	0	1
	10	252	59	129	49	4	11	0	0
	11	301	90	149	49	4	7	0	2

COUNTY EXECUTIVE
DETAIL

LEGISLATIVE DISTRICT OR TOWN	ELECTION DISTRICT	TOTAL VOTES	ADAM J BELLO	CHERYL DINOLFO	CHERYL DINOLFO	ADAM J BELLO	CHERYL DINOLFO	SCATTER	BLANK AND VOID
			DEM	REP	CON	WOR	IND		
Perinton									
	1	430	186	184	42	6	8	0	4
	2	320	150	120	26	11	11	0	2
	3	249	101	114	20	2	11	0	1
	4	281	132	118	17	8	3	0	3
	5	147	83	33	16	7	8	0	0
	6	273	166	73	18	5	9	0	2
	7	345	167	126	26	6	17	0	3
	8	277	125	110	27	4	7	0	4
	9	373	150	164	37	8	13	0	1
	10	353	204	110	21	5	7	0	6
	11	194	96	67	18	6	6	0	1
	12	264	119	106	20	6	11	0	2
	13	249	97	119	18	6	9	0	0
	14	305	126	137	24	9	6	0	3
	15	259	127	98	16	9	7	0	2
	16	222	115	80	18	4	3	0	2
	17	293	153	105	22	7	3	0	3
	18	288	135	107	24	8	9	0	5
	19	278	116	120	33	4	4	0	1
	20	262	114	113	21	3	7	0	4
	21	352	157	131	35	13	12	0	4
	22	210	104	83	12	5	4	0	2
	23	423	210	165	29	4	14	0	1
	24	427	181	193	32	5	10	0	6
	25	246	128	73	18	13	12	0	2
	26	323	137	137	25	2	18	0	4
	27	242	99	92	28	7	12	0	4
	28	248	103	111	18	7	6	0	3
	29	178	84	65	13	7	4	0	5
	30	270	119	106	26	5	10	0	4
	31	328	155	132	29	3	7	0	2
	32	223	101	87	18	4	11	0	2
	33	332	183	103	16	12	15	0	3
	34	397	153	184	31	11	14	0	4
	35	257	115	100	17	12	12	0	1
	36	139	73	49	8	6	3	0	0
	37	321	155	126	25	8	5	0	2
	38	437	194	182	34	21	5	0	1
	39	345	150	148	29	3	14	0	1
	40	225	99	89	19	11	6	1	0
	41	195	86	73	17	3	15	0	1
	42	257	125	91	21	8	7	0	5
	43	518	229	231	41	5	8	0	4
	44	256	105	114	17	6	13	0	1
	45	526	233	229	34	7	21	0	2
	46	143	84	34	12	5	5	0	3
	47	311	144	121	25	7	12	0	2
	48	215	99	88	16	3	7	0	2
	49	248	108	108	21	1	7	0	3
	50	73	38	22	6	3	2	0	2

COUNTY EXECUTIVE
DETAIL

LEGISLATIVE DISTRICT OR TOWN	ELECTION DISTRICT	TOTAL VOTES	ADAM J BELLO DEM	CHERYL DINOLFO REP	CHERYL DINOLFO CON	ADAM J BELLO WOR	CHERYL DINOLFO IND	SCATTER	BLANK AND VOID
Perinton									
	51	371	101	208	45	4	10	0	3
	52	324	160	129	17	8	8	0	2
	53	241	123	82	17	7	9	0	3
	54	484	208	219	34	5	15	0	3
	55	301	122	144	18	6	10	0	1
	56	452	211	184	35	5	13	0	4
		16,500	7,538	6,637	1,302	366	515	1	141
Perinton									
Pittsford									
	1	252	141	75	16	11	4	0	5
	2	306	175	94	15	9	8	0	5
	3	477	211	215	29	5	13	0	4
	4	348	174	131	24	4	14	0	1
	5	233	139	66	15	5	7	0	1
	6	174	89	59	5	11	4	0	6
	7	138	75	50	6	4	3	0	0
	8	275	115	127	24	2	7	0	0
	9	309	139	128	23	9	8	0	2
	10	351	155	161	14	6	11	0	4
	11	249	103	104	21	9	8	0	4
	12	297	153	121	8	3	12	0	0
	13	226	101	89	13	7	15	0	1
	14	374	186	152	23	2	7	0	4
	15	153	66	58	10	12	6	0	1
	16	240	126	82	15	5	9	0	3
	17	352	191	128	17	8	6	0	2
	18	199	102	82	6	4	3	0	2
	19	203	73	86	33	2	7	0	2
	20	300	143	112	19	6	12	0	8
	21	268	149	86	18	6	7	0	2
	22	391	207	134	32	5	8	0	5
	23	241	84	116	24	3	13	0	1
	24	348	172	142	19	3	8	0	4
	25	360	181	144	22	2	10	0	1
	26	275	116	119	19	5	14	0	2
	27	264	144	90	14	4	10	1	1
	28	269	146	99	9	9	6	0	0
	29	290	125	128	16	9	8	0	4
	30	250	116	108	11	5	8	0	2
	31	334	144	143	20	8	15	0	4
	32	371	185	144	22	3	13	0	4
	33	459	212	195	33	4	11	0	4
	34	405	178	175	22	4	16	0	10
		9,981	4,816	3,943	617	194	311	1	99
Pittsford									
Riga									
	1	395	129	191	50	7	15	0	3
	2	345	96	186	49	8	4	0	2
	3	273	95	132	35	3	8	0	0
	4	278	80	144	34	9	7	0	4
	5	268	65	151	34	7	9	0	2
	6	238	61	118	44	7	7	0	1

COUNTY EXECUTIVE
DETAIL

LEGISLATIVE DISTRICT OR TOWN	ELECTION DISTRICT	TOTAL VOTES	ADAM J BELLO	CHERYL DINOLFO	CHERYL DINOLFO	ADAM J BELLO	CHERYL DINOLFO	SCATTER	BLANK AND VOID
			DEM	REP	CON	WOR	IND		
Riga		1,797	526	922	246	41	50	0	12
Rush									
	1	430	132	202	45	14	31	0	6
	2	249	77	107	37	12	11	0	5
	3	400	173	160	33	16	13	0	5
	4	372	150	155	39	12	11	0	5
Rush		1,451	532	624	154	54	66	0	21
Sweden									
	1	292	130	114	22	9	10	0	7
	2	132	71	36	9	7	7	0	2
	3	281	121	109	28	10	10	0	3
	4	337	144	137	34	9	11	0	2
	5	64	42	15	5	0	1	0	1
	6	228	103	75	30	6	10	0	4
	7	269	116	105	28	5	12	0	3
	8	266	77	133	32	9	13	0	2
	9	194	78	86	21	1	6	0	2
	10	394	109	191	60	9	16	0	9
	11	92	45	28	8	4	3	0	4
	12	269	77	130	48	7	6	0	1
Sweden		2,818	1,113	1,159	325	76	105	0	40
Webster									
	1	286	116	124	28	8	7	1	2
	2	321	169	115	20	10	5	0	2
	3	368	182	137	29	6	14	0	0
	4	136	53	59	13	3	7	0	1
	5	299	133	118	23	11	12	0	2
	6	193	87	88	13	0	4	0	1
	7	297	128	115	31	9	10	0	4
	8	257	106	110	29	3	6	0	3
	9	282	91	136	36	4	11	0	4
	10	605	215	279	65	18	19	0	9
	11	295	118	127	25	9	11	0	5
	12	383	138	180	38	9	15	0	3
	13	262	112	113	19	6	7	0	5
	14	252	103	109	16	14	6	0	4
	15	196	84	77	16	10	6	0	3
	16	340	151	141	35	5	5	0	3
	17	269	90	112	39	10	12	0	6
	18	194	74	83	16	11	8	0	2
	19	435	138	231	39	9	14	0	4
	20	450	166	209	47	14	10	0	4
	21	350	137	157	35	5	12	0	4
	22	311	117	128	43	11	5	0	7
	23	250	107	100	29	5	9	0	0
	24	744	290	332	73	17	22	0	10
	25	136	56	61	11	3	5	0	0
	26	283	116	116	31	6	11	0	3
	27	531	205	251	47	8	14	0	6
	28	269	111	116	25	7	6	0	4

COUNTY EXECUTIVE
DETAIL

LEGISLATIVE DISTRICT OR TOWN	ELECTION DISTRICT	TOTAL VOTES	ADAM J BELLO	CHERYL DINOLFO	CHERYL DINOLFO	ADAM J BELLO	CHERYL DINOLFO	SCATTER	BLANK AND VOID
			DEM	REP	CON	WOR	IND		
Webster									
	29	209	98	77	16	4	9	0	5
	30	169	77	61	15	7	4	0	5
	31	361	118	177	40	10	10	0	6
	32	415	139	211	40	5	13	0	7
	33	310	126	142	26	4	5	0	7
	34	153	61	66	15	5	4	0	2
	35	206	76	84	34	5	5	0	2
	36	215	84	96	21	4	8	0	2
	37	509	220	221	31	16	15	0	6
	38	295	131	117	27	6	10	0	4
	39	323	147	134	21	6	13	0	2
	40	558	255	229	31	11	23	1	8
	41	419	171	180	32	13	17	0	6
	42	339	130	148	37	9	12	0	3
	43	204	81	94	22	0	4	0	3
		<u>13,679</u>	<u>5,507</u>	<u>5,961</u>	<u>1,279</u>	<u>336</u>	<u>425</u>	<u>2</u>	<u>169</u>
Webster									
Wheatland									
	1	249	100	105	22	15	4	0	3
	2	242	68	122	32	10	6	0	4
	3	263	111	99	24	8	16	0	5
	4	212	79	89	26	6	9	0	3
	5	299	84	155	40	8	9	0	3
		<u>1,265</u>	<u>442</u>	<u>570</u>	<u>144</u>	<u>47</u>	<u>44</u>	<u>0</u>	<u>18</u>
TOWNS									
		<u>151,591</u>	<u>65,786</u>	<u>61,412</u>	<u>13,588</u>	<u>4,297</u>	<u>4,772</u>	<u>38</u>	<u>1,698</u>
GRAND TOTAL:		<u><u>182,832</u></u>	<u><u>87,003</u></u>	<u><u>66,960</u></u>	<u><u>14,662</u></u>	<u><u>5,803</u></u>	<u><u>5,468</u></u>	<u><u>57</u></u>	<u><u>2,879</u></u>

COUNTY COURT JUDGE
(VOTE FOR 2)
SUMMARY
PART 1 OF 2

LEGISLATIVE DISTRICT OR TOWN	TOTAL VOTES	KAREN BAILEY TURNER	MICHAEL L DOLLINGER	KYLE R STEINEBACH	JOHN L DEMARCO	KYLE R STEINEBACH	JOHN L DEMARCO	KAREN BAILEY TURNER	JOHN L DEMARCO
		DEM	DEM	REP	REP	CON	CON	WOR	WOR
Leg. Dist. 07	954	193	218	129	157	35	29	23	7
Leg. Dist. 16	18	5	6	1	3	0	0	0	0
Leg. Dist. 21	8,528	2,777	2,642	486	577	153	139	250	104
Leg. Dist. 22	4,358	1,574	1,350	108	123	28	39	57	40
Leg. Dist. 23	10,886	3,339	3,507	733	869	224	187	330	131
Leg. Dist. 24	6,796	2,300	2,339	349	389	87	64	274	89
Leg. Dist. 25	6,860	2,471	2,079	209	238	63	53	186	88
Leg. Dist. 26	5,462	1,307	1,231	653	690	198	169	107	57
Leg. Dist. 27	8,792	3,228	2,599	302	368	103	93	168	75
Leg. Dist. 28	4,220	1,290	1,067	311	359	91	92	84	42
Leg. Dist. 29	5,608	1,788	1,556	327	397	97	83	101	35
CITY	62,482	20,272	18,594	3,608	4,170	1,079	948	1,580	668
Brighton	20,806	6,183	6,644	1,918	2,086	497	457	472	155
Chili	15,882	2,609	2,837	3,071	3,006	968	882	281	112
Clarkson	3,888	550	586	841	800	271	248	65	18
East Rochester	2,964	555	658	478	469	121	99	74	20
Gates	13,720	2,465	2,497	2,590	2,675	579	542	214	91
Greece	46,042	7,010	8,008	9,596	9,105	2,734	2,422	730	312
Hamlin	4,764	512	579	1,087	1,055	353	332	84	33
Henrietta	20,250	4,527	4,633	3,087	3,086	882	798	372	139
Irondequoit	30,970	6,916	7,399	4,371	4,832	1,141	1,074	582	299
Mendon	6,166	1,257	1,308	1,026	1,037	332	304	93	32
Ogden	10,580	1,459	1,689	2,290	2,286	712	653	150	45
Parma	7,872	851	985	1,922	1,813	568	532	97	40
Penfield	24,296	4,860	5,369	4,129	4,458	1,141	1,036	351	149
Perinton	33,000	6,985	7,782	5,567	5,752	1,407	1,312	491	185
Pittsford	19,962	4,667	5,151	3,209	3,383	647	589	239	85
Riga	3,594	396	469	885	816	258	250	41	12
Rush	2,902	489	551	534	536	168	151	57	31
Sweden	5,636	995	1,028	1,044	1,015	363	329	97	33
Webster	27,358	4,780	5,397	4,987	5,422	1,368	1,284	399	175
Wheatland	2,530	399	425	487	485	150	141	48	18
TOWNS	303,182	58,465	63,995	53,119	54,117	14,660	13,435	4,937	1,984
GRAND TOTAL:	365,664	78,737	82,589	56,727	58,287	15,739	14,383	6,517	2,652

COUNTY COURT JUDGE
(VOTE FOR 2)
SUMMARY
PART 2 OF 2

LEGISLATIVE DISTRICT OR TOWN	TOTAL VOTES	MICHAEL L DOLLINGER	JOHN L DEMARCO	MICHAEL L DOLLINGER	JOHN L DEMARCO	MICHAEL L DOLLINGER	JOHN L DEMARCO	SCATTER	BLANK AND VOID
		LBT	LBT	IND	IND	SAM	SAM		
Leg. Dist. 07	954	11	6	10	13	2	1	0	120
Leg. Dist. 16	18	0	0	0	0	0	0	0	3
Leg. Dist. 21	8,528	73	45	84	65	14	3	2	1,114
Leg. Dist. 22	4,358	24	11	22	12	6	0	0	964
Leg. Dist. 23	10,886	123	74	155	103	13	7	5	1,086
Leg. Dist. 24	6,796	83	44	85	47	8	5	2	631
Leg. Dist. 25	6,860	42	22	62	35	10	9	2	1,291
Leg. Dist. 26	5,462	71	35	77	76	2	4	2	783
Leg. Dist. 27	8,792	33	27	75	27	4	3	3	1,684
Leg. Dist. 28	4,220	27	20	51	31	5	2	1	747
Leg. Dist. 29	5,608	30	23	48	34	2	1	2	1,084
CITY	62,482	517	307	669	443	66	35	19	9,507
Brighton	20,806	194	110	248	176	30	11	10	1,615
Chili	15,882	133	83	249	188	16	8	2	1,437
Clarkson	3,888	29	22	60	43	2	2	1	350
East Rochester	2,964	27	22	50	49	2	1	0	339
Gates	13,720	90	55	199	143	6	4	1	1,569
Greece	46,042	313	188	674	519	43	20	9	4,359
Hamlin	4,764	39	32	77	73	4	2	0	502
Henrietta	20,250	169	94	270	213	11	7	3	1,959
Irondequoit	30,970	261	164	446	371	16	21	6	3,071
Mendon	6,166	41	38	94	69	1	5	1	528
Ogden	10,580	76	55	158	135	3	5	2	862
Parma	7,872	63	38	110	100	7	3	0	743
Penfield	24,296	194	118	367	301	25	15	2	1,781
Perinton	33,000	277	169	483	373	26	21	0	2,170
Pittsford	19,962	142	97	236	196	15	9	1	1,296
Riga	3,594	20	12	59	40	3	2	0	331
Rush	2,902	35	24	64	53	3	0	0	206
Sweden	5,636	47	29	91	66	7	6	5	481
Webster	27,358	209	123	427	361	12	11	4	2,399
Wheatland	2,530	31	21	25	22	2	0	0	276
TOWNS	303,182	2,390	1,494	4,387	3,491	234	153	47	26,274
GRAND TOTAL:	365,664	2,907	1,801	5,056	3,934	300	188	66	35,781

COUNTY COURT JUDGE
(VOTE FOR 2)
DETAIL
PART 1 OF 2

LEGISLATIVE DISTRICT OR TOWN	ELECTION DISTRICT	TOTAL VOTES	KAREN BAILEY TURNER	MICHAEL L DOLLINGER	KYLE R STEINEBACH	JOHN L DEMARCO	KYLE R STEINEBACH	JOHN L DEMARCO	KAREN BAILEY TURNER	JOHN L DEMARCO
			DEM	DEM	REP	REP	CON	CON	WOR	WOR
Leg. Dist. 07										
	1	594	110	130	92	112	19	17	14	4
	2	360	83	88	37	45	16	12	9	3
Leg. Dist. 07		954	193	218	129	157	35	29	23	7
Leg. Dist. 16										
	1	18	5	6	1	3	0	0	0	0
Leg. Dist. 16		18	5	6	1	3	0	0	0	0
Leg. Dist. 21										
	1	434	126	131	31	33	17	9	21	8
	2	356	101	101	28	21	6	8	21	10
	3	206	56	52	13	20	8	9	3	1
	4	208	67	64	10	17	2	2	3	2
	5	266	93	84	15	17	2	2	10	6
	6	366	130	128	14	26	3	4	9	3
	7	592	177	178	34	56	6	8	14	8
	8/26	338	120	104	14	11	6	8	15	4
	9	470	155	154	37	47	6	6	9	4
	10	612	191	210	45	52	5	6	13	1
	11	274	96	84	10	13	5	6	3	4
	12	676	207	210	56	49	9	7	24	8
	13	254	88	94	7	11	2	1	15	5
	14	162	55	47	11	14	4	5	4	2
	15	484	156	143	25	31	16	12	10	7
	16	152	49	41	9	11	3	3	1	1
	17	330	114	107	9	13	5	3	13	4
	18	220	75	63	13	12	4	2	4	2
	19	144	56	39	3	5	0	1	1	3
	20	228	69	71	16	22	2	2	13	5
	21	232	88	78	10	10	5	5	1	1
	22	294	100	74	5	10	11	8	8	5
	23	280	89	80	19	18	7	8	11	4
	24	548	168	171	39	44	17	13	14	4
	25	246	97	84	7	8	2	1	7	2
	27	156	54	50	6	6	0	0	3	0
Leg. Dist. 21		8,528	2,777	2,642	486	577	153	139	250	104

COUNTY COURT JUDGE
(VOTE FOR 2)
DETAIL
PART 1 OF 2

LEGISLATIVE DISTRICT OR TOWN	ELECTION DISTRICT	TOTAL VOTES	KAREN BAILEY TURNER	MICHAEL L DOLLINGER	KYLE R STEINEBACH	JOHN L DEMARCO	KYLE R STEINEBACH	JOHN L DEMARCO	KAREN BAILEY TURNER	JOHN L DEMARCO
			DEM	DEM	REP	REP	CON	CON	WOR	WOR
Leg. Dist. 22										
	1	286	101	75	12	11	2	2	3	2
	2/13	166	52	53	2	1	0	1	4	2
	3	138	36	29	1	2	3	3	1	2
	4	82	27	24	1	2	0	1	1	0
	5	150	56	51	1	1	0	0	1	1
	6	212	75	65	8	4	1	1	2	2
	7	94	35	25	3	3	0	0	0	1
	8	198	77	74	6	5	0	1	3	2
	9	112	44	40	3	3	1	0	1	1
	10	142	61	48	2	4	0	1	1	0
	11	296	102	98	1	4	2	2	11	5
	12	156	58	56	2	0	0	0	0	1
	14	172	62	52	10	8	1	0	2	1
	15	160	65	57	1	3	1	3	1	1
	16	68	22	20	1	3	0	1	0	0
	17	88	35	31	1	0	2	2	0	2
	18	130	46	42	2	5	0	1	1	0
	19	88	31	26	2	3	1	1	1	1
	20	118	42	36	5	5	1	4	1	1
	21	92	35	28	2	1	1	1	0	1
	22	210	86	66	2	4	1	2	2	2
	23	114	44	31	1	2	1	0	0	0
	24	186	75	51	1	5	2	2	1	0
	25	536	169	158	28	34	8	9	11	9
	26	156	58	56	8	9	0	1	2	1
	27	208	80	58	2	1	0	0	7	2
Leg. Dist. 22		4,358	1,574	1,350	108	123	28	39	57	40
Leg. Dist. 23										
	1	172	54	58	14	15	5	3	4	1
	2	320	105	106	13	13	4	3	16	0
	3	266	82	86	19	13	3	2	17	6
	4	576	190	190	27	38	13	12	12	2
	5	214	75	71	6	17	2	0	9	4
	6	210	66	65	16	18	4	3	4	4

COUNTY COURT JUDGE
(VOTE FOR 2)
DETAIL
PART 1 OF 2

LEGISLATIVE DISTRICT OR TOWN	ELECTION DISTRICT	TOTAL VOTES	KAREN BAILEY TURNER	MICHAEL L DOLLINGER	KYLE R STEINEBACH	JOHN L DEMARCO	KYLE R STEINEBACH	JOHN L DEMARCO	KAREN BAILEY TURNER	JOHN L DEMARCO
			DEM	DEM	REP	REP	CON	CON	WOR	WOR
Leg. Dist. 23										
	7	404	132	137	21	22	8	8	16	3
	8	394	137	149	15	21	7	7	14	4
	9	286	88	100	17	21	4	6	9	4
	10	288	100	100	16	19	2	4	10	8
	11	412	125	132	32	36	6	3	12	11
	12	502	147	157	36	52	10	9	13	8
	13	358	108	105	31	40	5	5	6	4
	14	338	116	111	15	16	4	4	15	5
	15	250	73	74	19	23	3	3	16	7
	16	192	65	66	13	14	6	6	3	1
	17	516	156	155	28	38	13	12	16	6
	18	820	228	247	64	80	19	17	22	12
	19	420	124	129	38	43	11	10	10	4
	20	480	165	169	23	32	11	7	15	4
	21	412	129	131	34	38	5	6	6	5
	22	334	105	120	26	31	2	2	8	2
	23/29	266	79	84	19	18	4	4	11	4
	24	368	92	95	42	46	10	2	7	5
	25	676	182	211	49	59	22	17	20	4
	26	688	191	214	59	68	21	17	17	7
	27	348	98	112	28	23	14	11	7	1
	28	376	127	133	13	15	6	4	15	5
Leg. Dist. 23		10,886	3,339	3,507	733	869	224	187	330	131
Leg. Dist. 24										
	1	576	195	202	23	30	5	3	36	13
	2/23	472	166	175	18	30	6	6	21	10
	3/22	432	154	159	19	16	7	7	19	6
	4	524	181	181	26	25	3	1	24	5
	5	394	129	129	21	31	7	6	10	6
	6	288	101	96	13	17	3	3	8	2
	7/19	258	76	88	22	19	6	5	8	1
	8	264	81	95	14	21	5	3	9	1
	9	222	58	66	20	25	9	5	7	2
	10	586	208	214	21	17	4	4	30	9

COUNTY COURT JUDGE
(VOTE FOR 2)
DETAIL
PART 1 OF 2

LEGISLATIVE DISTRICT OR TOWN	ELECTION DISTRICT	TOTAL VOTES	KAREN BAILEY TURNER	MICHAEL L DOLLINGER	KYLE R STEINEBACH	JOHN L DEMARCO	KYLE R STEINEBACH	JOHN L DEMARCO	KAREN BAILEY TURNER	JOHN L DEMARCO
			DEM	DEM	REP	REP	CON	CON	WOR	WOR
Leg. Dist. 24										
	11/12	196	67	53	18	17	4	3	3	1
	13	418	150	150	15	15	0	1	18	5
	14/20/21	652	231	232	22	21	6	3	31	12
	15	506	166	170	24	25	10	6	18	7
	16	438	148	145	29	29	6	5	16	5
	17	146	42	36	17	17	2	2	2	1
	18	378	131	134	22	29	4	1	13	2
	24	46	16	14	5	5	0	0	1	1
Leg. Dist. 24		6,796	2,300	2,339	349	389	87	64	274	89
Leg. Dist. 25										
	1	464	160	143	23	27	8	5	11	11
	2	296	112	80	6	2	2	3	8	2
	3	422	158	116	13	10	5	4	8	7
	4/14/24	434	144	133	21	20	4	3	15	9
	5	302	119	102	3	3	0	1	1	0
	6	290	104	96	9	10	2	2	18	7
	7	320	123	85	4	4	1	2	5	1
	8	342	130	98	5	7	1	0	7	6
	9	124	55	37	1	1	0	2	0	0
	10	398	139	116	11	16	2	1	12	5
	11	124	48	46	0	0	1	1	0	1
	12/28	354	108	124	16	11	4	2	35	5
	13	220	91	65	0	1	0	0	3	2
	15	224	83	72	3	6	2	1	2	2
	16	186	65	54	5	9	2	2	2	2
	17	166	70	51	1	0	0	0	0	0
	18	362	139	108	11	12	2	1	3	3
	19	140	41	36	15	17	2	2	1	1
	20	176	53	47	14	17	3	2	2	2
	21	174	70	45	3	11	0	2	1	3
	22	280	104	89	4	9	6	4	8	4
	23	38	18	18	0	1	0	0	1	0
	25	532	174	154	20	21	7	9	20	6
	26/27	178	55	57	9	11	3	2	8	3

COUNTY COURT JUDGE
(VOTE FOR 2)
DETAIL
PART 1 OF 2

LEGISLATIVE DISTRICT OR TOWN	ELECTION DISTRICT	TOTAL VOTES	KAREN BAILEY TURNER	MICHAEL L DOLLINGER	KYLE R STEINEBACH	JOHN L DEMARCO	KYLE R STEINEBACH	JOHN L DEMARCO	KAREN BAILEY TURNER	JOHN L DEMARCO
			DEM	DEM	REP	REP	CON	CON	WOR	WOR
Leg. Dist. 25										
	29/30	314	108	107	12	12	6	2	15	6
Leg. Dist. 25		6,860	2,471	2,079	209	238	63	53	186	88
Leg. Dist. 26										
	1	626	129	133	81	89	34	33	10	4
	2	248	52	48	35	32	14	10	5	2
	3	182	41	47	16	21	4	4	5	4
	4	306	56	57	46	46	10	10	14	9
	5	264	70	66	23	21	14	11	5	2
	6	250	77	66	15	19	4	5	5	3
	7	248	63	64	26	35	5	2	5	2
	8	266	94	70	16	21	6	6	3	2
	9	344	100	79	33	35	11	8	10	1
	10	284	77	60	27	35	4	7	5	5
	11	354	83	87	36	44	11	10	8	3
	12	358	74	73	58	63	16	12	2	1
	13	386	81	81	57	52	21	16	8	9
	14	460	105	102	58	51	23	21	8	3
	15	256	75	63	24	25	3	2	2	3
	16	332	64	63	60	57	11	6	5	4
	17	298	66	72	42	44	7	6	7	0
Leg. Dist. 26		5,462	1,307	1,231	653	690	198	169	107	57
Leg. Dist. 27										
	1	416	148	119	23	22	6	8	8	3
	2	454	180	142	12	15	7	7	4	2
	3	350	125	119	17	18	3	4	12	2
	4	458	170	147	13	11	8	7	13	5
	5	440	159	150	11	12	3	3	17	5
	6	340	121	97	13	15	5	4	6	1
	7	380	148	110	17	21	5	4	10	7
	8	636	244	164	13	16	4	1	7	4
	9	448	170	143	6	8	2	1	10	4
	10	386	135	114	23	24	5	7	11	5
	11	476	180	147	13	17	4	5	5	5
	12	326	119	98	11	11	8	6	7	3

COUNTY COURT JUDGE
(VOTE FOR 2)
DETAIL
PART 1 OF 2

LEGISLATIVE DISTRICT OR TOWN	ELECTION DISTRICT	TOTAL VOTES	KAREN BAILEY TURNER	MICHAEL L DOLLINGER	KYLE R STEINEBACH	JOHN L DEMARCO	KYLE R STEINEBACH	JOHN L DEMARCO	KAREN BAILEY TURNER	JOHN L DEMARCO
			DEM	DEM	REP	REP	CON	CON	WOR	WOR
<hr/>										
Leg. Dist. 27										
	13	388	161	131	3	7	2	1	5	2
	14	294	114	96	9	10	1	1	2	0
	15	362	142	111	7	10	2	3	6	2
	16	382	145	117	5	8	4	4	7	4
	17	392	152	119	11	15	2	1	5	3
	18	292	78	61	29	35	5	4	6	2
	19	396	155	116	4	9	5	5	5	2
	20	168	61	45	2	4	2	1	2	1
	21	196	81	53	7	10	1	1	3	0
	22	228	70	61	17	22	3	1	5	6
	23	238	89	75	3	7	1	2	7	2
	25	192	55	45	18	26	4	2	2	0
	26	154	26	19	15	15	11	10	3	5
		<hr/>	<hr/>	<hr/>	<hr/>	<hr/>	<hr/>	<hr/>	<hr/>	<hr/>
Leg. Dist. 27		8,792	3,228	2,599	302	368	103	93	168	75
Leg. Dist. 28										
	1	252	81	67	17	18	5	5	3	1
	2	140	38	34	12	11	4	5	4	2
	3	142	49	37	9	10	2	1	1	1
	4	176	44	29	18	21	4	6	3	1
	5	136	38	32	14	17	2	2	4	1
	6	428	142	122	33	33	11	11	7	2
	7/17	472	134	112	47	54	15	11	2	7
	8	196	62	51	4	4	3	4	5	3
	9	266	86	73	18	18	5	6	6	3
	10	88	27	16	5	7	0	1	5	3
	11	178	51	53	11	11	3	6	2	2
	12	126	46	31	8	13	2	2	2	1
	13	236	74	60	19	22	6	5	9	3
	14	174	47	36	16	22	3	4	3	2
	15	80	26	15	5	6	2	3	1	0
	16	188	53	46	11	14	3	4	8	0
	18	190	66	57	11	9	4	3	4	3
	19	4	1	1	0	0	0	1	0	0
	20	310	82	76	30	37	8	6	6	2

COUNTY COURT JUDGE
(VOTE FOR 2)
DETAIL
PART 1 OF 2

LEGISLATIVE DISTRICT OR TOWN	ELECTION DISTRICT	TOTAL VOTES	KAREN BAILEY TURNER	MICHAEL L DOLLINGER	KYLE R STEINEBACH	JOHN L DEMARCO	KYLE R STEINEBACH	JOHN L DEMARCO	KAREN BAILEY TURNER	JOHN L DEMARCO
			DEM	DEM	REP	REP	CON	CON	WOR	WOR
Leg. Dist. 28										
	21	322	104	87	17	25	9	6	9	4
	22	116	39	32	6	7	0	0	0	1
Leg. Dist. 28		4,220	1,290	1,067	311	359	91	92	84	42
Leg. Dist. 29										
	1/2	100	39	27	5	3	0	1	2	0
	3/8	78	27	26	4	7	1	0	0	1
	4	310	93	82	25	29	4	3	6	1
	5	246	74	64	21	24	4	4	2	2
	6	168	52	41	17	14	0	0	3	0
	7	246	65	64	22	26	5	4	4	2
	9	422	136	116	17	26	10	8	10	2
	10	330	105	97	14	21	5	2	7	2
	11	218	62	57	20	23	7	6	7	3
	12	270	92	84	9	12	5	5	6	2
	13	116	42	32	5	4	0	1	1	0
	14	92	34	32	4	3	2	2	5	2
	15	190	59	59	8	10	5	3	1	1
	16	70	23	19	3	4	0	0	0	1
	17	198	46	40	19	24	10	9	6	1
	18	348	92	93	31	43	11	8	10	4
	19	148	47	42	10	10	3	2	4	1
	20	326	125	101	12	8	1	3	8	3
	21	324	96	82	22	26	6	9	8	4
	22	168	62	55	2	4	2	2	0	0
	23	310	101	89	14	14	0	1	3	0
	24	360	131	97	12	18	6	4	6	2
	25/28	476	149	127	30	39	10	6	2	1
	26	94	36	30	1	5	0	0	0	0
Leg. Dist. 29		5,608	1,788	1,556	327	397	97	83	101	35
CITY		62,482	20,272	18,594	3,608	4,170	1,079	948	1,580	668
Brighton										
	1	590	187	194	37	45	13	10	21	9
	2	346	78	78	45	45	22	18	11	1

COUNTY COURT JUDGE
(VOTE FOR 2)
DETAIL
PART 1 OF 2

LEGISLATIVE DISTRICT OR TOWN	ELECTION DISTRICT	TOTAL VOTES	KAREN BAILEY TURNER	MICHAEL L DOLLINGER	KYLE R STEINEBACH	JOHN L DEMARCO	KYLE R STEINEBACH	JOHN L DEMARCO	KAREN BAILEY TURNER	JOHN L DEMARCO
			DEM	DEM	REP	REP	CON	CON	WOR	WOR
Brighton	3	482	112	135	62	73	12	9	10	3
	4	530	175	179	45	39	6	3	11	4
	5	542	183	201	23	40	6	7	15	3
	6	696	193	214	70	81	19	18	15	6
	7	420	116	121	47	45	16	10	14	3
	8	490	101	122	77	93	9	7	3	0
	9	480	145	157	26	29	21	20	16	2
	10	612	187	207	54	60	14	15	12	0
	11	638	191	193	52	58	19	19	22	4
	12	698	217	243	56	60	13	16	20	9
	13	378	115	118	34	39	8	9	8	5
	14	308	100	104	21	22	3	3	8	6
	15	408	125	126	41	46	11	13	6	4
	16	380	70	87	66	66	19	19	1	0
	17	302	98	109	27	21	5	3	4	0
	18	492	160	172	36	39	4	3	18	6
	19	324	103	117	31	24	8	10	5	0
	20	294	95	89	21	19	10	7	8	4
	21	444	133	131	38	42	9	3	14	5
	22	454	138	147	36	43	15	16	4	2
	23	418	120	137	30	33	15	11	9	6
	24	580	144	160	77	78	14	13	10	3
	25	414	133	142	33	35	6	5	18	4
	26	352	91	94	50	45	5	4	10	4
	27	382	130	126	28	37	7	8	3	6
	28	594	155	177	57	70	14	7	27	5
	29	280	66	86	30	43	8	9	2	1
	30	876	267	283	92	96	10	11	12	6
	31	464	166	165	30	36	6	6	6	3
	32	582	175	193	48	48	21	21	18	8
	33	512	159	180	50	51	11	9	10	1
	34	492	157	163	46	47	17	18	9	1
	35	362	111	119	30	29	6	7	8	3
	36	354	112	107	27	28	10	12	8	1

COUNTY COURT JUDGE
(VOTE FOR 2)
DETAIL
PART 1 OF 2

LEGISLATIVE DISTRICT OR TOWN	ELECTION DISTRICT	TOTAL VOTES	KAREN BAILEY TURNER	MICHAEL L DOLLINGER	KYLE R STEINEBACH	JOHN L DEMARCO	KYLE R STEINEBACH	JOHN L DEMARCO	KAREN BAILEY TURNER	JOHN L DEMARCO
			DEM	DEM	REP	REP	CON	CON	WOR	WOR
Brighton										
	37	356	119	120	23	25	6	6	9	3
	38	536	163	182	45	57	12	10	12	4
	39	420	114	130	48	43	14	13	10	4
	40	718	233	267	56	63	10	10	12	4
	41	478	150	151	44	43	8	7	16	1
	42	186	57	66	10	19	6	3	1	1
	43	428	127	133	47	56	10	7	7	2
	44	160	44	41	18	20	4	6	1	1
	45	278	82	78	34	32	8	9	6	5
	46	276	86	100	20	23	7	7	2	2
Brighton		20,806	6,183	6,644	1,918	2,086	497	457	472	155
Chili										
	1	406	63	70	77	72	32	32	8	3
	2	638	75	82	143	149	49	36	13	6
	3	502	94	105	83	81	25	23	13	7
	4	340	56	55	66	61	28	26	3	2
	5	430	71	87	85	73	26	28	8	0
	6	456	72	78	89	87	26	25	15	4
	7	276	62	63	37	42	11	8	3	0
	8	484	59	68	104	113	37	31	8	3
	9	492	93	95	83	81	29	23	9	5
	10	314	38	40	60	61	37	35	8	2
	11	482	75	75	96	90	29	28	8	2
	12	486	89	105	90	82	26	26	9	3
	13	686	89	109	154	150	45	40	6	9
	14	482	66	74	98	91	40	40	7	2
	15	418	63	71	82	85	28	23	10	1
	16	892	127	153	205	195	50	47	13	8
	17	1,220	171	204	281	255	64	60	11	3
	18	468	68	78	106	99	25	21	9	4
	19	516	94	96	106	104	22	21	7	3
	20	644	127	135	98	107	37	36	14	6
	21	350	54	60	77	73	18	15	4	2
	22	424	121	120	50	48	15	10	7	3

COUNTY COURT JUDGE
(VOTE FOR 2)
DETAIL
PART 1 OF 2

LEGISLATIVE DISTRICT OR TOWN	ELECTION DISTRICT	TOTAL VOTES	KAREN BAILEY TURNER	MICHAEL L DOLLINGER	KYLE R STEINEBACH	JOHN L DEMARCO	KYLE R STEINEBACH	JOHN L DEMARCO	KAREN BAILEY TURNER	JOHN L DEMARCO
			DEM	DEM	REP	REP	CON	CON	WOR	WOR
Chili										
	23	384	51	58	82	85	20	22	9	4
	24	902	174	180	151	135	49	40	22	5
	25	354	88	91	45	50	14	16	6	0
	26	566	73	73	108	111	51	41	14	9
	27	426	71	79	80	80	34	31	7	2
	28	366	81	71	53	50	20	19	1	2
	29	362	62	59	66	72	21	21	7	2
	30	202	31	37	37	36	13	12	9	6
	31	462	81	103	90	93	20	16	7	0
	32	452	70	63	89	95	27	30	6	4
Chili		15,882	2,609	2,837	3,071	3,006	968	882	281	112
Clarkson										
	1	742	95	108	177	157	60	56	13	1
	2	112	10	13	26	26	11	8	3	2
	3	626	117	121	126	119	33	34	6	1
	4	864	99	111	220	210	47	53	20	4
	5	1,022	145	156	203	201	80	65	19	7
	6	522	84	77	89	87	40	32	4	3
Clarkson		3,888	550	586	841	800	271	248	65	18
East Rochester										
	1	448	78	95	77	85	16	16	7	2
	2	440	80	90	79	71	15	9	17	3
	3	456	62	86	88	67	39	33	8	3
	4	362	76	86	48	58	6	5	13	4
	5	346	76	82	52	54	13	11	8	0
	6	544	110	138	72	74	20	14	13	3
	7	368	73	81	62	60	12	11	8	5
East Rochester		2,964	555	658	478	469	121	99	74	20
Gates										
	1	252	54	59	29	39	19	13	7	1
	2	342	65	73	60	66	10	9	5	1
	3	362	81	73	64	69	10	7	5	0
	4	422	76	74	80	86	21	16	7	1
	5	546	96	103	98	107	28	29	5	1

COUNTY COURT JUDGE
(VOTE FOR 2)
DETAIL
PART 1 OF 2

LEGISLATIVE DISTRICT OR TOWN	ELECTION DISTRICT	TOTAL VOTES	KAREN BAILEY TURNER	MICHAEL L DOLLINGER	KYLE R STEINEBACH	JOHN L DEMARCO	KYLE R STEINEBACH	JOHN L DEMARCO	KAREN BAILEY TURNER	JOHN L DEMARCO
			DEM	DEM	REP	REP	CON	CON	WOR	WOR
Gates										
	6	436	94	93	65	65	16	13	5	4
	7	846	130	130	176	176	38	35	16	14
	8	370	40	58	93	105	14	16	2	0
	9	460	89	87	83	91	11	7	11	0
	10	232	56	46	36	40	12	11	5	1
	11	312	52	50	68	68	11	11	5	4
	12	262	52	60	43	45	8	3	7	4
	13	366	67	59	63	72	17	17	6	5
	14	314	56	57	56	70	7	6	3	3
	15	606	117	112	113	115	17	21	5	2
	16	344	73	70	56	57	12	12	5	0
	17	350	64	62	71	58	17	16	8	0
	18	436	59	67	88	90	31	32	5	2
	19	356	55	54	75	76	20	18	5	3
	20	354	64	63	62	71	18	18	7	2
	21	392	65	70	79	85	8	8	7	4
	22	340	64	63	64	57	22	20	2	1
	23	410	71	76	76	72	24	20	5	1
	24	810	168	163	139	134	25	27	11	6
	25	328	59	50	62	68	15	14	8	6
	26	528	60	82	130	117	29	27	10	4
	27	476	101	99	81	97	17	14	5	2
	28	292	43	47	63	68	10	8	4	2
	29	376	74	72	67	56	12	14	9	4
	30	260	39	46	56	61	11	11	2	0
	31	362	49	53	84	87	12	10	7	1
	32	450	100	89	76	67	27	29	7	4
	33	154	40	40	23	21	4	5	2	2
	34	314	53	57	60	61	14	12	5	5
	35	260	39	40	51	58	12	13	6	1
Gates		13,720	2,465	2,497	2,590	2,675	579	542	214	91
Greece										
	1	382	63	62	77	65	21	21	10	2
	2	542	71	91	122	111	31	27	12	4

COUNTY COURT JUDGE
(VOTE FOR 2)
DETAIL
PART 1 OF 2

LEGISLATIVE DISTRICT OR TOWN	ELECTION DISTRICT	TOTAL VOTES	KAREN BAILEY TURNER	MICHAEL L DOLLINGER	KYLE R STEINEBACH	JOHN L DEMARCO	KYLE R STEINEBACH	JOHN L DEMARCO	KAREN BAILEY TURNER	JOHN L DEMARCO
			DEM	DEM	REP	REP	CON	CON	WOR	WOR
Greece										
	3	302	45	53	72	63	17	16	6	0
	4	350	63	69	73	65	20	20	4	0
	5	248	58	63	37	30	13	11	6	0
	6	238	53	60	44	36	9	11	3	1
	7	362	63	69	66	69	20	15	5	3
	8	326	64	66	62	64	10	11	10	3
	9	346	66	73	53	61	18	15	6	5
	10	346	61	67	64	66	18	14	9	6
	11	146	27	31	25	24	3	4	5	3
	12	204	42	41	30	32	11	12	6	0
	13	302	50	54	56	55	19	22	6	1
	14	234	45	43	41	29	12	13	5	4
	15	354	44	50	85	84	21	20	2	1
	16	270	29	38	63	61	19	18	2	2
	17	572	88	96	129	124	30	28	6	3
	18	472	70	78	94	98	29	29	12	3
	19	322	60	73	48	50	11	9	7	4
	20	302	63	57	42	48	18	18	11	5
	21	304	62	61	42	46	17	17	4	1
	22	302	53	57	56	53	12	16	10	5
	23	576	92	109	108	109	21	15	6	2
	24	518	69	78	123	105	32	33	5	0
	25	364	73	71	62	58	18	18	7	4
	26	302	50	55	46	47	29	21	4	1
	27	538	84	89	103	92	45	34	6	7
	28	460	49	66	112	103	38	28	5	3
	29	354	57	67	82	82	16	11	1	1
	30	276	47	52	46	44	14	16	8	3
	31	346	50	66	71	68	25	21	6	1
	32	316	59	59	57	50	13	18	8	3
	33	474	73	76	106	112	26	26	4	5
	34	504	75	94	96	94	31	30	12	5
	35	422	64	80	81	78	27	33	10	4
	36	528	96	99	113	113	23	19	2	3

COUNTY COURT JUDGE
(VOTE FOR 2)
DETAIL
PART 1 OF 2

LEGISLATIVE DISTRICT OR TOWN	ELECTION DISTRICT	TOTAL VOTES	KAREN BAILEY TURNER	MICHAEL L DOLLINGER	KYLE R STEINEBACH	JOHN L DEMARCO	KYLE R STEINEBACH	JOHN L DEMARCO	KAREN BAILEY TURNER	JOHN L DEMARCO
			DEM	DEM	REP	REP	CON	CON	WOR	WOR
Greece										
	37	322	47	52	61	64	24	21	7	0
	38	594	86	103	136	128	29	27	6	2
	39	298	39	48	58	60	28	26	3	1
	40	316	59	65	58	54	14	12	4	1
	41	454	82	96	81	73	29	24	9	4
	42	310	59	63	51	56	18	18	4	1
	43	406	58	68	85	69	37	28	7	2
	44	612	78	96	136	118	39	34	6	5
	45	674	76	88	189	169	42	32	5	2
	46	234	53	48	30	35	15	12	5	1
	47	414	64	84	77	60	36	38	13	6
	48	268	33	43	54	47	21	18	6	1
	49	272	49	50	52	51	22	21	5	2
	50	376	49	57	77	78	34	24	7	5
	51	246	41	48	41	52	14	15	3	0
	52	514	79	102	98	91	31	29	12	4
	53	296	42	59	66	67	16	14	3	1
	54	520	56	84	134	111	36	30	4	1
	55	320	43	47	74	74	19	22	5	3
	56	488	76	97	94	91	28	25	13	4
	57	354	50	62	83	77	18	18	2	1
	58	508	80	96	97	111	31	24	7	4
	59	222	73	57	15	17	9	6	5	2
	60	288	48	48	55	56	16	14	5	0
	61	360	58	58	70	65	19	21	4	3
	62	496	65	72	106	103	33	31	11	3
	63	410	76	99	64	66	23	26	4	4
	64	312	53	49	64	64	15	15	6	0
	65	410	61	79	88	83	15	13	7	1
	66	204	32	35	37	38	16	16	6	2
	67	364	39	49	86	88	30	28	6	2
	68	496	64	79	110	101	33	32	6	0
	69	282	45	45	64	68	18	16	3	1
	70	1,262	135	158	344	272	74	66	17	2

COUNTY COURT JUDGE
(VOTE FOR 2)
DETAIL
PART 1 OF 2

LEGISLATIVE DISTRICT OR TOWN	ELECTION DISTRICT	TOTAL VOTES	KAREN BAILEY TURNER	MICHAEL L DOLLINGER	KYLE R STEINEBACH	JOHN L DEMARCO	KYLE R STEINEBACH	JOHN L DEMARCO	KAREN BAILEY TURNER	JOHN L DEMARCO
			DEM	DEM	REP	REP	CON	CON	WOR	WOR
Greece	71	494	74	67	106	93	26	28	10	5
	72	560	76	92	123	118	36	30	6	2
	73	208	29	36	42	36	16	14	7	4
	74	320	64	75	65	55	7	7	2	1
	75	268	45	48	53	52	15	13	4	1
	76	390	42	49	102	100	27	19	3	3
	77	498	81	87	106	101	21	20	7	2
	78	264	31	42	52	61	18	14	5	1
	79	932	116	123	229	196	67	47	10	4
	80	638	83	104	145	144	38	32	9	5
	81	256	45	49	64	58	10	7	3	0
	82	360	81	85	49	49	16	13	10	4
	83	200	44	46	23	23	10	10	5	1
	84	488	80	97	105	96	19	20	7	6
	85	548	84	97	111	107	36	29	11	4
	86	582	69	91	130	137	36	33	5	3
	87	390	77	80	68	71	17	18	6	5
	88	560	97	105	102	96	33	28	8	2
	89	364	53	56	88	84	14	12	0	1
	90	554	64	81	135	98	55	36	5	1
	91	794	116	132	190	168	50	41	9	5
	92	608	106	117	119	119	28	24	10	7
	93	542	100	115	96	100	18	16	11	3
	94	462	76	86	90	98	31	29	6	1
	95	268	54	58	46	42	11	7	5	1
	96	510	94	104	88	98	25	24	3	4
	97	844	110	138	185	193	53	49	15	6
	98	684	94	128	134	132	48	33	19	16
	99	494	48	57	122	114	39	37	6	7
	100	634	95	117	124	117	37	34	16	6
	101	298	35	39	73	57	19	15	1	2
	102	620	94	104	149	133	32	19	11	5
	103	586	76	89	138	127	39	35	10	2
	104	340	48	58	78	63	22	19	5	6

COUNTY COURT JUDGE
(VOTE FOR 2)
DETAIL
PART 1 OF 2

LEGISLATIVE DISTRICT OR TOWN	ELECTION DISTRICT	TOTAL VOTES	KAREN BAILEY TURNER	MICHAEL L DOLLINGER	KYLE R STEINEBACH	JOHN L DEMARCO	KYLE R STEINEBACH	JOHN L DEMARCO	KAREN BAILEY TURNER	JOHN L DEMARCO
			DEM	DEM	REP	REP	CON	CON	WOR	WOR
Greece										
	105	638	77	92	151	158	41	35	6	2
	106	422	47	60	104	101	24	26	4	2
	107	352	35	46	81	81	25	25	6	2
	108	374	46	54	86	66	25	18	10	3
	109	592	98	107	122	117	31	20	7	8
Greece		46,042	7,010	8,008	9,596	9,105	2,734	2,422	730	312
Hamlin										
	1	412	57	66	79	73	26	23	11	6
	2	576	62	71	146	139	37	34	14	4
	3	524	54	59	124	118	44	39	3	3
	4	394	29	42	101	93	36	34	7	1
	5	470	50	49	93	98	42	41	11	3
	6	434	50	54	98	86	33	35	7	4
	7	716	89	92	159	148	46	39	11	5
	8	298	33	40	65	66	23	17	5	3
	9	280	23	32	74	70	20	21	5	1
	10	660	65	74	148	164	46	49	10	3
Hamlin		4,764	512	579	1,087	1,055	353	332	84	33
Henrietta										
	1	688	130	148	121	106	33	36	13	5
	2	444	91	101	68	67	22	21	9	2
	3	196	57	56	23	23	3	3	5	2
	4	506	145	149	55	58	8	3	13	1
	5	498	99	100	78	86	31	25	8	4
	6	476	82	90	89	86	18	19	13	4
	7	454	99	97	72	75	29	26	4	3
	8	482	103	112	63	77	15	14	12	2
	9	372	98	100	42	41	13	14	5	2
	10	458	90	97	70	81	21	20	8	4
	11	402	97	107	46	53	12	13	8	4
	12	486	86	96	79	89	26	20	10	2
	13	724	188	170	114	100	35	28	9	6
	14	402	89	82	61	63	20	19	7	4
	15	626	140	149	90	93	21	17	15	6

COUNTY COURT JUDGE
(VOTE FOR 2)
DETAIL
PART 1 OF 2

LEGISLATIVE DISTRICT OR TOWN	ELECTION DISTRICT	TOTAL VOTES	KAREN BAILEY TURNER	MICHAEL L DOLLINGER	KYLE R STEINEBACH	JOHN L DEMARCO	KYLE R STEINEBACH	JOHN L DEMARCO	KAREN BAILEY TURNER	JOHN L DEMARCO
			DEM	DEM	REP	REP	CON	CON	WOR	WOR
Henrietta										
	16	302	70	70	50	51	12	9	5	1
	17	646	138	156	89	95	30	26	13	3
	18	614	138	143	101	87	22	19	10	3
	19	472	106	113	81	83	20	15	7	1
	20	744	154	167	124	118	37	31	15	6
	21	400	86	88	66	63	21	20	7	3
	22	842	191	185	134	135	43	42	12	3
	23	434	97	104	59	60	22	17	14	2
	24	528	130	145	62	64	17	19	11	3
	25	526	92	95	94	92	25	22	15	7
	26	1,054	203	213	201	195	52	47	11	5
	27	854	194	190	146	151	38	35	11	6
	28	694	117	122	130	131	36	34	10	3
	29	1,438	368	330	190	186	55	53	29	13
	30	1,086	288	281	141	133	45	45	23	11
	31	278	68	68	33	37	16	11	3	1
	32	878	229	246	112	103	31	26	14	6
	33	312	60	57	53	50	15	14	10	3
	34	282	62	67	39	41	7	7	5	4
	35	652	142	139	111	113	31	28	8	4
Henrietta		20,250	4,527	4,633	3,087	3,086	882	798	372	139
Irondequoit										
	1	610	131	138	80	93	26	29	12	6
	2	334	73	80	38	57	17	18	5	3
	3	538	126	125	76	79	17	17	10	6
	4	246	56	52	41	39	10	11	3	0
	5	408	103	109	50	53	8	8	8	3
	6	820	209	218	107	118	23	27	16	5
	7	744	154	180	98	115	41	44	16	9
	8	520	104	102	83	95	22	19	10	3
	9	522	85	105	99	111	10	14	8	3
	10	586	119	141	79	91	32	34	7	5
	11	262	60	64	40	35	11	6	7	1
	12	340	86	85	34	37	21	14	8	4

COUNTY COURT JUDGE
(VOTE FOR 2)
DETAIL
PART 1 OF 2

LEGISLATIVE DISTRICT OR TOWN	ELECTION DISTRICT	TOTAL VOTES	KAREN BAILEY TURNER	MICHAEL L DOLLINGER	KYLE R STEINEBACH	JOHN L DEMARCO	KYLE R STEINEBACH	JOHN L DEMARCO	KAREN BAILEY TURNER	JOHN L DEMARCO
			DEM	DEM	REP	REP	CON	CON	WOR	WOR
Irondequoit	13	666	184	200	72	77	16	9	17	5
	14	680	138	145	103	113	29	29	13	6
	15	652	137	144	103	107	23	23	10	8
	16	846	184	206	123	141	32	30	10	7
	17	336	61	81	47	44	23	18	12	3
	18	490	124	123	65	68	23	18	7	4
	19	582	179	163	45	47	20	19	14	10
	20	498	123	127	79	85	20	14	9	4
	21	532	137	144	66	79	14	16	9	8
	22	570	124	126	73	94	29	22	12	8
	23	462	125	127	51	62	13	11	6	3
	24	448	112	121	44	51	24	25	8	6
	25	444	93	98	58	73	22	20	11	8
	26	292	70	78	28	38	7	6	6	1
	27	366	67	74	60	70	18	14	6	4
	28	404	64	66	89	96	11	12	6	1
	29	366	73	92	52	48	12	9	7	4
	30	456	88	110	80	76	11	11	13	6
	31	680	166	182	84	106	22	19	11	6
	32	468	118	111	52	67	19	16	15	7
	33	360	73	89	53	58	13	11	10	7
	34	700	138	155	120	133	29	25	7	8
	35	352	88	98	44	40	10	8	11	5
	36	258	56	61	30	33	8	10	7	1
	37	374	65	72	64	71	13	12	5	4
	38	224	57	47	32	34	3	3	4	2
	39	112	22	27	18	19	7	6	0	0
	40	342	82	80	46	53	14	10	2	2
	41	412	100	105	47	47	13	12	1	4
	42	542	105	121	85	92	23	18	16	5
	43	338	83	82	38	43	20	16	10	8
	44	924	181	203	159	180	27	22	12	12
	45	328	68	83	54	53	8	10	4	2
	46	442	89	101	85	86	12	15	8	3

COUNTY COURT JUDGE
(VOTE FOR 2)
DETAIL
PART 1 OF 2

LEGISLATIVE DISTRICT OR TOWN	ELECTION DISTRICT	TOTAL VOTES	KAREN BAILEY TURNER	MICHAEL L DOLLINGER	KYLE R STEINEBACH	JOHN L DEMARCO	KYLE R STEINEBACH	JOHN L DEMARCO	KAREN BAILEY TURNER	JOHN L DEMARCO
			DEM	DEM	REP	REP	CON	CON	WOR	WOR
Irondequoit										
	47	162	33	39	33	37	3	1	1	0
	48	444	81	85	76	80	18	18	11	6
	49	680	151	165	95	106	27	28	16	11
	50	252	64	59	38	40	5	7	1	0
	51	676	147	159	89	101	27	28	11	6
	52	468	111	118	57	58	11	11	7	3
	53	428	93	90	66	63	13	15	8	6
	54	116	24	28	11	13	10	9	3	2
	55	542	141	146	66	77	19	18	12	5
	56	382	88	96	54	60	11	13	13	3
	57	654	138	156	107	126	19	21	7	2
	58	528	115	127	77	81	27	23	12	7
	59	424	101	100	59	58	17	17	7	2
	60	490	105	108	65	85	22	20	9	4
	61	604	128	145	81	93	26	19	14	4
	62	544	131	143	81	87	15	13	7	1
	63	382	81	83	66	66	13	17	10	5
	64	116	33	30	11	11	0	0	2	0
	65	316	74	73	48	43	7	9	7	5
	66	156	49	37	14	13	3	3	2	0
	67	324	62	82	42	61	10	9	7	3
	68	406	86	89	61	66	12	15	6	4
Irondequoit		30,970	6,916	7,399	4,371	4,832	1,141	1,074	582	299
Mendon										
	1	812	176	174	127	137	37	31	10	4
	2	728	174	166	99	93	25	23	17	4
	3	810	144	158	154	150	51	48	7	3
	4	590	142	136	82	81	16	11	13	10
	5	770	158	176	137	126	48	45	9	2
	6	738	143	156	129	124	48	48	11	4
	7	778	135	154	139	160	54	49	7	2
	8	306	62	61	50	55	18	15	8	1
	9	634	123	127	109	111	35	34	11	2
Mendon		6,166	1,257	1,308	1,026	1,037	332	304	93	32

COUNTY COURT JUDGE
(VOTE FOR 2)
DETAIL
PART 1 OF 2

LEGISLATIVE DISTRICT OR TOWN	ELECTION DISTRICT	TOTAL VOTES	KAREN BAILEY TURNER	MICHAEL L DOLLINGER	KYLE R STEINEBACH	JOHN L DEMARCO	KYLE R STEINEBACH	JOHN L DEMARCO	KAREN BAILEY TURNER	JOHN L DEMARCO
			DEM	DEM	REP	REP	CON	CON	WOR	WOR
Ogden										
	1	498	92	115	77	70	38	35	5	2
	2	538	66	85	125	118	34	37	7	2
	3	748	110	120	165	170	51	48	12	4
	4	468	64	77	98	97	35	35	6	2
	5	440	59	62	97	87	39	36	13	4
	6	558	100	112	106	103	26	27	13	3
	7	358	46	44	73	89	28	26	5	1
	8	534	73	87	125	134	30	25	5	4
	9	484	84	94	95	85	22	19	11	2
	10	480	77	91	98	98	24	25	2	0
	11	552	71	81	125	106	46	44	5	1
	12	650	77	84	155	154	41	39	7	1
	13	514	70	89	123	120	30	21	4	3
	14	392	56	62	81	88	29	23	6	2
	15	706	87	100	153	156	52	49	9	1
	16	342	32	38	96	89	27	22	5	2
	17	438	54	73	92	105	21	21	11	2
	18	618	88	96	124	123	42	39	13	5
	19	594	74	93	141	147	43	35	4	0
	20	668	79	86	141	147	54	47	7	4
Ogden		10,580	1,459	1,689	2,290	2,286	712	653	150	45
Parma										
	1	582	68	76	130	120	48	48	4	3
	2	640	69	87	165	148	46	45	10	4
	3	462	64	69	95	92	34	29	11	7
	4	508	43	62	121	111	46	41	7	6
	5	366	36	46	79	83	32	23	6	0
	6	230	20	18	66	59	12	15	1	1
	7	476	42	58	115	114	36	35	7	1
	8	688	88	103	181	170	31	35	8	3
	9	512	52	60	126	133	37	27	6	2
	10	504	47	49	117	117	54	49	6	2
	11	602	80	86	136	125	51	45	6	0
	12	500	68	69	137	121	17	23	8	2

COUNTY COURT JUDGE
(VOTE FOR 2)
DETAIL
PART 1 OF 2

LEGISLATIVE DISTRICT OR TOWN	ELECTION DISTRICT	TOTAL VOTES	KAREN BAILEY TURNER	MICHAEL L DOLLINGER	KYLE R STEINEBACH	JOHN L DEMARCO	KYLE R STEINEBACH	JOHN L DEMARCO	KAREN BAILEY TURNER	JOHN L DEMARCO
			DEM	DEM	REP	REP	CON	CON	WOR	WOR
Parma	13	902	83	95	239	223	60	56	11	1
	14	352	41	44	66	68	28	28	1	4
	15	548	50	63	149	129	36	33	5	4
Parma		7,872	851	985	1,922	1,813	568	532	97	40
Penfield	1	246	51	55	38	44	13	12	7	0
	2	612	134	142	81	90	26	21	12	3
	3	534	92	108	105	113	27	26	7	3
	4	762	103	110	167	165	67	55	9	4
	5	584	135	149	87	82	29	24	11	1
	6	436	70	75	91	107	24	26	2	0
	7	570	116	133	80	86	25	27	11	5
	8	304	41	49	66	68	16	12	12	3
	9	702	192	195	92	97	26	26	9	4
	10	432	98	97	68	68	22	19	7	4
	11	294	59	71	41	49	10	8	5	1
	12	600	138	136	82	99	26	26	7	5
	13	670	115	132	111	124	35	34	6	3
	14	696	92	112	140	140	63	56	8	2
	15	794	189	192	121	126	34	29	6	4
	16	302	52	64	58	73	9	7	8	2
	17	584	117	129	109	108	27	24	8	4
	18	442	93	106	74	92	12	10	6	6
	19	840	184	204	134	135	33	28	16	7
	20	630	118	136	103	118	39	34	6	3
	21	622	155	161	99	100	22	20	7	2
	22	564	153	151	70	67	27	20	6	2
	23	790	179	190	132	147	32	25	12	6
	24	720	146	153	124	125	43	37	8	5
	25	444	62	74	91	99	23	21	7	8
	26	318	57	68	60	65	13	14	5	4
	27	650	128	159	106	111	33	32	8	3
	28	426	91	103	55	63	24	25	7	2
	29	718	166	182	117	128	27	25	10	2

COUNTY COURT JUDGE
(VOTE FOR 2)
DETAIL
PART 1 OF 2

LEGISLATIVE DISTRICT OR TOWN	ELECTION DISTRICT	TOTAL VOTES	KAREN BAILEY TURNER	MICHAEL L DOLLINGER	KYLE R STEINEBACH	JOHN L DEMARCO	KYLE R STEINEBACH	JOHN L DEMARCO	KAREN BAILEY TURNER	JOHN L DEMARCO
			DEM	DEM	REP	REP	CON	CON	WOR	WOR
Penfield										
	30	1,090	197	215	209	215	51	48	11	5
	31	354	79	84	60	66	18	11	6	4
	32	368	89	112	57	61	6	8	5	3
	33	536	102	113	85	86	32	29	11	5
	34	454	83	93	78	101	19	22	6	4
	35	816	201	215	105	110	36	33	9	4
	36	582	134	150	86	93	20	17	18	7
	37	1,030	164	198	203	235	48	46	9	4
	38	376	62	78	68	87	12	15	9	2
	39	424	87	91	70	86	22	16	8	4
	40	646	115	140	137	129	16	17	11	5
	41	828	139	158	165	193	33	34	8	3
	42	506	82	86	104	107	21	17	7	1
Penfield		24,296	4,860	5,369	4,129	4,458	1,141	1,036	351	149
Perinton										
	1	860	167	191	155	172	41	44	9	4
	2	640	145	156	94	107	25	26	13	4
	3	498	101	108	101	92	18	18	7	1
	4	562	131	132	94	93	20	18	6	2
	5	294	73	73	33	31	13	13	9	3
	6	546	151	151	57	65	17	18	5	3
	7	690	162	166	101	100	26	28	11	6
	8	554	119	131	90	101	27	29	9	1
	9	746	145	166	123	133	43	42	11	2
	10	706	175	189	90	98	20	19	9	6
	11	388	93	101	56	63	14	17	7	0
	12	528	112	131	86	93	22	20	7	2
	13	498	90	104	102	96	24	16	9	3
	14	610	110	131	117	111	32	24	10	5
	15	518	113	122	95	91	19	16	7	4
	16	444	101	109	73	75	20	19	5	4
	17	586	150	142	85	91	24	22	7	9
	18	576	122	136	90	86	34	28	10	5
	19	556	118	134	89	99	32	32	8	5

COUNTY COURT JUDGE
(VOTE FOR 2)
DETAIL
PART 1 OF 2

LEGISLATIVE DISTRICT OR TOWN	ELECTION DISTRICT	TOTAL VOTES	KAREN BAILEY TURNER	MICHAEL L DOLLINGER	KYLE R STEINEBACH	JOHN L DEMARCO	KYLE R STEINEBACH	JOHN L DEMARCO	KAREN BAILEY TURNER	JOHN L DEMARCO
			DEM	DEM	REP	REP	CON	CON	WOR	WOR
Perinton										
	20	524	109	124	96	92	21	17	8	3
	21	704	149	160	108	110	38	33	11	6
	22	420	91	105	74	81	11	9	7	3
	23	846	201	222	127	148	35	28	15	6
	24	854	176	193	163	168	28	27	6	3
	25	492	123	131	68	65	17	18	12	5
	26	646	126	146	123	112	29	21	8	3
	27	484	94	101	87	84	31	30	7	4
	28	496	90	113	101	103	18	20	8	2
	29	356	77	93	57	48	15	12	7	3
	30	540	106	130	84	83	25	29	12	3
	31	656	139	160	103	123	27	20	9	3
	32	446	106	104	65	77	20	15	6	4
	33	664	163	174	89	96	28	20	17	7
	34	794	141	165	148	157	31	32	11	2
	35	514	110	128	81	88	22	20	7	6
	36	278	67	71	40	46	9	10	7	2
	37	642	141	157	115	113	26	27	9	1
	38	874	178	207	144	144	36	31	20	4
	39	690	135	156	125	127	35	33	6	2
	40	450	91	105	77	79	18	18	11	2
	41	390	78	84	54	57	28	25	5	0
	42	514	103	117	86	87	25	25	9	4
	43	1,036	204	222	190	210	40	38	15	5
	44	512	102	120	96	98	16	17	2	1
	45	1,052	228	249	193	201	37	35	10	4
	46	286	78	82	30	26	16	16	6	1
	47	622	123	144	99	101	27	25	10	1
	48	430	93	109	70	69	24	19	6	1
	49	496	102	105	94	96	25	23	6	2
	50	146	38	42	15	24	6	2	6	3
	51	742	107	122	179	172	44	43	12	2
	52	648	156	171	109	99	18	16	12	3
	53	482	114	119	69	75	20	15	9	3

COUNTY COURT JUDGE
(VOTE FOR 2)
DETAIL
PART 1 OF 2

LEGISLATIVE DISTRICT OR TOWN	ELECTION DISTRICT	TOTAL VOTES	KAREN BAILEY TURNER	MICHAEL L DOLLINGER	KYLE R STEINEBACH	JOHN L DEMARCO	KYLE R STEINEBACH	JOHN L DEMARCO	KAREN BAILEY TURNER	JOHN L DEMARCO
			DEM	DEM	REP	REP	CON	CON	WOR	WOR
Perinton	54	968	177	225	183	203	32	36	5	4
	55	602	107	141	130	128	19	21	4	5
	56	904	184	212	164	165	39	37	11	3
Perinton		33,000	6,985	7,782	5,567	5,752	1,407	1,312	491	185
Pittsford	1	504	132	142	68	62	20	12	7	5
	2	612	174	191	68	74	15	13	8	7
	3	954	219	240	163	163	30	26	7	3
	4	696	166	183	118	116	22	24	5	0
	5	466	136	138	59	56	16	12	8	2
	6	348	89	108	35	49	6	5	4	4
	7	276	69	75	45	41	7	7	4	2
	8	550	101	146	91	102	19	22	4	3
	9	618	127	142	98	125	23	24	10	5
	10	702	154	167	136	143	21	16	6	1
	11	498	100	110	83	92	23	18	17	4
	12	594	148	157	91	102	12	9	6	2
	13	452	95	105	76	78	14	15	12	3
	14	748	178	198	119	129	23	24	8	2
	15	306	64	73	47	47	17	9	10	5
	16	480	116	125	67	78	12	11	6	2
	17	704	186	200	104	100	20	22	4	2
	18	398	102	110	60	62	7	5	5	2
	19	406	67	80	72	82	28	28	5	1
	20	600	139	156	98	95	22	22	7	1
	21	536	147	149	74	80	16	16	6	3
	22	782	199	219	116	119	32	27	11	0
	23	482	80	98	100	99	24	25	10	1
	24	696	160	174	116	136	20	18	2	2
	25	720	163	187	118	113	22	25	10	3
	26	550	112	131	103	100	21	16	11	6
	27	528	143	153	80	70	16	12	5	3
	28	538	134	149	77	87	13	8	8	3
	29	580	112	126	110	114	19	21	6	2

COUNTY COURT JUDGE
(VOTE FOR 2)
DETAIL
PART 1 OF 2

LEGISLATIVE DISTRICT OR TOWN	ELECTION DISTRICT	TOTAL VOTES	KAREN BAILEY TURNER	MICHAEL L DOLLINGER	KYLE R STEINEBACH	JOHN L DEMARCO	KYLE R STEINEBACH	JOHN L DEMARCO	KAREN BAILEY TURNER	JOHN L DEMARCO
			DEM	DEM	REP	REP	CON	CON	WOR	WOR
Pittsford										
	30	500	124	136	91	94	11	7	2	0
	31	668	150	165	105	125	22	20	4	4
	32	742	183	203	114	134	21	19	4	0
	33	918	209	227	159	160	27	28	12	1
	34	810	189	188	148	156	26	23	5	1
Pittsford		19,962	4,667	5,151	3,209	3,383	647	589	239	85
Riga										
	1	790	98	111	184	173	54	53	7	8
	2	690	75	83	175	154	57	60	9	1
	3	546	82	95	120	109	30	33	10	0
	4	556	63	74	141	136	36	28	6	0
	5	536	41	56	153	132	35	32	6	2
	6	476	37	50	112	112	46	44	3	1
Riga		3,594	396	469	885	816	258	250	41	12
Rush										
	1	860	143	157	167	161	48	44	13	13
	2	498	60	86	104	102	42	30	10	4
	3	800	157	162	130	136	36	37	21	9
	4	744	129	146	133	137	42	40	13	5
Rush		2,902	489	551	534	536	168	151	57	31
Sweden										
	1	584	115	126	99	100	23	29	15	5
	2	264	69	68	33	32	11	9	3	1
	3	562	115	119	99	83	30	29	9	4
	4	674	121	123	138	114	45	39	10	7
	5	128	33	32	17	24	6	5	2	0
	6	456	101	100	65	67	34	24	8	1
	7	538	96	109	90	95	34	28	10	5
	8	532	69	71	120	124	36	33	10	0
	9	388	75	79	68	70	18	18	6	1
	10	788	88	78	184	182	67	58	9	7
	11	184	41	39	27	17	9	8	5	0
	12	538	72	84	104	107	50	49	10	2
Sweden		5,636	995	1,028	1,044	1,015	363	329	97	33

COUNTY COURT JUDGE
(VOTE FOR 2)
DETAIL
PART 1 OF 2

LEGISLATIVE DISTRICT OR TOWN	ELECTION DISTRICT	TOTAL VOTES	KAREN BAILEY TURNER	MICHAEL L DOLLINGER	KYLE R STEINEBACH	JOHN L DEMARCO	KYLE R STEINEBACH	JOHN L DEMARCO	KAREN BAILEY TURNER	JOHN L DEMARCO
			DEM	DEM	REP	REP	CON	CON	WOR	WOR
Webster										
	1	572	106	118	106	115	25	25	12	6
	2	642	155	153	97	113	23	19	12	4
	3	736	153	166	115	125	34	31	6	2
	4	272	52	57	43	53	11	10	5	0
	5	598	116	125	95	110	27	23	11	4
	6	386	71	85	64	84	17	14	3	2
	7	594	96	120	99	117	33	31	12	5
	8	514	88	105	96	102	30	32	11	1
	9	564	84	104	104	115	41	40	6	2
	10	1,210	186	206	233	238	83	66	16	7
	11	590	96	109	122	115	25	24	10	4
	12	766	120	139	155	163	41	40	8	6
	13	524	100	108	93	103	24	18	7	4
	14	504	90	97	96	104	20	16	11	2
	15	392	74	88	65	75	14	16	7	4
	16	680	125	140	121	133	35	33	9	4
	17	538	82	93	94	110	39	34	11	2
	18	388	78	85	62	63	15	16	12	6
	19	870	125	148	182	210	42	37	13	6
	20	900	135	163	183	193	53	53	12	5
	21	700	119	138	141	131	38	34	11	7
	22	622	94	109	105	123	37	40	9	1
	23	500	92	118	83	97	26	23	9	3
	24	1,488	241	289	269	304	78	70	25	8
	25	272	57	56	45	51	12	11	4	4
	26	566	100	129	91	109	31	31	8	4
	27	1,062	183	211	214	232	44	40	8	7
	28	538	80	95	108	115	24	22	8	4
	29	418	100	97	63	66	15	18	8	3
	30	338	67	64	55	51	15	14	12	4
	31	722	104	109	137	163	48	48	13	6
	32	830	120	142	195	200	39	37	8	1
	33	620	111	122	118	121	28	29	10	5
	34	306	51	58	55	65	16	14	4	0

COUNTY COURT JUDGE
(VOTE FOR 2)
DETAIL
PART 1 OF 2

LEGISLATIVE DISTRICT OR TOWN	ELECTION DISTRICT	TOTAL VOTES	KAREN BAILEY TURNER	MICHAEL L DOLLINGER	KYLE R STEINEBACH	JOHN L DEMARCO	KYLE R STEINEBACH	JOHN L DEMARCO	KAREN BAILEY TURNER	JOHN L DEMARCO
			DEM	DEM	REP	REP	CON	CON	WOR	WOR
Webster										
	35	412	68	77	72	77	38	40	5	2
	36	430	81	78	83	81	22	19	2	3
	37	1,018	192	213	183	198	40	37	8	12
	38	590	100	118	100	106	26	26	9	4
	39	646	116	129	106	125	24	27	5	5
	40	1,116	218	257	178	194	45	37	17	9
	41	838	159	168	163	183	34	28	10	5
	42	678	116	126	122	119	34	39	6	2
	43	408	79	85	76	70	22	22	6	0
Webster		27,358	4,780	5,397	4,987	5,422	1,368	1,284	399	175
Wheatland										
	1	498	91	94	93	96	24	22	13	5
	2	484	62	67	102	97	32	30	8	5
	3	526	100	109	80	83	31	28	8	5
	4	424	74	71	78	71	26	23	10	2
	5	598	72	84	134	138	37	38	9	1
Wheatland		2,530	399	425	487	485	150	141	48	18
TOWNS		303,182	58,465	63,995	53,119	54,117	14,660	13,435	4,937	1,984
GRAND TOTAL:		365,664	78,737	82,589	56,727	58,287	15,739	14,383	6,517	2,652

COUNTY COURT JUDGE
(VOTE FOR 2)
DETAIL
PART 2 OF 2

LEGISLATIVE DISTRICT OR TOWN	ELECTION DISTRICT	TOTAL VOTES	MICHAEL L DOLLINGER	JOHN L DEMARCO	MICHAEL L DOLLINGER	JOHN L DEMARCO	MICHAEL L DOLLINGER	JOHN L DEMARCO	SCATTER	BLANK AND VOID
			LBT	LBT	IND	IND	SAM	SAM		
Leg. Dist. 07										
	1	594	7	4	8	9	0	0	0	68
	2	360	4	2	2	4	2	1	0	52
Leg. Dist. 07		954	11	6	10	13	2	1	0	120
Leg. Dist. 16										
	1	18	0	0	0	0	0	0	0	3
Leg. Dist. 16		18	0	0	0	0	0	0	0	3
Leg. Dist. 21										
	1	434	5	4	6	7	0	0	0	36
	2	356	6	2	4	2	1	0	0	45
	3	206	1	0	2	1	0	0	0	40
	4	208	2	1	2	2	0	0	0	34
	5	266	4	2	5	4	0	0	0	22
	6	366	3	4	2	2	1	0	0	37
	7	592	4	2	8	4	0	0	0	93
	8/26	338	2	0	4	1	1	0	0	48
	9	470	2	1	4	6	0	0	0	39
	10	612	5	6	6	5	1	1	0	65
	11	274	0	0	1	1	0	0	0	51
	12	676	9	9	9	7	3	0	0	69
	13	254	1	1	3	3	0	0	0	23
	14	162	2	0	0	1	0	0	0	17
	15	484	3	1	5	6	0	0	0	69
	16	152	1	0	1	1	1	0	0	30
	17	330	3	1	3	1	0	1	1	52
	18	220	0	1	0	0	0	1	0	43
	19	144	0	0	0	0	0	0	0	36
	20	228	2	2	2	3	1	0	0	18
	21	232	2	1	1	0	0	0	0	30
	22	294	1	3	2	0	1	0	0	66
	23	280	3	0	2	3	0	0	0	36
	24	548	11	4	8	3	2	0	1	49
	25	246	1	0	3	1	0	0	0	33
	27	156	0	0	1	1	2	0	0	33
Leg. Dist. 21		8,528	73	45	84	65	14	3	2	1,114

COUNTY COURT JUDGE
(VOTE FOR 2)
DETAIL
PART 2 OF 2

LEGISLATIVE DISTRICT OR TOWN	ELECTION DISTRICT	TOTAL VOTES	MICHAEL L DOLLINGER	JOHN L DEMARCO	MICHAEL L DOLLINGER	JOHN L DEMARCO	MICHAEL L DOLLINGER	JOHN L DEMARCO	SCATTER	BLANK AND VOID
			LBT	LBT	IND	IND	SAM	SAM		
Leg. Dist. 22										
	1	286	1	2	1	2	1	0	0	71
	2/13	166	2	0	0	0	1	0	0	48
	3	138	1	2	2	0	0	0	0	56
	4	82	1	0	0	1	0	0	0	24
	5	150	1	0	0	0	0	0	0	38
	6	212	0	0	1	0	0	0	0	53
	7	94	0	0	0	0	0	0	0	27
	8	198	0	1	0	0	0	0	0	29
	9	112	0	0	0	0	0	0	0	19
	10	142	1	0	0	0	1	0	0	23
	11	296	2	1	4	1	0	0	0	63
	12	156	0	0	0	0	0	0	0	39
	14	172	0	0	1	0	0	0	0	35
	15	160	0	0	0	0	0	0	0	28
	16	68	0	0	0	0	1	0	0	20
	17	88	0	0	0	0	0	0	0	15
	18	130	0	0	0	0	1	0	0	32
	19	88	0	0	0	0	0	0	0	22
	20	118	0	0	0	0	0	0	0	23
	21	92	0	0	0	0	0	0	0	23
	22	210	1	1	1	1	0	0	0	41
	23	114	0	0	0	0	0	0	0	35
	24	186	1	0	0	0	0	0	0	48
	25	536	9	3	6	5	1	0	0	86
	26	156	1	1	2	2	0	0	0	15
	27	208	3	0	4	0	0	0	0	51
Leg. Dist. 22		4,358	24	11	22	12	6	0	0	964
Leg. Dist. 23										
	1	172	2	1	3	3	0	0	0	9
	2	320	7	4	2	0	0	0	0	47
	3	266	2	4	6	1	0	0	0	25
	4	576	12	4	8	3	0	0	0	65
	5	214	3	1	5	2	0	0	0	19
	6	210	2	2	2	1	0	0	0	23

COUNTY COURT JUDGE
(VOTE FOR 2)
DETAIL
PART 2 OF 2

LEGISLATIVE DISTRICT OR TOWN	ELECTION DISTRICT	TOTAL VOTES	MICHAEL L DOLLINGER	JOHN L DEMARCO	MICHAEL L DOLLINGER	JOHN L DEMARCO	MICHAEL L DOLLINGER	JOHN L DEMARCO	SCATTER	BLANK AND VOID
			LBT	LBT	IND	IND	SAM	SAM		
Leg. Dist. 23										
	7	404	4	4	8	3	1	0	1	36
	8	394	1	0	6	2	1	0	0	30
	9	286	2	1	5	4	0	0	0	25
	10	288	2	1	3	4	1	0	0	18
	11	412	4	3	4	2	1	1	1	39
	12	502	4	2	4	6	0	0	0	54
	13	358	4	2	5	6	1	0	0	36
	14	338	6	3	3	2	2	0	0	36
	15	250	2	1	2	1	1	0	1	24
	16	192	0	1	1	1	0	0	0	15
	17	516	6	3	9	4	0	0	0	70
	18	820	10	4	16	11	2	0	0	88
	19	420	5	2	5	3	1	0	2	33
	20	480	5	5	12	4	0	0	0	28
	21	412	4	3	8	6	0	0	0	37
	22	334	2	0	5	4	0	0	0	27
	23/29	266	4	3	4	2	1	2	0	27
	24	368	5	2	3	5	1	1	0	52
	25	676	10	5	8	8	0	2	0	79
	26	688	10	9	7	6	0	1	0	61
	27	348	3	1	6	7	0	0	0	37
	28	376	2	3	5	2	0	0	0	46
Leg. Dist. 23		10,886	123	74	155	103	13	7	5	1,086
Leg. Dist. 24										
	1	576	6	2	5	4	0	1	0	51
	2/23	472	6	2	3	1	1	0	0	27
	3/22	432	8	3	4	3	0	0	0	27
	4	524	8	9	5	2	1	0	0	53
	5	394	3	2	7	3	0	0	0	40
	6	288	2	2	4	1	0	0	0	36
	7/19	258	2	2	1	1	0	1	0	26
	8	264	4	4	3	1	0	0	0	23
	9	222	3	1	2	2	0	0	0	22
	10	586	5	3	7	5	1	1	0	57

COUNTY COURT JUDGE
(VOTE FOR 2)
DETAIL
PART 2 OF 2

LEGISLATIVE DISTRICT OR TOWN	ELECTION DISTRICT	TOTAL VOTES	MICHAEL L DOLLINGER	JOHN L DEMARCO	MICHAEL L DOLLINGER	JOHN L DEMARCO	MICHAEL L DOLLINGER	JOHN L DEMARCO	SCATTER	BLANK AND VOID
			LBT	LBT	IND	IND	SAM	SAM		
Leg. Dist. 24										
	11/12	196	4	1	0	0	0	0	0	25
	13	418	5	4	12	4	1	0	0	38
	14/20/21	652	12	6	8	7	1	2	0	58
	15	506	4	1	10	5	3	0	1	56
	16	438	6	1	8	4	0	0	1	35
	17	146	1	0	3	1	0	0	0	22
	18	378	2	1	3	3	0	0	0	33
	24	46	2	0	0	0	0	0	0	2
Leg. Dist. 24		6,796	83	44	85	47	8	5	2	631
Leg. Dist. 25										
	1	464	4	4	8	0	0	0	0	60
	2	296	3	2	2	2	0	1	0	71
	3	422	1	1	3	1	0	0	0	95
	4/14/24	434	6	1	1	2	2	3	0	70
	5	302	1	0	0	0	0	1	0	71
	6	290	4	2	3	1	1	1	0	30
	7	320	1	1	1	2	2	0	0	88
	8	342	1	1	3	2	2	0	0	79
	9	124	1	0	0	0	0	0	0	27
	10	398	3	1	3	4	0	0	0	85
	11	124	0	0	0	0	0	0	0	27
	12/28	354	8	2	5	0	1	0	0	33
	13	220	1	0	3	1	1	1	0	51
	15	224	0	1	2	0	0	1	0	49
	16	186	1	1	0	2	0	1	0	40
	17	166	0	0	0	0	0	0	0	44
	18	362	0	1	3	1	0	0	0	78
	19	140	1	0	3	3	0	0	0	18
	20	176	1	1	2	2	0	0	0	30
	21	174	2	0	3	1	0	0	0	33
	22	280	0	0	3	3	0	0	2	44
	23	38	0	0	0	0	0	0	0	0
	25	532	2	1	4	4	1	0	0	109
	26/27	178	0	1	3	1	0	0	0	25

COUNTY COURT JUDGE
(VOTE FOR 2)
DETAIL
PART 2 OF 2

LEGISLATIVE DISTRICT OR TOWN	ELECTION DISTRICT	TOTAL VOTES	MICHAEL L DOLLINGER	JOHN L DEMARCO	MICHAEL L DOLLINGER	JOHN L DEMARCO	MICHAEL L DOLLINGER	JOHN L DEMARCO	SCATTER	BLANK AND VOID
			LBT	LBT	IND	IND	SAM	SAM		
Leg. Dist. 25										
	29/30	314	1	1	7	3	0	0	0	34
Leg. Dist. 25		6,860	42	22	62	35	10	9	2	1,291
Leg. Dist. 26										
	1	626	7	5	11	9	0	0	0	81
	2	248	1	3	3	2	0	0	0	41
	3	182	2	0	3	3	0	1	0	31
	4	306	2	3	9	6	1	0	0	37
	5	264	6	4	2	3	0	0	0	37
	6	250	1	0	0	1	0	0	0	54
	7	248	3	0	1	2	0	0	0	40
	8	266	0	0	3	4	0	0	0	41
	9	344	12	2	2	3	0	0	0	48
	10	284	0	2	1	4	0	0	0	57
	11	354	2	1	6	5	0	0	0	58
	12	358	6	2	8	4	0	1	0	38
	13	386	5	2	5	9	0	1	0	39
	14	460	10	5	8	12	0	0	0	54
	15	256	5	2	3	1	1	1	0	46
	16	332	2	2	5	6	0	0	0	47
	17	298	7	2	7	2	0	0	2	34
Leg. Dist. 26		5,462	71	35	77	76	2	4	2	783
Leg. Dist. 27										
	1	416	3	2	3	3	0	0	0	68
	2	454	1	2	1	1	1	0	0	79
	3	350	2	1	3	0	0	0	0	44
	4	458	1	0	5	3	1	0	0	74
	5	440	4	1	2	1	0	1	0	71
	6	340	0	1	2	2	0	0	0	73
	7	380	1	1	2	1	2	0	0	51
	8	636	4	3	2	1	0	0	2	171
	9	448	1	0	6	1	0	0	0	96
	10	386	1	2	4	1	0	0	0	54
	11	476	3	4	3	0	0	1	0	89
	12	326	0	2	5	0	0	0	0	56

COUNTY COURT JUDGE
(VOTE FOR 2)
DETAIL
PART 2 OF 2

LEGISLATIVE DISTRICT OR TOWN	ELECTION DISTRICT	TOTAL VOTES	MICHAEL L DOLLINGER	JOHN L DEMARCO	MICHAEL L DOLLINGER	JOHN L DEMARCO	MICHAEL L DOLLINGER	JOHN L DEMARCO	SCATTER	BLANK AND VOID
			LBT	LBT	IND	IND	SAM	SAM		
Leg. Dist. 27										
	13	388	0	0	3	1	0	0	0	72
	14	294	0	0	3	0	0	0	0	58
	15	362	1	1	3	0	0	0	0	74
	16	382	0	0	2	1	0	0	1	84
	17	392	0	1	2	2	0	0	0	79
	18	292	2	2	6	2	0	0	0	60
	19	396	2	1	4	0	0	0	0	88
	20	168	0	0	1	0	0	1	0	48
	21	196	1	0	2	0	0	0	0	37
	22	228	2	0	4	3	0	0	0	34
	23	238	0	0	1	0	0	0	0	51
	25	192	3	2	2	1	0	0	0	32
	26	154	1	1	4	3	0	0	0	41
Leg. Dist. 27		8,792	33	27	75	27	4	3	3	1,684
Leg. Dist. 28										
	1	252	0	1	2	1	1	0	1	49
	2	140	0	1	3	1	0	1	0	24
	3	142	3	0	1	1	0	1	0	26
	4	176	3	1	1	1	0	0	0	44
	5	136	0	0	1	0	1	0	0	24
	6	428	1	1	9	7	0	0	0	49
	7/17	472	2	2	6	3	0	0	0	77
	8	196	1	2	2	1	1	0	0	53
	9	266	2	1	3	1	2	0	0	42
	10	88	0	0	4	0	0	0	0	20
	11	178	2	2	0	0	0	0	0	35
	12	126	0	0	3	1	0	0	0	17
	13	236	1	0	3	3	0	0	0	31
	14	174	0	1	1	1	0	0	0	38
	15	80	2	0	1	1	0	0	0	18
	16	188	2	1	2	1	0	0	0	43
	18	190	1	2	0	0	0	0	0	30
	19	4	0	0	0	0	0	0	0	1
	20	310	5	2	3	4	0	0	0	49

COUNTY COURT JUDGE
(VOTE FOR 2)
DETAIL
PART 2 OF 2

LEGISLATIVE DISTRICT OR TOWN	ELECTION DISTRICT	TOTAL VOTES	MICHAEL L DOLLINGER	JOHN L DEMARCO	MICHAEL L DOLLINGER	JOHN L DEMARCO	MICHAEL L DOLLINGER	JOHN L DEMARCO	SCATTER	BLANK AND VOID
			LBT	LBT	IND	IND	SAM	SAM		
Leg. Dist. 28										
	21	322	2	3	6	4	0	0	0	46
	22	116	0	0	0	0	0	0	0	31
Leg. Dist. 28		4,220	27	20	51	31	5	2	1	747
Leg. Dist. 29										
	1/2	100	0	0	1	0	0	0	0	22
	3/8	78	0	0	0	0	0	0	0	12
	4	310	4	5	8	5	0	0	0	45
	5	246	1	2	1	0	0	0	0	47
	6	168	1	0	1	0	0	0	0	39
	7	246	3	3	6	5	0	0	0	37
	9	422	1	1	2	1	0	0	2	90
	10	330	2	0	1	1	0	0	0	73
	11	218	0	1	4	4	0	1	0	23
	12	270	1	1	0	2	0	0	0	51
	13	116	0	0	1	0	0	0	0	30
	14	92	0	0	0	0	0	0	0	8
	15	190	0	0	1	0	0	0	0	43
	16	70	1	0	0	0	0	0	0	19
	17	198	5	4	2	3	0	0	0	29
	18	348	3	1	1	2	0	0	0	49
	19	148	1	0	1	1	0	0	0	26
	20	326	1	0	0	1	1	0	0	62
	21	324	5	3	6	0	0	0	0	57
	22	168	0	2	2	2	1	0	0	34
	23	310	0	0	0	0	0	0	0	88
	24	360	0	0	6	4	0	0	0	74
	25/28	476	1	0	4	3	0	0	0	104
	26	94	0	0	0	0	0	0	0	22
Leg. Dist. 29		5,608	30	23	48	34	2	1	2	1,084
CITY Brighton		62,482	517	307	669	443	66	35	19	9,507
	1	590	6	2	6	3	0	0	3	54
	2	346	3	5	3	0	1	0	1	35

COUNTY COURT JUDGE
(VOTE FOR 2)
DETAIL
PART 2 OF 2

LEGISLATIVE DISTRICT OR TOWN	ELECTION DISTRICT	TOTAL VOTES	MICHAEL L DOLLINGER	JOHN L DEMARCO	MICHAEL L DOLLINGER	JOHN L DEMARCO	MICHAEL L DOLLINGER	JOHN L DEMARCO	SCATTER	BLANK AND VOID
			LBT	LBT	IND	IND	SAM	SAM		
Brighton	3	482	5	1	2	3	0	0	0	55
	4	530	7	4	12	8	1	0	0	36
	5	542	6	6	4	1	1	0	1	45
	6	696	4	5	7	6	2	0	0	56
	7	420	4	4	5	2	1	0	0	32
	8	490	2	1	9	7	2	0	0	57
	9	480	4	3	11	10	1	0	2	33
	10	612	8	3	11	6	3	1	0	31
	11	638	10	8	9	6	0	0	1	46
	12	698	3	2	14	9	1	0	0	35
	13	378	6	1	1	3	0	0	0	31
	14	308	5	1	9	4	0	0	0	22
	15	408	3	1	6	3	0	0	0	23
	16	380	3	2	5	4	1	1	0	36
	17	302	3	0	4	3	0	0	0	25
	18	492	5	1	9	5	0	0	0	34
	19	324	3	3	3	1	0	0	0	16
	20	294	4	2	0	1	0	0	0	34
	21	444	4	3	6	1	2	0	0	53
	22	454	7	1	3	2	0	0	0	40
	23	418	3	3	6	5	0	0	0	40
	24	580	6	2	7	3	0	1	0	62
	25	414	4	1	6	2	3	2	0	20
	26	352	8	3	6	4	0	0	0	28
	27	382	3	3	3	3	0	0	0	25
	28	594	7	2	10	7	2	0	0	54
	29	280	1	1	5	4	0	0	0	24
	30	876	2	0	7	5	0	1	2	82
	31	464	4	1	3	3	1	0	0	34
	32	582	8	4	7	7	1	0	0	23
	33	512	1	3	2	6	0	0	0	29
	34	492	2	1	6	2	0	0	0	23
	35	362	2	1	1	2	1	0	0	42
	36	354	4	4	6	3	0	1	0	31

COUNTY COURT JUDGE
(VOTE FOR 2)
DETAIL
PART 2 OF 2

LEGISLATIVE DISTRICT OR TOWN	ELECTION DISTRICT	TOTAL VOTES	MICHAEL L DOLLINGER	JOHN L DEMARCO	MICHAEL L DOLLINGER	JOHN L DEMARCO	MICHAEL L DOLLINGER	JOHN L DEMARCO	SCATTER	BLANK AND VOID
			LBT	LBT	IND	IND	SAM	SAM		
Brighton										
	37	356	4	2	4	3	2	1	0	29
	38	536	5	3	8	2	1	0	0	32
	39	420	4	4	2	3	1	1	0	29
	40	718	7	4	5	8	0	0	0	39
	41	478	6	3	5	4	2	1	0	37
	42	186	1	0	2	2	0	0	0	18
	43	428	4	6	3	2	0	0	0	24
	44	160	1	0	1	2	0	0	0	21
	45	278	2	0	2	3	0	0	0	17
	46	276	0	0	2	3	0	1	0	23
		<u>20,806</u>	<u>194</u>	<u>110</u>	<u>248</u>	<u>176</u>	<u>30</u>	<u>11</u>	<u>10</u>	<u>1,615</u>
Brighton Chili										
	1	406	2	0	8	7	1	0	0	31
	2	638	5	4	11	6	0	0	0	59
	3	502	4	2	9	6	0	0	0	50
	4	340	4	3	6	4	0	0	0	26
	5	430	4	2	4	1	0	1	1	39
	6	456	5	1	12	11	0	0	0	31
	7	276	5	3	8	4	0	0	0	30
	8	484	5	2	4	4	1	1	0	44
	9	492	3	1	9	1	1	2	0	57
	10	314	3	3	5	3	0	0	0	19
	11	482	3	2	10	10	1	0	0	53
	12	486	1	3	10	6	0	0	0	36
	13	686	5	3	11	12	1	2	0	50
	14	482	2	1	10	11	1	0	0	39
	15	418	1	1	4	7	0	0	0	42
	16	892	3	4	6	6	0	0	0	75
	17	1,220	14	5	19	12	1	0	0	120
	18	468	1	5	9	3	1	1	0	38
	19	516	4	1	6	4	0	0	1	47
	20	644	6	5	13	7	1	0	0	52
	21	350	2	3	8	6	0	0	0	28
	22	424	5	2	4	5	0	0	0	34

COUNTY COURT JUDGE
(VOTE FOR 2)
DETAIL
PART 2 OF 2

LEGISLATIVE DISTRICT OR TOWN	ELECTION DISTRICT	TOTAL VOTES	MICHAEL L DOLLINGER	JOHN L DEMARCO	MICHAEL L DOLLINGER	JOHN L DEMARCO	MICHAEL L DOLLINGER	JOHN L DEMARCO	SCATTER	BLANK AND VOID
			LBT	LBT	IND	IND	SAM	SAM		
Chili										
	23	384	5	2	6	4	1	0	0	35
	24	902	9	5	11	11	1	0	0	109
	25	354	3	4	4	3	0	0	0	30
	26	566	8	5	11	8	0	0	0	54
	27	426	4	2	4	4	0	0	0	28
	28	366	4	2	4	3	1	0	0	55
	29	362	2	2	6	4	0	0	0	38
	30	202	3	1	4	3	0	0	0	10
	31	462	3	1	7	5	1	0	0	35
	32	452	5	3	6	7	3	1	0	43
Chili		15,882	133	83	249	188	16	8	2	1,437
Clarkson										
	1	742	4	2	10	6	0	0	0	53
	2	112	0	1	0	1	0	0	0	11
	3	626	5	1	7	3	0	0	0	53
	4	864	4	4	13	10	1	0	0	68
	5	1,022	9	12	23	15	0	2	1	84
	6	522	7	2	7	8	1	0	0	81
Clarkson		3,888	29	22	60	43	2	2	1	350
East Rochester										
	1	448	3	2	6	6	0	0	0	55
	2	440	5	3	11	5	1	0	0	51
	3	456	4	4	8	9	0	0	0	45
	4	362	2	2	5	4	0	0	0	53
	5	346	2	4	5	5	0	1	0	33
	6	544	8	4	5	12	0	0	0	71
	7	368	3	3	10	8	1	0	0	31
East Rochester		2,964	27	22	50	49	2	1	0	339
Gates										
	1	252	2	0	2	2	0	0	0	25
	2	342	2	1	2	0	1	0	0	47
	3	362	1	0	4	2	0	0	0	46
	4	422	3	0	5	3	0	0	1	49
	5	546	3	2	10	4	1	0	0	59

COUNTY COURT JUDGE
(VOTE FOR 2)
DETAIL
PART 2 OF 2

LEGISLATIVE DISTRICT OR TOWN	ELECTION DISTRICT	TOTAL VOTES	MICHAEL L DOLLINGER	JOHN L DEMARCO	MICHAEL L DOLLINGER	JOHN L DEMARCO	MICHAEL L DOLLINGER	JOHN L DEMARCO	SCATTER	BLANK AND VOID
			LBT	LBT	IND	IND	SAM	SAM		
Gates										
	6	436	3	3	6	3	0	0	0	66
	7	846	3	2	22	19	0	0	0	85
	8	370	1	1	2	3	0	0	0	35
	9	460	7	3	14	7	0	0	0	50
	10	232	2	1	2	4	0	0	0	16
	11	312	1	2	2	5	0	0	0	33
	12	262	0	0	2	2	0	0	0	36
	13	366	2	0	5	4	1	0	0	48
	14	314	4	0	2	2	0	0	0	48
	15	606	1	0	9	9	0	0	0	85
	16	344	2	3	4	3	0	1	0	46
	17	350	2	0	5	4	1	0	0	42
	18	436	6	4	4	5	0	0	0	43
	19	356	2	4	9	5	0	0	0	30
	20	354	1	0	6	5	0	0	0	37
	21	392	2	2	4	2	0	0	0	56
	22	340	2	2	5	5	0	0	0	33
	23	410	2	0	5	3	0	0	0	55
	24	810	3	3	10	14	0	0	0	107
	25	328	2	0	6	2	0	0	0	36
	26	528	6	4	9	6	0	0	0	44
	27	476	2	1	3	1	0	0	0	53
	28	292	4	3	4	3	0	0	0	33
	29	376	5	2	9	3	0	1	0	48
	30	260	3	3	2	3	0	1	0	22
	31	362	3	1	9	2	1	0	0	43
	32	450	4	3	7	5	0	0	0	32
	33	154	0	1	4	0	0	0	0	12
	34	314	3	2	2	2	0	0	0	38
	35	260	1	2	3	1	1	1	0	31
Gates		13,720	90	55	199	143	6	4	1	1,569
Greece										
	1	382	5	1	6	2	0	0	0	47
	2	542	6	4	9	13	0	0	0	41

COUNTY COURT JUDGE
(VOTE FOR 2)
DETAIL
PART 2 OF 2

LEGISLATIVE DISTRICT OR TOWN	ELECTION DISTRICT	TOTAL VOTES	MICHAEL L DOLLINGER	JOHN L DEMARCO	MICHAEL L DOLLINGER	JOHN L DEMARCO	MICHAEL L DOLLINGER	JOHN L DEMARCO	SCATTER	BLANK AND VOID
			LBT	LBT	IND	IND	SAM	SAM		
Greece	3	302	0	0	6	4	0	0	0	20
	4	350	3	3	3	2	0	0	0	25
	5	248	1	2	4	3	0	0	0	20
	6	238	0	1	1	1	0	0	0	18
	7	362	4	1	7	6	0	0	0	34
	8	326	4	0	8	2	0	0	0	22
	9	346	3	2	6	4	1	0	0	33
	10	346	1	0	3	5	0	0	0	32
	11	146	2	0	2	2	0	0	0	18
	12	204	1	0	3	1	0	0	0	25
	13	302	7	4	5	3	0	0	0	20
	14	234	1	2	5	4	1	0	0	29
	15	354	1	1	6	3	2	1	2	31
	16	270	0	0	4	5	0	0	0	29
	17	572	2	0	6	7	1	0	0	52
	18	472	3	4	12	5	0	0	0	35
	19	322	3	3	4	4	0	0	0	46
	20	302	3	2	7	3	0	0	0	25
	21	304	4	2	5	3	0	0	0	40
	22	302	2	0	4	1	1	0	0	32
	23	576	6	5	7	10	2	2	0	82
	24	518	3	1	9	7	0	1	0	52
	25	364	2	2	9	3	0	0	0	37
	26	302	1	2	4	4	0	0	0	38
	27	538	2	3	9	1	1	0	0	62
	28	460	4	2	9	4	0	0	0	37
	29	354	2	1	2	2	0	1	0	29
	30	276	3	2	6	2	0	0	0	33
	31	346	4	2	6	4	0	0	0	22
	32	316	2	2	6	5	4	0	0	30
	33	474	2	1	6	7	1	0	0	29
	34	504	2	1	9	2	0	0	0	53
	35	422	6	3	6	3	0	0	0	27
	36	528	2	3	10	7	0	0	0	38

COUNTY COURT JUDGE
(VOTE FOR 2)
DETAIL
PART 2 OF 2

LEGISLATIVE DISTRICT OR TOWN	ELECTION DISTRICT	TOTAL VOTES	MICHAEL L DOLLINGER	JOHN L DEMARCO	MICHAEL L DOLLINGER	JOHN L DEMARCO	MICHAEL L DOLLINGER	JOHN L DEMARCO	SCATTER	BLANK AND VOID
			LBT	LBT	IND	IND	SAM	SAM		
Greece										
	37	322	2	0	6	6	0	0	0	32
	38	594	3	0	11	7	1	0	0	55
	39	298	2	2	3	2	0	0	0	26
	40	316	2	1	7	6	0	0	0	33
	41	454	4	3	3	4	1	0	0	41
	42	310	2	1	4	3	0	0	0	30
	43	406	1	1	4	5	0	0	0	41
	44	612	3	3	7	10	1	1	0	75
	45	674	3	1	12	6	1	0	0	48
	46	234	4	0	4	3	0	0	0	24
	47	414	3	1	6	8	1	1	0	16
	48	268	3	2	0	1	0	0	0	39
	49	272	0	0	2	3	0	1	0	14
	50	376	0	0	7	5	0	1	0	32
	51	246	2	0	6	3	0	0	0	21
	52	514	5	0	6	4	0	1	0	52
	53	296	1	0	4	4	0	0	0	19
	54	520	6	2	5	5	2	0	0	44
	55	320	2	2	3	2	1	0	0	23
	56	488	2	1	11	11	0	0	0	35
	57	354	2	2	6	6	0	0	0	27
	58	508	6	5	6	5	0	0	0	36
	59	222	3	1	1	3	0	0	0	30
	60	288	1	0	9	7	1	0	0	28
	61	360	5	2	6	6	0	1	0	42
	62	496	2	2	6	7	0	0	0	55
	63	410	5	3	5	6	1	0	0	28
	64	312	6	2	7	1	0	0	0	30
	65	410	3	3	4	6	0	0	0	47
	66	204	1	1	2	0	0	0	0	18
	67	364	4	3	3	0	0	0	0	26
	68	496	8	4	8	9	0	0	0	42
	69	282	4	5	0	2	0	0	0	11
	70	1,262	4	4	17	16	2	0	0	151

COUNTY COURT JUDGE
(VOTE FOR 2)
DETAIL
PART 2 OF 2

LEGISLATIVE DISTRICT OR TOWN	ELECTION DISTRICT	TOTAL VOTES	MICHAEL L DOLLINGER	JOHN L DEMARCO	MICHAEL L DOLLINGER	JOHN L DEMARCO	MICHAEL L DOLLINGER	JOHN L DEMARCO	SCATTER	BLANK AND VOID
			LBT	LBT	IND	IND	SAM	SAM		
Greece	71	494	5	4	8	1	0	0	0	67
	72	560	8	1	3	5	0	0	0	60
	73	208	0	0	2	2	0	0	0	20
	74	320	3	2	5	5	1	0	2	26
	75	268	0	0	3	1	0	0	0	33
	76	390	2	2	2	3	0	0	0	36
	77	498	4	3	5	3	2	0	0	56
	78	264	0	0	6	5	0	0	0	29
	79	932	5	1	19	13	0	0	0	102
	80	638	3	2	3	3	0	0	0	67
	81	256	4	2	0	2	0	0	0	12
	82	360	2	1	7	5	1	0	0	37
	83	200	2	1	7	1	0	0	0	27
	84	488	3	2	8	5	1	0	0	39
	85	548	2	3	13	10	1	0	0	40
	86	582	4	2	8	6	0	0	0	58
	87	390	3	3	4	4	0	0	0	34
	88	560	1	2	6	7	0	0	0	73
	89	364	0	0	5	3	0	0	0	48
	90	554	1	0	9	0	0	1	0	68
	91	794	3	1	13	7	0	0	0	59
	92	608	4	4	1	2	0	1	0	66
	93	542	7	3	9	10	0	1	0	53
	94	462	1	2	5	0	0	0	0	37
	95	268	2	1	7	4	1	0	0	29
	96	510	7	3	6	10	1	0	0	43
	97	844	3	1	10	13	1	1	0	66
	98	684	4	3	11	8	1	0	1	52
	99	494	2	1	5	5	0	0	0	51
	100	634	3	2	10	11	0	1	0	61
	101	298	4	1	3	2	0	0	0	47
	102	620	4	5	3	4	0	0	0	57
	103	586	6	2	4	4	3	0	0	51
	104	340	1	1	8	2	0	0	0	29

COUNTY COURT JUDGE
(VOTE FOR 2)
DETAIL
PART 2 OF 2

LEGISLATIVE DISTRICT OR TOWN	ELECTION DISTRICT	TOTAL VOTES	MICHAEL L DOLLINGER	JOHN L DEMARCO	MICHAEL L DOLLINGER	JOHN L DEMARCO	MICHAEL L DOLLINGER	JOHN L DEMARCO	SCATTER	BLANK AND VOID
			LBT	LBT	IND	IND	SAM	SAM		
Greece										
	105	638	5	2	12	8	1	1	2	45
	106	422	1	1	5	7	1	1	1	37
	107	352	1	2	8	5	0	0	0	35
	108	374	0	0	7	3	2	2	0	52
	109	592	2	3	19	14	0	0	1	43
		<u>46,042</u>	<u>313</u>	<u>188</u>	<u>674</u>	<u>519</u>	<u>43</u>	<u>20</u>	<u>9</u>	<u>4,359</u>
Greece Hamlin										
	1	412	1	2	6	8	1	1	0	52
	2	576	4	2	14	14	0	0	0	35
	3	524	6	3	7	6	0	0	0	58
	4	394	4	3	5	3	0	0	0	36
	5	470	4	2	4	7	0	0	0	66
	6	434	6	4	13	10	0	0	0	34
	7	716	5	9	11	9	2	1	0	90
	8	298	1	0	3	2	0	0	0	40
	9	280	1	1	5	6	0	0	0	21
	10	660	7	6	9	8	1	0	0	70
		<u>4,764</u>	<u>39</u>	<u>32</u>	<u>77</u>	<u>73</u>	<u>4</u>	<u>2</u>	<u>0</u>	<u>502</u>
Hamlin Henrietta										
	1	688	3	2	5	3	0	0	0	83
	2	444	6	3	9	7	1	0	0	37
	3	196	0	0	6	5	0	0	0	13
	4	506	8	3	6	2	0	0	0	55
	5	498	2	1	5	2	0	0	0	57
	6	476	3	1	8	6	1	1	0	55
	7	454	3	2	6	2	0	1	0	35
	8	482	8	5	8	7	0	0	0	56
	9	372	2	2	4	5	0	0	0	44
	10	458	6	0	6	4	0	0	0	51
	11	402	5	2	2	2	0	1	0	50
	12	486	5	3	12	10	0	0	0	48
	13	724	2	2	7	8	0	0	0	55
	14	402	4	1	1	3	0	0	0	48
	15	626	9	4	10	7	1	1	1	62

COUNTY COURT JUDGE
(VOTE FOR 2)
DETAIL
PART 2 OF 2

LEGISLATIVE DISTRICT OR TOWN	ELECTION DISTRICT	TOTAL VOTES	MICHAEL L DOLLINGER	JOHN L DEMARCO	MICHAEL L DOLLINGER	JOHN L DEMARCO	MICHAEL L DOLLINGER	JOHN L DEMARCO	SCATTER	BLANK AND VOID
			LBT	LBT	IND	IND	SAM	SAM		
Henrietta										
	16	302	2	0	6	1	0	0	0	25
	17	646	7	4	15	8	0	0	2	60
	18	614	5	4	12	7	0	0	0	63
	19	472	5	3	4	2	0	0	0	32
	20	744	4	1	11	13	0	0	0	63
	21	400	2	4	7	4	0	0	0	29
	22	842	8	1	8	5	0	0	0	75
	23	434	5	1	4	3	0	0	0	46
	24	528	5	3	6	4	0	0	0	59
	25	526	7	1	7	7	0	0	0	62
	26	1,054	6	2	10	13	1	0	0	95
	27	854	4	1	12	6	1	2	0	57
	28	694	4	6	8	7	2	0	0	84
	29	1,438	9	10	23	20	0	0	0	152
	30	1,086	10	8	8	9	2	0	0	82
	31	278	2	3	4	1	1	0	0	30
	32	878	4	0	11	17	1	0	0	78
	33	312	4	1	3	2	0	0	0	40
	34	282	3	2	6	5	0	1	0	33
	35	652	7	8	10	6	0	0	0	45
		<u>20,250</u>	<u>169</u>	<u>94</u>	<u>270</u>	<u>213</u>	<u>11</u>	<u>7</u>	<u>3</u>	<u>1,959</u>
Henrietta										
Irondequoit										
	1	610	3	3	6	5	0	0	0	78
	2	334	2	2	5	3	0	0	0	31
	3	538	5	4	10	12	0	0	0	51
	4	246	5	3	4	1	0	0	0	21
	5	408	7	5	7	4	0	0	0	43
	6	820	12	6	6	10	1	1	0	61
	7	744	8	1	10	11	0	1	1	55
	8	520	9	3	10	11	0	0	0	49
	9	522	2	1	3	6	0	0	0	75
	10	586	7	2	9	12	0	0	0	48
	11	262	2	3	4	4	1	0	0	24
	12	340	8	6	8	4	1	1	0	23

COUNTY COURT JUDGE
(VOTE FOR 2)
DETAIL
PART 2 OF 2

LEGISLATIVE DISTRICT OR TOWN	ELECTION DISTRICT	TOTAL VOTES	MICHAEL L DOLLINGER	JOHN L DEMARCO	MICHAEL L DOLLINGER	JOHN L DEMARCO	MICHAEL L DOLLINGER	JOHN L DEMARCO	SCATTER	BLANK AND VOID
			LBT	LBT	IND	IND	SAM	SAM		
Irondequoit	13	666	8	4	9	8	0	0	0	57
	14	680	12	7	8	7	0	0	2	68
	15	652	7	4	6	7	1	1	1	70
	16	846	11	10	15	8	0	0	0	69
	17	336	3	2	2	2	1	0	0	37
	18	490	4	3	4	3	0	0	0	44
	19	582	3	0	8	4	0	0	0	70
	20	498	1	0	8	5	1	0	0	22
	21	532	2	2	8	6	1	0	0	40
	22	570	11	5	10	7	0	1	0	48
	23	462	3	2	8	4	1	1	0	45
	24	448	3	1	8	5	0	0	0	40
	25	444	5	1	8	5	0	0	0	42
	26	292	3	3	0	3	0	0	0	49
	27	366	3	2	6	9	0	1	0	32
	28	404	3	1	2	4	0	0	0	49
	29	366	1	3	6	5	0	0	0	54
	30	456	2	0	4	6	0	0	0	49
	31	680	8	8	9	7	1	0	0	51
	32	468	6	0	15	9	0	0	0	33
	33	360	1	0	5	3	0	2	0	35
	34	700	2	3	7	6	1	0	0	66
	35	352	2	0	7	3	0	0	0	36
	36	258	0	0	6	8	0	0	2	36
	37	374	1	2	4	5	1	1	0	54
	38	224	1	2	5	2	0	0	0	32
	39	112	0	0	1	1	0	0	0	11
	40	342	5	4	4	4	0	0	0	36
	41	412	1	5	6	5	0	0	0	66
	42	542	10	4	4	9	0	1	0	49
	43	338	5	3	6	3	0	0	0	21
	44	924	1	2	17	16	1	2	0	89
	45	328	0	0	5	4	0	0	0	37
	46	442	5	4	4	3	0	0	0	27

COUNTY COURT JUDGE
(VOTE FOR 2)
DETAIL
PART 2 OF 2

LEGISLATIVE DISTRICT OR TOWN	ELECTION DISTRICT	TOTAL VOTES	MICHAEL L DOLLINGER	JOHN L DEMARCO	MICHAEL L DOLLINGER	JOHN L DEMARCO	MICHAEL L DOLLINGER	JOHN L DEMARCO	SCATTER	BLANK AND VOID
			LBT	LBT	IND	IND	SAM	SAM		
Irondequoit										
	47	162	0	1	1	0	0	0	0	13
	48	444	1	1	6	3	0	0	0	58
	49	680	1	0	11	8	0	0	0	61
	50	252	1	0	3	1	0	0	0	33
	51	676	9	5	10	6	0	0	0	78
	52	468	5	5	13	9	0	0	0	60
	53	428	3	1	6	5	0	0	0	59
	54	116	1	0	1	0	0	0	0	14
	55	542	5	2	5	8	1	0	0	37
	56	382	2	2	7	2	1	0	0	30
	57	654	1	1	7	8	0	0	0	61
	58	528	1	1	5	4	0	3	0	45
	59	424	3	2	11	10	2	1	0	34
	60	490	7	1	10	6	0	0	0	48
	61	604	3	3	11	7	0	1	0	69
	62	544	3	2	6	6	0	3	0	46
	63	382	3	3	4	4	0	0	0	27
	64	116	0	0	1	0	0	0	0	28
	65	316	4	3	9	6	0	0	0	28
	66	156	0	0	2	1	0	0	0	32
	67	324	3	3	3	3	0	0	0	36
	68	406	2	2	7	5	0	0	0	51
Irondequoit		30,970	261	164	446	371	16	21	6	3,071
Mendon										
	1	812	6	7	22	16	0	0	0	65
	2	728	5	2	16	12	0	1	0	91
	3	810	8	11	16	8	0	0	0	52
	4	590	5	5	7	5	0	0	0	77
	5	770	6	4	5	4	0	0	0	50
	6	738	8	5	8	7	0	2	0	45
	7	778	1	1	7	10	0	1	1	57
	8	306	1	1	8	4	0	0	0	22
	9	634	1	2	5	3	1	1	0	69
Mendon		6,166	41	38	94	69	1	5	1	528

COUNTY COURT JUDGE
(VOTE FOR 2)
DETAIL
PART 2 OF 2

LEGISLATIVE DISTRICT OR TOWN	ELECTION DISTRICT	TOTAL VOTES	MICHAEL L DOLLINGER	JOHN L DEMARCO	MICHAEL L DOLLINGER	JOHN L DEMARCO	MICHAEL L DOLLINGER	JOHN L DEMARCO	SCATTER	BLANK AND VOID
			LBT	LBT	IND	IND	SAM	SAM		
Ogden										
	1	498	3	2	3	8	0	0	0	48
	2	538	2	1	14	11	1	0	0	35
	3	748	8	2	9	8	1	1	0	39
	4	468	1	2	9	6	0	0	0	36
	5	440	0	0	9	7	0	0	0	27
	6	558	0	0	10	4	0	0	0	54
	7	358	6	3	6	9	0	1	0	21
	8	534	3	1	2	3	0	0	0	42
	9	484	6	4	10	4	1	0	0	47
	10	480	5	4	4	5	0	0	0	47
	11	552	2	1	7	10	0	0	0	53
	12	650	4	6	13	9	0	0	0	60
	13	514	4	3	9	8	0	0	0	30
	14	392	3	2	10	9	0	0	0	21
	15	706	4	2	9	8	0	0	0	76
	16	342	2	4	3	0	0	0	0	22
	17	438	7	5	3	5	0	1	0	38
	18	618	7	5	5	7	0	1	0	63
	19	594	3	2	11	7	0	1	2	31
	20	668	6	6	12	7	0	0	0	72
Ogden		10,580	76	55	158	135	3	5	2	862
Parma										
	1	582	5	4	14	13	0	0	0	49
	2	640	7	5	7	9	1	1	0	36
	3	462	3	2	8	7	0	0	0	41
	4	508	4	1	10	7	0	0	0	49
	5	366	2	1	5	8	0	0	0	45
	6	230	3	1	2	2	1	1	0	28
	7	476	5	5	4	4	0	0	0	50
	8	688	3	0	5	5	0	0	0	56
	9	512	3	2	8	7	0	0	0	49
	10	504	3	0	6	5	0	0	0	49
	11	602	8	5	6	6	1	0	0	47
	12	500	4	3	4	4	2	0	0	38

COUNTY COURT JUDGE
(VOTE FOR 2)
DETAIL
PART 2 OF 2

LEGISLATIVE DISTRICT OR TOWN	ELECTION DISTRICT	TOTAL VOTES	MICHAEL L DOLLINGER	JOHN L DEMARCO	MICHAEL L DOLLINGER	JOHN L DEMARCO	MICHAEL L DOLLINGER	JOHN L DEMARCO	SCATTER	BLANK AND VOID
			LBT	LBT	IND	IND	SAM	SAM		
Parma										
	13	902	5	4	15	10	1	0	0	99
	14	352	2	0	5	8	0	0	0	57
	15	548	6	5	11	5	1	1	0	50
Parma		7,872	63	38	110	100	7	3	0	743
Penfield										
	1	246	1	1	5	1	0	0	0	18
	2	612	11	5	12	7	1	1	0	66
	3	534	4	2	5	5	0	0	0	37
	4	762	5	3	8	5	1	0	0	60
	5	584	3	1	10	9	0	0	0	43
	6	436	3	3	5	4	1	0	0	25
	7	570	5	4	15	13	1	0	0	49
	8	304	3	3	4	4	0	0	1	22
	9	702	3	0	11	8	0	1	0	38
	10	432	1	0	5	5	0	0	0	38
	11	294	6	5	6	4	0	1	0	28
	12	600	5	3	7	5	0	0	0	61
	13	670	5	1	5	3	1	1	0	94
	14	696	4	2	11	11	1	0	0	54
	15	794	6	1	13	12	0	0	0	61
	16	302	1	0	7	2	0	0	0	19
	17	584	2	3	11	7	1	0	0	34
	18	442	7	4	6	7	0	0	0	19
	19	840	5	6	16	13	2	1	0	56
	20	630	5	3	12	12	1	1	0	39
	21	622	7	4	7	9	0	0	0	29
	22	564	7	4	7	5	0	1	0	44
	23	790	7	2	11	10	0	1	0	36
	24	720	11	4	15	5	2	1	0	41
	25	444	3	0	7	4	0	0	0	45
	26	318	3	2	2	3	1	0	0	21
	27	650	8	6	12	6	1	0	0	37
	28	426	3	2	5	3	2	0	0	41
	29	718	5	2	6	10	1	2	1	34

COUNTY COURT JUDGE
(VOTE FOR 2)
DETAIL
PART 2 OF 2

LEGISLATIVE DISTRICT OR TOWN	ELECTION DISTRICT	TOTAL VOTES	MICHAEL L DOLLINGER	JOHN L DEMARCO	MICHAEL L DOLLINGER	JOHN L DEMARCO	MICHAEL L DOLLINGER	JOHN L DEMARCO	SCATTER	BLANK AND VOID
			LBT	LBT	IND	IND	SAM	SAM		
Penfield										
	30	1,090	6	6	11	15	2	0	0	99
	31	354	2	1	2	5	0	0	0	16
	32	368	1	0	5	7	0	0	0	14
	33	536	4	4	15	7	1	1	0	41
	34	454	0	0	2	4	0	0	0	42
	35	816	7	10	15	8	0	0	0	63
	36	582	6	4	6	4	1	0	0	36
	37	1,030	2	1	18	14	3	3	0	82
	38	376	10	3	2	4	0	0	0	24
	39	424	6	4	6	5	0	0	0	19
	40	646	1	0	10	10	1	0	0	54
	41	828	5	5	16	15	0	0	0	54
	42	506	5	4	13	11	0	0	0	48
		24,296	194	118	367	301	25	15	2	1,781
Penfield										
Perinton										
	1	860	7	3	12	12	0	0	0	43
	2	640	2	5	9	7	0	0	0	47
	3	498	3	1	7	4	0	0	0	37
	4	562	2	0	6	4	0	1	0	53
	5	294	4	1	7	4	1	0	0	29
	6	546	15	10	11	3	0	0	0	40
	7	690	13	9	15	8	0	0	0	45
	8	554	3	2	7	4	0	0	0	31
	9	746	6	4	14	8	1	1	0	47
	10	706	5	3	15	15	0	0	0	62
	11	388	2	2	4	4	1	0	0	24
	12	528	2	1	5	8	1	1	0	37
	13	498	2	0	7	6	0	0	0	39
	14	610	8	4	7	2	0	0	0	49
	15	518	4	0	12	4	1	1	0	29
	16	444	2	2	2	2	1	0	0	29
	17	586	2	1	7	3	1	2	0	40
	18	576	5	3	5	3	0	0	0	49
	19	556	6	2	9	4	0	0	0	18

COUNTY COURT JUDGE
(VOTE FOR 2)
DETAIL
PART 2 OF 2

LEGISLATIVE DISTRICT OR TOWN	ELECTION DISTRICT	TOTAL VOTES	MICHAEL L DOLLINGER	JOHN L DEMARCO	MICHAEL L DOLLINGER	JOHN L DEMARCO	MICHAEL L DOLLINGER	JOHN L DEMARCO	SCATTER	BLANK AND VOID
			LBT	LBT	IND	IND	SAM	SAM		
Perinton	20	524	2	2	5	7	0	0	0	38
	21	704	6	8	11	10	0	0	0	54
	22	420	0	3	4	2	1	0	0	29
	23	846	5	3	12	14	1	1	0	28
	24	854	7	2	8	14	0	0	0	59
	25	492	1	1	8	6	0	0	0	37
	26	646	6	3	15	13	0	0	0	41
	27	484	4	1	10	5	0	0	0	26
	28	496	3	5	7	3	0	0	0	23
	29	356	4	0	2	2	0	0	0	36
	30	540	2	3	15	8	1	0	0	39
	31	656	7	6	7	7	0	1	0	44
	32	446	3	3	8	5	0	0	0	30
	33	664	6	3	11	8	2	0	0	40
	34	794	6	3	13	9	2	1	0	73
	35	514	10	6	3	7	0	0	0	26
	36	278	3	2	4	3	0	0	0	14
	37	642	5	2	9	4	0	0	0	33
	38	874	6	3	10	4	3	5	0	79
	39	690	6	4	10	13	1	1	0	36
	40	450	3	4	3	4	2	0	0	33
	41	390	2	2	6	10	1	0	0	38
	42	514	7	4	6	5	0	0	0	36
	43	1,036	6	3	17	11	0	0	0	75
	44	512	5	3	9	8	0	0	0	35
	45	1,052	10	5	12	12	0	0	0	56
	46	286	4	1	4	3	0	0	0	19
	47	622	6	4	16	9	2	2	0	53
	48	430	4	5	4	3	1	1	0	21
	49	496	3	3	8	8	0	1	0	20
	50	146	3	0	2	1	0	0	0	4
	51	742	6	2	14	9	0	0	0	30
	52	648	8	3	7	5	1	0	0	40
	53	482	13	3	11	8	0	2	0	21

COUNTY COURT JUDGE
(VOTE FOR 2)
DETAIL
PART 2 OF 2

LEGISLATIVE DISTRICT OR TOWN	ELECTION DISTRICT	TOTAL VOTES	MICHAEL L DOLLINGER	JOHN L DEMARCO	MICHAEL L DOLLINGER	JOHN L DEMARCO	MICHAEL L DOLLINGER	JOHN L DEMARCO	SCATTER	BLANK AND VOID
			LBT	LBT	IND	IND	SAM	SAM		
Perinton										
	54	968	6	5	9	10	0	0	0	73
	55	602	3	2	14	11	0	0	0	17
	56	904	3	4	8	7	1	0	0	66
Perinton		33,000	277	169	483	373	26	21	0	2,170
Pittsford										
	1	504	6	1	4	3	3	0	0	39
	2	612	7	3	2	8	0	0	0	42
	3	954	11	3	9	6	0	0	0	74
	4	696	3	4	8	9	2	0	0	36
	5	466	6	1	7	3	0	0	1	21
	6	348	2	1	4	3	1	1	0	36
	7	276	0	1	5	4	0	0	0	16
	8	550	7	2	7	5	0	0	0	41
	9	618	3	3	9	7	0	2	0	40
	10	702	6	3	7	6	0	0	0	36
	11	498	5	4	7	6	1	0	0	28
	12	594	4	7	10	11	0	0	0	35
	13	452	7	6	9	8	0	1	0	23
	14	748	2	4	10	7	0	0	0	44
	15	306	3	1	5	2	0	0	0	23
	16	480	3	3	10	6	1	0	0	40
	17	704	4	1	6	5	0	0	0	50
	18	398	1	1	2	2	0	0	0	39
	19	406	5	4	1	1	0	0	0	32
	20	600	7	4	6	4	1	0	0	38
	21	536	1	1	4	7	0	0	0	32
	22	782	5	1	6	5	1	0	0	41
	23	482	1	2	7	6	0	0	0	29
	24	696	2	1	3	4	0	2	0	56
	25	720	6	3	10	7	0	0	0	53
	26	550	4	4	10	7	1	0	0	24
	27	528	1	2	5	6	0	0	0	32
	28	538	3	1	4	7	2	2	0	40
	29	580	3	3	11	6	0	0	0	47

COUNTY COURT JUDGE
(VOTE FOR 2)
DETAIL
PART 2 OF 2

LEGISLATIVE DISTRICT OR TOWN	ELECTION DISTRICT	TOTAL VOTES	MICHAEL L DOLLINGER	JOHN L DEMARCO	MICHAEL L DOLLINGER	JOHN L DEMARCO	MICHAEL L DOLLINGER	JOHN L DEMARCO	SCATTER	BLANK AND VOID
			LBT	LBT	IND	IND	SAM	SAM		
Webster										
	1	572	1	2	9	4	1	0	0	42
	2	642	7	3	7	8	0	0	0	41
	3	736	6	6	19	12	0	1	0	60
	4	272	4	5	6	5	0	0	0	21
	5	598	5	2	13	10	1	0	0	56
	6	386	4	2	5	3	0	0	0	32
	7	594	1	1	6	4	0	0	0	69
	8	514	2	1	5	6	0	0	0	35
	9	564	4	3	6	5	0	0	1	49
	10	1,210	8	4	22	20	2	0	0	119
	11	590	7	5	9	11	0	0	2	51
	12	766	9	5	12	14	0	1	0	53
	13	524	4	4	6	7	0	1	0	45
	14	504	4	2	5	8	1	2	0	46
	15	392	3	3	4	4	1	0	0	34
	16	680	2	2	11	6	1	0	0	58
	17	538	5	5	16	8	0	0	0	39
	18	388	4	3	11	8	0	0	0	25
	19	870	5	2	16	11	0	0	0	73
	20	900	15	5	13	15	0	0	0	55
	21	700	3	1	11	10	0	1	0	55
	22	622	6	1	7	8	0	0	0	82
	23	500	5	3	8	3	2	1	0	27
	24	1,488	13	8	17	19	0	0	0	147
	25	272	6	2	4	3	0	1	0	16
	26	566	1	2	8	8	0	0	0	44
	27	1,062	11	3	18	12	0	0	0	79
	28	538	4	3	12	4	1	0	0	58
	29	418	5	2	4	5	1	0	0	31
	30	338	1	3	9	3	0	0	0	40
	31	722	3	2	10	12	0	1	0	66
	32	830	4	0	12	10	0	0	0	62
	33	620	6	2	9	6	0	0	0	53
	34	306	2	3	3	4	0	0	0	31

COUNTY COURT JUDGE
(VOTE FOR 2)
DETAIL
PART 2 OF 2

LEGISLATIVE DISTRICT OR TOWN	ELECTION DISTRICT	TOTAL VOTES	MICHAEL L DOLLINGER	JOHN L DEMARCO	MICHAEL L DOLLINGER	JOHN L DEMARCO	MICHAEL L DOLLINGER	JOHN L DEMARCO	SCATTER	BLANK AND VOID
			LBT	LBT	IND	IND	SAM	SAM		
Webster										
	35	412	0	1	1	4	0	0	0	27
	36	430	4	4	8	6	0	0	0	39
	37	1,018	8	1	12	11	0	1	0	102
	38	590	1	2	11	7	0	0	1	79
	39	646	5	2	15	13	1	1	0	72
	40	1,116	9	7	16	16	0	0	0	113
	41	838	3	1	17	13	0	0	0	54
	42	678	5	4	11	11	0	0	0	83
	43	408	4	1	3	4	0	0	0	36
Webster		27,358	209	123	427	361	12	11	4	2,399
Wheatland										
	1	498	7	4	4	3	1	0	0	41
	2	484	3	1	5	5	0	0	0	67
	3	526	10	4	9	11	1	0	0	47
	4	424	5	4	3	2	0	0	0	55
	5	598	6	8	4	1	0	0	0	66
Wheatland		2,530	31	21	25	22	2	0	0	276
TOWNS		303,182	2,390	1,494	4,387	3,491	234	153	47	26,274
GRAND TOTAL:		365,664	2,907	1,801	5,056	3,934	300	188	66	35,781

DISTRICT ATTORNEY
SUMMARY

LEGISLATIVE DISTRICT OR TOWN	ELECTION DISTRICT	TOTAL VOTES	SHANI C MITCHELL	SANDRA J DOORLEY	SANDRA J DOORLEY	SHANI C MITCHELL	SANDRA J DOORLEY	SANDRA J DOORLEY	SCATTER	BLANK AND VOID
			DEM	REP	CON	WOR	LBT	IND		
Leg. Dist. 07		477	188	197	29	17	8	18	0	20
Leg. Dist. 16		9	4	4	0	0	0	1	0	0
Leg. Dist. 21		4,264	2,810	774	149	248	56	96	3	128
Leg. Dist. 22		2,179	1,743	174	40	65	12	15	0	130
Leg. Dist. 23		5,443	3,200	1,326	220	316	86	167	3	125
Leg. Dist. 24		3,398	2,249	589	90	267	51	66	3	83
Leg. Dist. 25		3,430	2,550	349	54	157	28	64	2	226
Leg. Dist. 26		2,731	1,261	929	187	90	55	93	1	115
Leg. Dist. 27		4,396	3,432	478	106	138	36	45	1	160
Leg. Dist. 28		2,110	1,360	433	84	90	24	35	0	84
Leg. Dist. 29		2,804	1,904	489	94	88	26	46	1	156
CITY		31,241	20,701	5,742	1,053	1,476	382	646	14	1,227
Brighton		10,403	5,819	3,070	485	390	145	279	5	210
Chili		7,941	2,411	3,851	936	190	101	292	1	159
Clarkson		1,944	493	990	261	38	37	74	1	50
East Rochester		1,482	541	608	120	53	23	58	0	79
Gates		6,860	2,309	3,335	583	137	62	217	1	216
Greece		23,021	6,513	11,801	2,612	484	252	823	6	530
Hamlin		2,382	451	1,296	341	54	43	85	0	112
Henrietta		10,125	4,224	4,054	867	258	146	333	3	240
Irondequoit		15,485	6,245	6,463	1,170	416	192	575	3	421
Mendon		3,083	1,132	1,319	324	63	58	108	0	79
Ogden		5,290	1,267	2,836	699	99	63	203	1	122
Parma		3,936	770	2,255	557	69	50	151	0	84
Penfield		12,148	4,325	5,591	1,097	258	159	465	5	248
Perinton		16,500	6,208	7,464	1,389	318	238	570	3	310
Pittsford		9,981	4,212	4,302	626	169	137	345	0	190
Riga		1,797	368	1,031	262	26	22	59	0	29
Rush		1,451	414	695	162	37	28	72	0	43
Sweden		2,818	922	1,247	340	78	35	109	1	86
Webster		13,679	4,154	6,893	1,379	247	172	509	4	321
Wheatland		1,265	376	609	160	34	20	42	0	24
TOWNS		151,591	53,154	69,710	14,370	3,418	1,983	5,369	34	3,553
GRAND TOTAL:		182,832	73,855	75,452	15,423	4,894	2,365	6,015	48	4,780

DISTRICT ATTORNEY
DETAIL

LEGISLATIVE DISTRICT OR TOWN	ELECTION DISTRICT	TOTAL VOTES	SHANI C MITCHELL	SANDRA J DOORLEY	SANDRA J DOORLEY	SHANI C MITCHELL	SANDRA J DOORLEY	SANDRA J DOORLEY	SCATTER	BLANK AND VOID
			DEM	REP	CON	WOR	LBT	IND		
Leg. Dist. 07										
	1	297	95	149	18	8	5	13	0	9
	2	180	93	48	11	9	3	5	0	11
Leg. Dist. 07		477	188	197	29	17	8	18	0	20
Leg. Dist. 16										
	1	9	4	4	0	0	0	1	0	0
Leg. Dist. 16		9	4	4	0	0	0	1	0	0
Leg. Dist. 21										
	1	217	121	47	10	20	5	8	0	6
	2	178	106	34	9	18	2	5	0	4
	3	103	64	21	9	3	0	0	0	6
	4	104	70	16	2	5	2	4	0	5
	5	133	83	21	2	14	4	5	0	4
	6	183	127	34	3	9	3	3	0	4
	7	296	188	64	5	15	2	11	0	11
	8/26	169	111	20	6	14	5	5	0	8
	9	235	150	59	5	12	2	4	0	3
	10	306	193	71	12	11	2	12	0	5
	11	137	106	16	5	3	1	2	0	4
	12	338	201	83	10	17	8	5	0	14
	13	127	91	13	3	12	2	4	0	2
	14	81	52	15	4	6	1	0	0	3
	15	242	159	42	16	10	4	3	0	8
	16	76	50	18	2	2	0	0	0	4
	17	165	121	19	4	13	1	2	1	4
	18	110	81	15	3	3	1	1	0	6
	19	72	59	7	2	2	0	0	0	2
	20	114	67	25	2	13	2	2	1	2
	21	116	85	17	5	5	0	1	0	3
	22	147	111	11	8	6	1	3	0	7
	23	140	92	25	8	9	1	4	0	1
	24	274	159	63	13	14	7	10	1	7
	25	123	99	11	1	8	0	2	0	2
	27	78	64	7	0	4	0	0	0	3
Leg. Dist. 21		4,264	2,810	774	149	248	56	96	3	128
Leg. Dist. 22										
	1	143	119	11	3	2	1	1	0	6
	2/13	83	72	1	2	4	0	0	0	4

DISTRICT ATTORNEY
DETAIL

LEGISLATIVE DISTRICT OR TOWN	ELECTION DISTRICT	TOTAL VOTES	SHANI C MITCHELL	SANDRA J DOORLEY	SANDRA J DOORLEY	SHANI C MITCHELL	SANDRA J DOORLEY	SANDRA J DOORLEY	SCATTER	BLANK AND VOID
			DEM	REP	CON	WOR	LBT	IND		
Leg. Dist. 22	3	69	45	3	4	1	0	0	0	16
	4	41	31	4	0	4	0	0	0	2
	5	75	66	1	2	1	1	0	0	4
	6	106	92	3	2	2	0	0	0	7
	7	47	36	4	0	0	0	0	0	7
	8	99	78	10	3	5	1	0	0	2
	9	56	48	3	0	1	0	1	0	3
	10	71	67	3	1	0	0	0	0	0
	11	148	118	6	3	10	0	1	0	10
	12	78	67	2	1	1	0	0	0	7
	14	86	68	10	1	3	0	0	0	4
	15	80	67	6	1	3	0	0	0	3
	16	34	27	4	0	0	0	0	0	3
	17	44	38	1	2	1	0	0	0	2
	18	65	51	5	0	0	1	1	0	7
	19	44	38	2	1	1	0	0	0	2
	20	59	50	3	2	0	0	1	0	3
	21	46	40	1	1	0	0	0	0	4
	22	105	84	7	1	6	1	1	0	5
	23	57	50	5	0	0	0	0	0	2
	24	93	80	7	2	1	0	0	0	3
	25	268	173	49	7	11	5	7	0	16
	26	78	55	17	1	2	1	1	0	1
	27	104	83	6	0	6	1	1	0	7
Leg. Dist. 22		2,179	1,743	174	40	65	12	15	0	130
Leg. Dist. 23	1	86	49	23	5	5	1	3	0	0
	2	160	106	23	3	18	5	3	0	2
	3	133	89	21	2	12	1	2	0	6
	4	288	176	66	13	7	10	9	1	6
	5	107	74	19	2	9	0	2	0	1
	6	105	64	26	5	6	1	0	0	3
	7	202	121	36	8	19	3	11	0	4
	8	197	125	40	6	14	4	6	0	2
	9	143	82	35	7	12	1	5	0	1
	10	144	91	29	6	12	2	2	0	2
	11	206	124	60	3	11	1	4	0	3

DISTRICT ATTORNEY
DETAIL

LEGISLATIVE DISTRICT OR TOWN	ELECTION DISTRICT	TOTAL VOTES	SHANI C MITCHELL DEM	SANDRA J DOORLEY REP	SANDRA J DOORLEY CON	SHANI C MITCHELL WOR	SANDRA J DOORLEY LBT	SANDRA J DOORLEY IND	SCATTER	BLANK AND VOID
Leg. Dist. 23										
	12	251	147	62	14	12	2	7	0	7
	13	179	102	47	10	7	1	7	0	5
	14	169	110	33	3	13	3	2	0	5
	15	125	69	30	3	16	2	2	0	3
	16	96	51	32	4	6	0	2	0	1
	17	258	162	51	11	16	4	5	0	9
	18	410	218	122	20	21	5	12	0	12
	19	210	119	57	11	9	2	5	2	5
	20	240	150	52	7	16	5	8	0	2
	21	206	116	59	9	8	3	6	0	5
	22	167	105	43	2	5	1	8	0	3
	23/29	133	84	19	5	11	5	5	0	4
	24	184	92	60	4	6	4	9	0	9
	25	338	171	102	20	18	6	16	0	5
	26	344	169	115	18	8	10	14	0	10
	27	174	105	38	13	4	1	8	0	5
	28	188	129	26	6	15	3	4	0	5
Leg. Dist. 23		5,443	3,200	1,326	220	316	86	167	3	125
Leg. Dist. 24										
	1	288	174	46	10	37	2	11	0	8
	2/23	236	155	48	6	18	2	5	0	2
	3/22	216	149	25	11	17	6	6	0	2
	4	262	177	38	3	24	8	6	0	6
	5	197	124	39	9	14	4	4	1	2
	6	144	100	26	2	7	1	3	0	5
	7/19	129	73	40	5	5	1	2	0	3
	8	132	87	29	2	6	4	1	0	3
	9	111	53	40	6	4	2	3	1	2
	10	293	209	30	7	33	1	4	0	9
	11/12	98	70	19	4	2	1	0	0	2
	13	209	153	25	1	21	3	3	0	3
	14/20/21	326	232	37	5	29	8	5	0	10
	15	253	168	41	11	18	3	3	1	8
	16	219	141	41	5	20	2	2	0	8
	17	73	40	22	1	1	1	3	0	5
	18	189	129	37	2	10	1	5	0	5
	24	23	15	6	0	1	1	0	0	0

DISTRICT ATTORNEY
DETAIL

LEGISLATIVE DISTRICT OR TOWN	ELECTION DISTRICT	TOTAL VOTES	SHANI C MITCHELL	SANDRA J DOORLEY	SANDRA J DOORLEY	SHANI C MITCHELL	SANDRA J DOORLEY	SANDRA J DOORLEY	SCATTER	BLANK AND VOID
			DEM	REP	CON	WOR	LBT	IND		
Leg. Dist. 24		3,398	2,249	589	90	267	51	66	3	83
Leg. Dist. 25	1	232	166	36	6	7	3	5	0	9
	2	148	120	4	1	5	2	2	0	14
	3	211	160	20	5	5	1	1	0	19
	4/14/24	217	137	38	3	15	3	5	0	16
	5	151	132	5	0	3	1	0	0	10
	6	145	101	20	1	16	1	1	0	5
	7	160	126	6	3	7	1	2	0	15
	8	171	140	8	2	9	2	4	0	6
	9	62	54	4	1	0	0	0	0	3
	10	199	139	24	3	12	2	4	0	15
	11	62	50	1	0	0	0	2	0	9
	12/28	177	106	24	4	30	3	4	0	6
	13	110	95	1	0	4	0	2	0	8
	15	112	97	3	1	2	0	0	0	9
	16	93	67	15	2	2	1	1	0	5
	17	83	75	3	0	0	0	0	0	5
	18	181	142	18	1	5	1	3	0	11
	19	70	44	18	3	0	1	3	0	1
	20	88	55	20	1	1	2	3	0	6
	21	87	66	11	1	0	0	2	0	7
	22	140	107	9	4	7	0	5	1	7
	23	19	19	0	0	0	0	0	0	0
	25	266	183	25	7	10	4	7	0	30
	26/27	89	57	17	1	5	0	2	1	6
	29/30	157	112	19	4	12	0	6	0	4
Leg. Dist. 25		3,430	2,550	349	54	157	28	64	2	226
Leg. Dist. 26	1	313	127	122	32	7	7	10	0	8
	2	124	58	39	14	3	0	5	0	5
	3	91	42	33	4	4	1	2	0	5
	4	153	51	56	15	8	5	9	0	9
	5	132	60	37	13	7	3	4	0	8
	6	125	86	20	4	4	1	1	0	9
	7	124	58	47	8	5	1	2	0	3
	8	133	92	30	4	2	0	2	0	3
	9	172	95	46	10	3	8	5	0	5

DISTRICT ATTORNEY
DETAIL

LEGISLATIVE DISTRICT OR TOWN	ELECTION DISTRICT	TOTAL VOTES	SHANI C MITCHELL	SANDRA J DOORLEY	SANDRA J DOORLEY	SHANI C MITCHELL	SANDRA J DOORLEY	SANDRA J DOORLEY	SCATTER	BLANK AND VOID
			DEM	REP	CON	WOR	LBT	IND		
Leg. Dist. 28										
	1	126	94	21	5	1	0	1	0	4
	2	70	45	11	6	6	2	0	0	0
	3	71	53	12	1	1	0	1	0	3
	4	88	51	16	4	5	1	2	0	9
	5	68	43	19	3	2	0	0	0	1
	6	214	136	55	7	7	2	6	0	1
	7/17	236	147	59	11	5	3	3	0	8
	8	98	67	9	4	1	3	1	0	13
	9	133	87	26	6	9	1	1	0	3
	10	44	27	10	1	5	0	0	0	1
	11	89	60	19	2	2	2	2	0	2
	12	63	42	12	2	1	0	1	0	5
	13	118	76	22	5	7	1	2	0	5
	14	87	54	21	5	3	1	1	0	2
	15	40	27	6	2	1	1	1	0	2
	16	94	61	16	1	9	1	2	0	4
	18	95	69	15	4	3	2	0	0	2
	19	2	0	0	0	1	0	0	0	1
	20	155	82	44	8	7	1	5	0	8
	21	161	97	31	7	14	3	6	0	3
	22	58	42	9	0	0	0	0	0	7
Leg. Dist. 28		2,110	1,360	433	84	90	24	35	0	84
Leg. Dist. 29										
	1/2	50	37	6	1	1	0	0	0	5
	3/8	39	31	6	0	0	0	0	0	2
	4	155	97	34	6	9	3	5	0	1
	5	123	76	28	7	3	1	2	0	6
	6	84	57	21	1	2	0	0	0	3
	7	123	61	35	5	9	3	6	0	4
	9	211	132	44	8	9	3	4	1	10
	10	165	118	32	4	4	0	1	0	6
	11	109	70	22	8	1	1	3	0	4
	12	135	98	15	8	4	3	1	0	6
	13	58	46	4	2	2	0	1	0	3
	14	46	34	5	2	4	0	0	0	1
	15	95	72	15	1	1	0	0	0	6
	16	35	28	5	1	0	0	0	0	1

DISTRICT ATTORNEY
DETAIL

LEGISLATIVE DISTRICT OR TOWN	ELECTION DISTRICT	TOTAL VOTES	SHANI C MITCHELL	SANDRA J DOORLEY	SANDRA J DOORLEY	SHANI C MITCHELL	SANDRA J DOORLEY	SANDRA J DOORLEY	SCATTER	BLANK AND VOID
			DEM	REP	CON	WOR	LBT	IND		
Leg. Dist. 29										
	17	99	49	31	6	2	5	2	0	4
	18	174	98	50	6	9	3	4	0	4
	19	74	54	9	1	3	2	1	0	4
	20	163	141	9	2	8	0	0	0	3
	21	162	99	33	10	6	2	6	0	6
	22	84	67	5	1	0	0	2	0	9
	23	155	95	15	1	0	0	0	0	44
	24	180	140	21	4	4	0	2	0	9
	25/28	238	162	41	8	7	0	6	0	14
	26	47	42	3	1	0	0	0	0	1
Leg. Dist. 29		2,804	1,904	489	94	88	26	46	1	156
CITY Brighton		31,241	20,701	5,742	1,053	1,476	382	646	14	1,227
	1	295	184	67	14	16	2	7	1	4
	2	173	75	61	22	8	4	2	0	1
	3	241	116	95	10	5	2	4	0	9
	4	265	169	59	7	12	5	9	0	4
	5	271	171	60	5	15	7	3	0	10
	6	348	175	122	21	14	4	6	0	6
	7	210	110	67	8	11	3	8	0	3
	8	245	98	122	8	2	1	10	0	4
	9	240	137	49	18	16	5	10	1	4
	10	306	179	87	15	10	3	9	0	3
	11	319	162	90	19	20	11	11	0	6
	12	349	220	82	16	12	3	10	0	6
	13	189	102	58	8	10	4	2	0	5
	14	154	111	24	3	11	1	2	0	2
	15	204	112	60	14	0	3	8	0	7
	16	190	58	99	19	1	3	4	0	6
	17	151	90	47	4	2	1	2	0	5
	18	246	147	68	4	15	2	9	0	1
	19	162	98	38	11	5	2	4	0	4
	20	147	91	31	9	9	2	2	0	3
	21	222	131	58	6	10	3	7	0	7
	22	227	124	72	13	6	3	5	1	3
	23	209	120	52	15	3	5	7	0	7

DISTRICT ATTORNEY
DETAIL

LEGISLATIVE DISTRICT OR TOWN	ELECTION DISTRICT	TOTAL VOTES	SHANI C MITCHELL	SANDRA J DOORLEY	SANDRA J DOORLEY	SHANI C MITCHELL	SANDRA J DOORLEY	SANDRA J DOORLEY	SCATTER	BLANK AND VOID
			DEM	REP	CON	WOR	LBT	IND		
Brighton										
	24	290	131	115	17	10	1	6	0	10
	25	207	118	54	4	16	3	9	0	3
	26	176	85	67	6	8	6	4	0	0
	27	191	113	53	8	5	2	8	0	2
	28	297	151	99	8	20	4	9	0	6
	29	140	63	56	9	0	1	8	0	3
	30	438	258	129	12	15	1	6	1	16
	31	232	151	53	5	9	2	7	0	5
	32	291	157	81	21	16	4	6	0	6
	33	256	153	71	8	8	3	7	0	6
	34	246	141	72	16	9	2	6	0	0
	35	181	112	43	9	7	3	5	0	2
	36	177	116	34	12	6	1	5	0	3
	37	178	111	38	10	5	2	7	0	5
	38	268	162	72	12	9	7	2	0	4
	39	210	103	79	9	7	4	8	0	0
	40	359	225	89	11	10	5	11	1	7
	41	239	142	69	5	7	5	9	0	2
	42	93	49	38	3	0	1	1	0	1
	43	214	114	74	9	3	6	5	0	3
	44	80	39	23	4	1	0	3	0	10
	45	139	71	47	9	3	2	5	0	2
	46	138	74	46	9	3	1	1	0	4
		<u>10,403</u>	<u>5,819</u>	<u>3,070</u>	<u>485</u>	<u>390</u>	<u>145</u>	<u>279</u>	<u>5</u>	<u>210</u>
Brighton										
Chili										
	1	203	63	92	32	4	1	11	0	0
	2	319	60	181	41	10	4	13	0	10
	3	251	101	102	29	11	2	5	0	1
	4	170	47	84	22	7	0	8	0	2
	5	215	68	103	31	2	3	4	0	4
	6	228	61	116	22	5	4	16	0	4
	7	138	62	48	8	5	4	8	0	3
	8	242	60	136	30	4	1	7	0	4
	9	246	79	109	30	9	1	10	0	8
	10	157	39	71	31	4	2	4	0	6
	11	241	66	109	34	8	4	13	0	7
	12	243	77	117	26	7	1	11	0	4

DISTRICT ATTORNEY
DETAIL

LEGISLATIVE DISTRICT OR TOWN	ELECTION DISTRICT	TOTAL VOTES	SHANI C MITCHELL	SANDRA J DOORLEY	SANDRA J DOORLEY	SHANI C MITCHELL	SANDRA J DOORLEY	SANDRA J DOORLEY	SCATTER	BLANK AND VOID
			DEM	REP	CON	WOR	LBT	IND		
Chili										
	13	343	78	191	42	9	6	12	0	5
	14	241	57	125	39	2	1	14	0	3
	15	209	50	105	30	4	5	11	0	4
	16	446	121	246	49	8	5	8	0	9
	17	610	161	347	56	7	10	11	0	18
	18	234	67	120	26	6	4	6	0	5
	19	258	75	146	20	5	0	9	0	3
	20	322	117	134	39	12	4	10	0	6
	21	175	58	92	12	1	3	6	0	3
	22	212	116	66	15	2	2	8	0	3
	23	192	51	100	20	8	2	6	0	5
	24	451	162	198	49	11	4	18	1	8
	25	177	81	63	18	5	5	3	0	2
	26	283	59	142	43	3	7	21	0	8
	27	213	65	102	30	4	4	6	0	2
	28	183	78	64	22	4	3	7	0	5
	29	181	55	87	21	6	2	6	0	4
	30	101	33	41	15	5	1	4	0	2
	31	231	79	105	21	5	3	10	0	8
	32	226	65	109	33	7	3	6	0	3
		<u>7,941</u>	<u>2,411</u>	<u>3,851</u>	<u>936</u>	<u>190</u>	<u>101</u>	<u>292</u>	<u>1</u>	<u>159</u>
Chili										
Clarkson										
	1	371	88	201	55	5	2	13	0	7
	2	56	11	30	10	1	2	1	0	1
	3	313	102	150	35	5	4	9	0	8
	4	432	82	254	51	10	6	16	1	12
	5	511	143	234	68	15	16	22	0	13
	6	261	67	121	42	2	7	13	0	9
		<u>1,944</u>	<u>493</u>	<u>990</u>	<u>261</u>	<u>38</u>	<u>37</u>	<u>74</u>	<u>1</u>	<u>50</u>
Clarkson										
East Rochester										
	1	224	69	109	16	6	3	10	0	11
	2	220	78	92	15	11	2	7	0	15
	3	228	63	100	37	7	6	7	0	8
	4	181	74	64	8	8	2	8	0	17
	5	173	72	66	12	10	4	5	0	4
	6	272	118	107	16	6	3	9	0	13
	7	184	67	70	16	5	3	12	0	11

DISTRICT ATTORNEY
DETAIL

LEGISLATIVE DISTRICT OR TOWN	ELECTION DISTRICT	TOTAL VOTES	SHANI C MITCHELL DEM	SANDRA J DOORLEY REP	SANDRA J DOORLEY CON	SHANI C MITCHELL WOR	SANDRA J DOORLEY LBT	SANDRA J DOORLEY IND	SCATTER	BLANK AND VOID
East Rochester		1,482	541	608	120	53	23	58	0	79
Gates										
	1	126	56	44	16	2	0	5	0	3
	2	171	61	83	8	5	2	2	0	10
	3	181	73	78	6	5	1	5	0	13
	4	211	67	114	16	5	2	3	0	4
	5	273	79	151	25	4	2	7	0	5
	6	218	96	90	11	4	3	9	0	5
	7	423	113	226	37	9	2	24	0	12
	8	185	39	118	15	2	1	5	0	5
	9	230	91	108	10	3	2	8	0	8
	10	116	46	52	13	0	2	1	0	2
	11	156	47	85	13	4	1	3	0	3
	12	131	50	65	7	1	1	5	0	2
	13	183	61	83	20	4	0	7	0	8
	14	157	57	74	9	3	0	1	0	13
	15	303	116	131	18	7	0	12	0	19
	16	172	73	71	15	2	2	2	0	7
	17	175	68	71	16	4	1	6	0	9
	18	218	57	115	29	4	4	3	0	6
	19	178	50	93	20	1	3	7	0	4
	20	177	55	84	20	3	2	11	0	2
	21	196	58	102	11	8	2	6	0	9
	22	170	61	75	19	1	2	9	0	3
	23	205	68	95	26	4	1	3	0	8
	24	405	159	177	36	11	3	11	1	7
	25	164	56	85	13	5	1	3	0	1
	26	264	62	147	32	6	3	11	0	3
	27	238	97	107	18	1	2	6	0	7
	28	146	38	86	6	3	3	4	0	6
	29	188	72	77	14	7	2	10	0	6
	30	130	38	69	13	0	1	4	0	5
	31	181	48	102	14	4	2	7	0	4
	32	225	72	108	25	3	4	10	0	3
	33	77	36	29	4	5	2	0	0	1
	34	157	56	73	13	2	2	3	0	8
	35	130	33	67	15	5	1	4	0	5
Gates		6,860	2,309	3,335	583	137	62	217	1	216

DISTRICT ATTORNEY
DETAIL

LEGISLATIVE DISTRICT OR TOWN	ELECTION DISTRICT	TOTAL VOTES	SHANI C MITCHELL DEM	SANDRA J DOORLEY REP	SANDRA J DOORLEY CON	SHANI C MITCHELL WOR	SANDRA J DOORLEY LBT	SANDRA J DOORLEY IND	SCATTER	BLANK AND VOID
Greece										
	1	191	66	94	21	5	2	2	0	1
	2	271	62	144	30	11	5	15	0	4
	3	151	47	79	13	4	0	3	0	5
	4	175	58	83	17	4	5	4	0	4
	5	124	57	44	16	3	2	2	0	0
	6	119	53	50	11	2	1	1	0	1
	7	181	55	87	20	5	2	7	0	5
	8	163	59	76	11	6	1	9	0	1
	9	173	63	74	13	9	3	6	0	5
	10	173	57	82	15	7	2	7	0	3
	11	73	24	34	5	3	1	3	0	3
	12	102	44	41	9	2	1	3	0	2
	13	151	50	67	20	2	6	3	0	3
	14	117	46	45	10	5	2	7	0	2
	15	177	39	104	18	3	2	4	1	6
	16	135	26	79	20	2	0	7	0	1
	17	286	76	157	25	4	2	13	0	9
	18	236	57	130	29	7	6	4	0	3
	19	161	60	72	13	4	2	5	0	5
	20	151	52	64	18	8	2	5	0	2
	21	152	63	59	16	3	2	7	0	2
	22	151	40	78	17	5	0	6	0	5
	23	288	93	138	22	8	4	10	0	13
	24	259	51	151	33	4	2	13	0	5
	25	182	69	71	24	6	2	7	0	3
	26	151	50	68	19	3	2	2	0	7
	27	269	85	116	42	8	1	7	0	10
	28	230	46	131	29	3	3	10	0	8
	29	177	55	100	13	1	3	3	0	2
	30	138	41	67	17	3	1	4	0	5
	31	173	44	88	25	2	2	7	0	5
	32	158	52	73	16	5	2	10	0	0
	33	237	63	124	26	4	1	13	0	6
	34	252	64	125	32	8	5	12	0	6
	35	211	59	100	32	6	2	10	0	2
	36	264	84	142	15	6	2	7	0	8
	37	161	45	73	26	1	4	9	0	3

DISTRICT ATTORNEY
DETAIL

LEGISLATIVE DISTRICT OR TOWN	ELECTION DISTRICT	TOTAL VOTES	SHANI C MITCHELL	SANDRA J DOORLEY	SANDRA J DOORLEY	SHANI C MITCHELL	SANDRA J DOORLEY	SANDRA J DOORLEY	SCATTER	BLANK AND VOID
			DEM	REP	CON	WOR	LBT	IND		
Greece										
	38	297	88	164	28	2	1	8	0	6
	39	149	39	70	25	2	5	5	0	3
	40	158	56	80	11	5	0	4	0	2
	41	227	71	95	28	9	4	7	0	13
	42	155	65	61	16	4	0	6	0	3
	43	203	58	94	32	2	2	11	0	4
	44	306	85	162	33	4	4	12	0	6
	45	337	73	207	36	2	4	12	0	3
	46	117	58	43	10	3	1	1	0	1
	47	207	60	86	45	5	1	6	0	4
	48	134	38	67	23	0	2	1	0	3
	49	136	39	66	23	2	0	4	0	2
	50	188	46	97	30	2	1	6	0	6
	51	123	40	59	17	2	1	3	0	1
	52	257	68	134	30	7	0	10	0	8
	53	148	52	70	14	1	0	5	0	6
	54	260	48	154	32	2	4	13	0	7
	55	160	36	87	22	0	2	5	0	8
	56	244	74	117	23	8	2	16	0	4
	57	177	48	97	14	3	1	8	0	6
	58	254	73	133	27	5	7	6	0	3
	59	111	69	26	8	2	1	4	0	1
	60	144	42	75	13	3	4	7	0	0
	61	180	59	84	20	6	1	8	0	2
	62	248	67	124	34	7	3	8	0	5
	63	205	73	89	19	5	8	8	0	3
	64	156	44	80	15	4	2	7	1	3
	65	205	57	120	14	2	3	3	0	6
	66	102	32	47	12	6	1	1	0	3
	67	182	35	105	28	5	3	2	0	4
	68	248	54	140	35	3	4	7	0	5
	69	141	48	68	17	2	4	2	0	0
	70	631	121	383	76	4	6	21	0	20
	71	247	82	120	27	5	2	5	0	6
	72	280	70	159	36	2	1	5	0	7
	73	104	31	45	16	5	1	3	0	3
	74	160	58	73	7	3	4	8	1	6

DISTRICT ATTORNEY
DETAIL

LEGISLATIVE DISTRICT OR TOWN	ELECTION DISTRICT	TOTAL VOTES	SHANI C MITCHELL DEM	SANDRA J DOORLEY REP	SANDRA J DOORLEY CON	SHANI C MITCHELL WOR	SANDRA J DOORLEY LBT	SANDRA J DOORLEY IND	SCATTER	BLANK AND VOID
Hamlin										
	1	206	57	97	23	6	4	13	0	6
	2	288	45	177	35	6	5	16	0	4
	3	262	47	147	41	3	4	8	0	12
	4	197	28	113	35	6	1	8	0	6
	5	235	53	112	44	6	2	3	0	15
	6	217	42	106	37	5	3	10	0	14
	7	358	74	200	39	9	11	7	0	18
	8	149	34	78	21	4	1	3	0	8
	9	140	21	82	17	4	1	9	0	6
	10	330	50	184	49	5	11	8	0	23
Hamlin		2,382	451	1,296	341	54	43	85	0	112
Henrietta										
	1	344	119	157	33	13	4	8	0	10
	2	222	77	100	24	7	4	7	0	3
	3	98	46	34	5	4	0	7	0	2
	4	253	146	74	7	9	2	6	0	9
	5	249	92	109	27	7	0	9	0	5
	6	238	79	104	22	8	3	13	0	9
	7	227	92	90	27	1	2	8	0	7
	8	241	108	92	17	8	3	8	0	5
	9	186	92	59	14	3	4	6	0	8
	10	229	83	108	24	5	0	5	0	4
	11	201	95	75	16	7	2	3	0	3
	12	243	88	104	23	3	6	13	0	6
	13	362	171	133	32	10	1	9	0	6
	14	201	85	78	19	3	6	3	0	7
	15	313	133	125	21	10	7	7	0	10
	16	151	74	56	9	5	1	4	0	2
	17	323	129	125	28	10	8	11	1	11
	18	307	120	135	22	6	6	11	0	7
	19	236	95	101	18	10	4	6	0	2
	20	372	155	149	35	6	3	15	0	9
	21	200	72	81	23	6	4	8	0	6
	22	421	161	180	46	6	4	14	0	10
	23	217	98	77	20	8	5	4	0	5
	24	264	130	88	20	7	6	9	0	4
	25	263	83	124	33	8	6	5	0	4

DISTRICT ATTORNEY
DETAIL

LEGISLATIVE DISTRICT OR TOWN	ELECTION DISTRICT	TOTAL VOTES	SHANI C MITCHELL	SANDRA J DOORLEY	SANDRA J DOORLEY	SHANI C MITCHELL	SANDRA J DOORLEY	SANDRA J DOORLEY	SCATTER	BLANK AND VOID
			DEM	REP	CON	WOR	LBT	IND		
Henrietta										
	26	527	182	259	46	7	5	18	0	10
	27	427	169	181	43	6	4	15	1	8
	28	347	117	169	33	5	5	8	0	10
	29	719	342	243	51	22	10	29	1	21
	30	543	259	195	45	13	11	13	0	7
	31	139	71	42	12	2	3	6	0	3
	32	439	207	159	23	11	3	27	0	9
	33	156	55	67	16	8	1	1	0	8
	34	141	66	46	8	9	2	5	0	5
	35	326	133	135	25	5	11	12	0	5
		10,125	4,224	4,054	867	258	146	333	3	240
Henrietta										
Irondequoit										
	1	305	123	120	28	12	1	9	0	12
	2	167	69	68	18	3	0	5	0	4
	3	269	111	103	16	5	7	19	0	8
	4	123	42	58	12	2	4	2	0	3
	5	204	95	78	10	6	4	6	1	4
	6	410	187	152	27	13	6	13	0	12
	7	372	131	158	45	12	1	14	1	10
	8	260	83	126	22	3	4	18	0	4
	9	261	78	148	16	3	1	9	0	6
	10	293	86	138	33	3	5	16	0	12
	11	131	55	52	7	4	3	7	0	3
	12	170	87	48	13	7	5	7	0	3
	13	333	165	121	12	14	3	12	0	6
	14	340	131	141	32	9	8	11	0	8
	15	326	108	160	23	9	1	16	0	9
	16	423	157	185	32	8	9	23	0	9
	17	168	74	55	22	4	3	2	0	8
	18	245	106	95	22	4	6	6	0	6
	19	291	178	74	18	9	1	4	0	7
	20	249	95	117	15	5	3	9	0	5
	21	266	122	98	14	7	4	13	0	8
	22	285	112	122	22	10	5	10	0	4
	23	231	102	89	14	7	3	10	0	6
	24	224	91	83	32	6	3	7	0	2
	25	222	88	93	23	6	2	8	0	2

DISTRICT ATTORNEY
DETAIL

LEGISLATIVE DISTRICT OR TOWN	ELECTION DISTRICT	TOTAL VOTES	SHANI C MITCHELL	SANDRA J DOORLEY	SANDRA J DOORLEY	SHANI C MITCHELL	SANDRA J DOORLEY	SANDRA J DOORLEY	SCATTER	BLANK AND VOID
			DEM	REP	CON	WOR	LBT	IND		
Irondequoit	26	146	75	45	8	5	3	1	0	9
	27	183	65	81	17	5	5	10	0	0
	28	202	55	109	18	4	3	5	0	8
	29	183	71	78	13	8	2	6	0	5
	30	228	87	105	11	10	3	7	0	5
	31	340	144	134	21	6	6	19	0	10
	32	234	109	85	18	8	2	10	0	2
	33	180	74	71	12	7	0	6	0	10
	34	350	129	165	27	7	1	10	0	11
	35	176	86	62	9	10	1	5	0	3
	36	129	55	49	10	4	0	5	1	5
	37	187	61	92	18	6	1	4	0	5
	38	112	55	38	2	6	0	5	0	6
	39	56	21	29	4	0	0	2	0	0
	40	171	66	66	13	4	5	8	0	9
	41	206	101	68	13	4	3	9	0	8
	42	271	91	126	21	11	4	15	0	3
	43	169	74	60	18	5	6	5	0	1
	44	462	156	241	25	7	1	20	0	12
	45	164	58	75	13	4	2	6	0	6
	46	221	85	111	10	3	3	5	0	4
	47	81	25	49	4	0	0	1	0	2
	48	222	70	108	22	4	3	10	0	5
	49	340	123	154	28	7	5	14	0	9
	50	126	60	52	5	3	0	2	0	4
	51	338	134	141	25	11	7	9	0	11
	52	234	113	81	12	4	6	11	0	7
	53	214	88	93	16	4	3	3	0	7
	54	58	25	19	9	2	0	2	0	1
	55	271	134	88	24	9	1	9	0	6
	56	191	85	80	12	6	1	4	0	3
	57	327	120	155	19	6	3	17	0	7
	58	264	104	107	25	10	2	8	0	8
	59	212	77	85	19	6	4	11	0	10
	60	245	91	106	22	5	2	6	0	13
	61	302	133	115	23	11	2	10	0	8
	62	272	109	116	21	5	2	12	0	7

DISTRICT ATTORNEY
DETAIL

LEGISLATIVE DISTRICT OR TOWN	ELECTION DISTRICT	TOTAL VOTES	SHANI C MITCHELL DEM	SANDRA J DOORLEY REP	SANDRA J DOORLEY CON	SHANI C MITCHELL WOR	SANDRA J DOORLEY LBT	SANDRA J DOORLEY IND	SCATTER	BLANK AND VOID
Irondequoit										
	63	191	62	90	15	8	1	7	0	8
	64	58	34	16	2	3	0	0	0	3
	65	158	66	62	10	7	1	7	0	5
	66	78	51	21	2	1	0	1	0	2
	67	162	59	69	12	4	5	6	0	7
	68	203	88	84	14	5	1	6	0	5
		<u>15,485</u>	<u>6,245</u>	<u>6,463</u>	<u>1,170</u>	<u>416</u>	<u>192</u>	<u>575</u>	<u>3</u>	<u>421</u>
Irondequoit										
Mendon										
	1	406	155	170	40	3	9	23	0	6
	2	364	152	144	22	8	5	19	0	14
	3	405	129	188	51	7	11	10	0	9
	4	295	131	110	14	10	8	9	0	13
	5	385	138	169	49	10	5	9	0	5
	6	369	138	152	43	8	8	13	0	7
	7	389	128	176	55	5	3	8	0	14
	8	153	54	66	16	4	2	10	0	1
	9	317	107	144	34	8	7	7	0	10
		<u>3,083</u>	<u>1,132</u>	<u>1,319</u>	<u>324</u>	<u>63</u>	<u>58</u>	<u>108</u>	<u>0</u>	<u>79</u>
Mendon										
Ogden										
	1	249	74	107	42	3	2	12	0	9
	2	269	58	147	33	2	0	18	0	11
	3	374	89	212	47	8	2	15	0	1
	4	234	46	134	38	5	1	8	0	2
	5	220	45	118	35	4	2	15	0	1
	6	279	93	134	29	5	1	9	0	8
	7	179	39	94	21	3	6	10	0	6
	8	267	66	149	30	5	1	7	0	9
	9	242	75	120	24	6	4	7	0	6
	10	240	61	132	26	6	7	6	1	1
	11	276	57	144	51	5	1	11	0	7
	12	325	74	181	38	5	9	12	0	6
	13	257	71	137	24	6	4	7	0	8
	14	196	40	115	28	2	1	9	0	1
	15	353	68	198	57	6	1	12	0	11
	16	171	28	107	26	2	3	2	0	3
	17	219	51	126	21	5	6	7	0	3
	18	309	82	149	41	12	3	14	0	8

DISTRICT ATTORNEY
DETAIL

LEGISLATIVE DISTRICT OR TOWN	ELECTION DISTRICT	TOTAL VOTES	SHANI C MITCHELL	SANDRA J DOORLEY	SANDRA J DOORLEY	SHANI C MITCHELL	SANDRA J DOORLEY	SANDRA J DOORLEY	SCATTER	BLANK AND VOID
			DEM	REP	CON	WOR	LBT	IND		
Ogden	19	297	79	161	36	6	4	7	0	4
	20	334	71	171	52	3	5	15	0	17
Ogden		5,290	1,267	2,836	699	99	63	203	1	122
Parma	1	291	57	161	43	2	4	19	0	5
	2	320	71	178	40	6	5	13	0	7
	3	231	57	120	31	7	2	10	0	4
	4	254	39	142	47	7	1	11	0	7
	5	183	35	106	23	2	2	9	0	6
	6	115	18	71	14	3	2	3	0	4
	7	238	34	147	36	9	5	5	0	2
	8	344	71	202	36	5	3	10	0	17
	9	256	52	154	34	2	2	9	0	3
	10	252	42	138	56	3	1	9	0	3
	11	301	66	156	52	7	6	12	0	2
	12	250	62	149	21	4	3	6	0	5
	13	451	79	273	66	4	6	13	0	10
	14	176	45	93	26	2	0	8	0	2
	15	274	42	165	32	6	8	14	0	7
Parma		3,936	770	2,255	557	69	50	151	0	84
Penfield	1	123	42	52	13	6	3	5	0	2
	2	306	119	130	24	8	5	11	0	9
	3	267	80	140	27	4	4	6	0	6
	4	381	89	191	66	8	4	11	1	11
	5	292	123	117	25	8	3	15	0	1
	6	218	54	127	23	3	2	7	1	1
	7	285	104	106	32	7	4	23	0	9
	8	152	45	77	13	6	3	5	1	2
	9	351	165	134	27	10	2	8	0	5
	10	216	91	89	18	2	0	10	0	6
	11	147	53	62	8	5	5	8	0	6
	12	300	118	125	23	10	4	13	0	7
	13	335	109	163	38	5	3	8	0	9
	14	348	86	164	58	8	2	18	0	12
	15	397	165	167	29	5	4	17	0	10
	16	151	43	84	9	3	1	6	0	5

DISTRICT ATTORNEY
DETAIL

LEGISLATIVE DISTRICT OR TOWN	ELECTION DISTRICT	TOTAL VOTES	SHANI C MITCHELL	SANDRA J DOORLEY	SANDRA J DOORLEY	SHANI C MITCHELL	SANDRA J DOORLEY	SANDRA J DOORLEY	SCATTER	BLANK AND VOID
			DEM	REP	CON	WOR	LBT	IND		
Penfield	17	292	104	135	22	10	5	12	0	4
	18	221	74	117	10	5	5	8	0	2
	19	420	170	171	37	4	6	25	0	7
	20	315	101	140	40	4	5	14	0	11
	21	311	148	118	20	9	5	8	0	3
	22	282	134	102	24	6	4	12	0	0
	23	395	147	181	30	7	4	16	1	9
	24	360	133	160	42	6	7	9	0	3
	25	222	58	126	24	3	3	4	0	4
	26	159	49	77	16	3	3	6	0	5
	27	325	108	152	33	9	6	13	0	4
	28	213	86	82	23	7	3	10	0	2
	29	359	140	165	22	13	2	10	0	7
	30	545	184	261	48	9	9	14	0	20
	31	177	69	78	12	7	1	7	0	3
	32	184	80	83	8	3	1	6	0	3
	33	268	99	111	33	7	8	9	0	1
	34	227	76	112	20	6	1	6	0	6
	35	408	193	153	30	7	5	15	0	5
	36	291	119	127	19	9	4	9	0	4
	37	515	145	274	44	7	3	21	1	20
	38	188	50	107	17	5	2	4	0	3
	39	212	71	99	20	6	6	7	0	3
	40	323	103	180	15	6	0	12	0	7
	41	414	121	223	37	1	5	21	0	6
	42	253	77	129	18	1	7	16	0	5
Penfield		12,148	4,325	5,591	1,097	258	159	465	5	248
Perinton	1	430	173	189	43	3	4	10	0	8
	2	320	130	129	26	12	8	9	0	6
	3	249	88	125	19	2	1	11	0	3
	4	281	114	125	17	5	3	9	0	8
	5	147	60	46	15	8	3	11	0	4
	6	273	141	78	18	5	13	9	2	7
	7	345	153	127	30	6	11	12	0	6
	8	277	99	126	29	7	2	5	0	9
	9	373	110	187	46	3	3	18	0	6

DISTRICT ATTORNEY
DETAIL

LEGISLATIVE DISTRICT OR TOWN	ELECTION DISTRICT	TOTAL VOTES	SHANI C MITCHELL	SANDRA J DOORLEY	SANDRA J DOORLEY	SHANI C MITCHELL	SANDRA J DOORLEY	SANDRA J DOORLEY	SCATTER	BLANK AND VOID
			DEM	REP	CON	WOR	LBT	IND		
Perinton	10	353	158	135	22	6	5	15	0	12
	11	194	80	73	17	13	2	5	0	4
	12	264	100	114	23	8	1	15	0	3
	13	249	75	124	24	7	3	9	0	7
	14	305	108	146	27	6	4	6	0	8
	15	259	100	120	18	8	2	8	0	3
	16	222	94	93	19	3	3	7	0	3
	17	293	133	112	22	10	4	7	0	5
	18	288	104	124	30	8	3	8	0	11
	19	278	90	136	30	7	4	7	0	4
	20	262	96	121	19	4	2	13	0	7
	21	352	141	142	31	14	7	11	0	6
	22	210	78	94	17	4	4	6	0	7
	23	423	186	180	33	4	5	10	0	5
	24	427	157	210	31	3	5	15	0	6
	25	246	111	90	19	7	1	11	0	7
	26	323	109	155	25	4	7	19	0	4
	27	242	84	104	28	10	2	9	0	5
	28	248	88	124	15	6	5	5	0	5
	29	178	79	68	15	3	1	7	0	5
	30	270	91	123	26	4	6	15	0	5
	31	328	127	145	29	4	5	9	0	9
	32	223	93	95	17	2	3	10	0	3
	33	332	152	118	28	10	3	15	0	6
	34	397	126	197	34	8	4	15	0	13
	35	257	104	109	18	5	6	11	0	4
	36	139	65	52	8	6	3	3	0	2
	37	321	115	155	23	10	6	8	0	4
	38	437	166	196	42	9	2	12	0	10
	39	345	116	174	33	0	5	13	0	4
	40	225	80	108	16	7	6	3	0	5
	41	195	67	86	24	3	3	10	1	1
	42	257	101	113	19	7	4	8	0	5
	43	518	156	264	45	8	8	22	0	15
	44	256	81	132	19	2	4	15	0	3
	45	526	199	255	33	7	9	16	0	7
	46	143	74	42	16	2	2	4	0	3

DISTRICT ATTORNEY
DETAIL

LEGISLATIVE DISTRICT OR TOWN	ELECTION DISTRICT	TOTAL VOTES	SHANI C MITCHELL	SANDRA J DOORLEY	SANDRA J DOORLEY	SHANI C MITCHELL	SANDRA J DOORLEY	SANDRA J DOORLEY	SCATTER	BLANK AND VOID
			DEM	REP	CON	WOR	LBT	IND		
Perinton										
	47	311	111	140	24	6	8	16	0	6
	48	215	77	103	20	3	3	7	0	2
	49	248	78	132	23	2	3	9	0	1
	50	73	39	23	3	4	1	1	0	2
	51	371	83	220	45	6	3	11	0	3
	52	324	145	143	20	3	4	6	0	3
	53	241	103	96	19	2	7	13	0	1
	54	484	159	261	40	4	3	11	0	6
	55	301	100	157	19	5	2	13	0	5
	56	452	161	228	38	3	7	7	0	8
		16,500	6,208	7,464	1,389	318	238	570	3	310
Perinton										
Pittsford										
	1	252	120	97	16	4	3	7	0	5
	2	306	158	102	14	12	3	10	0	7
	3	477	186	229	24	8	2	16	0	12
	4	348	151	149	24	2	3	14	0	5
	5	233	111	90	15	7	3	5	0	2
	6	174	75	74	5	6	1	9	0	4
	7	138	62	60	7	1	0	7	0	1
	8	275	88	150	23	1	4	6	0	3
	9	309	106	151	24	5	4	14	0	5
	10	351	141	171	14	5	5	12	0	3
	11	249	92	111	20	6	3	12	0	5
	12	297	131	132	12	4	4	10	0	4
	13	226	91	91	13	6	7	12	0	6
	14	374	154	164	29	2	5	9	0	11
	15	153	60	59	13	9	5	6	0	1
	16	240	108	89	15	3	4	13	0	8
	17	352	167	133	19	9	4	13	0	7
	18	199	102	77	5	3	1	6	0	5
	19	203	68	93	24	4	5	2	0	7
	20	300	130	117	20	7	7	14	0	5
	21	268	135	103	17	3	2	5	0	3
	22	391	187	148	31	5	3	8	0	9
	23	241	72	121	28	3	2	10	0	5
	24	348	135	168	19	0	6	11	0	9
	25	360	157	157	24	5	3	9	0	5

DISTRICT ATTORNEY
DETAIL

LEGISLATIVE DISTRICT OR TOWN	ELECTION DISTRICT	TOTAL VOTES	SHANI C MITCHELL DEM	SANDRA J DOORLEY REP	SANDRA J DOORLEY CON	SHANI C MITCHELL WOR	SANDRA J DOORLEY LBT	SANDRA J DOORLEY IND	SCATTER	BLANK AND VOID
Pittsford										
	26	275	102	122	24	3	8	13	0	3
	27	264	129	100	13	7	2	10	0	3
	28	269	131	103	10	8	2	11	0	4
	29	290	110	130	24	3	8	10	0	5
	30	250	114	110	8	2	4	9	0	3
	31	334	129	154	14	7	3	19	0	8
	32	371	157	167	20	3	5	12	0	7
	33	459	194	194	32	12	9	12	0	6
	34	405	159	186	26	4	7	9	0	14
Pittsford		9,981	4,212	4,302	626	169	137	345	0	190
Riga										
	1	395	94	212	56	6	3	16	0	8
	2	345	63	201	58	4	6	8	0	5
	3	273	72	151	30	6	1	9	0	4
	4	278	62	158	31	6	6	9	0	6
	5	268	44	176	35	3	3	5	0	2
	6	238	33	133	52	1	3	12	0	4
Riga		1,797	368	1,031	262	26	22	59	0	29
Rush										
	1	430	119	207	52	8	6	24	0	14
	2	249	40	143	36	6	4	11	0	9
	3	400	135	179	35	14	10	19	0	8
	4	372	120	166	39	9	8	18	0	12
Rush		1,451	414	695	162	37	28	72	0	43
Sweden										
	1	292	103	126	23	11	5	7	0	17
	2	132	66	40	9	5	2	6	0	4
	3	281	111	111	29	14	3	6	0	7
	4	337	111	156	42	7	4	11	0	6
	5	64	34	20	5	3	0	1	0	1
	6	228	91	79	31	4	3	10	0	10
	7	269	90	119	28	4	4	17	0	7
	8	266	60	137	33	8	3	18	1	6
	9	194	63	99	20	1	2	6	0	3
	10	394	81	205	62	12	8	15	0	11
	11	92	46	25	9	4	0	2	0	6
	12	269	66	130	49	5	1	10	0	8

DISTRICT ATTORNEY
DETAIL

LEGISLATIVE DISTRICT OR TOWN	ELECTION DISTRICT	TOTAL VOTES	SHANI C MITCHELL DEM	SANDRA J DOORLEY REP	SANDRA J DOORLEY CON	SHANI C MITCHELL WOR	SANDRA J DOORLEY LBT	SANDRA J DOORLEY IND	SCATTER	BLANK AND VOID
Sweden		2,818	922	1,247	340	78	35	109	1	86
Webster	1	286	92	142	27	6	5	11	1	2
	2	321	143	131	20	4	5	8	0	10
	3	368	137	166	30	9	6	13	0	7
	4	136	48	62	11	2	5	4	0	4
	5	299	99	140	25	8	4	15	0	8
	6	193	73	93	15	4	2	4	0	2
	7	297	93	141	34	7	3	9	0	10
	8	257	66	135	36	4	3	10	0	3
	9	282	69	150	41	3	1	12	0	6
	10	605	164	313	68	10	8	25	0	17
	11	295	84	151	31	6	7	9	0	7
	12	383	110	196	45	5	5	12	0	10
	13	262	82	138	24	5	1	8	0	4
	14	252	72	133	19	7	4	11	0	6
	15	196	66	89	18	6	8	6	0	3
	16	340	115	167	35	8	2	7	0	6
	17	269	61	140	38	6	2	13	0	9
	18	194	67	84	16	8	4	11	0	4
	19	435	100	250	38	8	2	23	0	14
	20	450	110	248	51	8	6	21	0	6
	21	350	101	180	38	6	0	17	0	8
	22	311	86	150	45	6	2	9	0	13
	23	250	80	122	25	2	4	13	0	4
	24	744	209	386	82	8	12	29	0	18
	25	136	43	71	12	4	4	2	0	0
	26	283	96	136	31	5	4	8	0	3
	27	531	165	280	42	6	6	20	0	12
	28	269	79	141	27	2	2	8	0	10
	29	209	76	90	22	5	5	8	0	3
	30	169	65	67	16	11	2	4	0	4
	31	361	96	185	46	6	3	10	2	13
	32	415	102	246	40	4	1	14	0	8
	33	310	93	162	28	4	3	10	1	9
	34	153	42	87	10	2	3	5	0	4
	35	206	60	92	39	4	2	5	0	4
	36	215	70	103	19	3	7	7	0	6

DISTRICT ATTORNEY
DETAIL

LEGISLATIVE DISTRICT OR TOWN	ELECTION DISTRICT	TOTAL VOTES	SHANI C MITCHELL DEM	SANDRA J DOORLEY REP	SANDRA J DOORLEY CON	SHANI C MITCHELL WOR	SANDRA J DOORLEY LBT	SANDRA J DOORLEY IND	SCATTER	BLANK AND VOID
Webster										
	37	509	158	253	41	11	9	22	0	15
	38	295	100	142	31	3	4	9	0	6
	39	323	111	163	25	2	3	13	0	6
	40	558	180	273	45	14	5	25	0	16
	41	419	130	220	31	9	3	18	0	8
	42	339	95	176	40	2	3	16	0	7
	43	204	66	99	22	4	2	5	0	6
Webster		13,679	4,154	6,893	1,379	247	172	509	4	321
Wheatland										
	1	249	89	108	25	11	2	7	0	7
	2	242	58	128	34	5	2	9	0	6
	3	263	92	113	30	8	3	13	0	4
	4	212	65	98	28	5	7	6	0	3
	5	299	72	162	43	5	6	7	0	4
Wheatland		1,265	376	609	160	34	20	42	0	24
TOWNS		151,591	53,154	69,710	14,370	3,418	1,983	5,369	34	3,553
GRAND TOTAL:		182,832	73,855	75,452	15,423	4,894	2,365	6,015	48	4,780

COUNTY LEGISLATOR
1ST DISTRICT

LEGISLATIVE DISTRICT OR TOWN	ELECTION DISTRICT	TOTAL VOTES	AMANDA S GENAUX-HAUSER	ED WILT	ED WILT	ED WILT	SCATTER	BLANK AND VOID
			DEM	REP	CON	IND		
Greece								
	1	191	76	78	22	4	0	11
	2	271	86	126	30	18	0	11
	16	135	34	70	18	7	0	6
	34	252	83	113	34	9	0	13
	38	297	95	144	31	8	0	19
	43	203	64	92	28	9	0	10
	44	306	96	141	38	10	0	21
	54	260	68	138	29	9	0	16
	74	160	64	64	12	7	1	12
	76	195	44	112	26	5	0	8
	84	244	84	118	20	7	0	15
	89	182	54	93	12	3	0	20
	99	247	51	133	44	10	0	9
	103	293	80	150	41	6	0	16
Greece		3,236	979	1,572	385	112	1	187
Parma								
	2	320	72	179	41	14	0	14
	3	231	66	112	30	9	0	14
	4	254	50	131	42	13	0	18
	5	183	43	92	25	8	0	15
	6	115	20	65	16	2	0	12
	7	238	45	126	35	7	0	25
	8	344	86	201	34	9	0	14
	9	256	50	151	35	10	0	10
	10	252	47	130	48	10	0	17
	11	301	80	144	52	10	0	15
	12	250	66	139	24	10	0	11
	13	451	96	243	64	13	0	35
	14	176	48	81	30	6	0	11
	15	274	48	157	37	16	0	16
Parma		3,645	817	1,951	513	137	0	227
GRAND TOTAL:		6,881	1,796	3,523	898	249	1	414

COUNTY LEGISLATOR
2ND DISTRICT

LEGISLATIVE DISTRICT OR TOWN	ELECTION DISTRICT	TOTAL VOTES	KAREN P LOBRACCO	JACKIE SMITH	JACKIE SMITH	KAREN P LOBRACCO	JACKIE SMITH	JACKIE SMITH	SCATTER	BLANK AND VOID
			DEM	REP	CON	WOR	LBT	IND		
Clarkson										
	1	371	92	191	58	8	3	8	0	11
	2	56	10	29	10	1	2	2	0	2
	3	313	108	146	32	2	3	8	0	14
	4	432	98	236	56	9	5	13	0	15
	5	511	149	224	65	14	14	23	0	22
	6	261	77	114	38	6	6	9	0	11
Clarkson		<u>1,944</u>	<u>534</u>	<u>940</u>	<u>259</u>	<u>40</u>	<u>33</u>	<u>63</u>	<u>0</u>	<u>75</u>
Hamlin										
	1	206	70	86	24	6	3	5	0	12
	2	288	58	156	34	4	2	18	0	16
	3	262	55	136	38	7	4	7	0	15
	4	197	28	109	32	5	2	10	0	11
	5	235	49	113	43	4	2	7	0	17
	6	217	51	96	36	7	3	7	1	16
	7	358	87	170	43	11	7	6	0	34
	8	149	39	72	22	2	2	5	0	7
	9	140	30	73	20	0	1	8	0	8
	10	330	67	173	44	7	6	9	0	24
Hamlin		<u>2,382</u>	<u>534</u>	<u>1,184</u>	<u>336</u>	<u>53</u>	<u>32</u>	<u>82</u>	<u>1</u>	<u>160</u>
Sweden										
	2	132	74	38	8	3	2	4	0	3
	5	64	33	20	4	2	1	1	0	3
	6	228	97	73	27	8	2	8	0	13
	7	269	99	109	25	5	3	13	0	15
	9	194	75	80	21	1	3	5	0	9
	10	394	86	187	58	7	10	13	0	33
	11	92	40	31	11	3	0	2	0	5
Sweden		<u>1,373</u>	<u>504</u>	<u>538</u>	<u>154</u>	<u>29</u>	<u>21</u>	<u>46</u>	<u>0</u>	<u>81</u>
GRAND TOTAL:		<u><u>5,699</u></u>	<u><u>1,572</u></u>	<u><u>2,662</u></u>	<u><u>749</u></u>	<u><u>122</u></u>	<u><u>86</u></u>	<u><u>191</u></u>	<u><u>1</u></u>	<u><u>316</u></u>

COUNTY LEGISLATOR
3RD DISTRICT

LEGISLATIVE DISTRICT OR TOWN	ELECTION DISTRICT	TOTAL VOTES	MARVIN L STEPHERSON	TRACY A DIFLORIO	TRACY A DIFLORIO	MARVIN L STEPHERSON	TRACY A DIFLORIO	TRACY A DIFLORIO	SCATTER	BLANK AND VOID
			DEM	REP	CON	WOR	LBT	IND		
Chili										
	1	203	70	80	32	5	1	8	0	7
	4	170	49	71	27	6	3	5	0	9
	5	215	70	96	28	6	3	2	0	10
	6	228	66	99	21	14	1	15	0	12
	7	138	64	42	10	6	4	3	0	9
	8	242	60	124	34	2	2	7	0	13
	9	246	91	98	25	7	2	9	0	14
	10	157	36	74	29	5	2	6	0	5
	11	241	73	99	32	8	1	11	0	17
	12	243	85	112	21	5	1	9	0	10
	13	343	82	180	44	7	6	14	0	10
	14	241	57	120	38	6	2	15	0	3
	15	209	61	93	25	2	4	12	0	12
	16	446	121	247	47	7	5	8	0	11
	17	610	169	320	57	8	12	18	0	26
	18	234	72	110	27	2	4	6	0	13
	19	258	88	124	21	7	0	8	0	10
	20	322	131	119	37	13	5	7	0	10
	21	175	59	90	12	2	4	5	0	3
	22	212	125	54	16	3	2	6	0	6
	23	192	48	100	22	6	1	8	0	7
	25	177	95	51	16	5	3	1	0	6
	26	283	62	140	44	5	3	16	0	13
	27	213	69	93	27	4	3	7	0	10
	28	183	83	58	23	4	1	4	0	10
	29	181	54	86	23	4	2	2	0	10
	30	101	33	38	15	2	2	4	0	7
	31	231	85	108	20	8	1	5	0	4
	32	226	62	105	33	10	1	7	0	8
GRAND TOTAL:		<u>6,920</u>	<u>2,220</u>	<u>3,131</u>	<u>806</u>	<u>169</u>	<u>81</u>	<u>228</u>	<u>0</u>	<u>285</u>

COUNTY LEGISLATOR
4TH DISTRICT

LEGISLATIVE DISTRICT OR TOWN	ELECTION DISTRICT	TOTAL VOTES	JOSH J MACK JR	FRANK ALLKOFER	FRANK ALLKOFER	JOSH J MACK JR	FRANK ALLKOFER	FRANK ALLKOFER	SCATTER	BLANK AND VOID
			DEM	REP	CON	WOR	LBT	IND		
Gates										
	3	181	71	80	10	3	1	3	0	13
	4	211	68	104	14	6	1	8	0	10
	5	273	89	132	24	7	1	8	0	12
	7	423	119	204	40	11	1	22	0	26
	8	185	40	105	16	3	2	4	0	15
	9	230	87	96	11	3	2	9	0	22
	10	116	44	50	13	0	3	2	0	4
	14	157	56	72	7	6	0	1	0	15
	15	303	107	130	22	8	2	8	1	25
	18	218	58	104	28	5	5	6	0	12
	19	178	44	94	20	1	3	4	0	12
	20	177	61	77	22	4	2	6	0	5
	21	196	63	101	9	4	1	6	0	12
	22	170	65	67	19	0	1	8	0	10
	23	205	74	81	31	4	1	2	0	12
	24	405	160	162	35	8	4	11	0	25
	25	164	54	78	15	3	1	4	0	9
	26	264	70	138	29	4	3	8	0	12
	27	238	87	108	20	4	2	4	0	13
	28	146	33	92	6	2	4	3	0	6
	30	130	43	55	15	0	1	5	0	11
	31	181	50	97	13	1	2	6	0	12
	32	225	84	95	22	4	3	11	0	6
	34	157	52	66	12	5	2	3	0	17
	35	130	34	61	11	2	1	5	0	16
Gates		5,263	1,713	2,449	464	98	49	157	1	332
Ogden										
	4	234	56	110	41	4	1	6	0	16
	6	279	108	109	30	6	0	8	0	18
	10	240	70	105	28	5	7	7	0	18
	14	196	48	102	28	1	2	10	0	5
	17	219	53	111	20	5	5	6	0	19
	18	309	86	136	38	13	5	10	0	21
Ogden		1,477	421	673	185	34	20	47	0	97
GRAND TOTAL:		6,740	2,134	3,122	649	132	69	204	1	429

COUNTY LEGISLATOR
5TH DISTRICT

LEGISLATIVE DISTRICT OR TOWN	ELECTION DISTRICT	TOTAL VOTES	TERRY DANIELE	KARLA F BOYCE	KARLA F BOYCE	TERRY DANIELE	KARLA F BOYCE	SCATTER	BLANK AND VOID
			DEM	REP	CON	WOR	IND		
Henrietta									
	2	222	89	79	24	12	10	0	8
	9	186	98	53	15	3	2	0	15
	16	151	69	51	12	3	4	0	12
	24	264	146	72	16	13	5	0	12
	30	543	277	155	46	16	16	0	33
	33	156	59	59	17	9	1	0	11
		1,522	738	469	130	56	38	0	91
Henrietta									
Mendon									
	1	406	174	149	40	6	22	0	15
	2	364	171	126	24	9	19	0	15
	3	405	151	170	46	5	17	0	16
	4	295	143	110	14	10	9	0	9
	5	385	150	159	46	10	10	0	10
	6	369	151	143	43	8	14	0	10
	7	389	148	159	45	12	9	0	16
	8	153	62	55	17	3	12	0	4
	9	317	119	124	38	9	12	0	15
		3,083	1,269	1,195	313	72	124	0	110
Mendon									
Pittsford									
	7	138	75	46	8	4	3	0	2
	12	297	154	110	9	5	11	0	8
	17	352	193	113	17	12	9	0	8
	26	275	116	111	21	9	11	0	7
	33	459	206	178	33	17	10	0	15
		1,521	744	558	88	47	44	0	40
Pittsford									
Rush									
	1	430	138	182	47	17	29	0	17
	2	249	64	115	35	13	9	0	13
	3	400	161	158	38	17	16	0	10
	4	372	127	162	38	14	15	0	16
		1,451	490	617	158	61	69	0	56
Rush									
GRAND TOTAL:		7,577	3,241	2,839	689	236	275	0	297

COUNTY LEGISLATOR
6TH DISTRICT

LEGISLATIVE DISTRICT OR TOWN	ELECTION DISTRICT	TOTAL VOTES	DAN MALONEY DEM	FRED ANCELLO REP	FRED ANCELLO CON	DAN MALONEY WOR	DAN MALONEY LBT	FRED ANCELLO IND	SCATTER	BLANK AND VOID
Greece										
	5	124	71	27	13	3	1	3	0	6
	6	119	59	38	12	2	0	1	0	7
	7	181	65	74	17	11	2	7	0	5
	8	163	66	62	15	9	1	3	0	7
	9	173	73	61	14	8	2	6	0	9
	10	173	73	70	15	6	0	7	0	2
	11	73	33	25	5	5	0	2	0	3
	12	102	47	36	10	3	1	1	0	4
	15	177	55	89	14	6	2	4	1	6
	19	161	66	63	13	7	4	2	0	6
	22	151	54	66	16	7	0	3	0	5
	23	288	104	126	19	6	3	10	0	20
	25	182	82	63	18	4	3	3	0	9
	26	151	54	61	24	4	1	1	0	6
	30	138	47	54	15	9	2	1	0	10
	31	173	52	81	26	4	1	6	0	3
	41	227	92	89	23	10	3	8	0	2
	46	117	59	35	12	4	1	2	0	4
	47	207	75	69	41	10	1	6	0	5
	48	134	48	50	22	5	2	1	0	6
	49	136	44	63	20	4	0	3	0	2
	50	188	65	78	29	4	0	5	0	7
	53	148	52	61	16	1	0	4	0	14
	56	244	98	101	27	3	3	9	0	3
	62	248	81	105	34	6	3	8	0	11
	72	280	96	122	36	7	1	3	0	15
	78	132	45	58	12	7	1	5	0	4
	80	319	110	145	33	9	1	5	0	16
	88	280	113	111	30	6	2	3	0	15
	96	255	118	94	21	3	5	7	0	7
	101	149	46	68	22	4	0	2	0	7
GRAND TOTAL:		5,593	2,143	2,245	624	177	46	131	1	226

COUNTY LEGISLATOR
7TH DISTRICT

LEGISLATIVE DISTRICT OR TOWN	ELECTION DISTRICT	TOTAL VOTES	JAMES F LEARY JR DEM	BRIAN E MARIANETTI REP	BRIAN E MARIANETTI CON	JAMES F LEARY JR WOR	BRIAN E MARIANETTI IND	SCATTER	BLANK AND VOID
Leg. Dist. 07									
	1	297	129	97	19	12	11	0	29
	2	180	81	41	13	12	2	0	31
Leg. Dist. 07		477	210	138	32	24	13	0	60
Greece									
	24	259	71	124	31	7	14	0	12
	27	269	98	94	41	8	9	0	19
	28	230	69	105	26	7	9	0	14
	33	237	74	111	25	5	10	0	12
	35	211	72	84	31	8	10	0	6
	45	337	86	188	35	7	15	0	6
	57	177	60	83	16	2	6	0	10
	58	254	94	105	30	3	6	0	16
	70	631	172	327	77	6	16	1	32
	71	247	84	102	26	6	4	1	24
	79	466	117	241	50	10	21	0	27
	82	180	81	59	15	10	4	0	11
	86	291	89	144	38	4	7	0	9
	90	277	102	101	39	10	6	0	19
	91	397	147	172	45	7	10	0	16
	98	342	125	139	36	18	13	0	11
	102	310	94	159	23	11	7	0	16
	104	170	59	69	18	4	8	0	12
	105	319	91	168	30	9	8	1	12
	106	211	56	109	25	1	6	1	13
	107	176	51	84	24	8	4	0	5
	108	187	57	86	21	6	9	0	8
	109	296	103	134	23	4	15	0	17
Greece		6,474	2,052	2,988	725	161	217	4	327
GRAND TOTAL:		6,951	2,262	3,126	757	185	230	4	387

COUNTY LEGISLATOR
8TH DISTRICT

LEGISLATIVE DISTRICT OR TOWN	ELECTION DISTRICT	TOTAL VOTES	MEGAN K THOMPSON DEM	MATTHEW D TERP REP	MATTHEW D TERP CON	MEGAN K THOMPSON WOR	MATTHEW D TERP IND	SCATTER	BLANK AND VOID
Webster									
	1	286	122	108	25	10	8	1	12
	2	321	165	107	22	9	2	1	15
	3	368	176	120	34	7	13	0	18
	4	136	58	49	13	6	3	0	7
	5	299	125	112	27	11	12	0	12
	10	605	206	278	67	9	16	0	29
	14	252	97	109	20	8	6	0	12
	17	269	86	108	39	10	11	0	15
	20	450	160	207	47	13	12	0	11
	21	350	136	145	38	4	14	0	13
	23	250	114	93	24	5	7	1	6
	24	744	299	295	71	20	22	0	37
	25	136	60	52	9	5	4	0	6
	27	531	206	233	41	7	14	0	30
	28	269	100	119	22	4	7	3	14
	30	169	75	61	13	8	3	0	9
	31	361	114	164	45	12	5	0	21
	32	415	129	213	37	3	12	0	21
	33	310	132	126	32	6	3	1	10
	34	153	58	66	13	4	5	0	7
	35	206	75	72	39	5	4	0	11
	36	215	83	98	20	1	10	0	3
	38	295	134	105	25	5	9	0	17
	40	558	246	208	37	17	16	1	33
	42	339	131	136	34	12	11	0	15
GRAND TOTAL:		<u>8,287</u>	<u>3,287</u>	<u>3,384</u>	<u>794</u>	<u>201</u>	<u>229</u>	<u>8</u>	<u>384</u>

COUNTY LEGISLATOR
9TH DISTRICT

LEGISLATIVE DISTRICT OR TOWN	ELECTION DISTRICT	TOTAL VOTES	CATHERINE DEAN DEM	PAUL DONDORFER REP	PAUL DONDORFER CON	CATHERINE DEAN WOR	PAUL DONDORFER IND	SCATTER	BLANK AND VOID
Penfield									
	1	123	60	39	13	6	1	0	4
	2	306	138	99	22	12	12	0	23
	3	267	93	114	30	3	8	0	19
	4	381	107	167	66	10	13	0	18
	6	218	71	103	26	4	7	1	6
	7	285	135	85	26	9	17	0	13
	10	216	115	67	18	5	4	0	7
	11	147	69	49	8	5	5	0	11
	12	300	147	89	24	13	8	0	19
	14	348	95	153	59	8	19	0	14
	15	397	206	133	31	5	9	0	13
	16	151	50	70	8	10	5	0	8
	18	221	103	88	10	5	6	0	9
	19	420	210	129	34	12	16	0	19
	20	315	124	117	40	5	11	0	18
	21	311	163	102	19	10	8	0	9
	23	395	198	132	29	9	11	0	16
	24	360	148	134	45	9	7	0	17
	25	222	67	107	24	8	6	0	10
	27	325	136	118	35	11	10	0	15
	28	213	89	74	24	8	7	0	11
	29	359	172	125	19	14	5	0	24
	30	545	203	231	53	13	15	0	30
	31	177	85	65	12	4	6	0	5
	32	184	103	55	9	6	4	0	7
	33	268	124	81	31	6	13	0	13
	35	408	215	120	31	14	15	0	13
	36	291	148	98	17	13	6	0	9
	38	188	67	88	15	5	2	0	11
	39	212	83	88	21	5	7	0	8
	41	414	142	191	35	4	17	0	25
	42	253	90	113	19	2	16	0	13
GRAND TOTAL:		9,220	3,956	3,424	853	253	296	1	437

COUNTY LEGISLATOR
10TH DISTRICT

LEGISLATIVE DISTRICT OR TOWN	ELECTION DISTRICT	TOTAL VOTES	HOWARD S MAFFUCCI	HOWARD S MAFFUCCI	SCATTER	BLANK AND VOID
			DEM	WOR		
Brighton	16	190	95	10	4	81
Brighton		190	95	10	4	81
East Rochester	3	228	103	35	1	89
	4	181	103	27	1	50
	5	173	99	19	3	52
	6	272	157	23	1	91
East Rochester		854	462	104	6	282
Pittsford	1	252	147	21	3	81
	2	306	202	27	1	76
	3	477	280	33	2	162
	4	348	203	26	3	116
	5	233	152	15	3	63
	6	174	115	14	2	43
	8	275	158	10	0	107
	9	309	177	26	2	104
	11	249	134	33	0	82
	13	226	127	16	0	83
	14	374	231	23	1	119
	15	153	83	26	0	44
	16	240	149	23	4	64
	18	199	126	7	0	66
	19	203	87	15	1	100
	20	300	180	17	2	101
	21	268	167	17	1	83
	23	241	129	28	3	81
	24	348	212	17	0	119
	27	264	183	19	1	61
	28	269	160	21	0	88
	29	290	160	24	2	104
	30	250	154	16	0	80
	31	334	209	28	0	97
	32	371	234	21	1	115
Pittsford		6,953	4,159	523	32	2,239
GRAND TOTAL:		7,997	4,716	637	42	2,602

COUNTY LEGISLATOR
11TH DISTRICT

LEGISLATIVE DISTRICT OR TOWN	ELECTION DISTRICT	TOTAL VOTES	JOSHUA I FOLADARE	SEAN M DELEHANTY	SEAN M DELEHANTY	JOSHUA I FOLADARE	SEAN M DELEHANTY	SEAN M DELEHANTY	JOSHUA I FOLADARE	SCATTER	BLANK AND VOID
			DEM	REP	CON	WOR	LBT	IND	SAM		
Perinton											
	4	281	141	101	17	7	0	4	1	0	10
	5	147	74	40	12	10	2	5	2	0	2
	6	273	159	73	16	3	9	6	1	0	6
	7	345	158	123	27	6	12	10	0	0	9
	9	373	141	153	43	4	4	12	3	0	13
	14	305	142	118	23	4	5	2	1	0	10
	19	278	117	107	30	8	3	7	0	0	6
	20	262	114	106	18	6	1	10	0	0	7
	24	427	181	177	34	7	5	12	0	0	11
	25	246	126	71	24	7	0	11	0	0	7
	26	323	141	133	24	4	4	12	1	2	2
	30	270	118	105	25	3	2	10	2	0	5
	31	328	151	122	25	5	4	7	1	0	13
	34	397	152	163	32	9	3	13	2	0	23
	36	139	73	44	8	7	2	1	0	0	4
	37	321	156	119	20	11	1	3	0	0	11
	38	437	194	166	38	12	2	8	4	0	13
	39	345	149	131	29	6	6	9	2	0	13
	40	225	98	84	19	7	4	2	0	0	11
	42	257	122	92	20	5	4	2	2	1	9
	43	518	202	226	37	9	9	8	2	0	25
	45	526	223	217	36	6	6	17	0	0	21
	47	311	138	112	21	10	5	14	0	0	11
	48	215	93	83	22	3	5	6	0	0	3
	50	73	38	22	4	4	0	2	0	0	3
	54	484	201	211	37	5	4	11	0	1	14
	56	452	221	169	36	6	4	7	4	0	5
GRAND TOTAL:		<u>8,558</u>	<u>3,823</u>	<u>3,268</u>	<u>677</u>	<u>174</u>	<u>106</u>	<u>211</u>	<u>28</u>	<u>4</u>	<u>267</u>

COUNTY LEGISLATOR
12TH DISTRICT

LEGISLATIVE DISTRICT OR TOWN	ELECTION DISTRICT	TOTAL VOTES	STEVE BREW REP	STEVE BREW CON	STEVE BREW LBT	STEVE BREW IND	SCATTER	BLANK AND VOID
Chili	2	319	178	49	13	20	0	59
	3	251	115	30	3	19	0	84
	24	451	206	43	11	46	2	143
Chili		1,021	499	122	27	85	2	286
Henrietta	3	98	35	6	6	13	1	37
	13	362	151	38	12	26	3	132
	29	719	267	63	25	78	8	278
Henrietta		1,179	453	107	43	117	12	447
Riga	1	395	224	53	11	33	1	73
	2	345	208	58	8	19	1	51
	3	273	155	41	6	21	0	50
	4	278	175	39	8	14	0	42
	5	268	178	38	2	15	1	34
	6	238	130	52	5	16	0	35
Riga		1,797	1,070	281	40	118	3	285
Wheatland	1	249	117	29	9	21	3	70
	2	242	122	39	5	20	1	55
	3	263	128	31	8	32	1	63
	4	212	106	30	8	17	2	49
	5	299	173	47	10	20	0	49
Wheatland		1,265	646	176	40	110	7	286
GRAND TOTAL:		5,262	2,668	686	150	430	24	1,304

COUNTY LEGISLATOR
13TH DISTRICT

LEGISLATIVE DISTRICT OR TOWN	ELECTION DISTRICT	TOTAL VOTES	MICHAEL B YUDELSON DEM	MATTHEW T BORKOWSKI REP	MATTHEW T BORKOWSKI CON	MICHAEL B YUDELSON WOR	MATTHEW T BORKOWSKI LBT	MATTHEW T BORKOWSKI IND	SCATTER	BLANK AND VOID
Henrietta	1	344	154	122	34	11	4	5	0	14
	5	249	107	94	21	6	1	8	0	12
	6	238	96	95	22	8	1	9	0	7
	7	227	111	72	26	10	1	3	0	4
	8	241	122	76	14	8	4	7	0	10
	10	229	99	91	20	5	0	4	1	9
	12	243	101	93	24	5	4	13	0	3
	14	201	98	65	20	2	6	4	0	6
	15	313	157	97	17	18	7	5	0	12
	17	323	164	89	31	9	3	12	1	14
	18	307	150	107	22	8	2	6	0	12
	19	236	112	87	14	8	3	4	0	8
	20	372	166	133	34	8	3	12	1	15
	21	200	84	69	24	8	4	8	0	3
	22	421	213	134	43	7	3	7	0	14
	25	263	96	113	28	8	5	7	0	6
	26	527	219	220	50	6	6	10	0	16
	27	427	186	171	39	6	1	12	0	12
	28	347	123	157	34	6	8	12	0	7
	31	139	81	29	15	1	4	3	0	6
	32	439	249	122	20	12	2	21	0	13
	35	326	151	123	24	4	12	6	0	6
Henrietta		6,612	3,039	2,359	576	164	84	178	3	209
Pittsford	10	351	160	144	16	6	7	8	0	10
	22	391	207	120	29	3	3	9	0	20
	25	360	190	117	22	4	3	11	0	13
	34	405	179	159	25	5	6	10	0	21
Pittsford		1,507	736	540	92	18	19	38	0	64
GRAND TOTAL:		8,119	3,775	2,899	668	182	103	216	3	273

COUNTY LEGISLATOR
14TH DISTRICT

LEGISLATIVE DISTRICT OR TOWN	ELECTION DISTRICT	TOTAL VOTES	JUSTIN F WILCOX DEM	SCATTER	BLANK AND VOID
Brighton					
	1	295	238	0	57
	2	173	108	1	64
	3	241	152	0	89
	6	348	243	0	105
	8	245	136	0	109
	12	349	275	1	73
	13	189	132	0	57
	17	151	119	0	32
	18	246	203	1	42
	19	162	130	2	30
	21	222	153	1	68
	22	227	163	0	64
	26	176	129	0	47
	28	297	213	1	83
	29	140	88	0	52
	31	232	190	2	40
	32	291	211	1	79
	33	256	202	1	53
	36	177	134	0	43
	37	178	137	1	40
	38	268	202	0	66
	39	210	157	1	52
	41	239	187	0	52
	42	93	77	0	16
	43	214	158	1	55
	44	80	49	0	31
	45	139	103	0	36
Brighton		5,838	4,289	14	1,535
Henrietta					
	4	253	185	0	68
	11	201	136	1	64
	23	217	142	0	75
	34	141	86	0	55
Henrietta		812	549	1	262
GRAND TOTAL:		6,650	4,838	15	1,797

COUNTY LEGISLATOR
15TH DISTRICT

LEGISLATIVE DISTRICT OR TOWN	ELECTION DISTRICT	TOTAL VOTES	BUTCH FITZSIMMONS DEM	GEORGE J HEBERT REP	GEORGE J HEBERT CON	BUTCH FITZSIMMONS WOR	GEORGE J HEBERT IND	SCATTER	BLANK AND VOID
Penfield									
	5	292	134	94	26	8	10	0	20
	8	152	45	69	14	9	8	0	7
	9	351	196	94	24	11	7	0	19
	13	335	139	122	33	7	5	0	29
	17	292	117	125	19	10	8	0	13
	22	282	152	74	26	6	10	0	14
	26	159	53	65	16	7	5	0	13
	34	227	95	80	24	7	3	0	18
	37	515	178	243	45	5	22	0	22
	40	323	130	136	20	6	7	0	24
Penfield		2,928	1,239	1,102	247	76	85	0	179
Webster									
	6	193	85	77	13	2	5	0	11
	7	297	110	107	34	12	8	0	26
	8	257	90	100	30	8	5	0	24
	9	282	81	125	38	5	12	0	21
	11	295	114	121	25	11	7	1	16
	12	383	139	170	39	9	13	0	13
	13	262	101	114	21	9	7	0	10
	15	196	77	75	13	10	8	0	13
	16	340	133	131	35	7	9	1	24
	18	194	87	67	17	8	6	0	9
	19	435	134	210	37	4	15	0	35
	22	311	108	122	38	9	9	1	24
	26	283	114	108	30	10	7	0	14
	29	209	97	70	21	4	7	0	10
	37	509	212	202	30	15	16	0	34
	39	323	136	124	24	6	10	0	23
	41	419	158	175	29	12	18	0	27
	43	204	86	78	24	3	3	0	10
Webster		5,392	2,062	2,176	498	144	165	3	344
GRAND TOTAL:		8,320	3,301	3,278	745	220	250	3	523

COUNTY LEGISLATOR
16TH DISTRICT

LEGISLATIVE DISTRICT OR TOWN	ELECTION DISTRICT	TOTAL VOTES	LORIE LACHIUSA BARNUM DEM	JOE CARBONE REP	JOE CARBONE CON	JOE CARBONE WOR	JOE CARBONE LBT	JOE CARBONE IND	SCATTER	BLANK AND VOID
Leg. Dist. 16										
	1	9	5	2	0	0	0	0	0	2
Leg. Dist. 16 Irondequoit		9	5	2	0	0	0	0	0	2
	1	305	143	99	27	8	0	8	0	20
	3	269	134	86	15	3	3	11	0	17
	4	123	61	42	10	1	2	3	0	4
	7	372	158	131	45	8	1	8	0	21
	8	260	109	96	24	5	5	10	0	11
	9	261	83	135	12	3	2	9	0	17
	10	293	128	105	30	5	2	11	1	11
	14	340	140	130	26	5	12	8	0	19
	15	326	151	125	25	5	0	10	0	10
	16	423	188	152	35	7	12	14	0	15
	18	245	135	70	21	4	3	3	0	9
	20	249	122	96	12	1	2	11	0	5
	22	285	134	97	25	3	6	8	0	12
	25	222	100	77	24	3	2	6	0	10
	27	183	76	69	16	3	7	8	0	4
	28	202	56	113	13	5	2	6	0	7
	30	228	108	91	12	5	1	6	0	5
	33	180	86	68	11	5	1	3	0	6
	34	350	146	151	25	3	2	9	0	14
	40	171	79	56	12	3	5	6	0	10
	42	271	122	98	22	7	5	8	0	9
	44	462	179	212	25	10	2	15	0	19
	46	221	92	96	11	10	3	6	0	3
	47	81	26	49	2	1	1	0	0	2
	49	340	173	120	26	3	0	10	1	7
	51	338	158	122	26	8	5	10	0	9
	53	214	94	74	19	5	1	6	0	15
	57	327	142	138	18	3	1	7	0	18
	59	212	103	73	16	4	0	8	0	8
	60	245	110	89	21	1	2	9	0	13
	62	272	134	90	17	5	2	7	0	17
	63	191	82	77	11	6	0	7	0	8
	68	203	81	79	15	6	4	6	0	12
Irondequoit		8,664	3,833	3,306	649	154	96	257	2	367
GRAND TOTAL:		8,673	3,838	3,308	649	154	96	257	2	369

COUNTY LEGISLATOR
17TH DISTRICT

LEGISLATIVE DISTRICT OR TOWN	ELECTION DISTRICT	TOTAL VOTES	JOSEPH D MORELLE JR DEM	GREGORY J DEVLIN REP	GREGORY J DEVLIN CON	JOSEPH D MORELLE JR WOR	JOSEPH D MORELLE JR IND	SCATTER	BLANK AND VOID
Irondequoit									
	2	167	100	44	13	4	3	0	3
	5	204	137	44	6	6	8	0	3
	6	410	245	93	28	13	16	0	15
	11	131	76	31	8	3	6	0	7
	12	170	115	22	16	9	5	0	3
	13	333	227	59	12	13	13	1	8
	17	168	94	42	14	4	4	0	10
	19	291	204	45	14	15	4	1	8
	21	266	163	59	14	8	11	1	10
	23	231	153	43	11	8	6	0	10
	24	224	138	39	23	12	4	0	8
	26	146	89	24	9	5	3	0	16
	29	183	106	44	8	8	7	0	10
	31	340	197	89	19	12	11	0	12
	32	234	143	51	16	9	11	1	3
	35	176	115	33	6	10	6	0	6
	36	129	76	25	10	7	5	0	6
	37	187	83	64	16	8	3	0	13
	38	112	62	31	4	6	2	1	6
	39	56	28	21	3	0	2	0	2
	41	206	139	36	9	5	11	0	6
	43	169	100	40	16	5	6	0	2
	45	164	94	45	10	5	3	0	7
	48	222	125	59	16	7	7	0	8
	50	126	78	36	6	2	1	0	3
	52	234	152	50	8	7	11	0	6
	54	58	32	8	8	4	1	0	5
	55	271	162	61	17	10	8	0	13
	56	191	113	48	10	9	6	0	5
	58	264	142	69	23	10	10	0	10
	61	302	175	71	27	11	11	0	7
	64	58	41	9	1	3	0	0	4
	65	158	89	40	5	11	7	0	6
	66	78	60	12	2	0	2	0	2
	67	162	90	48	7	6	6	0	5
GRAND TOTAL:		<u>6,821</u>	<u>4,143</u>	<u>1,535</u>	<u>415</u>	<u>255</u>	<u>220</u>	<u>5</u>	<u>248</u>

COUNTY LEGISLATOR
18TH DISTRICT

LEGISLATIVE DISTRICT OR TOWN	ELECTION DISTRICT	TOTAL VOTES	JOHN B BAYNES DEM	KARAC HALSTEAD REP	KARAC HALSTEAD CON	JOHN B BAYNES WOR	KARAC HALSTEAD IND	SCATTER	BLANK AND VOID
East Rochester									
	1	224	111	73	13	8	5	0	14
	2	220	96	76	11	16	7	0	14
	7	184	83	57	11	10	11	0	12
		<u>628</u>	<u>290</u>	<u>206</u>	<u>35</u>	<u>34</u>	<u>23</u>	<u>0</u>	<u>40</u>
East Rochester									
Perinton									
	1	430	204	163	44	4	5	0	10
	2	320	158	111	29	10	8	0	4
	3	249	115	95	17	2	11	0	9
	8	277	139	95	24	6	7	0	6
	10	353	230	77	19	15	4	0	8
	11	194	97	63	18	9	3	0	4
	12	264	122	94	20	11	8	0	9
	13	249	108	104	18	6	7	0	6
	15	259	127	91	16	14	5	0	6
	16	222	116	78	19	2	4	0	3
	17	293	147	101	21	10	4	0	10
	18	288	144	92	27	12	4	0	9
	21	352	170	114	33	12	15	0	8
	22	210	102	74	15	5	5	0	9
	23	423	246	128	27	12	6	1	3
	27	242	97	89	32	9	5	0	10
	28	248	111	102	17	9	7	0	2
	29	178	101	49	14	4	6	0	4
	32	223	113	72	19	3	8	0	8
	33	332	188	94	20	10	16	0	4
	35	257	132	84	17	7	9	0	8
	41	195	101	58	18	6	9	0	3
	44	256	101	115	22	2	13	0	3
	46	143	89	27	12	5	5	0	5
	49	248	108	102	19	9	5	0	5
	51	371	126	178	38	12	11	0	6
	52	324	171	115	14	6	10	0	8
	53	241	118	85	16	5	15	0	2
	55	301	114	141	20	8	6	0	12
Perinton		<u>7,942</u>	<u>3,895</u>	<u>2,791</u>	<u>625</u>	<u>225</u>	<u>221</u>	<u>1</u>	<u>184</u>
GRAND TOTAL:		<u>8,570</u>	<u>4,185</u>	<u>2,997</u>	<u>660</u>	<u>259</u>	<u>244</u>	<u>1</u>	<u>224</u>

COUNTY LEGISLATOR
19TH DISTRICT

LEGISLATIVE DISTRICT OR TOWN	ELECTION DISTRICT	TOTAL VOTES	GINOM NITTI DEM	KATHLEEN A TAYLOR REP	KATHLEEN A TAYLOR CON	GINOM NITTI WOR	WILL PHILLIPS LBT	KATHLEEN A TAYLOR IND	SCATTER	BLANK AND VOID
Greece										
	3	151	44	79	14	3	1	4	0	6
	4	175	58	76	21	3	4	5	0	8
	13	151	43	70	19	6	2	5	0	6
	17	286	99	134	28	4	2	7	0	12
	18	236	70	111	27	9	4	7	0	8
	20	151	62	48	17	5	6	8	0	5
	29	177	59	95	12	2	6	0	0	3
	36	264	89	127	20	6	2	8	0	12
	37	161	44	75	23	4	0	9	0	6
	39	149	48	61	24	2	3	5	0	6
	40	158	53	75	14	5	2	5	0	4
	42	155	63	56	20	2	1	5	0	8
	52	257	79	111	31	6	1	11	0	18
	55	160	44	83	18	3	2	3	0	7
	60	144	41	70	13	5	2	8	0	5
	64	156	52	67	14	7	6	5	0	5
	65	205	50	117	14	0	2	7	0	15
	66	102	29	45	12	6	2	1	0	7
	67	182	42	91	29	6	3	3	0	8
	68	248	64	120	36	7	1	10	0	10
	69	141	49	65	15	2	6	2	0	2
	73	104	32	42	17	2	1	4	0	6
	75	134	44	58	17	0	1	3	0	11
	77	249	73	127	19	7	2	4	0	17
	81	128	45	62	8	2	3	5	0	3
	85	274	95	119	40	6	0	11	0	3
	87	195	76	77	22	4	2	4	0	10
	92	304	102	139	25	9	5	8	0	16
	95	134	55	55	8	3	0	6	0	7
	97	422	120	207	45	9	2	15	0	24
	100	317	96	139	36	5	2	16	0	23
Greece		6,070	1,920	2,801	658	140	76	194	0	281
Parma	1	291	67	134	48	5	6	14	0	17
Parma		291	67	134	48	5	6	14	0	17
GRAND TOTAL:		6,361	1,987	2,935	706	145	82	208	0	298

COUNTY LEGISLATOR
20TH DISTRICT

LEGISLATIVE DISTRICT OR TOWN	ELECTION DISTRICT	TOTAL VOTES	JW COOK DEM	MICHAEL T ZALE REP	MICHAEL T ZALE CON	JW COOK WOR	MICHAEL T ZALE IND	SCATTER	BLANK AND VOID
Greece									
	14	117	56	34	10	4	11	0	2
	51	123	48	49	16	5	2	0	3
	59	111	65	24	7	4	4	0	7
	61	180	64	76	21	6	8	0	5
	83	100	52	25	10	6	2	0	5
	93	271	117	99	17	9	14	0	15
	94	231	84	100	31	5	3	0	8
		1,133	486	407	112	39	44	0	45
Greece Ogden									
	1	249	101	80	39	5	6	0	18
	2	269	82	138	30	3	13	0	3
	3	374	109	186	51	5	11	0	12
	5	220	44	110	36	9	13	0	8
	7	179	32	92	26	8	12	0	9
	8	267	82	132	27	5	5	0	16
	9	242	91	103	22	6	8	0	12
	11	276	73	127	48	7	9	0	12
	12	325	74	178	40	4	17	0	12
	13	257	67	126	20	9	17	0	18
	15	353	87	173	56	10	13	0	14
	16	171	37	99	25	3	1	0	6
	19	297	82	151	36	5	11	0	12
	20	334	81	158	54	6	13	0	22
		3,813	1,042	1,853	510	85	149	0	174
Ogden Sweden									
	1	292	123	117	21	7	6	0	18
	3	281	123	97	31	14	10	0	6
	4	337	130	133	37	11	11	1	14
	8	266	63	127	34	11	20	1	10
	12	269	84	112	49	4	8	0	12
		1,445	523	586	172	47	55	2	60
GRAND TOTAL:		6,391	2,051	2,846	794	171	248	2	279

COUNTY LEGISLATOR
21ST DISTRICT

LEGISLATIVE DISTRICT OR TOWN	ELECTION DISTRICT	TOTAL VOTES	RACHEL A BARNHART DEM	VICTOR H SANCHEZ WOR	RACHEL A BARNHART SAM	SCATTER	BLANK AND VOID
Leg. Dist. 21							
	1	217	131	57	4	1	24
	2	178	100	52	3	0	23
	3	103	58	17	6	0	22
	4	104	65	14	2	0	23
	5	133	92	31	5	0	5
	6	183	130	32	2	0	19
	7	296	176	68	5	0	47
	8/26	169	114	34	2	0	19
	9	235	155	52	3	0	25
	10	306	180	59	9	0	58
	11	137	92	16	4	0	25
	12	338	217	68	9	0	44
	13	127	78	32	2	0	15
	14	81	54	15	1	0	11
	15	242	162	46	6	0	28
	16	76	40	14	3	0	19
	17	165	101	38	3	0	23
	18	110	64	19	1	0	26
	19	72	46	9	1	0	16
	20	114	70	31	2	2	9
	21	116	70	25	1	0	20
	22	147	91	28	2	0	26
	23	140	86	32	1	0	21
	24	274	179	63	1	2	29
	25	123	85	19	2	0	17
	27	78	56	8	4	0	10
GRAND TOTAL:		<u>4,264</u>	<u>2,692</u>	<u>879</u>	<u>84</u>	<u>5</u>	<u>604</u>

COUNTY LEGISLATOR
22ND DISTRICT

LEGISLATIVE DISTRICT OR TOWN	ELECTION DISTRICT	TOTAL VOTES	VINCENT R FELDER DEM	SCATTER	BLANK AND VOID
Leg. Dist. 22					
	1	143	99	0	44
	2/13	83	50	0	33
	3	69	35	0	34
	4	41	28	0	13
	5	75	55	0	20
	6	106	77	0	29
	7	47	29	1	17
	8	99	82	0	17
	9	56	44	0	12
	10	71	53	0	18
	11	148	107	0	41
	12	78	54	0	24
	14	86	57	0	29
	15	80	64	0	16
	16	34	21	0	13
	17	44	34	0	10
	18	65	50	0	15
	19	44	31	0	13
	20	59	47	0	12
	21	46	32	0	14
	22	105	79	1	25
	23	57	42	0	15
	24	93	65	1	27
	25	268	179	0	89
	26	78	56	0	22
	27	104	76	0	28
GRAND TOTAL:		<u><u>2,179</u></u>	<u><u>1,546</u></u>	<u><u>3</u></u>	<u><u>630</u></u>

COUNTY LEGISLATOR
23RD DISTRICT

LEGISLATIVE DISTRICT OR TOWN	ELECTION DISTRICT	TOTAL VOTES	LINDA M HASMAN DEM	LINDA M HASMAN WOR	SCATTER	BLANK AND VOID
Leg. Dist. 23						
	1	86	61	10	0	15
	2	160	109	24	0	27
	3	133	87	20	0	26
	4	288	215	19	1	53
	5	107	75	16	0	16
	6	105	76	14	0	15
	7	202	147	25	1	29
	8	197	150	20	2	25
	9	143	97	10	0	36
	10	144	113	18	0	13
	11	206	147	21	0	38
	12	251	179	27	0	45
	13	179	121	13	2	43
	14	169	122	19	0	28
	15	125	84	21	2	18
	16	96	65	12	1	18
	17	258	161	33	1	63
	18	410	257	44	1	108
	19	210	145	20	1	44
	20	240	179	19	0	42
	21	206	135	22	0	49
	22	167	113	13	0	41
	23/29	133	88	16	0	29
	24	184	111	25	0	48
	25	338	225	30	1	82
	26	344	234	33	2	75
	27	174	124	11	0	39
	28	188	137	21	2	28
Leg. Dist. 23		5,443	3,757	576	17	1,093
Brighton						
	7	210	134	19	0	57
	11	319	208	30	1	80
	15	204	149	9	0	46
	24	290	176	24	2	88
	34	246	172	20	0	54
Brighton		1,269	839	102	3	325
GRAND TOTAL:		6,712	4,596	678	20	1,418

COUNTY LEGISLATOR
24TH DISTRICT

LEGISLATIVE DISTRICT OR TOWN	ELECTION DISTRICT	TOTAL VOTES	JOSHUA P BAUROTH DEM	JOSHUA P BAUROTH WOR	SCATTER	BLANK AND VOID
Leg. Dist. 24						
	1	288	203	44	0	41
	2/23	236	170	23	0	43
	3/22	216	157	23	0	36
	4	262	181	37	0	44
	5	197	140	21	2	34
	6	144	108	11	1	24
	7/19	129	86	10	2	31
	8	132	96	12	0	24
	9	111	74	9	2	26
	10	293	219	44	1	29
	11/12	98	63	5	0	30
	13	209	155	31	0	23
	14/20/21	326	232	38	3	53
	15	253	177	30	1	45
	16	219	155	29	2	33
	17	73	48	3	1	21
	18	189	136	26	1	26
	24	23	19	0	0	4
Leg. Dist. 24		<u>3,398</u>	<u>2,419</u>	<u>396</u>	<u>16</u>	<u>567</u>
Brighton						
	4	265	192	24	2	47
	5	271	195	18	2	56
	9	240	157	20	1	62
	10	306	212	24	1	69
	14	154	118	20	0	16
	20	147	102	14	0	31
	23	209	143	14	0	52
	25	207	145	23	0	39
	27	191	136	13	2	40
	30	438	303	17	1	117
	35	181	124	14	1	42
	40	359	276	15	0	68
	46	138	102	9	0	27
Brighton		<u>3,106</u>	<u>2,205</u>	<u>225</u>	<u>10</u>	<u>666</u>
GRAND TOTAL:		<u><u>6,504</u></u>	<u><u>4,624</u></u>	<u><u>621</u></u>	<u><u>26</u></u>	<u><u>1,233</u></u>

COUNTY LEGISLATOR
25TH DISTRICT

LEGISLATIVE DISTRICT OR TOWN	ELECTION DISTRICT	TOTAL VOTES	JOHN F LIGHTFOOT DEM	SCATTER	BLANK AND VOID
Leg. Dist. 25					
	1	232	185	3	44
	2	148	120	0	28
	3	211	170	0	41
	4/14/24	217	152	1	64
	5	151	136	0	15
	6	145	113	1	31
	7	160	133	0	27
	8	171	137	0	34
	9	62	56	1	5
	10	199	154	1	44
	11	62	51	0	11
	12/28	177	136	2	39
	13	110	94	0	16
	15	112	92	1	19
	16	93	77	0	16
	17	83	69	1	13
	18	181	128	2	51
	19	70	51	0	19
	20	88	57	0	31
	21	87	64	0	23
	22	140	112	5	23
	23	19	18	1	0
	25	266	199	1	66
	26/27	89	66	1	22
	29/30	157	121	4	32
GRAND TOTAL:		<u><u>3,430</u></u>	<u><u>2,691</u></u>	<u><u>25</u></u>	<u><u>714</u></u>

COUNTY LEGISLATOR
26TH DISTRICT

LEGISLATIVE DISTRICT OR TOWN	ELECTION DISTRICT	TOTAL VOTES	YVERSHA M ROMAN DEM	ORLANDO J RIVERA REP	ORLANDO J RIVERA CON	YVERSHA M ROMAN WOR	TONY MICCICHE LBT	TONY MICCICHE IND	SCATTER	BLANK AND VOID
Leg. Dist. 26										
	1	313	136	66	27	7	29	33	0	15
	2	124	49	23	12	3	10	15	0	12
	3	91	46	19	5	4	2	7	0	8
	4	153	49	38	8	6	18	26	0	8
	5	132	61	22	10	3	12	8	0	16
	6	125	86	16	3	3	3	2	0	12
	7	124	56	30	6	4	7	4	0	17
	8	133	78	23	3	3	5	5	0	16
	9	172	97	28	12	6	11	8	0	10
	10	142	73	32	7	6	5	8	0	11
	11	177	86	37	7	8	14	13	0	12
	12	179	67	51	14	3	16	14	0	14
	13	193	76	37	15	6	22	20	0	17
	14	230	89	48	18	14	17	27	0	17
	15	128	79	25	1	4	9	4	0	6
	16	166	64	47	7	2	20	17	0	9
	17	149	57	34	4	5	21	16	0	12
Leg. Dist. 26		<u>2,731</u>	<u>1,249</u>	<u>576</u>	<u>159</u>	<u>87</u>	<u>221</u>	<u>227</u>	<u>0</u>	<u>212</u>
CITY Gates		2,731	1,249	576	159	87	221	227	0	212
	1	126	55	38	13	4	3	7	0	6
	2	171	67	50	8	1	11	9	0	25
	6	218	101	61	10	2	17	11	0	16
	11	156	48	66	9	4	11	7	0	11
	12	131	55	45	8	3	4	5	0	11
	13	183	62	65	15	3	10	17	0	11
	16	172	68	59	15	4	4	7	0	15
	17	175	58	64	15	4	9	12	0	13
	29	188	73	53	15	4	17	13	0	13
	33	77	35	28	4	2	5	1	0	2
Gates		<u>1,597</u>	<u>622</u>	<u>529</u>	<u>112</u>	<u>31</u>	<u>91</u>	<u>89</u>	<u>0</u>	<u>123</u>
Greece										
	21	152	57	37	15	4	12	19	0	8
	32	158	55	54	18	5	6	13	0	7
	63	205	84	54	22	1	16	21	0	7
Greece		<u>515</u>	<u>196</u>	<u>145</u>	<u>55</u>	<u>10</u>	<u>34</u>	<u>53</u>	<u>0</u>	<u>22</u>

COUNTY LEGISLATOR
26TH DISTRICT

LEGISLATIVE DISTRICT OR TOWN	ELECTION DISTRICT	TOTAL VOTES	YVERSHA M ROMAN DEM	ORLANDO J RIVERA REP	ORLANDO J RIVERA CON	YVERSHA M ROMAN WOR	TONY MICCICHE LBT	TONY MICCICHE IND	SCATTER	BLANK AND VOID
TOWNS		2,112	818	674	167	41	125	142	0	145
GRAND TOTAL:		4,843	2,067	1,250	326	128	346	369	0	357

COUNTY LEGISLATOR
27TH DISTRICT

LEGISLATIVE DISTRICT OR TOWN	ELECTION DISTRICT	TOTAL VOTES	SABRINA A LAMAR DEM	SCATTER	BLANK AND VOID
Leg. Dist. 27					
	1	208	162	1	45
	2	227	185	0	42
	3	175	136	0	39
	4	229	180	0	49
	5	220	176	0	44
	6	170	128	0	42
	7	190	143	2	45
	8	318	213	1	104
	9	224	177	0	47
	10	193	149	0	44
	11	238	199	1	38
	12	163	128	1	34
	13	194	158	0	36
	14	147	114	0	33
	15	181	142	0	39
	16	191	149	1	41
	17	196	148	1	47
	18	146	103	1	42
	19	198	162	0	36
	20	84	62	0	22
	21	98	82	0	16
	22	114	82	1	31
	23	119	96	0	23
	25	96	61	0	35
	26	77	41	0	36
GRAND TOTAL:		<u>4,396</u>	<u>3,376</u>	<u>10</u>	<u>1,010</u>

COUNTY LEGISLATOR
28TH DISTRICT

LEGISLATIVE DISTRICT OR TOWN	ELECTION DISTRICT	TOTAL VOTES	FRANK KEOPHETLASY		SCATTER	BLANK AND VOID
			DEM	WOR		
Leg. Dist. 28						
	1	126	76	7	0	43
	2	70	45	6	1	18
	3	71	48	3	0	20
	4	88	35	8	0	45
	5	68	44	7	0	17
	6	214	144	17	1	52
	7/17	236	139	16	0	81
	8	98	62	9	0	27
	9	133	82	15	1	35
	10	44	24	5	0	15
	11	89	54	4	0	31
	12	63	42	4	0	17
	13	118	71	14	2	31
	14	87	43	8	0	36
	15	40	18	3	1	18
	16	94	50	11	0	33
	18	95	73	3	0	19
	19	2	1	0	0	1
	20	155	81	22	0	52
	21	161	94	15	0	52
	22	58	34	4	0	20
GRAND TOTAL:		<u>2,110</u>	<u>1,260</u>	<u>181</u>	<u>6</u>	<u>663</u>

COUNTY LEGISLATOR
29TH DISTRICT

<u>LEGISLATIVE DISTRICT OR TOWN</u>	<u>ELECTION DISTRICT</u>	<u>TOTAL VOTES</u>	<u>ERNEST S FLAGLER DEM</u>	<u>SCATTER</u>	<u>BLANK AND VOID</u>
Leg. Dist. 29					
	1/2	50	33	0	17
	3/8	39	27	0	12
	4	155	110	1	44
	5	123	88	0	35
	6	84	62	0	22
	7	123	78	1	44
	9	211	149	2	60
	10	165	130	0	35
	11	109	76	0	33
	12	135	105	0	30
	13	58	46	0	12
	14	46	35	0	11
	15	95	73	0	22
	16	35	27	0	8
	17	99	64	0	35
	18	174	122	0	52
	19	74	54	0	20
	20	163	134	1	28
	21	162	108	0	54
	22	84	64	1	19
	23	155	117	0	38
	24	180	147	0	33
	25/28	238	160	0	78
	26	47	38	0	9
GRAND TOTAL:		<u><u>2,804</u></u>	<u><u>2,047</u></u>	<u><u>6</u></u>	<u><u>751</u></u>

CITY COURT JUDGE
(VOTE FOR 2)
SUMMARY

LEGISLATIVE DISTRICT OR TOWN	TOTAL VOTES	NICOLE MORRIS DEM	MELISSA L BARRETT DEM	NICOLE MORRIS WOR	MELISSA L BARRETT WOR	SCATTER	BLANK AND VOID
Leg. Dist. 07	954	264	244	56	55	4	331
Leg. Dist. 16	18	7	6	0	0	0	5
Leg. Dist. 21	8,528	2,817	2,936	387	382	12	1,994
Leg. Dist. 22	4,358	1,408	1,575	77	91	3	1,204
Leg. Dist. 23	10,886	3,609	3,583	549	548	29	2,568
Leg. Dist. 24	6,796	2,334	2,343	390	394	24	1,311
Leg. Dist. 25	6,860	2,193	2,455	222	221	12	1,757
Leg. Dist. 26	5,462	1,489	1,490	304	320	17	1,842
Leg. Dist. 27	8,792	2,785	3,230	231	240	13	2,293
Leg. Dist. 28	4,220	1,238	1,290	178	184	14	1,316
Leg. Dist. 29	5,608	1,686	1,876	165	171	7	1,703
GRAND TOTAL:	62,482	19,830	21,028	2,559	2,606	135	16,324

CITY COURT JUDGE
(VOTE FOR 2)
DETAIL

LEGISLATIVE DISTRICT OR TOWN	ELECTION DISTRICT	TOTAL VOTES	NICOLE MORRIS	MELISSA L BARRETT	NICOLE MORRIS	MELISSA L BARRETT	SCATTER	BLANK AND VOID
			DEM	DEM	WOR	WOR		
Leg. Dist. 07								
	1	594	161	151	33	34	2	213
	2	360	103	93	23	21	2	118
Leg. Dist. 07		954	264	244	56	55	4	331
Leg. Dist. 16								
	1	18	7	6	0	0	0	5
Leg. Dist. 16		18	7	6	0	0	0	5
Leg. Dist. 21								
	1	434	134	137	28	30	2	103
	2	356	102	106	31	33	0	84
	3	206	60	67	3	6	0	70
	4	208	62	69	9	6	0	62
	5	266	92	87	22	21	0	44
	6	366	130	132	16	14	0	74
	7	592	197	205	16	18	0	156
	8/26	338	110	111	22	19	0	76
	9	470	173	166	20	20	0	91
	10	612	221	209	19	17	0	146
	11	274	84	105	9	6	0	70
	12	676	230	233	31	31	2	149
	13	254	89	91	15	16	0	43
	14	162	56	55	6	6	0	39
	15	484	159	175	21	22	0	107
	16	152	44	49	4	5	0	50
	17	330	117	116	13	12	0	72
	18	220	72	74	6	7	0	61
	19	144	47	54	2	1	0	40
	20	228	78	83	14	13	4	36
	21	232	78	83	4	5	0	62
	22	294	89	105	8	11	0	81
	23	280	85	95	20	16	0	64
	24	548	176	181	33	32	4	122
	25	246	87	96	11	12	0	40
	27	156	45	52	4	3	0	52
Leg. Dist. 21		8,528	2,817	2,936	387	382	12	1,994
Leg. Dist. 22								
	1	286	97	99	4	6	0	80
	2/13	166	48	55	2	3	0	58
	3	138	32	37	3	2	0	64
	4	82	18	26	2	3	0	33
	5	150	54	55	1	0	0	40
	6	212	67	83	1	2	0	59
	7	94	28	29	1	1	0	35
	8	198	64	78	6	8	0	42
	9	112	44	38	1	3	0	26
	10	142	51	60	2	2	0	27
	11	296	97	103	11	13	0	72
	12	156	55	63	0	1	0	37
	14	172	54	67	5	4	0	42

CITY COURT JUDGE
(VOTE FOR 2)
DETAIL

LEGISLATIVE DISTRICT OR TOWN	ELECTION DISTRICT	TOTAL VOTES	NICOLE MORRIS	MELISSA L BARRETT	NICOLE MORRIS	MELISSA L BARRETT	SCATTER	BLANK AND VOID
			DEM	DEM	WOR	WOR		
Leg. Dist. 22								
	15	160	57	57	1	3	0	42
	16	68	21	23	0	1	0	23
	17	88	32	36	1	1	0	18
	18	130	47	49	1	3	0	30
	19	88	32	32	1	2	0	21
	20	118	38	46	1	1	0	32
	21	92	26	34	1	0	0	31
	22	210	73	81	2	4	0	50
	23	114	34	38	0	1	0	41
	24	186	53	68	3	2	2	58
	25	536	170	182	20	15	1	148
	26	156	56	59	2	2	0	37
	27	208	60	77	5	8	0	58
Leg. Dist. 22		4,358	1,408	1,575	77	91	3	1,204
Leg. Dist. 23								
	1	172	59	55	12	8	1	37
	2	320	110	98	18	20	1	73
	3	266	86	90	18	16	0	56
	4	576	198	191	20	20	3	144
	5	214	71	74	13	13	2	41
	6	210	72	75	14	15	0	34
	7	404	141	146	25	24	2	66
	8	394	145	142	16	17	6	68
	9	286	100	95	8	11	0	72
	10	288	114	112	14	15	0	33
	11	412	138	146	22	22	0	84
	12	502	167	164	24	24	2	121
	13	358	113	114	11	11	0	109
	14	338	117	121	20	21	0	59
	15	250	78	70	21	20	4	57
	16	192	60	66	9	11	1	45
	17	516	157	161	28	27	3	140
	18	820	250	256	41	36	1	236
	19	420	142	136	18	22	2	100
	20	480	177	177	24	22	0	80
	21	412	131	127	20	19	0	115
	22	334	110	108	12	9	0	95
	23/29	266	87	80	16	16	1	66
	24	368	105	103	25	28	0	107
	25	676	211	207	30	31	0	197
	26	688	221	220	35	37	0	175
	27	348	119	117	14	13	0	85
	28	376	130	132	21	20	0	73
Leg. Dist. 23		10,886	3,609	3,583	549	548	29	2,568
Leg. Dist. 24								
	1	576	192	194	42	41	4	103
	2/23	472	172	172	22	24	0	82
	3/22	432	158	150	22	22	3	77

CITY COURT JUDGE
(VOTE FOR 2)
DETAIL

LEGISLATIVE DISTRICT OR TOWN	ELECTION DISTRICT	TOTAL VOTES	NICOLE MORRIS	MELISSA L BARRETT	NICOLE MORRIS	MELISSA L BARRETT	SCATTER	BLANK AND VOID
			DEM	DEM	WOR	WOR		
Leg. Dist. 24								
	4	524	176	181	35	37	0	95
	5	394	133	128	20	19	1	93
	6	288	100	105	13	10	0	60
	7/19	258	76	87	14	12	1	68
	8	264	98	98	8	8	0	52
	9	222	75	72	10	10	8	47
	10	586	211	203	40	41	1	90
	11/12	196	62	75	9	7	0	43
	13	418	150	143	28	32	1	64
	14/20/21	652	225	217	41	45	0	124
	15	506	164	173	28	27	3	111
	16	438	141	149	28	28	2	90
	17	146	44	46	6	7	0	43
	18	378	138	134	24	23	0	59
	24	46	19	16	0	1	0	10
Leg. Dist. 24		6,796	2,334	2,343	390	394	24	1,311
Leg. Dist. 25								
	1	464	158	175	17	16	5	93
	2	296	87	110	5	8	0	86
	3	422	127	145	7	8	0	135
	4/14/24	434	135	145	16	21	0	117
	5	302	95	126	3	1	0	77
	6	290	100	97	21	22	0	50
	7	320	95	118	5	6	0	96
	8	342	116	120	10	9	0	87
	9	124	41	52	1	0	0	30
	10	398	122	142	10	8	0	116
	11	124	39	52	2	0	0	31
	12/28	354	113	107	39	41	0	54
	13	220	74	91	5	4	0	46
	15	224	68	91	1	1	0	63
	16	186	57	67	3	3	0	56
	17	166	55	70	1	1	1	38
	18	362	123	125	3	6	2	103
	19	140	48	47	4	3	0	38
	20	176	53	54	6	5	0	58
	21	174	56	67	4	4	0	43
	22	280	94	107	10	8	2	59
	23	38	19	19	0	0	0	0
	25	532	156	174	21	19	1	161
	26/27	178	57	54	8	9	1	49
	29/30	314	105	100	20	18	0	71
Leg. Dist. 25		6,860	2,193	2,455	222	221	12	1,757
Leg. Dist. 26								
	1	626	163	173	34	39	2	215
	2	248	64	65	20	23	1	75
	3	182	49	51	11	13	0	58
	4	306	62	61	28	29	2	124

CITY COURT JUDGE
(VOTE FOR 2)
DETAIL

LEGISLATIVE DISTRICT OR TOWN	ELECTION DISTRICT	TOTAL VOTES	NICOLE MORRIS	MELISSA L BARRETT	NICOLE MORRIS	MELISSA L BARRETT	SCATTER	BLANK AND VOID
			DEM	DEM	WOR	WOR		
Leg. Dist. 26								
	5	264	74	75	18	21	0	76
	6	250	69	90	8	9	0	74
	7	248	68	66	15	15	0	84
	8	266	89	85	9	7	0	76
	9	344	97	105	15	13	0	114
	10	284	77	67	14	19	2	105
	11	354	97	99	18	18	0	122
	12	358	94	93	22	22	0	127
	13	386	100	97	26	27	6	130
	14	460	129	126	34	35	2	134
	15	256	84	77	7	4	0	84
	16	332	90	79	13	14	0	136
	17	298	83	81	12	12	2	108
Leg. Dist. 26		5,462	1,489	1,490	304	320	17	1,842
Leg. Dist. 27								
	1	416	133	149	12	13	2	107
	2	454	148	175	10	12	0	109
	3	350	120	131	12	11	0	76
	4	458	153	172	12	16	0	105
	5	440	143	158	19	18	0	102
	6	340	103	125	2	7	0	103
	7	380	117	132	12	14	2	103
	8	636	179	229	9	9	2	208
	9	448	142	171	10	12	1	112
	10	386	124	131	17	15	0	99
	11	476	160	171	11	11	2	121
	12	326	99	109	16	16	0	86
	13	388	136	160	5	5	0	82
	14	294	107	122	7	5	0	53
	15	362	114	142	8	10	0	88
	16	382	129	156	7	6	0	84
	17	392	130	149	6	6	0	101
	18	292	84	86	14	12	2	94
	19	396	123	152	7	7	1	106
	20	168	49	62	5	2	1	49
	21	196	64	82	0	2	0	48
	22	228	71	73	11	12	0	61
	23	238	83	91	5	6	0	53
	25	192	47	64	6	6	0	69
	26	154	27	38	8	7	0	74
Leg. Dist. 27		8,792	2,785	3,230	231	240	13	2,293
Leg. Dist. 28								
	1	252	75	81	9	9	1	77
	2	140	41	37	9	9	2	42
	3	142	44	43	4	3	2	46
	4	176	33	46	7	10	0	80
	5	136	37	38	8	7	0	46
	6	428	138	139	17	18	0	116

CITY COURT JUDGE
(VOTE FOR 2)
DETAIL

LEGISLATIVE DISTRICT OR TOWN	ELECTION DISTRICT	TOTAL VOTES	NICOLE MORRIS	MELISSA L BARRETT	NICOLE MORRIS	MELISSA L BARRETT	SCATTER	BLANK AND VOID
			DEM	DEM	WOR	WOR		
Leg. Dist. 28	7/17	472	131	137	18	14	0	172
	8	196	57	67	4	3	0	65
	9	266	79	84	15	12	3	73
	10	88	24	27	7	8	0	22
	11	178	55	56	4	9	0	54
	12	126	38	44	8	4	0	32
	13	236	65	74	12	13	4	68
	14	174	43	54	6	5	0	66
	15	80	18	24	4	3	0	31
	16	188	58	45	9	13	0	63
	18	190	70	68	3	3	0	46
	19	4	1	1	0	0	0	2
	20	310	100	89	16	19	2	84
	21	322	99	100	15	18	0	90
	22	116	32	36	3	4	0	41
Leg. Dist. 28		4,220	1,238	1,290	178	184	14	1,316
Leg. Dist. 29	1/2	100	29	35	2	3	0	31
	3/8	78	26	30	1	1	0	20
	4	310	93	93	14	13	0	97
	5	246	65	80	7	12	0	82
	6	168	50	59	8	6	0	45
	7	246	63	73	14	13	0	83
	9	422	116	148	11	12	4	131
	10	330	97	115	10	7	0	101
	11	218	65	67	11	9	0	66
	12	270	88	92	9	12	0	69
	13	116	38	45	2	0	0	31
	14	92	31	35	2	3	0	21
	15	190	53	67	6	5	0	59
	16	70	23	25	0	1	0	21
	17	198	50	60	8	6	0	74
	18	348	111	98	18	20	1	100
	19	148	46	51	4	5	0	42
	20	326	115	117	6	9	0	79
	21	324	103	102	10	11	0	98
	22	168	52	64	1	3	2	46
	23	310	79	96	3	1	0	131
	24	360	117	132	11	11	0	89
	25/28	476	139	160	7	7	0	163
	26	94	37	32	0	1	0	24
Leg. Dist. 29		5,608	1,686	1,876	165	171	7	1,703
GRAND TOTAL:		62,482	19,830	21,028	2,559	2,606	135	16,324

MEMBER OF CITY COUNCIL
EAST DISTRICT
SUMMARY

LEGISLATIVE DISTRICT OR TOWN	TOTAL VOTES	MARY LUPIEN DEM	MARY LUPIEN WOR	DAVID R SUTLIFF-ATIAS GRE	SCATTER	BLANK AND VOID
Leg. Dist. 21	3,687	2,439	297	416	6	529
Leg. Dist. 22	256	167	12	25	0	52
Leg. Dist. 23	5,285	3,396	425	690	10	764
Leg. Dist. 24	1,922	1,284	191	261	6	180
Leg. Dist. 25	64	39	2	8	0	15
GRAND TOTAL:	11,214	7,325	927	1,400	22	1,540

MEMBER OF CITY COUNCIL
EAST DISTRICT
DETAIL

LEGISLATIVE DISTRICT OR TOWN	ELECTION DISTRICT	TOTAL VOTES	MARY LUPIEN DEM	MARY LUPIEN WOR	DAVID R SUTLIFF-ATIAS GRE	SCATTER	BLANK AND VOID
Leg. Dist. 21	1	217	125	21	44	1	26
	2	178	101	25	18	0	34
	5	133	84	15	18	1	15
	6	183	126	12	25	0	20
	7	296	196	18	33	0	49
	8/26	169	110	18	22	0	19
	9	235	160	21	24	0	30
	10	306	205	13	21	0	67
	12	338	212	28	50	0	48
	13	127	84	10	18	0	15
	14	81	54	7	9	0	11
	15	242	160	21	22	0	39
	17	165	119	16	11	0	19
	18	110	76	8	1	0	25
	19	72	53	2	0	0	17
	20	114	79	8	14	2	11
	21	116	86	2	6	0	22
	22	147	89	9	24	0	25
	23	140	86	17	15	0	22
	24	274	174	20	51	1	28
	25	123	103	8	6	0	6
	27	78	55	4	3	1	15
Leg. Dist. 21		<u>3,844</u>	<u>2,537</u>	<u>303</u>	<u>435</u>	<u>6</u>	<u>563</u>
Leg. Dist. 22	25	<u>268</u>	<u>175</u>	<u>12</u>	<u>25</u>	<u>1</u>	<u>55</u>
Leg. Dist. 22		<u>268</u>	<u>175</u>	<u>12</u>	<u>25</u>	<u>1</u>	<u>55</u>
Leg. Dist. 23	1	86	58	8	10	0	10
	2	160	102	10	31	0	17
	3	133	85	13	22	0	13
	4	288	192	21	26	1	48
	5	107	66	13	19	0	9
	6	105	74	8	15	0	8
	7	202	137	16	19	2	28
	8	197	139	18	21	1	18
	9	143	98	10	11	0	24
	10	144	104	13	17	0	10
	11	206	140	19	25	0	22
	12	251	170	20	24	0	37
	13	179	111	7	22	0	39
	14	169	107	12	35	1	14
	15	125	76	14	14	1	20
	16	96	65	8	11	0	12
	17	258	157	18	35	0	48
	18	410	258	35	44	0	73
	19	210	133	14	28	1	34
	20	240	168	19	32	0	21
	21	206	130	17	23	0	36
	22	167	115	7	15	0	30

MEMBER OF CITY COUNCIL
EAST DISTRICT
DETAIL

LEGISLATIVE DISTRICT OR TOWN	ELECTION DISTRICT	TOTAL VOTES	MARY LUPIEN DEM	MARY LUPIEN WOR	DAVID R SUTLIFF-ATIAS GRE	SCATTER	BLANK AND VOID
Leg. Dist. 23							
	23/29	133	80	14	22	1	16
	24	184	99	23	27	0	35
	25	338	205	25	49	0	59
	26	344	206	26	54	1	57
	27	174	100	8	32	0	34
	28	188	123	19	26	1	19
Leg. Dist. 23		5,443	3,498	435	709	10	791
Leg. Dist. 24							
	1	288	192	36	38	1	21
	2/23	236	163	21	26	2	24
	4	262	176	19	43	0	24
	10	293	190	31	46	1	25
	13	209	145	25	25	1	13
	15	253	165	21	27	1	39
	16	219	144	24	26	0	25
	18	189	127	16	33	0	13
	24	23	16	1	3	0	3
Leg. Dist. 24		1,972	1,318	194	267	6	187
Leg. Dist. 25							
	19	70	43	2	9	0	16
Leg. Dist. 25		70	43	2	9	0	16
GRAND TOTAL:		11,597	7,571	946	1,445	23	1,612

MEMBER OF CITY COUNCIL
NORTHEAST DISTRICT
SUMMARY

LEGISLATIVE DISTRICT OR TOWN	TOTAL VOTES	MICHAEL A PATTERSON DEM	CHRIS EDES GRE	CHRIS EDES LBT	SCATTER	BLANK AND VOID
Leg. Dist. 16	9	6	1	0	0	2
Leg. Dist. 21	412	293	27	16	0	76
Leg. Dist. 22	1,844	1,365	89	35	3	352
Leg. Dist. 25	255	171	21	3	1	59
Leg. Dist. 29	2,491	1,787	144	78	6	476
GRAND TOTAL:	5,011	3,622	282	132	10	965

MEMBER OF CITY COUNCIL
NORTHEAST DISTRICT
DETAIL

LEGISLATIVE DISTRICT OR TOWN	ELECTION DISTRICT	TOTAL VOTES	MICHAEL A PATTERSON	CHRIS EDES	CHRIS EDES	SCATTER	BLANK AND VOID
			DEM	GRE	LBT		
Leg. Dist. 16	1	9	6	0	0	0	3
Leg. Dist. 16		9	6	0	0	0	3
Leg. Dist. 21	3	103	67	0	4	0	32
	4	104	68	0	6	0	30
	11	137	108	0	3	0	26
	16	76	54	0	3	0	19
Leg. Dist. 21		420	297	0	16	0	107
Leg. Dist. 22	1	143	111	0	3	0	29
	2/13	83	63	0	1	0	19
	3	69	40	0	2	0	27
	4	41	28	0	2	0	11
	5	75	56	0	1	0	18
	6	106	76	0	2	0	28
	7	47	31	0	0	1	15
	8	99	78	0	5	0	16
	9	56	42	0	0	0	14
	10	71	61	0	0	0	10
	11	148	105	0	2	0	41
	12	78	60	0	1	0	17
	14	86	62	0	2	0	22
	15	80	61	0	1	0	18
	16	34	27	0	0	0	7
	17	44	34	0	0	0	10
	18	65	49	0	0	0	16
	19	44	31	0	2	0	11
	20	59	46	0	0	0	13
	21	46	39	0	1	0	6
	22	105	80	0	3	1	21
	23	57	43	0	1	0	13
	24	93	67	0	1	0	25
	26	78	41	0	3	0	34
	27	104	77	0	2	1	24
Leg. Dist. 22		1,911	1,408	0	35	3	465
Leg. Dist. 25	25	266	177	0	4	1	84
Leg. Dist. 25		266	177	0	4	1	84
Leg. Dist. 29	1/2	50	36	0	1	0	13
	3/8	39	29	0	0	0	10
	4	155	104	0	6	1	44
	5	123	89	0	6	0	28
	6	84	62	0	1	0	21
	9	211	143	0	12	0	56
	10	165	128	0	6	0	31
	11	109	77	0	5	0	27
	12	135	99	0	7	0	29
	13	58	43	0	1	0	14

MEMBER OF CITY COUNCIL
NORTHEAST DISTRICT
DETAIL

LEGISLATIVE DISTRICT OR TOWN	ELECTION DISTRICT	TOTAL VOTES	MICHAEL A PATTERSON	CHRIS EDES	CHRIS EDES	SCATTER	BLANK AND VOID
			DEM	GRE	LBT		
Leg. Dist. 29	14	46	36	0	3	0	7
	15	95	74	0	1	0	20
	16	35	28	0	0	0	7
	18	174	111	0	11	1	51
	19	74	49	0	0	0	25
	20	163	130	0	3	2	28
	21	162	98	0	10	1	53
	22	84	67	0	0	1	16
	23	155	96	0	1	0	58
	24	180	145	0	1	0	34
	25/28	238	159	0	4	1	74
	26	47	38	0	3	0	6
Leg. Dist. 29		<u>2,582</u>	<u>1,841</u>	<u>0</u>	<u>82</u>	<u>7</u>	<u>652</u>
GRAND TOTAL:		<u><u>5,188</u></u>	<u><u>3,729</u></u>	<u><u>0</u></u>	<u><u>137</u></u>	<u><u>11</u></u>	<u><u>1,311</u></u>

MEMBER OF CITY COUNCIL
NORTHWEST DISTRICT
SUMMARY

<u>LEGISLATIVE DISTRICT OR TOWN</u>	<u>TOTAL VOTES</u>	<u>JOSE M PEO DEM</u>	<u>SCATTER</u>	<u>BLANK AND VOID</u>
Leg. Dist. 07	477	317	3	157
Leg. Dist. 25	180	121	2	57
Leg. Dist. 26	2,731	1,837	25	869
Leg. Dist. 27	433	280	4	149
Leg. Dist. 28	2,110	1,447	21	642
Leg. Dist. 29	222	145	0	77
GRAND TOTAL:	<u><u>6,153</u></u>	<u><u>4,147</u></u>	<u><u>55</u></u>	<u><u>1,951</u></u>

MEMBER OF CITY COUNCIL
NORTHWEST DISTRICT
DETAIL

LEGISLATIVE DISTRICT OR TOWN	ELECTION DISTRICT	TOTAL VOTES	JOSE M PEO		BLANK AND VOID
			DEM	SCATTER	
Leg. Dist. 07					
	1	297	201	1	95
	2	180	116	2	62
Leg. Dist. 07		<u>477</u>	<u>317</u>	<u>3</u>	<u>157</u>
Leg. Dist. 25					
	16	93	58	1	34
	21	87	63	1	23
Leg. Dist. 25		<u>180</u>	<u>121</u>	<u>2</u>	<u>57</u>
Leg. Dist. 26					
	1	313	216	2	95
	2	124	77	2	45
	3	91	61	0	30
	4	153	84	0	69
	5	132	94	0	38
	6	125	88	1	36
	7	124	83	0	41
	8	133	102	1	30
	9	172	117	5	50
	10	142	91	3	48
	11	177	116	0	61
	12	179	115	0	64
	13	193	133	3	57
	14	230	166	4	60
	15	128	94	1	33
	16	166	108	0	58
	17	149	92	3	54
Leg. Dist. 26		<u>2,731</u>	<u>1,837</u>	<u>25</u>	<u>869</u>
Leg. Dist. 27					
	18	146	102	2	42
	22	114	80	1	33
	25	96	60	1	35
	26	77	38	0	39
Leg. Dist. 27		<u>433</u>	<u>280</u>	<u>4</u>	<u>149</u>
Leg. Dist. 28					
	1	126	87	1	38
	2	70	48	2	20
	3	71	49	2	20
	4	88	43	0	45
	5	68	45	0	23
	6	214	164	1	49
	7/17	236	147	1	88
	8	98	66	0	32
	9	133	99	1	33
	10	44	31	0	13
	11	89	56	6	27
	12	63	46	0	17

MEMBER OF CITY COUNCIL
NORTHWEST DISTRICT
DETAIL

<u>LEGISLATIVE DISTRICT OR TOWN</u>	<u>ELECTION DISTRICT</u>	<u>TOTAL VOTES</u>	<u>JOSE M PEO DEM</u>	<u>SCATTER</u>	<u>BLANK AND VOID</u>
Leg. Dist. 28	13	118	80	1	37
	14	87	58	0	29
	15	40	22	1	17
	16	94	69	0	25
	18	95	76	0	19
	19	2	2	0	0
	20	155	103	0	52
	21	161	118	2	41
	22	58	38	3	17
Leg. Dist. 28		<u>2,110</u>	<u>1,447</u>	<u>21</u>	<u>642</u>
Leg. Dist. 29	7	123	83	0	40
	17	99	62	0	37
Leg. Dist. 29		<u>222</u>	<u>145</u>	<u>0</u>	<u>77</u>
GRAND TOTAL:		<u><u>6,153</u></u>	<u><u>4,147</u></u>	<u><u>55</u></u>	<u><u>1,951</u></u>

MEMBER OF CITY COUNCIL
SOUTH DISTRICT
SUMMARY

LEGISLATIVE DISTRICT OR TOWN	TOTAL VOTES	LASHAY D HARRIS DEM	MARCUS C WILLIAMS REP	LASHAY D HARRIS WOR	ALEXANDER J WHITE GRE	SCATTER	BLANK AND VOID
Leg. Dist. 24	1,426	754	226	66	283	5	92
Leg. Dist. 25	2,914	1,963	272	109	262	40	268
Leg. Dist. 27	3,963	2,971	347	114	196	49	286
GRAND TOTAL:	8,303	5,688	845	289	741	94	646

MEMBER OF CITY COUNCIL
SOUTH DISTRICT
DETAIL

LEGISLATIVE DISTRICT OR TOWN	ELECTION DISTRICT	TOTAL VOTES	LASHAY D HARRIS	MARCUS C WILLIAMS	LASHAY D HARRIS	ALEXANDER J WHITE	SCATTER	BLANK AND VOID
			DEM	REP	WOR	GRE		
Leg. Dist. 24	3/22	216	112	26	16	53	1	8
	5	197	99	31	7	43	1	16
	6	144	87	13	6	30	0	8
	7/19	129	64	30	5	21	0	9
	8	132	63	20	7	33	0	9
	9	111	41	32	2	26	0	10
	11/12	98	66	18	1	5	2	6
	14/20/21	326	181	34	22	70	1	18
	17	73	41	22	0	2	0	8
Leg. Dist. 24		1,426	754	226	66	283	5	92
Leg. Dist. 25	1	232	149	34	7	22	5	15
	2	148	111	9	3	9	0	16
	3	211	151	18	3	9	3	27
	4/14/24	217	127	29	11	26	1	23
	5	151	127	6	2	0	0	16
	6	145	83	11	12	31	0	8
	7	160	118	11	8	2	3	18
	8	171	134	7	7	9	1	13
	9	62	52	3	1	1	1	4
	10	199	115	26	8	17	4	29
	11	62	50	1	1	1	0	9
	12/28	177	80	23	15	55	0	4
	13	110	83	5	5	4	0	13
	15	112	88	5	1	2	2	14
	17	83	67	4	1	2	4	5
	18	181	130	18	3	11	3	16
	20	88	48	19	1	8	1	11
	22	140	90	17	6	11	10	6
	23	19	15	1	1	0	2	0
	26/27	89	55	10	2	11	0	11
	29/30	157	90	15	11	31	0	10
Leg. Dist. 25		2,914	1,963	272	109	262	40	268
Leg. Dist. 27	1	208	145	33	4	10	3	13
	2	227	179	25	5	8	0	10
	3	175	124	23	7	16	0	5
	4	229	171	19	8	14	4	13
	5	220	162	23	10	11	1	13
	6	170	122	20	5	6	3	14
	7	190	136	21	6	15	2	10
	8	318	240	18	6	3	7	44
	9	224	169	9	8	12	4	22
	10	193	120	29	7	21	6	10
	11	238	177	26	4	14	1	16
	12	163	115	15	7	12	0	14
	13	194	156	5	5	7	3	18
	14	147	121	10	4	4	0	8

MEMBER OF CITY COUNCIL
SOUTH DISTRICT
DETAIL

LEGISLATIVE DISTRICT OR TOWN	ELECTION DISTRICT	TOTAL VOTES	LASHAY D HARRIS	MARCUS C WILLIAMS	LASHAY D HARRIS	ALEXANDER J WHITE	SCATTER	BLANK AND VOID
			DEM	REP	WOR	GRE		
Leg. Dist. 27								
	15	181	144	11	8	6	1	11
	16	191	146	12	4	12	4	13
	17	196	157	18	2	5	1	13
	19	198	161	9	5	3	4	16
	20	84	66	4	1	2	3	8
	21	98	78	9	0	8	0	3
	23	119	82	8	8	7	2	12
Leg. Dist. 27		3,963	2,971	347	114	196	49	286
GRAND TOTAL:		8,303	5,688	845	289	741	94	646

COMMISSIONER OF SCHOOLS
CITY OF ROCHESTER
(VOTE FOR 4)
SUMMARY

LEGISLATIVE DISTRICT OR TOWN	TOTAL VOTES	BEATRIZ B LEBRON	AMY K MALOY	WILLA POWELL	RICARDO ADAMS	BEATRIZ B LEBRON	AMY K MALOY	RICARDO ADAMS	SCATTER	BLANK AND VOID
		DEM	DEM	DEM	DEM	WOR	WOR	WOR		
Leg. Dist. 07	1,908	227	229	246	214	46	51	51	13	831
Leg. Dist. 16	36	6	6	6	6	0	0	0	0	12
Leg. Dist. 21	17,056	2,699	2,572	2,827	2,533	351	386	374	72	5,242
Leg. Dist. 22	8,716	1,440	1,244	1,400	1,286	73	87	89	14	3,083
Leg. Dist. 23	21,772	3,241	3,344	3,382	3,179	498	571	521	99	6,937
Leg. Dist. 24	13,592	2,189	2,241	2,338	2,176	353	365	359	85	3,486
Leg. Dist. 25	13,720	2,137	1,986	2,210	1,984	204	223	213	63	4,700
Leg. Dist. 26	10,924	1,412	1,379	1,454	1,339	243	274	264	58	4,501
Leg. Dist. 27	17,584	2,763	2,534	2,853	2,596	214	232	237	70	6,085
Leg. Dist. 28	8,440	1,197	1,107	1,246	1,085	147	172	154	33	3,299
Leg. Dist. 29	11,216	1,733	1,564	1,713	1,549	144	169	157	30	4,157
GRAND TOTAL:	124,964	19,044	18,206	19,675	17,947	2,273	2,530	2,419	537	42,333

COMMISSIONER OF SCHOOLS
CITY OF ROCHESTER
(VOTE FOR 4)
DETAIL

LEGISLATIVE DISTRICT OR TOWN	ELECTION DISTRICT	TOTAL VOTES	BEATRIZ B LEBRON	AMY K MALOY	WILLA POWELL	RICARDO ADAMS	BEATRIZ B LEBRON	AMY K MALOY	RICARDO ADAMS	SCATTER	BLANK AND VOID
			DEM	DEM	DEM	DEM	WOR	WOR	WOR		
Leg. Dist. 07											
	1	1,188	143	149	152	136	28	31	29	4	516
	2	720	84	80	94	78	18	20	22	9	315
Leg. Dist. 07		1,908	227	229	246	214	46	51	51	13	831
Leg. Dist. 16											
	1	36	6	6	6	6	0	0	0	0	12
Leg. Dist. 16		36	6	6	6	6	0	0	0	0	12
Leg. Dist. 21											
	1	868	132	141	143	128	22	21	24	3	254
	2	712	99	92	108	87	25	30	30	6	235
	3	412	61	53	62	57	3	6	4	0	166
	4	416	65	61	67	61	6	8	6	1	141
	5	532	83	82	98	81	20	23	22	0	123
	6	732	133	128	141	129	7	13	9	0	172
	7	1,184	176	167	178	161	24	24	23	6	425
	8/26	676	109	104	113	97	19	18	22	13	181
	9	940	155	158	168	153	19	24	20	1	242
	10	1,224	185	187	189	178	17	21	18	7	422
	11	548	92	78	95	79	9	9	10	0	176
	12	1,352	215	208	218	210	30	34	29	5	403
	13	508	78	75	87	76	15	18	20	0	139
	14	324	57	50	57	49	6	6	6	0	93
	15	968	158	147	159	140	18	20	21	10	295
	16	304	47	39	48	43	5	7	5	0	110
	17	660	106	102	112	98	16	14	14	2	196
	18	440	70	63	72	66	5	7	7	0	150
	19	288	49	39	48	37	2	1	2	0	110
	20	456	75	75	85	74	14	10	10	9	104
	21	464	81	76	73	75	3	3	2	0	151
	22	588	90	87	89	86	10	9	9	0	208
	23	560	93	77	96	81	14	11	14	0	174
	24	1,096	158	161	179	159	30	36	33	6	334
	25	492	88	82	95	86	8	10	11	0	112
	27	312	44	40	47	42	4	3	3	3	126

COMMISSIONER OF SCHOOLS
CITY OF ROCHESTER
(VOTE FOR 4)
DETAIL

LEGISLATIVE DISTRICT OR TOWN	ELECTION DISTRICT	TOTAL VOTES	BEATRIZ B LEBRON	AMY K MALOY	WILLA POWELL	RICARDO ADAMS	BEATRIZ B LEBRON	AMY K MALOY	RICARDO ADAMS	SCATTER	BLANK AND VOID
			DEM	DEM	DEM	DEM	WOR	WOR	WOR		
Leg. Dist. 21		17,056	2,699	2,572	2,827	2,533	351	386	374	72	5,242
Leg. Dist. 22											
	1	572	92	83	93	88	3	5	5	0	203
	2/13	332	45	37	50	43	3	2	3	0	149
	3	276	45	21	25	25	2	3	3	0	152
	4	164	31	18	20	20	0	0	1	0	74
	5	300	50	43	54	42	2	4	1	0	104
	6	424	66	63	71	60	3	6	2	0	153
	7	188	28	20	24	27	1	1	0	3	84
	8	396	71	70	71	72	6	5	5	0	96
	9	224	43	38	40	39	1	1	4	0	58
	10	284	48	46	52	46	0	1	1	0	90
	11	592	101	86	96	87	8	10	12	0	192
	12	312	57	48	53	47	1	0	1	0	105
	14	344	65	54	58	52	6	4	4	0	101
	15	320	57	54	56	55	2	2	3	0	91
	16	136	21	18	18	18	0	0	0	0	61
	17	176	30	29	31	33	1	1	1	0	50
	18	260	48	40	48	40	3	2	3	0	76
	19	176	31	24	27	27	2	2	3	0	60
	20	236	31	32	42	36	3	3	4	0	85
	21	184	29	21	28	23	0	0	0	0	83
	22	420	73	68	71	66	1	3	3	4	131
	23	228	37	28	31	31	0	0	1	0	100
	24	372	62	52	60	55	2	2	1	2	136
	25	1,072	161	150	167	150	14	21	18	2	389
	26	312	48	46	45	42	4	5	5	0	117
	27	416	70	55	69	62	5	4	5	3	143
Leg. Dist. 22		8,716	1,440	1,244	1,400	1,286	73	87	89	14	3,083
Leg. Dist. 23											
	1	344	59	60	60	58	6	9	8	2	82
	2	640	98	98	107	95	15	17	19	2	189
	3	532	76	77	86	68	19	19	24	1	162
	4	1,152	178	186	177	173	16	19	19	3	381

COMMISSIONER OF SCHOOLS
CITY OF ROCHESTER
(VOTE FOR 4)
DETAIL

LEGISLATIVE DISTRICT OR TOWN	ELECTION DISTRICT	TOTAL VOTES	BEATRIZ B LEBRON	AMY K MALOY	WILLA POWELL	RICARDO ADAMS	BEATRIZ B LEBRON	AMY K MALOY	RICARDO ADAMS	SCATTER	BLANK AND VOID
			DEM	DEM	DEM	DEM	WOR	WOR	WOR		
Leg. Dist. 23											
	5	428	66	69	70	66	14	13	11	0	119
	6	420	68	65	71	67	10	14	11	1	113
	7	808	133	133	141	128	19	21	23	4	206
	8	788	123	125	132	121	20	20	18	5	224
	9	572	86	88	77	80	9	9	10	5	208
	10	576	99	100	98	101	14	19	14	0	131
	11	824	118	124	129	120	24	26	22	8	253
	12	1,004	148	155	143	148	20	23	22	1	344
	13	716	100	96	103	97	14	16	14	3	273
	14	676	107	106	117	103	14	17	15	12	185
	15	500	70	73	82	65	19	20	21	12	138
	16	384	58	66	65	64	8	11	10	0	102
	17	1,032	144	144	163	142	22	25	24	6	362
	18	1,640	237	252	248	232	39	40	37	0	555
	19	840	126	132	137	126	20	25	20	4	250
	20	960	151	162	157	157	24	29	27	1	252
	21	824	111	118	116	110	17	19	18	7	308
	22	668	95	97	82	89	9	12	9	1	274
	23/29	532	73	76	77	72	15	18	14	8	179
	24	736	94	97	110	96	20	27	19	6	267
	25	1,352	187	202	191	185	28	32	30	1	496
	26	1,376	207	221	200	201	26	31	23	0	467
	27	696	108	108	114	103	17	17	17	0	212
	28	752	121	114	129	112	20	23	22	6	205
Leg. Dist. 23		21,772	3,241	3,344	3,382	3,179	498	571	521	99	6,937
Leg. Dist. 24											
	1	1,152	175	193	199	182	35	42	38	2	286
	2/23	944	154	165	141	149	21	22	20	5	267
	3/22	864	138	135	142	132	24	27	27	4	235
	4	1,048	173	174	196	174	29	29	30	3	240
	5	788	117	118	119	120	16	15	15	7	261
	6	576	99	101	104	100	12	10	9	0	141
	7/19	516	75	80	80	71	12	13	11	8	166
	8	528	90	93	90	92	11	11	10	5	126

COMMISSIONER OF SCHOOLS
CITY OF ROCHESTER
(VOTE FOR 4)
DETAIL

LEGISLATIVE DISTRICT OR TOWN	ELECTION DISTRICT	TOTAL VOTES	BEATRIZ B LEBRON	AMY K MALOY	WILLA POWELL	RICARDO ADAMS	BEATRIZ B LEBRON	AMY K MALOY	RICARDO ADAMS	SCATTER	BLANK AND VOID
			DEM	DEM	DEM	DEM	WOR	WOR	WOR		
Leg. Dist. 24											
	9	444	68	72	71	71	12	11	11	8	120
	10	1,172	194	197	205	194	40	38	38	9	257
	11/12	392	65	58	67	63	3	7	4	4	121
	13	836	137	145	163	143	31	30	28	4	155
	14/20/21	1,304	217	218	233	209	38	39	42	9	299
	15	1,012	167	162	180	157	21	22	26	5	272
	16	876	133	137	155	136	26	26	27	6	230
	17	292	41	39	45	42	6	6	4	0	109
	18	756	129	137	133	125	15	16	18	5	178
	24	92	17	17	15	16	1	1	1	1	23
Leg. Dist. 24		13,592	2,189	2,241	2,338	2,176	353	365	359	85	3,486
Leg. Dist. 25											
	1	928	146	145	151	146	13	14	13	14	286
	2	592	90	81	89	80	5	6	8	0	233
	3	844	119	109	133	113	9	8	7	1	345
	4/14/24	868	127	126	134	121	15	18	16	1	310
	5	604	105	88	103	92	0	2	1	0	213
	6	580	89	86	99	86	20	18	19	1	162
	7	640	104	89	97	92	6	6	3	0	243
	8	684	106	101	111	102	8	12	8	0	236
	9	248	41	35	44	36	1	2	1	0	88
	10	796	118	113	128	108	12	16	15	5	281
	11	248	42	37	42	37	0	0	0	1	89
	12/28	708	98	103	122	98	41	39	42	4	161
	13	440	67	63	71	63	2	3	3	1	167
	15	448	73	67	79	65	0	0	1	0	163
	16	372	50	49	61	50	3	2	4	3	150
	17	332	56	45	49	46	3	3	3	0	127
	18	724	118	101	111	100	5	6	7	5	271
	19	280	46	40	41	40	2	5	4	3	99
	20	352	48	49	44	51	1	2	1	6	150
	21	348	62	56	58	51	4	3	4	0	110
	22	560	96	91	102	93	10	11	6	7	144
	23	76	19	18	19	18	0	0	0	0	2

COMMISSIONER OF SCHOOLS
CITY OF ROCHESTER
(VOTE FOR 4)
DETAIL

LEGISLATIVE DISTRICT OR TOWN	ELECTION DISTRICT	TOTAL VOTES	BEATRIZ B LEBRON	AMY K MALOY	WILLA POWELL	RICARDO ADAMS	BEATRIZ B LEBRON	AMY K MALOY	RICARDO ADAMS	SCATTER	BLANK AND VOID
			DEM	DEM	DEM	DEM	WOR	WOR	WOR		
Leg. Dist. 25											
	25	1,064	156	140	145	145	16	18	18	6	420
	26/27	356	56	51	59	50	9	10	10	1	110
	29/30	628	105	103	118	101	19	19	19	4	140
Leg. Dist. 25		13,720	2,137	1,986	2,210	1,984	204	223	213	63	4,700
Leg. Dist. 26											
	1	1,252	159	159	169	153	28	37	33	5	509
	2	496	60	57	58	56	16	20	22	2	205
	3	364	49	51	49	44	11	13	12	0	135
	4	612	68	60	72	56	16	19	18	1	302
	5	528	71	72	77	71	11	13	13	6	194
	6	500	75	69	71	76	8	5	9	1	186
	7	496	66	65	69	63	6	8	7	1	211
	8	532	82	73	88	71	9	8	9	0	192
	9	688	91	84	85	81	15	18	15	3	296
	10	568	65	65	78	66	11	13	11	7	252
	11	708	89	88	100	88	16	17	18	0	292
	12	716	89	88	84	85	16	19	17	4	314
	13	772	94	98	97	90	20	23	24	14	312
	14	920	120	121	132	115	28	29	24	9	342
	15	512	75	75	64	74	9	5	4	0	206
	16	664	80	76	84	76	13	15	15	1	304
	17	596	79	78	77	74	10	12	13	4	249
Leg. Dist. 26		10,924	1,412	1,379	1,454	1,339	243	274	264	58	4,501
Leg. Dist. 27											
	1	832	121	116	142	117	17	16	14	2	287
	2	908	155	142	152	145	7	13	8	6	280
	3	700	114	114	115	111	13	16	13	0	204
	4	916	146	128	137	134	16	15	17	6	317
	5	880	128	126	144	133	20	16	22	2	289
	6	680	99	92	100	94	5	3	2	4	281
	7	760	122	111	126	121	11	12	12	4	241
	8	1,272	188	160	189	167	7	13	14	5	529
	9	896	142	135	135	137	10	12	11	0	314

COMMISSIONER OF SCHOOLS
CITY OF ROCHESTER
(VOTE FOR 4)
DETAIL

LEGISLATIVE DISTRICT OR TOWN	ELECTION DISTRICT	TOTAL VOTES	BEATRIZ B LEBRON	AMY K MALOY	WILLA POWELL	RICARDO ADAMS	BEATRIZ B LEBRON	AMY K MALOY	RICARDO ADAMS	SCATTER	BLANK AND VOID
			DEM	DEM	DEM	DEM	WOR	WOR	WOR		
Leg. Dist. 27											
	10	772	115	112	125	110	11	12	12	8	267
	11	952	167	142	169	144	10	10	9	3	298
	12	652	104	95	112	94	11	10	17	3	206
	13	776	140	127	143	124	5	3	7	0	227
	14	588	105	93	113	99	3	6	5	0	164
	15	724	110	98	123	110	8	8	7	6	254
	16	764	127	121	124	125	6	4	5	7	245
	17	784	123	115	127	119	6	6	4	2	282
	18	584	83	75	83	70	13	14	15	1	230
	19	792	133	115	127	115	9	11	12	3	267
	20	336	45	40	51	44	4	4	4	0	144
	21	392	68	60	64	66	1	1	1	0	131
	22	456	68	63	71	59	11	11	13	2	158
	23	476	77	79	88	76	3	3	5	3	142
	25	384	53	51	57	53	2	6	2	3	157
	26	308	30	24	36	29	5	7	6	0	171
Leg. Dist. 27		17,584	2,763	2,534	2,853	2,596	214	232	237	70	6,085
Leg. Dist. 28											
	1	504	69	61	70	66	8	10	8	1	211
	2	280	34	35	37	34	7	9	7	4	113
	3	284	43	39	46	38	2	4	1	1	110
	4	352	45	36	37	30	3	8	5	0	188
	5	272	38	35	41	34	5	5	5	1	108
	6	856	135	133	136	130	15	16	17	2	272
	7/17	944	123	116	130	114	13	13	13	2	420
	8	392	50	51	54	45	7	5	5	0	175
	9	532	78	71	83	70	9	11	12	11	187
	10	176	26	28	30	22	5	6	5	0	54
	11	356	49	45	57	44	5	8	6	1	141
	12	252	43	36	43	38	5	5	4	0	78
	13	472	65	59	70	62	9	16	10	8	173
	14	348	46	42	54	41	9	4	6	0	146
	15	160	20	18	24	20	4	3	4	0	67
	16	376	52	49	57	49	10	11	10	1	137

COMMISSIONER OF SCHOOLS
CITY OF ROCHESTER
(VOTE FOR 4)
DETAIL

LEGISLATIVE DISTRICT OR TOWN	ELECTION DISTRICT	TOTAL VOTES	BEATRIZ B LEBRON	AMY K MALOY	WILLA POWELL	RICARDO ADAMS	BEATRIZ B LEBRON	AMY K MALOY	RICARDO ADAMS	SCATTER	BLANK AND VOID
			DEM	DEM	DEM	DEM	WOR	WOR	WOR		
Leg. Dist. 28											
	18	380	66	58	63	60	2	3	3	0	125
	19	8	0	2	0	1	0	0	0	0	5
	20	620	84	77	97	77	14	17	15	0	239
	21	644	97	84	86	79	13	15	15	1	254
	22	232	34	32	31	31	2	3	3	0	96
		8,440	1,197	1,107	1,246	1,085	147	172	154	33	3,299
Leg. Dist. 28											
Leg. Dist. 29											
	1/2	200	33	28	34	29	4	4	5	0	63
	3/8	156	24	24	24	20	2	2	1	0	59
	4	620	93	84	98	83	9	13	12	1	227
	5	492	77	63	73	58	8	8	9	0	196
	6	336	52	46	52	47	5	5	5	0	124
	7	492	65	61	66	59	10	13	13	0	205
	9	844	133	114	123	111	13	13	12	8	317
	10	660	110	102	105	101	3	5	3	0	231
	11	436	71	65	70	62	5	6	5	0	152
	12	540	94	72	89	67	12	15	13	0	178
	13	232	39	39	42	38	1	1	2	0	70
	14	184	25	24	28	28	3	5	3	0	68
	15	380	57	45	61	50	6	6	6	0	149
	16	140	19	20	24	15	0	2	3	0	57
	17	396	57	47	50	46	5	8	8	0	175
	18	696	103	98	100	102	11	14	11	6	251
	19	296	43	44	47	42	4	3	3	0	110
	20	652	107	95	107	94	6	7	7	3	226
	21	648	93	91	94	85	15	18	16	4	232
	22	336	54	54	54	50	1	2	2	4	115
	23	620	99	88	84	88	1	1	0	0	259
	24	720	118	112	121	116	9	9	8	4	223
	25/28	952	134	120	139	129	11	8	10	0	401
	26	188	33	28	28	29	0	1	0	0	69
Leg. Dist. 29		11,216	1,733	1,564	1,713	1,549	144	169	157	30	4,157
GRAND TOTAL:		124,964	19,044	18,206	19,675	17,947	2,273	2,530	2,419	537	42,333

TOWN OF BRIGHTON
TOWN SUPERVISOR

LEGISLATIVE DISTRICT OR TOWN	ELECTION DISTRICT	TOTAL VOTES	WILLIAM W MOEHLE DEM	BETH ANNE NAPIER REP	BETH ANNE NAPIER CON	WILLIAM W MOEHLE WOR	WILLIAM W MOEHLE IND	SCATTER	BLANK AND VOID
Brighton									
	1	295	204	44	17	18	6	0	6
	2	173	85	51	19	8	5	0	5
	3	241	137	67	9	8	2	0	18
	4	265	180	47	6	18	10	0	4
	5	271	205	35	4	13	4	3	7
	6	348	213	84	26	12	6	0	7
	7	210	122	51	11	11	8	0	7
	8	245	114	105	9	2	5	0	10
	9	240	158	32	21	17	10	1	1
	10	306	210	52	14	17	10	0	3
	11	319	195	54	23	22	13	1	11
	12	349	242	59	12	16	9	2	9
	13	189	132	35	8	6	4	0	4
	14	154	113	21	3	12	4	0	1
	15	204	133	45	11	6	6	0	3
	16	190	74	77	25	1	3	0	10
	17	151	112	21	4	3	2	0	9
	18	246	177	38	3	15	9	1	3
	19	162	120	24	9	4	3	0	2
	20	147	101	24	8	7	3	1	3
	21	222	134	51	6	10	7	0	14
	22	227	149	49	12	7	3	3	4
	23	209	136	43	13	2	7	0	8
	24	290	161	79	15	9	10	0	16
	25	207	146	31	3	21	5	0	1
	26	176	104	47	5	7	10	0	3
	27	191	132	32	6	8	5	1	7
	28	297	172	68	14	18	14	0	11
	29	140	82	36	9	2	8	0	3
	30	438	313	81	10	8	9	2	15
	31	232	180	28	7	7	4	1	5
	32	291	176	60	21	13	10	1	10
	33	256	155	64	14	7	4	1	11
	34	246	162	43	16	10	7	0	8
	35	181	130	28	8	5	3	0	7
	36	177	118	29	11	6	6	0	7
	37	178	130	21	10	8	3	0	6
	38	268	183	56	11	13	2	0	3
	39	210	138	41	13	12	6	0	0
	40	359	271	46	10	11	11	0	10
	41	239	170	42	5	7	9	1	5
	42	93	69	14	4	1	3	0	2
	43	214	142	52	7	4	6	0	3
	44	80	48	18	5	0	1	1	7
	45	139	87	35	8	5	1	0	3
	46	138	99	21	6	2	4	0	6
GRAND TOTAL:		<u>10,403</u>	<u>6,814</u>	<u>2,081</u>	<u>491</u>	<u>419</u>	<u>280</u>	<u>20</u>	<u>298</u>

TOWN OF BRIGHTON
TOWN CLERK

LEGISLATIVE DISTRICT OR TOWN	ELECTION DISTRICT	TOTAL VOTES	DANIEL E AMAN DEM	DANIEL E AMAN WOR	DANIEL E AMAN IND	SCATTER	BLANK AND VOID
Brighton							
	1	295	220	24	12	1	38
	2	173	100	15	11	1	46
	3	241	151	10	10	0	70
	4	265	193	24	12	0	36
	5	271	207	19	6	3	36
	6	348	238	20	18	0	72
	7	210	132	18	10	0	50
	8	245	140	4	22	1	78
	9	240	163	18	20	1	38
	10	306	220	19	18	1	48
	11	319	222	25	15	1	56
	12	349	266	24	15	1	43
	13	189	141	9	9	0	30
	14	154	123	15	6	0	10
	15	204	147	11	10	0	36
	16	190	95	9	10	0	76
	17	151	124	4	4	0	19
	18	246	199	13	11	2	21
	19	162	129	8	5	1	19
	20	147	108	13	4	0	22
	21	222	155	12	8	1	46
	22	227	174	8	10	0	35
	23	209	157	10	11	0	31
	24	290	181	19	13	2	75
	25	207	155	21	7	0	24
	26	176	113	19	13	1	30
	27	191	148	6	11	2	24
	28	297	204	19	20	1	53
	29	140	92	3	9	0	36
	30	438	328	15	12	1	82
	31	232	191	14	8	0	19
	32	291	208	22	14	1	46
	33	256	200	8	19	0	29
	34	246	174	15	12	0	45
	35	181	136	12	9	0	24
	36	177	128	5	10	0	34
	37	178	141	9	7	1	20
	38	268	200	16	8	0	44
	39	210	146	21	15	0	28
	40	359	286	16	16	0	41
	41	239	182	12	13	0	32
	42	93	76	2	4	0	11
	43	214	164	9	6	0	35
	44	80	53	4	1	1	21
	45	139	96	5	6	1	31
	46	138	108	5	4	0	21
GRAND TOTAL:		<u>10,403</u>	<u>7,514</u>	<u>609</u>	<u>494</u>	<u>25</u>	<u>1,761</u>

TOWN OF BRIGHTON
TOWN JUSTICE

LEGISLATIVE DISTRICT OR TOWN	ELECTION DISTRICT	TOTAL VOTES	KAREN L MORRIS DEM	KAREN L MORRIS WOR	KAREN L MORRIS IND	SCATTER	BLANK AND VOID
Brighton							
	1	295	220	26	12	0	37
	2	173	100	15	10	0	48
	3	241	153	10	8	0	70
	4	265	194	24	13	0	34
	5	271	212	19	6	1	33
	6	348	230	22	21	0	75
	7	210	132	18	12	0	48
	8	245	144	5	20	0	76
	9	240	168	17	18	1	36
	10	306	220	17	20	1	48
	11	319	218	27	13	1	60
	12	349	268	22	16	0	43
	13	189	144	13	9	0	23
	14	154	118	18	7	1	10
	15	204	145	10	9	0	40
	16	190	102	7	10	1	70
	17	151	122	5	4	0	20
	18	246	191	17	11	1	26
	19	162	128	6	6	2	20
	20	147	112	12	4	0	19
	21	222	159	11	7	2	43
	22	227	178	10	9	1	29
	23	209	158	8	12	1	30
	24	290	184	19	12	2	73
	25	207	153	19	7	0	28
	26	176	116	18	12	0	30
	27	191	151	9	6	3	22
	28	297	201	22	19	1	54
	29	140	92	3	10	0	35
	30	438	324	19	12	1	82
	31	232	188	15	7	0	22
	32	291	207	21	14	1	48
	33	256	192	13	15	1	35
	34	246	177	13	11	0	45
	35	181	134	12	10	0	25
	36	177	130	7	6	0	34
	37	178	134	11	5	1	27
	38	268	196	18	9	0	45
	39	210	148	20	14	0	28
	40	359	283	15	13	0	48
	41	239	186	12	13	0	28
	42	93	75	3	5	0	10
	43	214	162	10	6	0	36
	44	80	51	3	1	0	25
	45	139	94	7	8	1	29
	46	138	106	3	4	0	25
GRAND TOTAL:		<u>10,403</u>	<u>7,500</u>	<u>631</u>	<u>476</u>	<u>24</u>	<u>1,772</u>

TOWN OF BRIGHTON
MEMBER OF TOWN COUNCIL
4 YEAR TERM
(VOTE FOR 2)

LEGISLATIVE DISTRICT OR TOWN	ELECTION DISTRICT	TOTAL VOTES	JASON S DIPONZIO	CHRISTOPHER K WERNER	DALE S VANVECHTEN	DALE S VANVECHTEN	JASON S DIPONZIO	CHRISTOPHER K WERNER	JASON S DIPONZIO	CHRISTOPHER K WERNER	SCATTER	BLANK AND VOID
			DEM	DEM	REP	CON	WOR	WOR	IND	IND		
Brighton	1	590	202	192	61	13	25	26	9	8	2	52
	2	346	89	79	55	19	12	9	5	11	0	67
	3	482	143	117	81	6	10	13	2	6	0	104
	4	530	179	160	60	10	20	18	10	13	1	59
	5	542	184	185	48	6	15	17	7	7	2	71
	6	696	211	208	96	23	15	18	7	14	0	104
	7	420	122	117	48	14	16	18	9	10	0	66
	8	490	117	114	109	10	7	4	9	10	1	109
	9	480	155	141	47	22	18	17	8	15	2	55
	10	612	205	199	70	18	16	14	11	8	1	70
	11	638	196	193	56	30	26	25	9	14	1	88
	12	698	234	221	71	16	20	22	13	17	1	83
	13	378	127	119	39	12	9	9	5	10	0	48
	14	308	113	105	20	5	17	15	6	4	0	23
	15	408	137	131	46	10	7	9	11	7	0	50
	16	380	79	79	82	22	5	9	4	6	1	93
	17	302	115	109	26	4	4	3	1	3	0	37
	18	492	173	172	36	8	19	15	10	12	2	45
	19	324	117	119	30	9	7	6	3	5	1	27
	20	294	99	85	28	9	12	11	4	2	0	44
	21	444	135	128	51	7	14	14	6	6	0	83
	22	454	152	151	48	14	9	8	7	8	0	57
	23	418	141	133	50	15	5	5	7	8	0	54
	24	580	163	159	88	13	21	18	7	10	2	99
	25	414	138	132	37	4	22	21	5	4	1	50
	26	352	96	89	55	5	19	16	12	14	1	45
	27	382	131	130	38	10	4	8	9	6	1	45
	28	594	168	174	79	15	20	22	15	16	0	85
	29	280	79	71	38	11	3	4	9	11	0	54
	30	876	300	296	98	9	9	17	9	12	1	125
	31	464	176	168	32	7	10	13	6	6	1	45
	32	582	182	178	57	18	19	21	15	11	2	79
	33	512	178	166	68	9	5	9	6	11	0	60

TOWN OF BRIGHTON
MEMBER OF TOWN COUNCIL
4 YEAR TERM
(VOTE FOR 2)

LEGISLATIVE DISTRICT OR TOWN	ELECTION DISTRICT	TOTAL VOTES	JASON S DIPONZIO	CHRISTOPHER K WERNER	DALE S VANVECHTEN	DALE S VANVECHTEN	JASON S DIPONZIO	CHRISTOPHER K WERNER	JASON S DIPONZIO	CHRISTOPHER K WERNER	SCATTER	BLANK AND VOID
			DEM	DEM	REP	CON	WOR	WOR	IND	IND		
Brighton	34	492	163	155	45	16	17	15	7	8	0	66
	35	362	131	121	31	9	7	9	3	5	0	46
	36	354	116	113	28	14	6	10	8	8	0	51
	37	356	125	127	26	9	10	9	5	6	0	39
	38	536	176	166	60	15	12	20	8	3	1	75
	39	420	133	129	50	14	15	12	8	12	0	47
	40	718	260	246	70	9	14	16	15	14	1	73
	41	478	170	161	47	4	12	11	8	11	0	54
	42	186	70	63	16	5	4	4	3	3	0	18
	43	428	143	147	58	9	5	6	5	3	2	50
	44	160	49	42	25	5	2	3	1	0	0	33
	45	278	82	81	39	10	3	6	5	6	1	45
	46	276	95	100	25	8	2	3	3	3	0	37
GRAND TOTAL:		20,806	6,749	6,471	2,368	530	549	578	335	387	29	2,810

TOWN OF BRIGHTON
MEMBER OF TOWN COUNCIL
2 YEAR TERM

LEGISLATIVE DISTRICT OR TOWN	ELECTION DISTRICT	TOTAL VOTES	CHRISTINE E	CHRISTINE E	CHRISTINE E	SCATTER	BLANK AND VOID
			CORRADO DEM	CORRADO WOR	CORRADO IND		
Brighton	1	295	215	26	9	1	44
	2	173	93	12	14	0	54
	3	241	146	9	11	0	75
	4	265	187	23	14	0	41
	5	271	198	16	10	4	43
	6	348	222	23	19	0	84
	7	210	131	18	11	0	50
	8	245	128	7	19	1	90
	9	240	159	18	17	1	45
	10	306	212	15	16	2	61
	11	319	214	29	13	1	62
	12	349	254	20	20	1	54
	13	189	129	11	10	0	39
	14	154	117	22	5	1	9
	15	204	143	7	12	0	42
	16	190	94	8	7	1	80
	17	151	118	4	3	0	26
	18	246	185	16	11	2	32
	19	162	123	9	6	1	23
	20	147	107	13	4	0	23
	21	222	144	15	8	2	53
	22	227	163	10	11	0	43
	23	209	145	8	13	1	42
	24	290	175	24	12	2	77
	25	207	149	20	5	1	32
	26	176	105	21	15	1	34
	27	191	142	8	10	3	28
	28	297	197	21	24	0	55
	29	140	83	4	13	0	40
	30	438	317	18	15	1	87
	31	232	183	14	5	0	30
	32	291	190	22	20	2	57
	33	256	190	10	18	0	38
	34	246	169	16	12	0	49
	35	181	130	8	6	0	37
	36	177	126	7	11	0	33
	37	178	134	8	8	1	27
	38	268	193	17	8	1	49
	39	210	140	18	17	0	35
	40	359	271	14	18	2	54
	41	239	176	14	10	0	39
	42	93	74	3	5	0	11
	43	214	159	9	5	1	40
	44	80	47	4	1	0	28
	45	139	90	7	7	1	34
	46	138	107	2	6	0	23
GRAND TOTAL:		<u>10,403</u>	<u>7,174</u>	<u>628</u>	<u>514</u>	<u>35</u>	<u>2,052</u>

TOWN OF CHILI
SUPERVISOR

LEGISLATIVE DISTRICT OR TOWN	ELECTION DISTRICT	TOTAL VOTES	CHRISTOPHER I MCCULLOUGH DEM	DAVID J DUNNING REP	DAVID J DUNNING CON	DAVID J DUNNING IND	SCATTER	BLANK AND VOID
Chili								
	1	203	67	89	32	9	1	5
	2	319	71	173	45	21	1	8
	3	251	110	97	26	11	0	7
	4	170	59	79	24	4	0	4
	5	215	81	98	28	4	0	4
	6	228	56	117	25	22	3	5
	7	138	63	51	12	6	0	6
	8	242	68	124	28	12	0	10
	9	246	80	113	34	13	0	6
	10	157	45	72	34	3	0	3
	11	241	83	106	30	14	0	8
	12	243	90	111	27	9	0	6
	13	343	96	186	44	11	0	6
	14	241	73	117	37	11	0	3
	15	209	59	106	29	12	0	3
	16	446	127	246	50	13	0	10
	17	610	170	338	67	17	0	18
	18	234	68	120	29	7	0	10
	19	258	80	132	22	13	2	9
	20	322	133	137	32	11	0	9
	21	175	50	103	13	8	0	1
	22	212	126	55	20	4	0	7
	23	192	57	103	20	10	0	2
	24	451	174	191	42	24	2	18
	25	177	98	56	14	2	0	7
	26	283	77	132	47	20	0	7
	27	213	65	104	28	12	0	4
	28	183	84	62	22	6	0	9
	29	181	61	87	21	9	0	3
	30	101	38	40	16	2	0	5
	31	231	82	115	19	12	0	3
	32	226	77	106	28	9	1	5
GRAND TOTAL:		<u>7,941</u>	<u>2,668</u>	<u>3,766</u>	<u>945</u>	<u>341</u>	<u>10</u>	<u>211</u>

TOWN OF CHILI
TOWN CLERK

LEGISLATIVE DISTRICT OR TOWN	ELECTION DISTRICT	TOTAL VOTES	VIRGINIA L IGNATOWSKI REP	VIRGINIA L IGNATOWSKI CON	VIRGINIA L IGNATOWSKI IND	SCATTER	BLANK AND VOID
Chili							
	1	203	117	35	20	1	30
	2	319	199	48	37	0	35
	3	251	128	34	23	0	66
	4	170	98	30	11	1	30
	5	215	128	35	12	1	39
	6	228	130	28	28	3	39
	7	138	65	22	17	0	34
	8	242	156	36	15	0	35
	9	246	131	37	30	1	47
	10	157	77	34	20	0	26
	11	241	122	42	24	1	52
	12	243	142	34	22	1	44
	13	343	216	51	26	1	49
	14	241	144	43	27	0	27
	15	209	113	34	22	0	40
	16	446	286	62	26	4	68
	17	610	399	73	33	0	105
	18	234	142	37	16	0	39
	19	258	142	29	27	2	58
	20	322	172	45	35	1	69
	21	175	108	26	15	0	26
	22	212	83	24	24	1	80
	23	192	112	25	19	0	36
	24	451	222	59	50	2	118
	25	177	85	20	15	0	57
	26	283	162	51	37	0	33
	27	213	119	32	26	0	36
	28	183	85	23	17	2	56
	29	181	109	29	11	0	32
	30	101	51	16	12	0	22
	31	231	128	29	25	1	48
	32	226	131	36	23	0	36
GRAND TOTAL:		<u>7,941</u>	<u>4,502</u>	<u>1,159</u>	<u>745</u>	<u>23</u>	<u>1,512</u>

TOWN OF CHILI
TOWN JUSTICE

LEGISLATIVE DISTRICT OR TOWN	ELECTION DISTRICT	TOTAL VOTES	KENNETH R KRAUS REP	KENNETH R KRAUS CON	JOHN V ROMAGNOLA WOR	KENNETH R KRAUS IND	SCATTER	BLANK AND VOID
Chili								
	1	203	99	33	30	15	0	26
	2	319	180	44	33	23	1	38
	3	251	115	25	33	16	0	62
	4	170	87	27	19	8	0	29
	5	215	113	30	30	10	0	32
	6	228	108	28	32	22	0	38
	7	138	53	22	30	9	0	24
	8	242	134	31	29	13	0	35
	9	246	116	36	39	17	0	38
	10	157	74	35	22	7	0	19
	11	241	109	35	25	19	0	53
	12	243	118	24	50	13	0	38
	13	343	189	52	33	21	0	48
	14	241	121	41	28	19	0	32
	15	209	103	29	27	18	0	32
	16	446	259	60	42	12	0	73
	17	610	360	69	53	25	0	103
	18	234	118	32	35	6	0	43
	19	258	133	22	33	19	1	50
	20	322	139	39	58	21	0	65
	21	175	97	20	19	9	0	30
	22	212	67	18	48	12	0	67
	23	192	97	21	26	13	0	35
	24	451	191	45	72	36	1	106
	25	177	75	21	23	8	0	50
	26	283	134	48	39	26	0	36
	27	213	105	36	22	18	0	32
	28	183	71	23	23	13	0	53
	29	181	95	23	30	8	0	25
	30	101	40	17	18	7	0	19
	31	231	114	25	32	19	1	40
	32	226	109	31	45	14	0	27
GRAND TOTAL:		<u>7,941</u>	<u>3,923</u>	<u>1,042</u>	<u>1,078</u>	<u>496</u>	<u>4</u>	<u>1,398</u>

TOWN OF CHILI
MEMBER OF TOWN COUNCIL
(VOTE FOR 2)

LEGISLATIVE DISTRICT OR TOWN	ELECTION DISTRICT	TOTAL VOTES	JASON N MARSHALL	GWENDOLYN J CLIFTON	JAMES V VALERIO	MICHAEL S SLATTERY	JAMES V VALERIO	MICHAEL S SLATTERY	GWENDOLYN J CLIFTON	JAMES V VALERIO	MICHAEL S SLATTERY	SCATTER	BLANK AND VOID
			DEM	DEM	REP	REP	CON	CON	WOR	IND	IND		
Chili													
	1	406	62	63	88	79	33	31	9	11	8	0	22
	2	638	70	78	151	162	47	42	12	17	18	0	41
	3	502	103	100	91	97	21	20	11	11	10	0	38
	4	340	59	54	76	67	24	28	1	5	5	0	21
	5	430	70	71	92	97	30	32	3	4	4	0	27
	6	456	69	68	106	93	22	24	8	15	16	0	35
	7	276	64	57	45	45	17	14	5	7	4	0	18
	8	484	67	66	112	120	34	28	3	7	11	1	35
	9	492	79	82	112	96	32	32	8	10	8	0	33
	10	314	45	48	70	65	31	31	4	2	6	0	12
	11	482	74	72	100	92	32	32	12	11	8	0	49
	12	486	83	89	110	94	26	24	9	11	7	0	33
	13	686	92	86	168	167	46	47	10	12	15	0	43
	14	482	76	64	106	104	37	38	12	11	10	0	24
	15	418	61	64	90	84	29	29	5	10	11	0	35
	16	892	126	126	231	224	53	47	11	10	11	0	53
	17	1,220	178	169	318	299	62	63	8	22	17	0	84
	18	468	62	68	113	116	27	31	5	3	5	0	38
	19	516	93	93	124	105	22	23	5	10	9	0	32
	20	644	142	122	122	115	37	39	11	10	10	0	36
	21	350	54	56	92	86	15	17	1	7	6	0	16
	22	424	120	124	50	54	13	13	4	4	6	2	34
	23	384	57	52	100	90	20	21	9	10	10	0	15
	24	902	174	174	169	167	42	42	12	22	19	0	81
	25	354	87	84	56	54	18	15	7	3	3	0	27
	26	566	70	69	123	123	48	45	10	19	19	0	40
	27	426	67	66	90	88	31	30	3	12	8	0	31
	28	366	74	82	54	53	22	21	4	8	8	0	40
	29	362	61	54	83	75	24	26	7	5	5	0	22
	30	202	34	30	33	40	13	15	7	8	6	0	16
	31	462	88	83	105	100	19	17	8	13	10	0	19
	32	452	68	60	101	105	30	29	12	8	8	0	31
GRAND TOTAL:		15,882	2,629	2,574	3,481	3,356	957	946	236	318	301	3	1,081

TOWN OF CLARKSON
TOWN SUPERVISOR

LEGISLATIVE DISTRICT OR TOWN	ELECTION DISTRICT	TOTAL VOTES	THERESA C ALANO DEM	CHRISTAL FILIPOWICZ REP	CHRISTAL FILIPOWICZ CON	THERESA C ALANO WOR/CMG	CHRISTAL FILIPOWICZ IND	SCATTER	BLANK AND VOID
Clarkson									
	1	371	123	173	49	12	6	0	8
	2	56	15	27	9	0	3	0	2
	3	313	135	123	32	5	7	0	11
	4	432	143	214	44	15	8	0	8
	5	511	178	208	61	17	31	0	16
	6	261	104	101	34	12	6	0	4
GRAND TOTAL:		1,944	698	846	229	61	61	0	49

TOWN OF CLARKSON
TOWN CLERK

LEGISLATIVE DISTRICT OR TOWN	ELECTION DISTRICT	TOTAL VOTES	SARA L TEBO DEM	SHARON S MATTISON REP	SHARON S MATTISON CON	SARA L TEBO WOR/CMG	SHARON S MATTISON IND	SCATTER	BLANK AND VOID
Clarkson									
	1	371	89	207	51	8	10	0	6
	2	56	12	31	11	0	2	0	0
	3	313	88	162	39	5	13	0	6
	4	432	83	271	53	8	14	0	3
	5	511	131	244	69	14	39	0	14
	6	261	86	115	39	9	7	0	5
GRAND TOTAL:		<u>1,944</u>	<u>489</u>	<u>1,030</u>	<u>262</u>	<u>44</u>	<u>85</u>	<u>0</u>	<u>34</u>

TOWN OF CLARKSON
MEMBER OF TOWN COUNCIL
(VOTE FOR 2)
PART 1 OF 2

LEGISLATIVE DISTRICT OR TOWN	ELECTION DISTRICT	TOTAL VOTES	THOMAS A TRAPP	SHELDON A MEYERS	LESLIE A ZINK	THOMAS A GUARINO	LESLIE A ZINK	THOMAS A GUARINO
			DEM	DEM	REP	REP	CON	CON
Clarkson								
	1	742	124	129	169	161	54	48
	2	112	18	15	26	25	8	9
	3	626	132	145	123	115	31	28
	4	864	138	162	213	191	47	41
	5	1,022	175	184	210	194	65	67
	6	522	97	110	102	90	34	33
GRAND TOTAL:		3,888	684	745	843	776	239	226

TOWN OF CLARKSON
 MEMBER OF TOWN COUNCIL
 (VOTE FOR 2)
 PART 2 OF 2

LEGISLATIVE DISTRICT OR TOWN	ELECTION DISTRICT	TOTAL VOTES	THOMAS A TRAPP	LESLIE A ZINK	THOMAS A GUARINO	SHELDON A MEYERS	SCATTER	BLANK AND VOID
			WOR/CMG	IND	IND	CMG		
Clarkson								
	1	742	14	5	4	3	0	31
	2	112	1	2	2	0	0	6
	3	626	5	7	5	5	0	30
	4	864	12	7	6	5	0	42
	5	1,022	21	29	29	11	0	37
	6	522	12	7	5	4	1	27
GRAND TOTAL:		<u>3,888</u>	<u>65</u>	<u>57</u>	<u>51</u>	<u>28</u>	<u>1</u>	<u>173</u>

TOWN/VILLAGE OF EAST ROCHESTER
VILLAGE MAYOR

LEGISLATIVE DISTRICT OR TOWN	ELECTION DISTRICT	TOTAL VOTES	JOHN R ALFIERI REP	JOHN R ALFIERI CON	JOHN R ALFIERI IND	SCATTER	BLANK AND VOID
East Rochester							
	1	224	124	16	25	0	59
	2	220	126	17	28	5	44
	3	228	120	32	20	3	53
	4	181	95	13	26	0	47
	5	173	86	15	33	1	38
	6	272	133	30	29	9	71
	7	184	91	15	32	2	44
GRAND TOTAL:		1,482	775	138	193	20	356

TOWN/VILLAGE OF EAST ROCHESTER
VILLAGE TRUSTEE
(VOTE FOR 2)

LEGISLATIVE DISTRICT OR TOWN	ELECTION DISTRICT	TOTAL VOTES	MARK D MCDERMOTT	MARK A FLORACK	VINCENT E RASCHIATORE	MARK A FLORACK	VINCENT E RASCHIATORE	MARK D MCDERMOTT	MARK D MCDERMOTT	MARK A FLORACK	VINCENT E RASCHIATORE	SCATTER	BLANK AND VOID
			DEM	REP	REP	CON	CON	WOR	GRE	IND	IND		
East Rochester													
	1	448	104	100	89	15	13	9	3	21	10	0	84
	2	440	90	104	97	20	16	11	8	20	25	1	48
	3	456	78	97	96	33	34	13	5	16	15	2	67
	4	362	90	78	65	10	13	10	3	22	17	0	54
	5	346	82	69	63	14	12	12	6	15	15	1	57
	6	544	149	102	89	26	21	8	6	27	20	2	94
	7	368	84	83	63	16	12	8	4	29	19	0	50
GRAND TOTAL:		2,964	677	633	562	134	121	71	35	150	121	6	454

TOWN OF GATES
TOWN SUPERVISOR

LEGISLATIVE DISTRICT OR TOWN	ELECTION DISTRICT	TOTAL VOTES	WILLIAM R KILEY	COSMO A GIUNTA	COSMO A GIUNTA	COSMO A GIUNTA	SCATTER	BLANK AND VOID
			DEM	REP	CON	IND		
Gates								
	1	126	56	41	17	5	1	6
	2	171	61	80	12	2	0	16
	3	181	73	88	7	5	0	8
	4	211	71	109	22	6	0	3
	5	273	99	135	24	9	0	6
	6	218	94	88	14	7	0	15
	7	423	114	229	40	28	0	12
	8	185	44	111	17	5	0	8
	9	230	90	113	8	11	0	8
	10	116	43	55	14	2	0	2
	11	156	58	77	12	5	1	3
	12	131	51	57	6	8	0	9
	13	183	57	84	19	10	0	13
	14	157	61	78	8	4	0	6
	15	303	116	143	24	8	0	12
	16	172	78	68	16	4	0	6
	17	175	70	76	18	5	0	6
	18	218	63	113	29	5	0	8
	19	178	52	88	21	9	1	7
	20	177	60	84	22	8	0	3
	21	196	56	112	13	8	0	7
	22	170	66	67	19	10	0	8
	23	205	75	90	27	4	0	9
	24	405	171	176	27	18	0	13
	25	164	57	82	15	5	0	5
	26	264	67	146	30	11	0	10
	27	238	92	116	22	4	0	4
	28	146	42	86	10	4	0	4
	29	188	72	76	19	10	0	11
	30	130	37	69	14	7	0	3
	31	181	50	107	13	5	0	6
	32	225	88	95	25	12	0	5
	33	77	36	32	6	2	0	1
	34	157	60	70	14	4	0	9
	35	130	32	72	14	9	0	3
GRAND TOTAL:		<u>6,860</u>	<u>2,412</u>	<u>3,313</u>	<u>618</u>	<u>259</u>	<u>3</u>	<u>255</u>

TOWN OF GATES
MEMBER OF TOWN COUNCIL
(VOTE FOR 2)
PART 1 OF 2

LEGISLATIVE DISTRICT OR TOWN	ELECTION DISTRICT	TOTAL VOTES	LAKESHA V CARTER	THERESA E MAY	STEVE TUCCIARELLO	CHRISTOPHER B DIPONZIO	STEVE TUCCIARELLO	CHRISTOPHER B DIPONZIO
			DEM	DEM	REP	REP	CON	CON
Gates								
	1	252	57	52	38	41	16	16
	2	342	55	58	75	82	11	13
	3	362	71	64	72	82	7	10
	4	422	65	67	100	103	20	20
	5	546	78	89	139	135	25	24
	6	436	91	83	78	83	13	17
	7	846	100	121	210	214	34	37
	8	370	37	44	110	108	17	17
	9	460	81	85	89	101	13	15
	10	232	45	45	52	45	15	16
	11	312	45	44	76	78	11	14
	12	262	51	51	46	56	8	7
	13	366	57	61	75	77	16	20
	14	314	55	50	71	83	6	7
	15	606	105	116	124	125	23	25
	16	344	73	67	61	65	15	16
	17	350	63	64	68	70	18	19
	18	436	51	57	106	114	30	30
	19	356	41	51	85	82	22	24
	20	354	55	64	74	66	23	24
	21	392	48	61	103	101	12	12
	22	340	63	61	64	63	21	19
	23	410	67	69	86	82	27	28
	24	810	146	156	161	166	28	31
	25	328	52	45	75	78	15	19
	26	528	57	59	141	139	34	34
	27	476	89	91	111	108	18	20
	28	292	36	46	84	77	8	11
	29	376	72	72	59	74	18	15
	30	260	30	32	68	71	13	13
	31	362	49	47	98	98	15	13
	32	450	78	79	98	92	23	28
	33	154	32	32	31	29	4	4
	34	314	50	52	72	75	15	15
	35	260	33	38	63	65	15	12
GRAND TOTAL:		<u>13,720</u>	<u>2,178</u>	<u>2,273</u>	<u>3,063</u>	<u>3,128</u>	<u>609</u>	<u>645</u>

TOWN OF GATES
MEMBER OF TOWN COUNCIL
(VOTE FOR 2)
PART 2 OF 2

LEGISLATIVE DISTRICT OR TOWN	ELECTION DISTRICT	TOTAL VOTES	LAKESHA V CARTER	THERESA E MAY	STEVE TUCCIARELLO	CHRISTOPHER B DIPONZIO	SCATTER	BLANK AND VOID
			WOR	WOR	IND	IND		
Gates								
	1	252	3	4	2	5	0	18
	2	342	2	6	0	4	0	36
	3	362	7	8	3	5	0	33
	4	422	3	6	6	7	0	25
	5	546	4	6	11	12	0	23
	6	436	5	6	6	6	0	48
	7	846	9	13	22	24	0	62
	8	370	1	3	5	4	0	24
	9	460	0	10	10	12	0	44
	10	232	0	0	2	2	0	10
	11	312	4	7	5	6	1	21
	12	262	2	6	5	4	0	26
	13	366	5	5	9	9	0	32
	14	314	4	3	3	5	0	27
	15	606	6	5	8	11	0	58
	16	344	3	4	6	4	0	30
	17	350	5	8	4	4	1	26
	18	436	3	2	5	8	0	30
	19	356	3	8	6	6	0	28
	20	354	4	5	10	6	0	23
	21	392	7	5	6	9	0	28
	22	340	1	3	10	8	0	27
	23	410	4	5	4	4	0	34
	24	810	7	17	15	20	0	63
	25	328	6	6	1	5	0	26
	26	528	3	14	12	8	0	27
	27	476	2	1	3	4	0	29
	28	292	2	6	2	4	0	16
	29	376	10	5	10	11	0	30
	30	260	0	3	6	4	0	20
	31	362	4	4	3	5	0	26
	32	450	6	11	10	5	0	20
	33	154	3	3	3	3	0	10
	34	314	3	3	4	4	0	21
	35	260	0	3	6	8	0	17
GRAND TOTAL:		<u>13,720</u>	<u>131</u>	<u>204</u>	<u>223</u>	<u>246</u>	<u>2</u>	<u>1,018</u>

TOWN OF GREECE
MEMBER OF TOWN COUNCIL
WARD 1

LEGISLATIVE DISTRICT OR TOWN	ELECTION DISTRICT	TOTAL VOTES	MIKE BARRY REP	MIKE BARRY CON	MIKE BARRY IND	SCATTER	BLANK AND VOID
Greece							
	1	191	100	21	20	2	48
	5	124	43	24	15	1	41
	6	119	56	11	19	1	32
	7	181	89	21	29	3	39
	11	73	38	5	10	0	20
	12	102	47	11	14	2	28
	21	152	65	26	23	2	36
	22	151	76	22	16	0	37
	25	182	82	20	20	1	59
	26	151	73	29	9	1	39
	30	138	65	21	19	0	33
	31	173	86	26	11	4	46
	35	211	118	39	19	1	34
	38	297	182	33	22	1	59
	41	227	103	37	30	1	56
	43	203	102	36	26	1	38
	46	117	44	17	18	0	38
	47	207	93	49	25	2	38
	48	134	70	26	9	0	29
	71	247	131	33	27	0	56
	74	160	87	15	21	1	36
	78	132	64	17	15	3	33
	79	466	268	66	36	0	96
	82	180	78	19	22	5	56
	84	244	131	30	29	1	53
	89	182	110	19	14	0	39
	98	342	178	53	41	3	67
	99	247	147	44	18	1	37
	106	211	130	26	14	2	39
GRAND TOTAL:		5,544	2,856	796	591	39	1,262

TOWN OF GREECE
MEMBER OF TOWN COUNCIL
WARD 2

LEGISLATIVE DISTRICT OR TOWN	ELECTION DISTRICT	TOTAL VOTES	RUMELLA TYANA CAMERON DEM	WILLIAM F MURPHY REP	WILLIAM F MURPHY CON	RUMELLA TYANA CAMERON WOR	WILLIAM F MURPHY IND	SCATTER	BLANK AND VOID
Greece									
	3	151	39	84	15	4	3	0	6
	13	151	42	71	21	5	4	0	8
	15	177	49	90	19	3	5	1	10
	36	264	96	130	16	4	5	0	13
	39	149	39	66	26	1	6	0	11
	42	155	63	58	16	4	8	0	6
	50	188	47	91	33	2	6	0	9
	51	123	40	54	18	3	3	0	5
	52	257	78	126	30	4	7	0	12
	53	148	55	62	15	3	3	0	10
	56	244	79	114	24	5	16	0	6
	58	254	80	116	33	2	8	2	13
	60	144	39	72	16	0	9	0	8
	62	248	70	113	36	5	11	0	13
	64	156	51	70	13	4	6	0	12
	66	102	26	47	12	7	3	0	7
	69	141	44	72	17	3	4	0	1
	72	280	78	135	38	4	6	0	19
	73	104	33	40	17	4	4	0	6
	75	134	44	62	15	1	1	0	11
	77	249	70	133	21	8	8	0	9
	80	319	84	166	34	5	7	0	23
	85	274	90	123	37	2	17	0	5
	88	280	97	120	30	8	7	0	18
	95	134	53	53	12	1	6	0	9
	96	255	90	108	21	10	15	0	11
	97	422	98	225	50	10	15	0	24
	101	149	37	71	23	4	6	1	7
	104	170	48	76	20	2	10	0	14
GRAND TOTAL:		5,822	1,759	2,748	678	118	209	4	306

TOWN OF GREECE
MEMBER OF TOWN COUNCIL
WARD 3

LEGISLATIVE DISTRICT OR TOWN	ELECTION DISTRICT	TOTAL VOTES	CAROLINE A SHAW DEM	JOSH JENSEN REP	JOSH JENSEN CON	CAROLINE A SHAW WOR	JOSH JENSEN IND	SCATTER	BLANK AND VOID
Greece									
	4	175	61	78	22	3	4	0	7
	8	163	65	64	11	10	6	0	7
	9	173	70	64	14	7	5	0	13
	10	173	67	68	15	12	3	0	8
	14	117	56	33	13	4	11	0	0
	17	286	86	151	29	3	8	0	9
	18	236	70	109	28	5	11	0	13
	19	161	66	61	12	5	7	0	10
	20	151	61	50	15	9	8	0	8
	23	288	91	124	25	9	10	0	29
	29	177	62	90	14	2	6	0	3
	32	158	55	64	16	5	9	0	9
	37	161	50	67	23	5	7	0	9
	40	158	61	64	14	5	5	0	9
	49	136	37	69	20	4	4	0	2
	55	160	44	77	20	2	3	0	14
	59	111	68	22	7	4	3	0	7
	61	180	69	70	19	6	8	0	8
	63	205	87	66	24	5	11	0	12
	65	205	64	92	15	4	4	0	26
	67	182	28	106	32	4	4	0	8
	68	248	67	116	33	6	13	0	13
	81	128	48	63	9	2	5	0	1
	83	100	46	30	9	4	4	0	7
	87	195	74	81	22	2	6	0	10
	93	271	111	101	18	11	12	0	18
	94	231	78	105	30	2	8	0	8
GRAND TOTAL:		4,929	1,742	2,085	509	140	185	0	268

TOWN OF GREECE
MEMBER OF TOWN COUNCIL
WARD 4

LEGISLATIVE DISTRICT OR TOWN	ELECTION DISTRICT	TOTAL VOTES	JAMES W SAWERS	DIANA M CHRISTODARO	DIANA M CHRISTODARO	DIANA M CHRISTODARO	SCATTER	BLANK AND VOID
			DEM	REP	CON	IND		
Greece								
	2	271	78	129	31	21	0	12
	16	135	27	75	18	9	0	6
	24	259	63	135	34	15	0	12
	27	269	89	110	42	9	0	19
	28	230	56	115	33	13	0	13
	33	237	73	116	24	11	0	13
	34	252	72	120	37	11	1	11
	44	306	96	138	40	8	0	24
	45	337	89	182	39	16	0	11
	54	260	56	143	35	10	0	16
	57	177	55	89	16	7	0	10
	70	631	148	352	80	21	2	28
	76	195	54	104	24	9	0	4
	86	291	71	156	39	8	0	17
	90	277	67	134	43	14	0	19
	91	397	116	197	54	15	0	15
	92	304	103	139	29	10	0	23
	100	317	95	145	40	16	0	21
	102	310	90	163	29	13	0	15
	103	293	79	146	41	9	0	18
	105	319	64	196	34	14	1	10
	107	176	50	90	25	3	0	8
	108	187	56	88	18	10	0	15
	109	296	99	137	24	19	0	17
GRAND TOTAL:		<u>6,726</u>	<u>1,846</u>	<u>3,399</u>	<u>829</u>	<u>291</u>	<u>4</u>	<u>357</u>

TOWN OF HAMLIN
TOWN SUPERVISOR

LEGISLATIVE DISTRICT OR TOWN	ELECTION DISTRICT	TOTAL VOTES	ERIC G PETERS REP	ERIC G PETERS CON	JASON M BAXTER LBT	ERIC G PETERS IND	JASON M BAXTER PPH	SCATTER	BLANK AND VOID
Hamlin									
	1	206	95	34	34	14	9	0	20
	2	288	155	36	46	27	5	1	18
	3	262	141	47	29	16	6	1	22
	4	197	117	38	17	12	2	0	11
	5	235	116	51	30	11	10	0	17
	6	217	109	43	19	16	7	0	23
	7	358	184	51	49	21	19	4	30
	8	149	85	23	18	5	7	1	10
	9	140	83	16	17	10	6	0	8
	10	330	167	48	53	16	16	0	30
GRAND TOTAL:		<u>2,382</u>	<u>1,252</u>	<u>387</u>	<u>312</u>	<u>148</u>	<u>87</u>	<u>7</u>	<u>189</u>

TOWN OF HAMLIN
TOWN CLERK

LEGISLATIVE DISTRICT OR TOWN	ELECTION DISTRICT	TOTAL VOTES	PATTY JO GROENENDAAL	KEYLEE A GILFILIAN	PATTY JO GROENENDAAL	KEYLEE A GILFILIAN	SCATTER	BLANK AND VOID
			REP	CON	LBT/PPH	IND		
Hamlin								
	1	206	75	90	10	21	0	10
	2	288	124	109	15	32	0	8
	3	262	124	91	10	18	1	18
	4	197	85	88	6	13	0	5
	5	235	110	93	14	12	0	6
	6	217	84	86	9	23	0	15
	7	358	154	129	19	38	0	18
	8	149	65	63	3	9	0	9
	9	140	75	50	4	8	1	2
	10	330	145	128	20	25	0	12
GRAND TOTAL:		<u>2,382</u>	<u>1,041</u>	<u>927</u>	<u>110</u>	<u>199</u>	<u>2</u>	<u>103</u>

TOWN OF HAMLIN
TOWN JUSTICE
(VOTE FOR 2)

LEGISLATIVE DISTRICT OR TOWN	ELECTION DISTRICT	TOTAL VOTES	MARTIN C MAIER REP	PAUL S RATH REP	MARTIN C MAIER CON	PAUL S RATH CON	MARTIN C MAIER IND	PAUL S RATH IND	SCATTER	BLANK AND VOID
Hamlin	1	412	109	105	32	35	32	31	0	68
	2	576	169	164	44	41	26	28	3	101
	3	524	151	142	55	52	17	19	1	87
	4	394	122	121	35	34	15	14	0	53
	5	470	107	120	49	51	16	17	0	110
	6	434	109	102	38	46	18	19	1	101
	7	716	194	200	53	58	32	37	1	141
	8	298	79	79	21	21	11	12	0	75
	9	280	85	84	22	23	14	12	2	38
	10	660	190	190	52	52	23	22	2	129
GRAND TOTAL:		<u>4,764</u>	<u>1,315</u>	<u>1,307</u>	<u>401</u>	<u>413</u>	<u>204</u>	<u>211</u>	<u>10</u>	<u>903</u>

TOWN OF HAMLIN MEMBER
OF TOWN COUNCIL
(VOTE FOR 2)

LEGISLATIVE DISTRICT OR TOWN	ELECTION DISTRICT	TOTAL VOTES	JOEL YAGER REP	PHILLIP C HURLBUTT REP	JOEL YAGER CON	PHILLIP C HURLBUTT CON	JOEL YAGER IND	PHILLIP C HURLBUTT IND	SCATTER	BLANK AND VOID
Hamlin	1	412	108	97	34	37	33	32	0	71
	2	576	160	159	45	45	26	26	2	113
	3	524	137	140	50	46	15	23	1	112
	4	394	112	115	42	39	15	14	0	57
	5	470	113	101	52	53	19	18	1	113
	6	434	108	96	38	42	19	20	2	109
	7	716	182	189	54	55	39	41	1	155
	8	298	77	78	23	28	10	12	0	70
	9	280	85	75	25	25	12	13	4	41
	10	660	181	183	52	48	25	25	2	144
GRAND TOTAL:		<u>4,764</u>	<u>1,263</u>	<u>1,233</u>	<u>415</u>	<u>418</u>	<u>213</u>	<u>224</u>	<u>13</u>	<u>985</u>

TOWN OF HENRIETTA
TOWN SUPERVISOR

LEGISLATIVE DISTRICT OR TOWN	ELECTION DISTRICT	TOTAL VOTES	STEPHEN L SCHULTZ DEM	KENNETH H BREESE REP	KENNETH H BREESE CON	STEPHEN L SCHULTZ WOR	STEPHEN L SCHULTZ LBT	KENNETH H BREESE IND	SCATTER	BLANK AND VOID
Henrietta										
	1	344	174	111	26	15	6	3	0	9
	2	222	121	61	23	10	4	2	0	1
	3	98	61	22	5	2	2	5	0	1
	4	253	168	52	5	6	6	5	0	11
	5	249	116	92	22	5	2	6	0	6
	6	238	114	83	15	11	4	6	0	5
	7	227	117	72	24	5	4	1	0	4
	8	241	147	63	9	8	7	4	0	3
	9	186	119	43	10	5	2	2	0	5
	10	229	121	75	18	5	2	5	0	3
	11	201	122	52	13	6	2	1	0	5
	12	243	116	85	18	4	8	10	0	2
	13	362	231	84	18	9	10	4	0	6
	14	201	111	60	15	3	4	4	0	4
	15	313	180	84	19	12	8	7	0	3
	16	151	86	43	9	6	1	5	0	1
	17	323	180	90	23	11	9	5	1	4
	18	307	180	82	17	11	5	4	0	8
	19	236	140	67	13	5	8	2	0	1
	20	372	213	97	29	11	8	5	2	7
	21	200	100	62	21	6	2	7	0	2
	22	421	240	117	35	10	8	5	0	6
	23	217	123	54	14	11	5	2	0	8
	24	264	175	51	13	10	6	3	0	6
	25	263	122	89	26	12	6	6	0	2
	26	527	278	168	39	9	8	13	0	12
	27	427	242	120	34	10	7	9	0	5
	28	347	169	120	33	7	5	6	0	7
	29	719	449	162	37	27	16	14	0	14
	30	543	351	108	32	24	15	7	0	6
	31	139	92	28	12	0	1	3	0	3
	32	439	280	97	20	12	4	13	0	13
	33	156	74	51	13	11	2	1	0	4
	34	141	84	34	7	8	2	4	0	2
	35	326	195	87	19	8	10	6	0	1
GRAND TOTAL:		10,125	5,791	2,766	686	315	199	185	3	180

TOWN OF HENRIETTA
TOWN JUSTICE
(VOTE FOR 3)
PART 1 OF 2

LEGISLATIVE DISTRICT OR TOWN	ELECTION DISTRICT	TOTAL VOTES	ROBERT L COOK DEM	SUSAN MICHEL DEM	GREGORY P SALMON DEM	STEVEN M DONSKY REP	JOHN G PERICAK REP	JAMES F BEIKIRCH REP	STEVEN M DONSKY CON	JOHN G PERICAK CON	JAMES F BEIKIRCH CON	ROBERT L COOK WOR
Henrietta	1	1,032	133	132	109	119	139	115	38	40	38	12
	2	666	98	94	80	79	71	72	27	27	29	11
	3	294	56	59	53	24	22	27	4	5	3	5
	4	759	144	152	125	65	58	70	7	7	7	6
	5	747	108	104	86	91	85	99	24	29	25	6
	6	714	84	91	70	106	95	92	19	23	22	8
	7	681	98	98	87	82	83	83	26	28	25	5
	8	723	119	108	93	72	81	75	14	18	17	5
	9	558	100	94	88	51	49	46	14	15	14	3
	10	687	96	94	70	86	84	82	22	19	18	9
	11	603	96	101	86	49	56	47	15	15	18	7
	12	729	93	93	82	86	89	86	25	24	22	6
	13	1,086	189	194	160	102	96	99	30	30	35	9
	14	603	88	95	81	66	59	68	19	20	22	5
	15	939	149	144	120	106	102	103	17	21	17	17
	16	453	67	73	60	50	54	55	10	8	11	6
	17	969	154	162	137	100	94	97	30	26	29	13
	18	921	134	139	109	110	105	106	19	22	22	8
	19	708	105	105	88	90	82	84	15	16	17	9
	20	1,116	179	170	141	128	119	129	34	35	33	9
	21	600	77	75	61	68	77	73	27	27	25	9
	22	1,263	193	204	165	160	138	136	43	45	44	5
	23	651	97	97	86	63	66	68	17	17	18	13
	24	792	137	138	122	67	71	76	19	15	16	11
	25	789	99	95	76	99	102	106	27	30	31	8
	26	1,581	215	209	172	212	210	213	51	45	56	10
	27	1,281	205	201	162	157	143	161	41	39	40	4
	28	1,041	125	134	102	140	138	146	34	39	39	6
	29	2,157	356	357	322	207	188	204	49	53	60	20
	30	1,629	291	294	258	157	135	142	39	37	40	21
	31	417	74	78	62	34	32	37	14	12	14	0
	32	1,317	235	238	205	124	117	117	21	20	20	13
	33	468	60	59	47	61	55	61	16	18	20	8
	34	423	64	66	56	48	39	43	9	10	10	7
	35	978	152	143	120	121	114	121	26	31	29	8
GRAND TOTAL:		30,375	4,670	4,690	3,941	3,380	3,248	3,339	842	866	886	302

TOWN OF HENRIETTA
TOWN JUSTICE
(VOTE FOR 3)
PART 2 OF 2

LEGISLATIVE DISTRICT OR TOWN	ELECTION DISTRICT	TOTAL VOTES	SUSAN MICHEL	GREGORY P SALMON	STEVEN M DONSKY	JOHN G PERICAK	GREGORY P SALMON	STEVEN M DONSKY	SUSAN MICHEL	JAMES F BEIKIRCH	SCATTER	BLANK AND VOID
			WOR	WOR	LBT	LBT	LBT	IND	IND	IND		
Henrietta	1	1,032	14	10	3	7	2	6	5	7	0	103
	2	666	8	6	3	4	2	3	5	7	4	36
	3	294	6	2	0	0	0	5	4	5	0	14
	4	759	4	4	5	4	5	9	12	9	0	66
	5	747	6	4	2	0	1	4	6	3	0	64
	6	714	8	8	3	3	3	8	7	10	0	54
	7	681	5	4	3	5	3	3	2	2	0	39
	8	723	5	3	4	6	7	9	11	9	0	67
	9	558	6	4	2	2	2	4	1	3	0	60
	10	687	11	5	2	1	4	4	7	7	0	66
	11	603	8	4	3	4	1	4	2	4	0	83
	12	729	6	5	4	6	4	9	11	10	0	68
	13	1,086	7	9	3	6	2	7	8	14	0	86
	14	603	3	0	5	9	2	5	2	3	0	51
	15	939	12	10	7	7	8	8	8	5	0	78
	16	453	5	3	1	1	2	4	2	4	0	37
	17	969	11	6	5	7	4	9	10	12	3	60
	18	921	3	6	3	6	4	7	6	9	0	103
	19	708	8	7	4	6	5	4	5	6	0	52
	20	1,116	15	10	5	7	3	8	6	8	0	77
	21	600	10	9	4	5	2	6	3	7	0	35
	22	1,263	8	3	3	5	3	10	7	7	0	84
	23	651	14	13	2	3	1	4	3	3	0	66
	24	792	9	6	5	9	4	4	5	9	0	69
	25	789	9	7	4	6	5	5	7	5	0	68
	26	1,581	15	5	3	8	5	13	8	12	0	119
	27	1,281	7	10	2	1	2	6	11	11	0	78
	28	1,041	5	4	5	7	5	9	6	9	0	88
	29	2,157	24	17	14	15	8	21	23	25	0	194
	30	1,629	21	15	8	15	12	10	11	10	1	112
	31	417	5	0	3	3	0	3	3	7	0	36
	32	1,317	15	14	2	8	4	20	17	22	0	105
	33	468	8	8	1	1	2	3	3	1	0	36
	34	423	7	6	3	2	1	5	3	7	0	37
	35	978	9	6	9	9	5	6	4	6	0	59
GRAND TOTAL:		30,375	317	233	135	188	123	245	234	278	8	2,450

TOWN OF HENRIETTA
MEMBER OF TOWN COUNCIL
(VOTE FOR 2)
PART 1 OF 2

LEGISLATIVE DISTRICT OR TOWN	ELECTION DISTRICT	TOTAL VOTES	MILLIE C SEFRANEK	JESSE M REDLO	LISA S BOLZNER	SCOTT M ADAIR	LISA S BOLZNER	SCOTT M ADAIR
			DEM	DEM	REP	REP	CON	CON
Henrietta								
	1	688	130	122	128	129	34	33
	2	444	86	82	87	73	21	22
	3	196	57	51	26	24	6	5
	4	506	147	145	66	63	10	7
	5	498	103	95	93	95	28	26
	6	476	86	79	97	99	21	21
	7	454	101	94	79	83	26	23
	8	482	120	102	73	78	17	17
	9	372	95	92	52	53	16	15
	10	458	90	78	95	90	19	21
	11	402	97	93	58	54	19	15
	12	486	89	78	95	91	25	26
	13	724	184	168	108	114	34	35
	14	402	90	89	65	71	24	20
	15	626	142	123	113	111	19	22
	16	302	72	59	55	58	12	9
	17	646	161	133	102	105	33	33
	18	614	135	130	106	106	20	22
	19	472	102	100	100	85	15	17
	20	744	169	150	143	137	34	33
	21	400	78	70	73	68	27	29
	22	842	187	179	155	146	49	45
	23	434	101	91	69	66	22	20
	24	528	131	130	76	75	20	17
	25	526	97	80	106	99	28	34
	26	1,054	200	175	224	221	59	51
	27	854	192	176	169	165	36	37
	28	694	124	109	154	159	36	35
	29	1,438	354	323	220	219	60	57
	30	1,086	281	280	163	155	44	48
	31	278	69	61	38	33	13	15
	32	878	244	215	126	124	26	27
	33	312	55	56	64	63	15	15
	34	282	61	60	49	45	10	8
	35	652	140	128	135	128	25	23
GRAND TOTAL:		<u>20,250</u>	<u>4,570</u>	<u>4,196</u>	<u>3,562</u>	<u>3,485</u>	<u>903</u>	<u>883</u>

TOWN OF HENRIETTA
MEMBER OF TOWN COUNCIL
(VOTE FOR 2)
PART 2 OF 2

LEGISLATIVE DISTRICT OR TOWN	ELECTION DISTRICT	TOTAL VOTES	MILLIE C SEFRANEK	JESSE M REDLO	LISA S BOLZNER	SCOTT M ADAIR	SCATTER	BLANK AND VOID
			WOR	WOR	IND	IND		
Henrietta								
	1	688	12	12	8	9	0	71
	2	444	12	9	9	10	0	33
	3	196	3	4	7	4	0	9
	4	506	9	7	10	8	0	34
	5	498	5	4	7	6	0	36
	6	476	6	7	11	13	0	36
	7	454	5	3	6	8	0	26
	8	482	6	9	9	10	0	41
	9	372	3	2	2	3	0	39
	10	458	6	7	5	7	0	40
	11	402	4	10	3	4	2	43
	12	486	7	6	13	16	0	40
	13	724	6	11	11	14	0	39
	14	402	4	5	4	3	0	27
	15	626	12	14	15	7	0	48
	16	302	5	5	4	1	0	22
	17	646	6	4	17	13	2	37
	18	614	10	7	12	10	0	56
	19	472	5	8	6	7	0	27
	20	744	11	9	12	7	0	39
	21	400	10	9	6	10	0	20
	22	842	5	5	11	13	0	47
	23	434	9	7	6	3	2	38
	24	528	10	11	11	11	0	36
	25	526	10	7	9	11	0	45
	26	1,054	8	9	20	21	0	66
	27	854	5	5	13	14	0	42
	28	694	3	3	8	8	0	55
	29	1,438	21	20	24	19	0	121
	30	1,086	17	16	16	12	0	54
	31	278	3	3	5	6	0	32
	32	878	12	9	21	20	0	54
	33	312	10	9	2	1	0	22
	34	282	8	7	7	8	0	19
	35	652	8	8	13	11	0	33
GRAND TOTAL:		<u>20,250</u>	<u>276</u>	<u>271</u>	<u>343</u>	<u>328</u>	<u>6</u>	<u>1,427</u>

TOWN OF IRONDEQUOIT
TOWN SUPERVISOR

LEGISLATIVE DISTRICT OR TOWN	ELECTION DISTRICT	TOTAL VOTES	DAVID A SEELEY	RONALD P COOPER	RONALD P COOPER	DAVID A SEELEY	DAVID A SEELEY	SCATTER	BLANK AND VOID
			DEM	REP	CON	WOR	IND		
Irondequoit									
	1	305	168	81	30	7	7	0	12
	2	167	105	34	10	7	7	0	4
	3	269	132	90	23	5	14	0	5
	4	123	69	36	9	2	3	0	4
	5	204	127	47	8	7	9	0	6
	6	410	265	89	20	17	16	0	3
	7	372	231	66	35	19	17	0	4
	8	260	137	68	19	13	16	0	7
	9	261	126	102	9	8	6	0	10
	10	293	173	70	29	4	14	0	3
	11	131	70	39	8	4	5	0	5
	12	170	103	29	17	10	6	0	5
	13	333	228	64	11	17	9	0	4
	14	340	168	118	31	8	10	1	4
	15	326	176	98	22	12	10	0	8
	16	423	271	103	24	8	12	0	5
	17	168	106	30	17	7	3	0	5
	18	245	150	59	19	8	6	0	3
	19	291	191	62	16	11	4	0	7
	20	249	156	64	14	4	9	0	2
	21	266	172	51	16	12	9	0	6
	22	285	177	64	19	13	9	0	3
	23	231	147	56	12	8	3	0	5
	24	224	147	34	26	10	6	0	1
	25	222	116	68	20	8	7	0	3
	26	146	85	37	10	3	1	0	10
	27	183	108	42	14	5	10	0	4
	28	202	86	88	17	5	2	0	4
	29	183	92	55	15	10	5	0	6
	30	228	130	74	8	10	5	0	1
	31	340	205	84	19	13	11	0	8
	32	234	153	40	17	10	9	0	5
	33	180	88	60	14	7	5	0	6
	34	350	163	140	31	4	7	0	5
	35	176	102	48	6	9	6	0	5
	36	129	63	35	12	5	7	0	7
	37	187	82	73	10	6	6	0	10
	38	112	61	28	4	7	3	0	9
	39	56	24	25	3	0	2	0	2
	40	171	102	37	11	2	9	0	10
	41	206	133	45	9	6	11	0	2
	42	271	151	82	18	8	11	0	1
	43	169	96	46	17	5	4	0	1
	44	462	246	159	24	13	13	0	7
	45	164	89	54	13	2	5	0	1
	46	221	122	72	7	9	7	0	4
	47	81	51	24	0	0	2	0	4
	48	222	128	59	18	4	8	0	5
	49	340	179	105	29	8	11	0	8
	50	126	75	41	5	1	2	0	2

TOWN OF IRONDEQUOIT
TOWN SUPERVISOR

LEGISLATIVE DISTRICT OR TOWN	ELECTION DISTRICT	TOTAL VOTES	DAVID A SEELEY	RONALD P COOPER	RONALD P COOPER	DAVID A SEELEY	DAVID A SEELEY	SCATTER	BLANK AND VOID
			DEM	REP	CON	WOR	IND		
Irondequoit									
	51	338	202	81	21	11	13	0	10
	52	234	140	63	9	4	10	0	8
	53	214	101	79	17	4	7	0	6
	54	58	32	12	8	1	2	0	3
	55	271	178	56	16	7	10	0	4
	56	191	117	47	6	13	5	0	3
	57	327	169	113	17	9	11	0	8
	58	264	153	59	22	11	7	0	12
	59	212	116	55	20	6	13	0	2
	60	245	127	76	18	8	10	0	6
	61	302	159	91	27	11	9	0	5
	62	272	183	58	13	6	9	0	3
	63	191	114	52	13	4	7	0	1
	64	58	39	10	0	3	1	0	5
	65	158	86	47	13	3	6	0	3
	66	78	58	14	2	0	2	0	2
	67	162	85	52	8	7	5	0	5
	68	203	106	71	17	6	2	0	1
GRAND TOTAL:		<u>15,485</u>	<u>8,890</u>	<u>4,211</u>	<u>1,042</u>	<u>495</u>	<u>508</u>	<u>1</u>	<u>338</u>

TOWN OF IRONDEQUOIT
TOWN JUSTICE

LEGISLATIVE DISTRICT OR TOWN	ELECTION DISTRICT	TOTAL VOTES	PATRICK K RUSSI	PATRICK K RUSSI	PATRICK K RUSSI	PATRICK K RUSSI	SCATTER	BLANK AND VOID
			DEM	REP	CON	IND		
Irondequoit								
	1	305	159	79	28	9	0	30
	2	167	89	45	15	5	0	13
	3	269	129	79	21	18	1	21
	4	123	62	34	11	5	0	11
	5	204	126	49	8	10	0	11
	6	410	245	102	28	17	0	18
	7	372	191	93	43	18	0	27
	8	260	118	81	24	16	0	21
	9	261	117	101	15	8	0	20
	10	293	152	80	31	19	1	10
	11	131	66	38	8	6	0	13
	12	170	105	30	13	12	1	9
	13	333	222	67	13	11	1	19
	14	340	155	111	28	18	2	26
	15	326	158	105	22	13	0	28
	16	423	223	122	30	17	0	31
	17	168	81	44	21	4	1	17
	18	245	144	54	21	8	0	18
	19	291	197	48	19	8	0	19
	20	249	136	74	17	9	0	13
	21	266	150	70	17	13	0	16
	22	285	146	80	31	11	0	17
	23	231	139	55	11	7	0	19
	24	224	131	49	27	9	0	8
	25	222	109	67	21	12	0	13
	26	146	86	34	8	4	0	14
	27	183	91	55	16	13	0	8
	28	202	78	89	18	3	0	14
	29	183	100	49	10	9	0	15
	30	228	113	79	12	8	0	16
	31	340	185	97	21	17	0	20
	32	234	139	59	16	12	1	7
	33	180	88	54	16	10	1	11
	34	350	156	134	26	15	0	19
	35	176	106	39	8	9	0	14
	36	129	65	34	7	7	1	15
	37	187	80	66	19	3	0	19
	38	112	62	31	5	4	1	9
	39	56	24	22	4	3	0	3
	40	171	91	41	11	7	1	20
	41	206	118	48	12	11	0	17
	42	271	129	90	21	17	0	14
	43	169	87	48	17	8	0	9
	44	462	220	163	24	20	0	35
	45	164	80	54	13	5	2	10
	46	221	106	86	10	9	0	10
	47	81	39	34	1	1	0	6
	48	222	107	69	17	13	0	16

TOWN OF IRONDEQUOIT
TOWN JUSTICE

LEGISLATIVE DISTRICT OR TOWN	ELECTION DISTRICT	TOTAL VOTES	PATRICK K RUSSI	PATRICK K RUSSI	PATRICK K RUSSI	PATRICK K RUSSI	SCATTER	BLANK AND VOID
			DEM	REP	CON	IND		
Irondequoit								
	49	340	163	112	28	12	2	23
	50	126	69	37	5	3	0	12
	51	338	173	98	27	15	0	25
	52	234	136	54	8	14	0	22
	53	214	100	68	17	10	0	19
	54	58	31	9	7	3	0	8
	55	271	153	66	20	11	1	20
	56	191	111	51	9	9	0	11
	57	327	162	107	18	13	0	27
	58	264	134	76	25	10	0	19
	59	212	100	57	18	15	1	21
	60	245	123	74	19	12	0	17
	61	302	147	89	22	13	2	29
	62	272	154	79	17	7	0	15
	63	191	93	61	12	12	0	13
	64	58	38	12	0	3	0	5
	65	158	85	49	8	7	0	9
	66	78	52	13	2	2	0	9
	67	162	81	55	9	4	0	13
	68	203	95	69	15	8	0	16
GRAND TOTAL:		<u>15,485</u>	<u>8,100</u>	<u>4,468</u>	<u>1,121</u>	<u>674</u>	<u>20</u>	<u>1,102</u>

TOWN OF IRONDEQUOIT
MEMBER OF TOWN COUNCIL
(VOTE FOR 2)
PART 1 OF 2

LEGISLATIVE DISTRICT OR TOWN	ELECTION DISTRICT	TOTAL VOTES	PATRINA D FREEMAN	JOHN PERTICONE	GARY J PAWLAK	MICHAEL J VALENTE	GARY J PAWLAK	MICHAEL J VALENTE
			DEM	DEM	REP	REP	CON	CON
Irondequoit								
	1	610	145	144	97	88	25	30
	2	334	80	83	53	43	16	14
	3	538	124	122	91	84	26	26
	4	246	57	57	35	43	10	11
	5	408	114	109	52	52	10	8
	6	820	235	224	102	110	27	29
	7	744	175	199	94	88	42	42
	8	520	107	111	88	82	27	31
	9	522	100	102	114	109	17	17
	10	586	144	148	87	73	34	38
	11	262	66	62	40	33	12	8
	12	340	97	92	37	35	18	16
	13	666	200	198	79	78	13	14
	14	680	146	150	115	113	34	34
	15	652	153	160	112	98	23	19
	16	846	215	220	131	131	35	34
	17	336	80	80	46	43	16	16
	18	490	133	134	66	57	23	21
	19	582	180	165	56	56	18	18
	20	498	126	137	78	77	19	14
	21	532	140	146	66	78	17	16
	22	570	135	151	84	77	25	27
	23	462	122	130	74	61	15	13
	24	448	126	112	50	55	28	28
	25	444	101	106	77	66	23	21
	26	292	79	70	35	39	8	8
	27	366	83	95	60	56	14	12
	28	404	68	68	93	91	18	19
	29	366	85	84	60	47	13	13
	30	456	109	114	78	79	7	11
	31	680	179	185	96	91	21	21
	32	468	127	129	54	55	14	16
	33	360	82	86	61	58	15	14
	34	700	144	146	141	125	32	30
	35	352	96	93	46	46	8	8
	36	258	62	56	37	33	7	10
	37	374	66	66	75	70	16	16
	38	224	63	55	35	24	3	5
	39	112	25	22	23	24	5	3
	40	342	86	97	35	41	14	15
	41	412	117	112	50	51	14	12
	42	542	124	129	91	80	20	24
	43	338	85	78	47	43	20	22
	44	924	195	220	174	172	28	25
	45	328	72	79	63	49	9	12
	46	442	95	107	84	86	9	13
	47	162	37	39	30	31	4	0

TOWN OF IRONDEQUOIT
MEMBER OF TOWN COUNCIL
(VOTE FOR 2)
PART 1 OF 2

LEGISLATIVE DISTRICT OR TOWN	ELECTION DISTRICT	TOTAL VOTES	PATRINA D FREEMAN	JOHN PERTICONE	GARY J PAWLAK	MICHAEL J VALENTE	GARY J PAWLAK	MICHAEL J VALENTE
			DEM	DEM	REP	REP	CON	CON
Irondequoit								
	48	444	97	103	75	73	14	16
	49	680	151	167	115	106	30	30
	50	252	67	59	38	42	6	6
	51	676	166	184	102	95	25	27
	52	468	129	114	62	59	16	9
	53	428	85	99	78	71	14	16
	54	116	27	31	15	10	11	8
	55	542	153	143	66	67	21	19
	56	382	93	98	54	60	7	10
	57	654	142	155	116	112	18	17
	58	528	126	131	79	77	25	24
	59	424	103	106	61	49	21	22
	60	490	116	114	70	77	19	19
	61	604	142	141	99	93	27	24
	62	544	146	156	76	79	15	14
	63	382	85	94	65	59	16	13
	64	116	37	33	11	8	3	2
	65	316	79	79	55	47	6	8
	66	156	55	43	15	13	3	3
	67	324	71	72	57	57	11	14
	68	406	102	97	67	61	13	14
GRAND TOTAL:		<u>30,970</u>	<u>7,552</u>	<u>7,691</u>	<u>4,768</u>	<u>4,536</u>	<u>1,173</u>	<u>1,169</u>

TOWN OF IRONDEQUOIT
MEMBER OF TOWN COUNCIL
(VOTE FOR 2)
PART 2 OF 2

LEGISLATIVE DISTRICT OR TOWN	ELECTION DISTRICT	TOTAL VOTES	PATRINA D FREEMAN	JOHN PERTICONE	PATRINA D FREEMAN	JOHN PERTICONE	SCATTER	BLANK AND VOID
			WOR	WOR	IND	IND		
Irondequoit								
	1	610	7	4	5	6	0	59
	2	334	2	5	3	5	0	30
	3	538	5	7	10	10	0	33
	4	246	4	3	4	5	0	17
	5	408	7	9	10	11	0	26
	6	820	14	19	9	10	0	41
	7	744	13	15	14	14	0	48
	8	520	6	13	10	12	0	33
	9	522	0	5	5	7	0	46
	10	586	5	7	12	10	2	26
	11	262	4	4	5	6	0	22
	12	340	11	9	6	6	0	13
	13	666	16	14	8	8	0	38
	14	680	12	12	10	12	0	42
	15	652	10	8	13	7	0	49
	16	846	7	6	3	10	0	54
	17	336	3	7	9	7	0	29
	18	490	4	6	7	9	0	30
	19	582	19	14	4	9	0	43
	20	498	6	4	9	10	0	18
	21	532	10	6	8	10	1	34
	22	570	11	12	7	10	0	31
	23	462	4	4	1	3	0	35
	24	448	5	9	4	4	0	27
	25	444	6	6	5	7	0	26
	26	292	5	5	3	2	0	38
	27	366	3	4	10	9	0	20
	28	404	4	4	2	2	0	35
	29	366	10	8	6	9	0	31
	30	456	7	10	6	5	0	30
	31	680	14	14	7	10	0	42
	32	468	10	16	8	7	0	32
	33	360	9	7	4	4	0	20
	34	700	8	8	10	10	0	46
	35	352	10	9	8	6	0	22
	36	258	6	3	7	7	0	30
	37	374	7	8	2	6	0	42
	38	224	5	6	2	3	0	23
	39	112	0	1	2	2	0	5
	40	342	4	5	7	6	0	32
	41	412	3	4	7	7	0	35
	42	542	11	17	6	10	0	30
	43	338	8	7	3	6	0	19
	44	924	12	15	11	13	0	59
	45	328	4	11	4	4	0	21
	46	442	7	10	5	3	0	23
	47	162	2	1	1	1	0	16

TOWN OF IRONDEQUOIT
MEMBER OF TOWN COUNCIL
(VOTE FOR 2)
PART 2 OF 2

LEGISLATIVE DISTRICT OR TOWN	ELECTION DISTRICT	TOTAL VOTES	PATRINA D FREEMAN	JOHN PERTICONE	PATRINA D FREEMAN	JOHN PERTICONE	SCATTER	BLANK AND VOID
			WOR	WOR	IND	IND		
Irondequoit								
	48	444	5	7	6	7	0	41
	49	680	10	10	7	10	2	42
	50	252	1	2	2	2	0	27
	51	676	8	10	7	9	0	43
	52	468	4	6	10	13	0	46
	53	428	9	7	7	5	0	37
	54	116	2	3	0	0	0	9
	55	542	9	9	8	8	0	39
	56	382	10	10	4	7	0	29
	57	654	4	7	9	11	0	63
	58	528	9	9	5	4	0	39
	59	424	5	7	10	9	0	31
	60	490	11	10	7	7	0	40
	61	604	13	7	6	9	0	43
	62	544	5	5	5	10	0	33
	63	382	8	6	8	9	0	19
	64	116	2	3	1	0	0	16
	65	316	5	4	6	7	0	20
	66	156	0	1	1	0	0	22
	67	324	7	8	4	2	0	21
	68	406	7	5	2	3	0	35
GRAND TOTAL:		<u>30,970</u>	<u>474</u>	<u>517</u>	<u>417</u>	<u>472</u>	<u>5</u>	<u>2,196</u>

TOWN OF MENDON
TOWN SUPERVISOR

LEGISLATIVE DISTRICT OR TOWN	ELECTION DISTRICT	TOTAL VOTES	JOHN D MOFFITT REP	JOHN D MOFFITT CON	JOHN D MOFFITT IND	SCATTER	BLANK AND VOID
Mendon							
	1	406	206	51	57	1	91
	2	364	178	26	51	6	103
	3	405	210	52	38	2	103
	4	295	141	25	28	1	100
	5	385	198	53	31	0	103
	6	369	182	46	37	3	101
	7	389	205	53	25	4	102
	8	153	80	17	20	0	36
	9	317	169	40	35	2	71
GRAND TOTAL:		3,083	1,569	363	322	19	810

TOWN OF MENDON
TOWN CLERK

LEGISLATIVE DISTRICT OR TOWN	ELECTION DISTRICT	TOTAL VOTES	JAMES P MERZKE REP	JAMES P MERZKE CON	JAMES P MERZKE IND	SCATTER	BLANK AND VOID
Mendon							
	1	406	207	49	59	0	91
	2	364	187	25	50	0	102
	3	405	212	50	42	0	101
	4	295	144	24	30	0	97
	5	385	197	55	37	0	96
	6	369	185	52	44	1	87
	7	389	207	59	28	0	95
	8	153	79	18	21	0	35
	9	317	174	38	33	1	71
GRAND TOTAL:		3,083	1,592	370	344	2	775

TOWN OF MENDON
TOWN JUSTICE

LEGISLATIVE DISTRICT OR TOWN	ELECTION DISTRICT	TOTAL VOTES	JON M STERN	WILLIAM P FLETCHER	WILLIAM P FLETCHER	JON M STERN	WILLIAM P FLETCHER	SCATTER	BLANK AND VOID
			DEM	REP	CON	WOR	IND		
Mendon									
	1	406	177	145	41	7	22	0	14
	2	364	177	124	27	10	14	0	12
	3	405	143	172	48	9	14	0	19
	4	295	135	113	14	17	8	0	8
	5	385	165	144	51	8	8	0	9
	6	369	149	144	47	12	11	0	6
	7	389	130	176	52	8	11	0	12
	8	153	57	61	17	4	14	0	0
	9	317	119	131	36	6	12	0	13
GRAND TOTAL:		<u>3,083</u>	<u>1,252</u>	<u>1,210</u>	<u>333</u>	<u>81</u>	<u>114</u>	<u>0</u>	<u>93</u>

TOWN OF MENDON
MEMBER OF TOWN COUNCIL
(VOTE FOR 2)

LEGISLATIVE DISTRICT OR TOWN	ELECTION DISTRICT	TOTAL VOTES	DAVID L COOK	JEFFREY R CLARK	THOMAS G DUBOIS	KAREN R JENKINS	THOMAS G DUBOIS	KAREN R JENKINS	THOMAS G DUBOIS	KAREN R JENKINS	SCATTER	BLANK AND VOID
			DEM	DEM	REP	REP	CON	CON	IND	IND		
Mendon	1	812	190	179	144	135	41	42	25	21	0	35
	2	728	193	186	115	116	19	23	14	17	0	45
	3	810	159	151	181	164	44	44	15	11	0	41
	4	590	163	147	99	89	19	19	9	9	0	36
	5	770	170	169	148	140	49	48	7	7	0	32
	6	738	167	152	142	140	43	42	9	15	0	28
	7	778	152	150	167	159	47	50	10	7	2	34
	8	306	66	62	49	58	18	16	12	11	0	14
	9	634	123	120	134	126	34	37	15	14	0	31
GRAND TOTAL:		<u>6,166</u>	<u>1,383</u>	<u>1,316</u>	<u>1,179</u>	<u>1,127</u>	<u>314</u>	<u>321</u>	<u>116</u>	<u>112</u>	<u>2</u>	<u>296</u>

TOWN OF MENDON
SUPERINTENDENT OF HIGHWAYS

LEGISLATIVE DISTRICT OR TOWN	ELECTION DISTRICT	TOTAL VOTES	WILLIAM E SMITH REP	WILLIAM E SMITH CON	WILLIAM E SMITH IND	SCATTER	BLANK AND VOID
Mendon							
	1	406	201	48	62	2	93
	2	364	175	25	60	1	103
	3	405	211	47	45	0	102
	4	295	133	22	36	0	104
	5	385	191	55	39	2	98
	6	369	178	52	47	0	92
	7	389	209	52	30	3	95
	8	153	69	19	24	3	38
	9	317	171	40	34	1	71
GRAND TOTAL:		<u>3,083</u>	<u>1,538</u>	<u>360</u>	<u>377</u>	<u>12</u>	<u>796</u>

TOWN OF OGDEN
TOWN SUPERVISOR

LEGISLATIVE DISTRICT OR TOWN	ELECTION DISTRICT	TOTAL VOTES	GAY H LENHARD REP	GAY H LENHARD CON	GAY H LENHARD IND	SCATTER	BLANK AND VOID
Ogden							
	1	249	106	41	29	2	71
	2	269	150	38	25	2	54
	3	374	216	52	37	0	69
	4	234	136	39	18	1	40
	5	220	123	37	27	0	33
	6	279	144	35	20	1	79
	7	179	104	31	17	0	27
	8	267	153	33	22	1	58
	9	242	126	29	30	1	56
	10	240	136	29	24	0	51
	11	276	152	51	26	0	47
	12	325	198	36	30	1	60
	13	257	153	29	26	1	48
	14	196	112	30	26	0	28
	15	353	205	56	24	2	66
	16	171	109	23	10	1	28
	17	219	122	20	19	4	54
	18	309	167	41	37	4	60
	19	297	185	43	18	1	50
	20	334	175	51	29	2	77
GRAND TOTAL:		5,290	2,972	744	494	24	1,056

TOWN OF OGDEN
TOWN CLERK

LEGISLATIVE DISTRICT OR TOWN	ELECTION DISTRICT	TOTAL VOTES	NOELLE M BURLEY REP	NOELLE M BURLEY CON	NOELLE M BURLEY IND	SCATTER	BLANK AND VOID
Ogden							
	1	249	117	40	32	1	59
	2	269	160	37	27	2	43
	3	374	218	54	36	0	66
	4	234	144	41	21	0	28
	5	220	128	40	27	0	25
	6	279	147	35	23	1	73
	7	179	107	29	19	0	24
	8	267	151	34	26	0	56
	9	242	134	31	26	0	51
	10	240	131	31	27	0	51
	11	276	151	54	26	0	45
	12	325	198	43	30	0	54
	13	257	153	31	27	0	46
	14	196	114	31	26	0	25
	15	353	213	56	27	2	55
	16	171	114	28	9	0	20
	17	219	129	25	19	2	44
	18	309	165	41	35	1	67
	19	297	191	46	19	1	40
	20	334	178	54	29	1	72
GRAND TOTAL:		5,290	3,043	781	511	11	944

TOWN OF OGDEN
TOWN JUSTICE

LEGISLATIVE DISTRICT OR TOWN	ELECTION DISTRICT	TOTAL VOTES	MICHAEL P SCHIANO REP	MICHAEL P SCHIANO CON	MICHAEL P SCHIANO IND	SCATTER	BLANK AND VOID
Ogden							
	1	249	110	39	29	1	70
	2	269	159	39	26	2	43
	3	374	215	56	35	0	68
	4	234	138	40	19	0	37
	5	220	126	41	28	0	25
	6	279	151	35	22	1	70
	7	179	105	29	18	0	27
	8	267	151	30	26	0	60
	9	242	128	28	32	0	54
	10	240	132	31	26	0	51
	11	276	150	54	25	0	47
	12	325	200	42	32	0	51
	13	257	151	30	31	0	45
	14	196	115	29	26	0	26
	15	353	208	58	26	2	59
	16	171	115	26	9	1	20
	17	219	128	24	19	2	46
	18	309	165	40	35	1	68
	19	297	185	48	17	1	46
	20	334	178	56	29	1	70
GRAND TOTAL:		5,290	3,010	775	510	12	983

TOWN OF OGDEN
MEMBER OF TOWN COUNCIL
(VOTE FOR 2)

LEGISLATIVE DISTRICT OR TOWN	ELECTION DISTRICT	TOTAL VOTES	MALCOLM E PERRY	SCOTT CLYDE	MALCOLM E PERRY	SCOTT CLYDE	MALCOLM E PERRY	SCOTT CLYDE	SCATTER	BLANK AND VOID
			REP	REP	CON	CON	IND	IND		
Ogden	1	498	101	94	42	39	29	27	4	162
	2	538	153	155	36	35	26	24	4	105
	3	748	211	205	56	54	34	34	0	154
	4	468	130	126	41	41	20	19	0	91
	5	440	126	116	39	40	25	28	0	66
	6	558	143	137	32	34	22	22	0	168
	7	358	99	100	32	31	18	19	0	59
	8	534	144	142	32	32	23	24	1	136
	9	484	121	115	27	26	32	33	0	130
	10	480	126	119	31	30	26	24	3	121
	11	552	146	139	54	55	27	26	0	105
	12	650	187	174	35	38	31	32	1	152
	13	514	145	141	28	28	31	29	0	112
	14	392	108	106	27	26	26	25	0	74
	15	706	189	180	54	54	25	27	4	173
	16	342	113	105	28	28	9	9	0	50
	17	438	124	115	21	23	18	16	6	115
	18	618	159	159	41	38	33	34	3	151
	19	594	179	170	47	47	18	19	2	112
	20	668	162	161	54	54	29	29	4	175
GRAND TOTAL:		<u>10,580</u>	<u>2,866</u>	<u>2,759</u>	<u>757</u>	<u>753</u>	<u>502</u>	<u>500</u>	<u>32</u>	<u>2,411</u>

TOWN OF PARMA
TOWN SUPERVISOR

LEGISLATIVE DISTRICT OR TOWN	ELECTION DISTRICT	TOTAL VOTES	JACK D BARTON REP	JACK D BARTON CON	JACK D BARTON IND	SCATTER	BLANK AND VOID
Parma							
	1	291	163	48	38	0	42
	2	320	193	44	35	3	45
	3	231	133	37	27	0	34
	4	254	142	43	23	2	44
	5	183	101	30	18	0	34
	6	115	73	16	7	0	19
	7	238	141	39	14	0	44
	8	344	225	45	26	2	46
	9	256	158	38	19	0	41
	10	252	143	53	15	2	39
	11	301	166	52	22	0	61
	12	250	165	27	21	2	35
	13	451	276	67	30	2	76
	14	176	92	34	14	0	36
	15	274	173	38	28	0	35
GRAND TOTAL:		<u>3,936</u>	<u>2,344</u>	<u>611</u>	<u>337</u>	<u>13</u>	<u>631</u>

TOWN OF PARMA
TOWN JUSTICE

LEGISLATIVE DISTRICT OR TOWN	ELECTION DISTRICT	TOTAL VOTES	MICHAEL A SCIORTINO REP	MICHAEL A SCIORTINO CON	MICHAEL A SCIORTINO IND	SCATTER	BLANK AND VOID
Parma							
	1	291	158	49	41	0	43
	2	320	194	44	39	2	41
	3	231	136	36	29	0	30
	4	254	145	46	26	0	37
	5	183	101	34	17	0	31
	6	115	73	17	7	0	18
	7	238	145	37	19	0	37
	8	344	232	43	29	1	39
	9	256	163	40	15	0	38
	10	252	145	57	13	1	36
	11	301	161	59	22	0	59
	12	250	160	30	24	1	35
	13	451	278	65	33	1	74
	14	176	101	32	12	1	30
	15	274	180	37	27	0	30
GRAND TOTAL:		<u>3,936</u>	<u>2,372</u>	<u>626</u>	<u>353</u>	<u>7</u>	<u>578</u>

TOWN OF PARMA
MEMBER OF TOWN COUNCIL
(VOTE FOR 2)

LEGISLATIVE DISTRICT OR TOWN	ELECTION DISTRICT	TOTAL VOTES	G BLAKE KELLER	STEPHEN J ZAJAC	G BLAKE KELLER	STEPHEN J ZAJAC	G BLAKE KELLER	STEPHEN J ZAJAC	SCATTER	BLANK AND VOID
			REP	REP	CON	CON	IND	IND		
Parma										
	1	582	151	142	46	49	41	40	0	113
	2	640	185	185	42	43	35	33	8	109
	3	462	127	122	34	35	24	26	0	94
	4	508	137	130	39	42	26	24	0	110
	5	366	97	88	29	29	15	17	0	91
	6	230	72	66	13	13	7	8	0	51
	7	476	134	123	36	38	15	15	0	115
	8	688	213	199	41	43	29	31	4	128
	9	512	146	142	35	30	16	16	0	127
	10	504	135	129	53	53	13	13	2	106
	11	602	143	148	56	55	29	27	0	144
	12	500	150	148	30	31	22	21	0	98
	13	902	252	241	67	65	25	24	2	226
	14	352	87	86	33	31	14	12	0	89
	15	548	167	154	39	37	27	28	0	96
GRAND TOTAL:		<u>7,872</u>	<u>2,196</u>	<u>2,103</u>	<u>593</u>	<u>594</u>	<u>338</u>	<u>335</u>	<u>16</u>	<u>1,697</u>

TOWN OF PARMA
SUPERINTENDENT OF HIGHWAYS

LEGISLATIVE DISTRICT OR TOWN	ELECTION DISTRICT	TOTAL VOTES	JAMES R CHRIST JR REP	JAMES R CHRIST JR CON	JAMES R CHRIST JR IND	SCATTER	BLANK AND VOID
Parma							
	1	291	152	45	42	0	52
	2	320	196	41	33	4	46
	3	231	132	36	25	0	38
	4	254	142	46	28	0	38
	5	183	105	30	18	0	30
	6	115	73	15	7	0	20
	7	238	141	38	18	0	41
	8	344	222	44	31	1	46
	9	256	156	37	19	1	43
	10	252	143	52	15	1	41
	11	301	160	53	25	0	63
	12	250	160	29	24	0	37
	13	451	266	67	28	1	89
	14	176	92	33	15	0	36
	15	274	174	38	27	0	35
GRAND TOTAL:		<u>3,936</u>	<u>2,314</u>	<u>604</u>	<u>355</u>	<u>8</u>	<u>655</u>

TOWN OF PENFIELD
TOWN SUPERVISOR

LEGISLATIVE DISTRICT OR TOWN	ELECTION DISTRICT	TOTAL VOTES	TONY LAFOUNTAIN REP	TONY LAFOUNTAIN CON	TONY LAFOUNTAIN IND	SCATTER	BLANK AND VOID
Penfield							
	1	123	57	18	10	0	38
	2	306	145	32	34	3	92
	3	267	153	32	27	1	54
	4	381	202	63	29	3	84
	5	292	136	31	28	3	94
	6	218	134	28	20	2	34
	7	285	125	32	41	6	81
	8	152	90	18	18	1	25
	9	351	159	32	38	7	115
	10	216	113	23	27	1	52
	11	147	71	12	17	1	46
	12	300	145	34	38	1	82
	13	335	177	35	27	1	95
	14	348	186	60	43	1	58
	15	397	197	28	45	3	124
	16	151	88	8	19	0	36
	17	292	149	27	37	2	77
	18	221	127	13	25	0	56
	19	420	215	44	59	3	99
	20	315	160	40	38	2	75
	21	311	157	30	44	4	76
	22	282	106	30	33	1	112
	23	395	207	23	51	7	107
	24	360	179	51	38	5	87
	25	222	143	27	13	1	38
	26	159	90	20	13	3	33
	27	325	171	42	39	0	73
	28	213	93	27	39	2	52
	29	359	189	32	41	4	93
	30	545	290	61	55	3	136
	31	177	87	23	23	0	44
	32	184	98	17	27	3	39
	33	268	127	35	33	4	69
	34	227	125	26	14	1	61
	35	408	179	38	55	3	133
	36	291	154	24	31	5	77
	37	515	303	52	36	2	122
	38	188	112	19	14	1	42
	39	212	102	20	27	1	62
	40	323	201	21	24	0	77
	41	414	250	43	46	2	73
	42	253	141	21	33	0	58
GRAND TOTAL:		<u>12,148</u>	<u>6,333</u>	<u>1,292</u>	<u>1,349</u>	<u>93</u>	<u>3,081</u>

TOWN OF PENFIELD
TOWN JUSTICE

LEGISLATIVE DISTRICT OR TOWN	ELECTION DISTRICT	TOTAL VOTES	MICHAEL J LINGLE	PAULA C METZLER	PAULA C METZLER	MICHAEL J LINGLE	PAULA C METZLER	PAULA C METZLER	SCATTER	BLANK AND VOID
			DEM	REP	CON	WOR	LBT	IND		
Penfield										
	1	123	46	49	14	7	3	1	0	3
	2	306	139	106	22	10	7	8	0	14
	3	267	89	121	32	3	2	8	0	12
	4	381	98	176	63	8	4	12	0	20
	5	292	136	97	32	7	2	10	0	8
	6	218	66	111	26	1	2	6	0	6
	7	285	111	104	24	9	8	20	0	9
	8	152	44	72	16	8	3	4	0	5
	9	351	190	102	26	6	2	16	0	9
	10	216	103	76	22	4	0	6	0	5
	11	147	61	52	12	6	5	7	0	4
	12	300	130	107	24	10	3	13	0	13
	13	335	135	134	31	5	6	5	0	19
	14	348	97	159	56	7	2	15	0	12
	15	397	184	141	34	6	5	17	0	10
	16	151	53	71	9	8	2	5	0	3
	17	292	128	108	19	7	9	11	0	10
	18	221	82	106	9	4	4	11	0	5
	19	420	188	152	32	8	5	24	0	11
	20	315	117	126	35	5	2	16	0	14
	21	311	152	114	19	4	2	14	0	6
	22	282	149	77	23	6	2	16	0	9
	23	395	172	162	28	6	4	13	0	10
	24	360	133	149	39	10	8	13	0	8
	25	222	66	109	21	4	4	7	0	11
	26	159	52	72	15	4	6	4	0	6
	27	325	122	128	32	8	8	18	0	9
	28	213	84	80	23	8	3	8	0	7
	29	359	163	144	25	10	0	9	0	8
	30	545	195	237	53	10	6	16	0	28
	31	177	65	79	13	5	2	8	0	5
	32	184	95	63	10	7	0	6	0	3
	33	268	105	96	34	6	8	10	0	9
	34	227	89	95	19	8	0	6	0	10
	35	408	208	120	30	10	8	17	0	15
	36	291	138	116	19	5	3	5	1	4
	37	515	169	249	48	3	2	24	0	20

TOWN OF PENFIELD
TOWN JUSTICE

LEGISLATIVE DISTRICT OR TOWN	ELECTION DISTRICT	TOTAL VOTES	MICHAEL J LINGLE DEM	PAULA C METZLER REP	PAULA C METZLER CON	MICHAEL J LINGLE WOR	PAULA C METZLER LBT	PAULA C METZLER IND	SCATTER	BLANK AND VOID
Penfield										
	38	188	65	88	16	4	2	6	0	7
	39	212	80	87	20	7	2	7	0	9
	40	323	117	156	19	8	0	11	0	12
	41	414	155	173	35	8	5	21	0	17
	42	253	90	109	18	0	5	15	0	16
GRAND TOTAL:		<u>12,148</u>	<u>4,861</u>	<u>4,873</u>	<u>1,097</u>	<u>270</u>	<u>156</u>	<u>469</u>	<u>1</u>	<u>421</u>

TOWN OF PENFIELD
MEMBER OF TOWN COUNCIL
(VOTE FOR 2)
PART 1 OF 2

LEGISLATIVE DISTRICT OR TOWN	ELECTION DISTRICT	TOTAL VOTES	JULIE A MITCHELL	MINDY MACLAREN	LINDA W KOHL	DEBBIE DRAW	LINDA W KOHL	DEBBIE DRAW
			DEM	DEM	REP	REP	CON	CON
Penfield								
	1	246	49	47	44	40	16	17
	2	612	140	139	102	91	23	20
	3	534	95	97	122	117	28	27
	4	762	114	104	171	166	64	58
	5	584	136	147	105	93	24	24
	6	436	69	64	109	99	27	29
	7	570	136	136	79	87	27	23
	8	304	47	42	71	63	15	15
	9	702	204	191	99	94	25	27
	10	432	95	104	82	70	19	19
	11	294	70	64	48	49	13	14
	12	600	147	145	92	93	24	22
	13	670	145	134	137	110	30	35
	14	696	106	96	154	148	55	55
	15	794	198	202	132	125	33	35
	16	302	61	57	66	66	8	9
	17	584	124	129	119	108	23	21
	18	442	94	90	95	92	10	12
	19	840	203	191	140	147	37	30
	20	630	130	130	115	99	39	38
	21	622	153	146	108	110	19	22
	22	564	153	152	76	73	27	25
	23	790	191	187	154	144	25	26
	24	720	153	146	142	135	41	39
	25	444	67	64	110	99	22	23
	26	318	57	60	70	61	16	17
	27	650	132	143	122	118	34	35
	28	426	94	88	68	66	25	24
	29	718	172	162	135	128	24	25
	30	1,090	216	207	230	213	49	55
	31	354	80	78	69	61	15	15
	32	368	108	104	54	46	9	8
	33	536	115	116	93	84	31	28
	34	454	94	90	91	86	22	21
	35	816	218	204	116	111	34	34
	36	582	145	136	102	101	18	20
	37	1,030	188	177	234	216	45	50
	38	376	77	69	87	78	14	13
	39	424	90	82	85	74	21	20
	40	646	134	121	144	132	14	16
	41	828	155	138	192	182	32	34
	42	506	93	86	108	100	14	17
GRAND TOTAL:		<u>24,296</u>	<u>5,248</u>	<u>5,065</u>	<u>4,672</u>	<u>4,375</u>	<u>1,091</u>	<u>1,097</u>

TOWN OF PENFIELD
MEMBER OF TOWN COUNCIL
(VOTE FOR 2)
PART 2 OF 2

LEGISLATIVE DISTRICT OR TOWN	ELECTION DISTRICT	TOTAL VOTES	JULIE A MITCHELL	MINDY MACLAREN	LINDA W KOHL	DEBBIE DRAWE	SCATTER	BLANK AND VOID
			WOR	WOR	IND	IND		
Penfield								
	1	246	9	7	3	3	0	11
	2	612	8	10	12	13	0	54
	3	534	6	7	7	6	0	22
	4	762	9	12	8	8	2	46
	5	584	10	9	8	6	0	22
	6	436	3	3	3	4	0	26
	7	570	10	11	12	14	0	35
	8	304	12	8	2	6	1	22
	9	702	9	10	13	7	0	23
	10	432	4	1	5	4	0	29
	11	294	5	5	10	8	0	8
	12	600	11	13	12	12	0	29
	13	670	5	7	6	5	0	56
	14	696	10	9	13	14	0	36
	15	794	5	4	15	14	0	31
	16	302	8	10	4	2	0	11
	17	584	10	12	7	6	0	25
	18	442	7	5	8	10	0	19
	19	840	9	12	18	17	0	36
	20	630	5	7	13	11	0	43
	21	622	7	11	14	12	0	20
	22	564	7	8	10	6	0	27
	23	790	8	8	11	13	0	23
	24	720	9	11	11	12	0	21
	25	444	5	5	10	10	0	29
	26	318	5	3	7	5	0	17
	27	650	8	9	14	13	0	22
	28	426	11	7	8	6	0	29
	29	718	13	12	6	4	0	37
	30	1,090	18	18	14	15	0	55
	31	354	6	6	5	4	0	15
	32	368	6	8	10	5	0	10
	33	536	9	12	12	11	0	25
	34	454	3	4	6	4	0	33
	35	816	11	13	15	17	0	43
	36	582	8	11	11	9	2	19
	37	1,030	9	11	15	14	0	71
	38	376	5	6	4	6	0	17
	39	424	8	9	7	7	0	21
	40	646	11	11	7	6	0	50
	41	828	1	7	19	16	0	52
	42	506	5	4	16	16	0	47
GRAND TOTAL:		<u>24,296</u>	<u>328</u>	<u>356</u>	<u>411</u>	<u>381</u>	<u>5</u>	<u>1,267</u>

TOWN OF PERINTON
TOWN SUPERVISOR

LEGISLATIVE DISTRICT OR TOWN	ELECTION DISTRICT	TOTAL VOTES	ANDREW G GILCHRIST DEM	CIARAN T HANNA REP	CIARAN T HANNA CON	ANDREW G GILCHRIST WOR	CIARAN T HANNA IND	SCATTER	BLANK AND VOID
Perinton									
	1	430	177	186	40	4	15	0	8
	2	320	154	115	27	9	10	0	5
	3	249	97	108	20	4	12	0	8
	4	281	126	115	15	5	7	0	13
	5	147	68	42	14	8	10	0	5
	6	273	161	75	17	4	11	0	5
	7	345	162	129	29	4	14	0	7
	8	277	114	114	30	6	6	0	7
	9	373	138	161	45	4	15	0	10
	10	353	193	109	22	6	11	0	12
	11	194	89	69	17	13	2	0	4
	12	264	109	105	20	7	11	0	12
	13	249	85	118	18	9	9	0	10
	14	305	115	137	27	7	8	0	11
	15	259	112	109	17	3	10	0	8
	16	222	91	99	20	3	5	0	4
	17	293	138	103	23	12	7	0	10
	18	288	133	100	28	7	8	0	12
	19	278	117	114	31	6	6	0	4
	20	262	109	116	19	5	8	0	5
	21	352	155	127	32	14	14	0	10
	22	210	88	88	14	7	7	0	6
	23	423	197	170	29	5	14	0	8
	24	427	177	190	34	4	14	0	8
	25	246	120	80	19	10	14	0	3
	26	323	135	137	28	5	14	0	4
	27	242	78	108	33	6	10	0	7
	28	248	87	124	18	5	12	0	2
	29	178	84	64	13	5	6	0	6
	30	270	116	107	25	8	12	0	2
	31	328	133	146	27	3	10	0	9
	32	223	98	86	19	2	11	0	7
	33	332	162	115	23	12	14	0	6
	34	397	155	166	32	14	12	0	18
	35	257	115	102	17	6	11	0	6
	36	139	69	48	10	5	3	0	4
	37	321	146	127	23	7	9	0	9
	38	437	184	183	34	10	13	0	13
	39	345	140	146	30	6	11	0	12
	40	225	91	96	17	9	5	0	7
	41	195	84	69	24	5	11	0	2
	42	257	119	98	21	7	6	1	5
	43	518	213	228	41	8	13	0	15
	44	256	106	108	22	3	11	0	6
	45	526	212	241	36	8	16	0	13
	46	143	80	39	15	3	3	0	3
	47	311	138	116	23	10	18	0	6
	48	215	98	84	20	2	8	0	3
	49	248	82	127	24	4	10	0	1
	50	73	41	18	2	5	3	0	4

TOWN OF PERINTON
TOWN SUPERVISOR

LEGISLATIVE DISTRICT OR TOWN	ELECTION DISTRICT	TOTAL VOTES	ANDREW G GILCHRIST DEM	CIARAN T HANNA REP	CIARAN T HANNA CON	ANDREW G GILCHRIST WOR	CIARAN T HANNA IND	SCATTER	BLANK AND VOID
Perinton	51	371	103	193	44	8	16	0	7
	52	324	165	126	17	5	8	0	3
	53	241	118	83	17	6	14	0	3
	54	484	197	224	34	5	18	0	6
	55	301	111	148	17	7	11	0	7
	56	452	234	157	35	14	7	0	5
GRAND TOTAL:		16,500	7,119	6,693	1,348	369	574	1	396

TOWN OF PERINTON
TOWN JUSTICE

LEGISLATIVE DISTRICT OR TOWN	ELECTION DISTRICT	TOTAL VOTES	THOMAS A KLONICK REP	THOMAS A KLONICK CON	THOMAS A KLONICK IND	SCATTER	BLANK AND VOID
Perinton							
	1	430	232	53	31	0	114
	2	320	149	27	28	5	111
	3	249	146	29	34	0	40
	4	281	131	24	31	2	93
	5	147	54	16	19	0	58
	6	273	113	32	27	1	100
	7	345	162	38	43	2	100
	8	277	138	33	35	0	71
	9	373	202	54	42	1	74
	10	353	145	35	50	2	121
	11	194	84	25	16	0	69
	12	264	132	27	28	0	77
	13	249	144	24	25	0	56
	14	305	169	36	27	3	70
	15	259	140	24	25	0	70
	16	222	114	25	19	1	63
	17	293	135	27	29	0	102
	18	288	142	36	27	1	82
	19	278	158	39	24	0	57
	20	262	141	23	33	1	64
	21	352	170	36	35	2	109
	22	210	101	19	20	1	69
	23	423	208	46	45	2	122
	24	427	240	44	43	3	97
	25	246	110	23	36	0	77
	26	323	175	42	35	1	70
	27	242	129	35	22	0	56
	28	248	143	22	24	7	52
	29	178	86	15	23	2	52
	30	270	146	29	30	0	65
	31	328	172	30	36	0	90
	32	223	112	28	27	2	54
	33	332	162	31	43	1	95
	34	397	214	49	31	0	103
	35	257	139	28	32	1	57
	36	139	65	10	18	1	45
	37	321	173	32	32	1	83
	38	437	235	49	47	2	104
	39	345	191	38	31	0	85
	40	225	106	20	27	2	70
	41	195	92	25	22	2	54
	42	257	134	30	35	2	56
	43	518	281	54	59	1	123
	44	256	131	26	29	1	69
	45	526	301	51	51	0	123
	46	143	57	17	17	0	52
	47	311	153	31	38	2	87
	48	215	114	24	27	0	50
	49	248	143	29	30	1	45

TOWN OF PERINTON
TOWN JUSTICE

LEGISLATIVE DISTRICT OR TOWN	ELECTION DISTRICT	TOTAL VOTES	THOMAS A KLONICK REP	THOMAS A KLONICK CON	THOMAS A KLONICK IND	SCATTER	BLANK AND VOID
Perinton							
	50	73	27	10	15	1	20
	51	371	226	54	26	1	64
	52	324	181	25	37	0	81
	53	241	109	20	41	1	70
	54	484	292	45	40	0	107
	55	301	175	21	18	0	87
	56	452	257	56	45	0	94
GRAND TOTAL:		16,500	8,581	1,771	1,760	59	4,329

TOWN OF PERINTON
 MEMBER OF TOWN COUNCIL
 4 YEAR TERM
 (VOTE FOR 2)

LEGISLATIVE DISTRICT OR TOWN	ELECTION DISTRICT	TOTAL VOTES	DALIA RODRIGUEZ - APONTE	MEREDITH E STOCK - BROADBENT	SEANA L SARTORI	CRAIG R CHORMANN	SEANA L SARTORI	CRAIG R CHORMANN	MEREDITH E STOCK - BROADBENT	SEANA L SARTORI	CRAIG R CHORMANN	SCATTER	BLANK AND VOID
			DEM	DEM	REP	REP	CON	CON	WOR	IND	IND		
Perinton													
	1	860	185	192	170	161	45	40	9	13	9	0	36
	2	640	155	154	110	106	27	28	12	11	11	0	26
	3	498	98	107	102	96	20	21	7	11	10	0	26
	4	562	130	140	103	92	18	19	5	11	6	0	38
	5	294	81	81	34	33	13	12	8	7	5	0	20
	6	546	146	170	67	66	21	17	3	9	9	0	38
	7	690	166	174	119	106	28	30	11	13	14	0	29
	8	554	126	129	101	95	28	28	7	5	4	0	31
	9	746	138	156	140	143	45	44	3	18	13	0	46
	10	706	197	195	107	92	19	21	8	12	12	0	43
	11	388	99	93	62	62	19	18	10	3	4	0	18
	12	528	112	112	105	89	21	21	6	10	10	0	42
	13	498	100	96	112	103	17	21	5	6	7	0	31
	14	610	120	134	120	105	33	32	14	10	7	0	35
	15	518	114	121	94	91	19	17	8	13	12	0	29
	16	444	104	104	89	82	18	16	4	6	3	0	18
	17	586	150	142	96	92	30	25	5	7	7	0	32
	18	576	127	133	97	91	31	27	6	8	8	0	48
	19	556	112	131	108	96	32	30	9	7	7	0	24
	20	524	107	125	107	96	18	18	9	9	5	0	30
	21	704	157	161	123	114	32	30	14	15	15	0	43
	22	420	93	101	81	72	17	15	5	6	5	0	25
	23	846	202	221	149	138	32	31	9	12	12	0	40
	24	854	171	190	178	164	33	32	8	17	11	0	50
	25	492	124	138	64	61	16	18	16	12	8	0	35
	26	646	127	151	123	115	30	28	12	9	13	0	38
	27	484	91	89	91	88	33	30	9	8	7	0	38
	28	496	89	103	110	103	20	19	7	8	9	0	28
	29	356	87	90	56	56	13	13	9	6	4	0	22
	30	540	119	121	95	83	30	26	14	10	8	0	34
	31	656	140	169	126	112	27	26	5	8	5	0	38
	32	446	102	113	80	72	17	17	6	7	8	0	24
	33	664	181	177	104	100	18	22	13	14	12	0	23
	34	794	141	159	164	154	33	34	10	17	16	0	66

TOWN OF PERINTON
MEMBER OF TOWN COUNCIL
4 YEAR TERM
(VOTE FOR 2)

LEGISLATIVE DISTRICT OR TOWN	ELECTION DISTRICT	TOTAL VOTES	DALIA RODRIGUEZ - APONTE	MEREDITH E STOCK - BROADBENT	SEANA L SARTORI	CRAIG R CHORMANN	SEANA L SARTORI	CRAIG R CHORMANN	MEREDITH E STOCK - BROADBENT	SEANA L SARTORI	CRAIG R CHORMANN	SCATTER	BLANK AND VOID
			DEM	DEM	REP	REP	CON	CON	WOR	IND	IND		
Perinton													
	35	514	120	133	87	85	18	16	7	12	10	1	25
	36	278	76	71	44	40	10	12	8	5	2	0	10
	37	642	147	157	128	113	24	23	11	4	4	0	31
	38	874	197	190	171	146	35	30	17	13	13	0	62
	39	690	143	151	139	130	29	27	5	10	14	0	42
	40	450	95	109	81	75	24	19	13	7	5	0	22
	41	390	75	88	70	59	24	24	3	13	14	0	20
	42	514	119	122	91	76	25	27	4	8	4	1	37
	43	1,036	211	230	204	195	43	43	8	11	14	0	77
	44	512	111	108	106	100	22	20	6	8	10	0	21
	45	1,052	221	227	215	213	38	45	13	16	16	1	47
	46	286	82	82	34	29	12	16	6	4	3	0	18
	47	622	147	154	106	98	22	27	11	15	12	0	30
	48	430	97	108	75	69	22	22	5	8	7	0	17
	49	496	97	103	114	102	25	25	6	9	6	0	9
	50	146	44	40	18	19	4	3	6	3	0	0	9
	51	742	105	107	197	179	46	41	9	16	15	0	27
	52	648	156	172	129	102	18	21	10	6	5	0	29
	53	482	118	125	83	70	19	18	12	15	9	0	13
	54	968	191	214	210	199	35	32	12	13	10	0	52
	55	602	110	114	145	135	16	18	9	11	8	0	36
	56	904	231	241	164	143	36	32	11	6	6	1	33
GRAND TOTAL:		<u>33,000</u>	<u>7,284</u>	<u>7,718</u>	<u>6,198</u>	<u>5,706</u>	<u>1,400</u>	<u>1,367</u>	<u>478</u>	<u>551</u>	<u>483</u>	<u>4</u>	<u>1,811</u>

TOWN OF PERINTON
MEMBER OF TOWN COUNCIL
2 YEAR TERM

LEGISLATIVE DISTRICT OR TOWN	ELECTION DISTRICT	TOTAL VOTES	JEREMY D JORDAN	DAVID P BELASKAS	DAVID P BELASKAS	DAVID P BELASKAS	SCATTER	BLANK AND VOID
			DEM	REP	CON	IND		
Perinton								
	1	430	190	175	47	9	0	9
	2	320	155	113	28	13	0	11
	3	249	112	101	21	9	0	6
	4	281	136	105	17	8	0	15
	5	147	84	38	13	7	0	5
	6	273	170	67	18	7	0	11
	7	345	171	117	34	12	0	11
	8	277	128	104	28	8	0	9
	9	373	153	142	42	15	0	21
	10	353	192	98	22	18	0	23
	11	194	99	69	16	3	0	7
	12	264	126	93	21	9	0	15
	13	249	100	107	19	10	0	13
	14	305	128	125	29	9	0	14
	15	259	128	94	17	9	0	11
	16	222	104	88	17	6	0	7
	17	293	156	96	21	6	0	14
	18	288	142	94	25	8	0	19
	19	278	125	112	30	4	0	7
	20	262	126	100	17	12	0	7
	21	352	165	129	33	14	0	11
	22	210	98	82	13	5	0	12
	23	423	212	152	28	17	0	14
	24	427	182	181	32	13	0	19
	25	246	132	70	19	10	0	15
	26	323	148	127	28	11	0	9
	27	242	97	93	32	9	0	11
	28	248	105	106	18	9	0	10
	29	178	90	60	13	7	0	8
	30	270	116	107	26	12	0	9
	31	328	143	129	31	7	0	18
	32	223	112	77	19	6	0	9
	33	332	187	105	20	14	0	6
	34	397	160	169	37	10	0	21
	35	257	123	98	19	10	0	7
	36	139	80	46	8	1	0	4
	37	321	164	117	24	6	0	10
	38	437	201	167	38	16	0	15
	39	345	145	138	30	14	0	18
	40	225	104	83	20	7	0	11
	41	195	90	67	22	10	0	6
	42	257	127	90	23	8	1	8
	43	518	216	214	43	12	0	33
	44	256	107	110	20	11	0	8
	45	526	235	218	35	22	0	16
	46	143	85	36	15	4	0	3
	47	311	151	107	22	19	0	12
	48	215	103	75	23	8	0	6

TOWN OF PERINTON
MEMBER OF TOWN COUNCIL
2 YEAR TERM

LEGISLATIVE DISTRICT OR TOWN	ELECTION DISTRICT	TOTAL VOTES	JEREMY D JORDAN	DAVID P BELASKAS	DAVID P BELASKAS	DAVID P BELASKAS	SCATTER	BLANK AND VOID
			DEM	REP	CON	IND		
Perinton								
	49	248	100	109	26	7	0	6
	50	73	44	20	3	4	0	2
	51	371	112	190	40	17	0	12
	52	324	172	115	19	7	0	11
	53	241	133	66	19	13	0	10
	54	484	216	206	34	14	0	14
	55	301	122	140	18	11	0	10
	56	452	242	157	32	10	0	11
GRAND TOTAL:		<u>16,500</u>	<u>7,744</u>	<u>6,194</u>	<u>1,364</u>	<u>557</u>	<u>1</u>	<u>640</u>

TOWN OF PITTSFORD
TOWN SUPERVISOR

LEGISLATIVE DISTRICT OR TOWN	ELECTION DISTRICT	TOTAL VOTES	KENDRA R EVANS DEM	WILLIAM A SMITH REP	WILLIAM A SMITH CON	KENDRA R EVANS WOR	WILLIAM A SMITH LBT	WILLIAM A SMITH IND	SCATTER	BLANK AND VOID
Pittsford										
	1	252	100	105	20	5	7	8	0	7
	2	306	141	120	19	7	4	11	0	4
	3	477	197	230	24	5	3	12	0	6
	4	348	135	168	24	3	4	12	0	2
	5	233	107	97	14	3	1	8	0	3
	6	174	90	55	4	7	3	6	0	9
	7	138	59	65	9	1	0	4	0	0
	8	275	100	134	24	1	3	7	0	6
	9	309	100	156	26	7	7	11	0	2
	10	351	133	179	13	2	6	14	0	4
	11	249	90	116	19	9	4	9	0	2
	12	297	128	137	9	3	5	11	0	4
	13	226	76	107	13	8	8	12	0	2
	14	374	134	194	24	2	3	11	0	6
	15	153	58	62	11	12	2	5	0	3
	16	240	110	95	17	4	1	12	0	1
	17	352	166	148	16	8	2	10	0	2
	18	199	97	86	6	2	1	4	0	3
	19	203	54	106	27	0	7	6	0	3
	20	300	123	131	20	4	8	10	0	4
	21	268	133	104	18	4	2	7	0	0
	22	391	159	182	32	7	3	5	0	3
	23	241	65	129	24	1	2	15	0	5
	24	348	140	175	19	0	2	10	0	2
	25	360	139	164	27	5	5	14	0	6
	26	275	107	124	16	3	7	12	0	6
	27	264	134	100	13	6	3	7	0	1
	28	269	130	112	11	5	1	8	0	2
	29	290	104	142	19	3	5	12	0	5
	30	250	111	119	5	2	3	8	0	2
	31	334	123	167	16	5	6	16	0	1
	32	371	144	181	19	2	5	12	0	8
	33	459	183	206	33	9	7	16	0	5
	34	405	158	191	24	6	6	13	0	7
GRAND TOTAL:		9,981	4,028	4,587	615	151	136	338	0	126

TOWN OF PITTSFORD
MEMBER OF TOWN COUNCIL
(VOTE FOR 2)
PART 1 OF 2

LEGISLATIVE DISTRICT OR TOWN	ELECTION DISTRICT	TOTAL VOTES	CATHY KOSHYKAR	JOHN J WALSH	KATHERINE BOHNE MUNZINGER	ANTHONY J DANIELE	KATHERINE BOHNE MUNZINGER	ANTHONY J DANIELE	CATHY KOSHYKAR
			DEM	DEM	REP	REP	CON	CON	WOR
Pittsford									
	1	504	118	112	96	84	20	19	7
	2	612	160	170	96	86	18	19	9
	3	954	211	206	199	193	26	24	11
	4	696	162	167	144	131	26	21	2
	5	466	127	126	81	70	13	13	8
	6	348	93	101	49	47	4	5	13
	7	276	70	62	58	50	9	9	3
	8	550	113	117	116	107	22	21	4
	9	618	128	124	133	131	23	22	7
	10	702	149	153	161	158	14	14	7
	11	498	99	104	102	96	24	20	10
	12	594	154	144	114	106	11	11	5
	13	452	97	89	96	88	13	12	8
	14	748	165	173	158	146	27	24	4
	15	306	62	68	56	54	9	9	10
	16	480	126	118	85	81	14	16	4
	17	704	181	167	128	125	18	21	9
	18	398	110	105	64	67	7	4	4
	19	406	58	69	97	89	30	31	2
	20	600	146	151	110	95	22	18	9
	21	536	145	152	93	82	17	14	4
	22	782	191	205	145	133	30	31	5
	23	482	87	82	114	109	25	22	1
	24	696	155	159	143	149	20	18	4
	25	720	172	173	140	121	23	24	5
	26	550	114	122	114	114	18	16	6
	27	528	143	141	84	87	12	16	6
	28	538	138	135	96	96	12	15	6
	29	580	113	112	128	130	19	18	5
	30	500	115	114	122	104	6	7	5
	31	668	132	137	146	151	17	13	10
	32	742	172	159	162	152	22	21	5
	33	918	198	194	196	177	35	31	14
	34	810	175	165	177	167	30	26	8
GRAND TOTAL:		<u>19,962</u>	<u>4,579</u>	<u>4,576</u>	<u>4,003</u>	<u>3,776</u>	<u>636</u>	<u>605</u>	<u>220</u>

TOWN OF PITTSFORD
MEMBER OF TOWN COUNCIL
(VOTE FOR 2)
PART 2 OF 2

LEGISLATIVE DISTRICT OR TOWN	ELECTION DISTRICT	TOTAL VOTES	JOHN J WALSH WOR	ANTHONY J DANIELE LBT	KATHERINE BOHNE MUNZINGER IND	ANTHONY J DANIELE IND	SCATTER	BLANK AND VOID
Pittsford								
	1	504	6	4	8	8	1	21
	2	612	12	1	11	6	0	24
	3	954	9	4	12	9	0	50
	4	696	4	4	12	8	0	15
	5	466	6	4	5	3	0	10
	6	348	8	1	5	1	0	21
	7	276	2	2	6	3	0	2
	8	550	5	3	10	4	1	27
	9	618	9	2	10	9	0	20
	10	702	5	5	15	10	0	11
	11	498	15	3	8	6	0	11
	12	594	5	3	13	8	0	20
	13	452	7	6	13	8	0	15
	14	748	4	0	11	10	0	26
	15	306	10	4	5	4	0	15
	16	480	4	0	10	6	0	16
	17	704	9	2	13	9	0	22
	18	398	4	0	6	2	0	25
	19	406	0	6	4	3	0	17
	20	600	6	3	10	8	0	22
	21	536	6	2	7	4	0	10
	22	782	5	4	8	6	0	19
	23	482	3	1	11	13	0	14
	24	696	4	1	10	8	1	24
	25	720	6	7	12	7	0	30
	26	550	6	4	17	8	0	11
	27	528	8	3	11	6	0	11
	28	538	7	1	9	5	0	18
	29	580	6	6	15	8	0	20
	30	500	2	1	10	5	0	9
	31	668	9	6	11	13	0	23
	32	742	6	4	10	8	0	21
	33	918	14	9	14	9	0	27
	34	810	6	7	14	11	0	24
GRAND TOTAL:		<u>19,962</u>	<u>218</u>	<u>113</u>	<u>346</u>	<u>236</u>	<u>3</u>	<u>651</u>

TOWN OF RIGA
TOWN SUPERVISOR

LEGISLATIVE DISTRICT OR TOWN	ELECTION DISTRICT	TOTAL VOTES	PAULA J RANDALL	BRAD O'BROCTA	BRAD O'BROCTA	BRAD O'BROCTA	SCATTER	BLANK AND VOID
			DEM	REP	CON	IND		
Riga								
	1	395	111	209	51	11	0	13
	2	345	85	179	59	11	0	11
	3	273	93	137	33	7	0	3
	4	278	75	155	34	7	0	7
	5	268	47	168	36	6	0	11
	6	238	46	125	48	10	0	9
GRAND TOTAL:		<u>1,797</u>	<u>457</u>	<u>973</u>	<u>261</u>	<u>52</u>	<u>0</u>	<u>54</u>

TOWN OF RIGA
TOWN JUSTICE

<u>LEGISLATIVE DISTRICT OR TOWN</u>	<u>ELECTION DISTRICT</u>	<u>TOTAL VOTES</u>	<u>SCOTT K OKOLOWICZ REP</u>	<u>SCOTT K OKOLOWICZ CON</u>	<u>SCOTT K OKOLOWICZ IND</u>	<u>SCATTER</u>	<u>BLANK AND VOID</u>
Riga							
	1	395	219	58	41	1	76
	2	345	208	61	23	2	51
	3	273	156	38	27	0	52
	4	278	170	43	18	1	46
	5	268	178	38	16	1	35
	6	238	136	52	14	0	36
GRAND TOTAL:		<u>1,797</u>	<u>1,067</u>	<u>290</u>	<u>139</u>	<u>5</u>	<u>296</u>

TOWN OF RIGA
MEMBER OF TOWN COUNCIL
(VOTE FOR 2)

LEGISLATIVE DISTRICT OR TOWN	ELECTION DISTRICT	TOTAL VOTES	LILLIAN M MAIRA	STAN MAIN	DEREK M HARNSBERGER	CYNTHIA L JESSOP	DEREK M HARNSBERGER	CYNTHIA L JESSOP	DEREK M HARNSBERGER	CYNTHIA L JESSOP	SCATTER	BLANK AND VOID
			DEM	DEM	REP	REP	CON	CON	IND	IND		
Riga	1	790	120	115	190	198	47	45	9	15	0	51
	2	690	90	80	173	172	53	58	11	11	0	42
	3	546	89	87	121	131	32	31	10	9	1	35
	4	556	75	75	144	142	34	34	7	11	0	34
	5	536	50	52	161	160	35	37	5	7	0	29
	6	476	44	47	120	124	46	47	8	8	0	32
GRAND TOTAL:		3,594	468	456	909	927	247	252	50	61	1	223

TOWN OF RUSH
TOWN SUPERVISOR

LEGISLATIVE DISTRICT OR TOWN	ELECTION DISTRICT	TOTAL VOTES	GERRY KUSSE	PHYLLIS P WICKERHAM	PHYLLIS P WICKERHAM	GERRY KUSSE	SCATTER	BLANK AND VOID
			DEM	REP	CON	IND		
Rush								
	1	430	197	148	40	38	2	5
	2	249	94	102	36	14	0	3
	3	400	158	166	39	26	1	10
	4	372	173	140	36	17	0	6
GRAND TOTAL:		<u>1,451</u>	<u>622</u>	<u>556</u>	<u>151</u>	<u>95</u>	<u>3</u>	<u>24</u>

TOWN OF RUSH
TOWN CLERK

LEGISLATIVE DISTRICT OR TOWN	ELECTION DISTRICT	TOTAL VOTES	KATHY HANKINS	PAMELA J BUCCI	PAMELA J BUCCI	PAMELA J BUCCI	SCATTER	BLANK AND VOID
			DEM	REP	CON	IND		
Rush								
	1	430	179	183	43	21	0	4
	2	249	79	117	36	14	0	3
	3	400	153	180	39	21	0	7
	4	372	164	155	38	10	0	5
GRAND TOTAL:		<u>1,451</u>	<u>575</u>	<u>635</u>	<u>156</u>	<u>66</u>	<u>0</u>	<u>19</u>

TOWN OF RUSH
MEMBER OF TOWN COUNCIL
(VOTE FOR 2)

LEGISLATIVE DISTRICT OR TOWN	ELECTION DISTRICT	TOTAL VOTES	CHAZ RORICK	AMBER CORBIN	JAMES L ROACH	DANIEL V WOOLAVER	JAMES L ROACH	DANIEL V WOOLAVER	CHAZ RORICK	AMBER CORBIN	SCATTER	BLANK AND VOID
			DEM	DEM	REP	REP	CON	CON	IND	IND		
Rush												
	1	860	196	196	141	147	42	43	34	38	0	23
	2	498	79	97	106	106	34	34	10	10	0	22
	3	800	161	155	148	162	42	41	28	26	1	36
	4	744	173	177	148	133	36	36	13	11	0	17
GRAND TOTAL:		2,902	609	625	543	548	154	154	85	85	1	98

TOWN OF RUSH
SUPERINTENDENT OF HIGHWAYS

LEGISLATIVE DISTRICT OR TOWN	ELECTION DISTRICT	TOTAL VOTES	MARK E DAVID REP	MARK E DAVID CON	MARK E DAVID IND	SCATTER	BLANK AND VOID
Rush							
	1	430	240	62	71	3	54
	2	249	148	42	29	1	29
	3	400	216	59	64	1	60
	4	372	195	45	58	4	70
GRAND TOTAL:		<u>1,451</u>	<u>799</u>	<u>208</u>	<u>222</u>	<u>9</u>	<u>213</u>

TOWN OF SWEDEN
TOWN SUPERVISOR

LEGISLATIVE DISTRICT OR TOWN	ELECTION DISTRICT	TOTAL VOTES	KEVIN JOHNSON REP	KEVIN JOHNSON CON	KEVIN JOHNSON IND	SCATTER	BLANK AND VOID
Sweden							
	1	292	156	30	24	1	81
	2	132	51	12	21	3	45
	3	281	136	34	23	4	84
	4	337	170	46	35	3	83
	5	64	25	6	3	2	28
	6	228	102	40	26	1	59
	7	269	150	27	34	1	57
	8	266	153	36	30	2	45
	9	194	109	24	14	2	45
	10	394	233	72	36	0	53
	11	92	33	12	16	4	27
	12	269	157	52	15	4	41
GRAND TOTAL:		<u>2,818</u>	<u>1,475</u>	<u>391</u>	<u>277</u>	<u>27</u>	<u>648</u>

TOWN OF SWEDEN
MEMBER OF TOWN COUNCIL
(VOTE FOR 2)
PART 1 OF 2

LEGISLATIVE DISTRICT OR TOWN	ELECTION DISTRICT	TOTAL VOTES	MARY E RICH	LORI SKOOG	RANDALL E HOKE	RHONDA L HUMBY	RANDALL E HOKE	RHONDA L HUMBY
			DEM	DEM	REP	REP	CON	CON
Sweden								
	1	584	139	147	97	90	23	18
	2	264	76	75	38	31	8	7
	3	562	141	141	86	84	24	28
	4	674	145	142	134	115	36	36
	5	128	37	34	21	21	4	5
	6	456	108	111	65	65	29	29
	7	538	119	115	103	102	24	20
	8	532	75	78	122	115	30	31
	9	388	83	83	73	73	16	18
	10	788	95	91	200	186	58	62
	11	184	43	49	22	18	10	9
	12	538	86	89	111	107	47	50
GRAND TOTAL:		<u>5,636</u>	<u>1,147</u>	<u>1,155</u>	<u>1,072</u>	<u>1,007</u>	<u>309</u>	<u>313</u>

TOWN OF SWEDEN
MEMBER OF TOWN COUNCIL
(VOTE FOR 2)
PART 2 OF 2

LEGISLATIVE DISTRICT OR TOWN	ELECTION DISTRICT	TOTAL VOTES	MARY E RICH	LORI SKOOG	RANDALL E HOKE	RHONDA L HUMBY	SCATTER	BLANK AND VOID
			WOR	WOR	IND	IND		
Sweden								
	1	584	14	11	6	5	0	34
	2	264	5	5	3	5	0	11
	3	562	10	8	9	11	0	20
	4	674	12	13	9	8	0	24
	5	128	1	0	1	2	0	2
	6	456	17	9	3	5	0	15
	7	538	7	6	14	13	0	15
	8	532	9	15	17	14	2	24
	9	388	8	5	4	5	0	20
	10	788	17	12	16	15	0	36
	11	184	6	5	3	3	0	16
	12	538	7	7	6	7	1	20
GRAND TOTAL:		<u>5,636</u>	<u>113</u>	<u>96</u>	<u>91</u>	<u>93</u>	<u>3</u>	<u>237</u>

TOWN OF SWEDEN
RECEIVER OF TAXES

LEGISLATIVE DISTRICT OR TOWN	ELECTION DISTRICT	TOTAL VOTES	KATHLEEN A BAHR-SEEVER			SCATTER	BLANK AND VOID
			REP	CON	IND		
Sweden							
	1	292	168	31	27	1	65
	2	132	58	11	19	2	42
	3	281	138	34	29	2	78
	4	337	185	45	38	0	69
	5	64	28	7	3	2	24
	6	228	105	37	23	1	62
	7	269	154	27	41	0	47
	8	266	153	38	27	2	46
	9	194	108	23	26	1	36
	10	394	245	69	38	0	42
	11	92	42	12	17	1	20
	12	269	150	58	18	2	41
GRAND TOTAL:		<u>2,818</u>	<u>1,534</u>	<u>392</u>	<u>306</u>	<u>14</u>	<u>572</u>

TOWN OF SWEDEN
SUPERINTENDENT OF HIGHWAYS

LEGISLATIVE DISTRICT OR TOWN	ELECTION DISTRICT	TOTAL VOTES	BRIAN T INGRAHAM REP	BRIAN T INGRAHAM CON	BRIAN T INGRAHAM IND	SCATTER	BLANK AND VOID
Sweden							
	1	292	157	31	31	1	72
	2	132	56	12	24	1	39
	3	281	142	35	29	2	73
	4	337	181	45	44	0	67
	5	64	26	8	4	2	24
	6	228	104	35	28	0	61
	7	269	154	27	42	1	45
	8	266	151	36	28	2	49
	9	194	108	21	28	1	36
	10	394	244	71	39	0	40
	11	92	38	12	19	1	22
	12	269	150	57	19	4	39
GRAND TOTAL:		<u>2,818</u>	<u>1,511</u>	<u>390</u>	<u>335</u>	<u>15</u>	<u>567</u>

TOWN OF WEBSTER
TOWN SUPERVISOR

LEGISLATIVE DISTRICT OR TOWN	ELECTION DISTRICT	TOTAL VOTES	TOM FLAHERTY DEM	RONALD W NESBITT REP	RONALD W NESBITT CON	RONALD W NESBITT IND	SCATTER	BLANK AND VOID
Webster								
	1	286	171	85	20	7	0	3
	2	321	192	98	21	3	0	7
	3	368	189	120	36	14	0	9
	4	136	66	49	12	6	0	3
	5	299	162	99	21	12	0	5
	6	193	103	68	14	3	1	4
	7	297	147	101	32	7	2	8
	8	257	136	88	26	4	0	3
	9	282	139	96	39	5	0	3
	10	605	285	231	54	17	0	18
	11	295	167	93	25	2	0	8
	12	383	186	141	36	12	1	7
	13	262	134	98	21	6	1	2
	14	252	143	81	18	7	0	3
	15	196	126	50	14	2	0	4
	16	340	181	113	32	7	0	7
	17	269	153	82	25	6	0	3
	18	194	103	65	20	3	0	3
	19	435	211	178	26	13	0	7
	20	450	207	179	47	12	0	5
	21	350	205	100	31	12	0	2
	22	311	146	115	37	6	0	7
	23	250	149	67	24	7	1	2
	24	744	426	235	60	12	1	10
	25	136	74	45	11	2	0	4
	26	283	127	113	27	11	0	5
	27	531	261	211	37	17	0	5
	28	269	164	75	18	3	2	7
	29	209	128	63	13	4	0	1
	30	169	90	59	13	2	0	5
	31	361	144	157	41	9	0	10
	32	415	198	173	33	5	0	6
	33	310	183	89	24	6	0	8
	34	153	78	61	9	4	0	1
	35	206	100	66	32	3	0	5
	36	215	105	87	20	2	0	1
	37	509	281	176	29	10	2	11
	38	295	139	109	27	12	2	6
	39	323	176	116	18	8	0	5
	40	558	323	173	35	10	1	16
	41	419	229	158	16	13	0	3
	42	339	209	98	25	0	0	7
	43	204	123	64	11	2	0	4
GRAND TOTAL:		<u>13,679</u>	<u>7,259</u>	<u>4,725</u>	<u>1,130</u>	<u>308</u>	<u>14</u>	<u>243</u>

TOWN OF WEBSTER
TOWN JUSTICE

LEGISLATIVE DISTRICT OR TOWN	ELECTION DISTRICT	TOTAL VOTES	JEAN M CELIAN DEM	DAVID T CORRETORE REP	DAVID T CORRETORE CON	JEAN M CELIAN WOR	DAVID T CORRETORE IND	SCATTER	BLANK AND VOID
Webster									
	1	286	91	140	28	9	12	0	6
	2	321	158	117	22	8	5	0	11
	3	368	158	142	31	5	16	0	16
	4	136	41	62	17	3	7	0	6
	5	299	113	129	27	9	15	0	6
	6	193	75	85	15	2	6	0	10
	7	297	92	133	33	9	10	0	20
	8	257	68	133	34	8	7	0	7
	9	282	87	128	43	4	11	0	9
	10	605	184	292	66	11	22	0	30
	11	295	87	143	27	7	14	0	17
	12	383	141	174	38	7	13	0	10
	13	262	97	125	19	5	8	0	8
	14	252	78	135	20	8	7	0	4
	15	196	76	84	15	8	6	0	7
	16	340	123	147	39	8	7	3	13
	17	269	65	129	41	8	16	0	10
	18	194	73	80	22	8	7	0	4
	19	435	114	239	37	8	19	0	18
	20	450	130	231	57	11	18	0	3
	21	350	130	147	41	7	12	0	13
	22	311	98	137	41	8	11	0	16
	23	250	91	108	28	5	11	0	7
	24	744	257	333	77	13	29	0	35
	25	136	57	54	12	6	3	0	4
	26	283	105	120	32	6	11	0	9
	27	531	181	266	43	6	20	0	15
	28	269	91	128	27	3	9	0	11
	29	209	83	84	22	7	7	0	6
	30	169	65	72	13	7	6	0	6
	31	361	102	180	46	5	9	0	19
	32	415	118	226	41	5	12	0	13
	33	310	106	148	32	5	6	1	12
	34	153	46	79	13	3	4	0	8
	35	206	67	83	40	3	4	0	9
	36	215	71	107	22	1	10	0	4
	37	509	183	233	34	13	22	0	24
	38	295	109	128	29	4	12	0	13
	39	323	139	140	21	3	6	0	14
	40	558	213	247	42	11	23	1	21
	41	419	153	195	28	10	20	0	13
	42	339	109	158	37	7	11	0	17
	43	204	82	85	23	4	4	0	6
GRAND TOTAL:		<u>13,679</u>	<u>4,707</u>	<u>6,306</u>	<u>1,375</u>	<u>288</u>	<u>488</u>	<u>5</u>	<u>510</u>

TOWN OF WEBSTER
MEMBER OF TOWN COUNCIL
(VOTE FOR 2)

LEGISLATIVE DISTRICT OR TOWN	ELECTION DISTRICT	TOTAL VOTES	DANIELLE M PALERMO - JIMENEZ	ALI PETRILLO	JOHN J CAHILL	WILLIAM G ABBOTT	JOHN J CAHILL	WILLIAM G ABBOTT	DANIELLE M PALERMO - JIMENEZ	JOHN J CAHILL	WILLIAM G ABBOTT	SCATTER	BLANK AND VOID
			DEM	DEM	REP	REP	CON	CON	WOR	IND	IND		
Webster													
	1	572	140	129	105	105	24	22	14	9	7	0	17
	2	642	170	161	96	98	19	21	12	4	7	0	54
	3	736	182	174	117	118	35	33	5	14	12	0	46
	4	272	63	59	48	44	13	14	5	4	7	0	15
	5	598	130	128	116	92	22	25	11	14	14	0	46
	6	386	87	81	80	63	16	19	3	3	3	0	31
	7	594	106	108	121	106	30	32	9	10	7	0	65
	8	514	98	96	110	95	29	28	11	8	5	0	34
	9	564	101	97	112	109	43	39	12	9	8	0	34
	10	1,210	211	212	265	231	66	71	17	19	23	0	95
	11	590	114	114	118	117	29	28	12	9	9	1	39
	12	766	151	150	161	157	42	40	9	10	11	1	34
	13	524	110	109	108	106	21	24	10	6	5	0	25
	14	504	126	112	90	88	18	20	6	8	8	0	28
	15	392	90	88	68	63	18	16	12	6	4	0	27
	16	680	145	146	131	118	31	31	11	7	9	4	47
	17	538	104	97	110	93	34	35	11	9	11	0	34
	18	388	86	89	68	66	19	20	12	5	4	0	19
	19	870	146	142	209	204	34	32	12	18	15	0	58
	20	900	159	159	197	195	51	53	16	15	16	0	39
	21	700	154	145	133	124	37	34	10	10	16	0	37
	22	622	106	106	127	110	40	41	13	8	8	0	63
	23	500	118	110	91	88	27	28	7	8	5	0	18
	24	1,488	310	293	285	265	71	69	18	22	19	0	136
	25	272	59	57	56	47	14	12	6	5	1	0	15
	26	566	119	121	118	97	29	29	6	10	10	0	27
	27	1,062	213	193	235	217	45	46	13	16	17	0	67
	28	538	113	103	114	98	24	25	11	3	5	0	42
	29	418	106	100	66	68	20	20	8	4	5	0	21
	30	338	75	71	64	52	15	12	7	6	8	0	28
	31	722	117	115	162	150	41	42	15	11	10	0	59
	32	830	145	134	198	180	43	41	7	12	8	0	62
	33	620	127	122	128	128	26	31	6	5	7	2	38
	34	306	59	58	63	64	15	15	4	4	2	0	22

TOWN OF WEBSTER
MEMBER OF TOWN COUNCIL
(VOTE FOR 2)

LEGISLATIVE DISTRICT OR TOWN	ELECTION DISTRICT	TOTAL VOTES	DANIELLE M PALERMO - JIMENEZ	ALI PETRILLO	JOHN J CAHILL	WILLIAM G ABBOTT	JOHN J CAHILL	WILLIAM G ABBOTT	DANIELLE M PALERMO - JIMENEZ	JOHN J CAHILL	WILLIAM G ABBOTT	SCATTER	BLANK AND VOID
			DEM	DEM	REP	REP	CON	CON	WOR	IND	IND		
Webster													
	35	412	84	86	68	67	39	37	5	2	2	0	22
	36	430	87	82	89	87	22	22	4	11	11	0	15
	37	1,018	227	230	190	170	37	31	17	16	16	0	84
	38	590	121	117	118	103	29	26	6	9	9	0	52
	39	646	145	137	120	104	25	25	7	9	6	0	68
	40	1,116	253	231	211	187	41	46	17	18	11	2	99
	41	838	175	180	170	164	28	26	14	14	14	2	51
	42	678	141	129	139	125	35	36	13	10	7	0	43
	43	408	91	85	78	73	20	22	8	2	2	0	27
GRAND TOTAL:		<u>27,358</u>	<u>5,664</u>	<u>5,456</u>	<u>5,453</u>	<u>5,036</u>	<u>1,317</u>	<u>1,319</u>	<u>432</u>	<u>402</u>	<u>384</u>	<u>12</u>	<u>1,883</u>

TOWN OF WHEATLAND
TOWN SUPERVISOR

<u>LEGISLATIVE DISTRICT OR TOWN</u>	<u>ELECTION DISTRICT</u>	<u>TOTAL VOTES</u>	<u>LINDA M DOBSON REP</u>	<u>LINDA M DOBSON CON</u>	<u>LINDA M DOBSON IND</u>	<u>SCATTER</u>	<u>BLANK AND VOID</u>
Wheatland							
	1	249	120	27	33	2	67
	2	242	124	34	17	2	65
	3	263	127	32	38	4	62
	4	212	108	31	22	3	48
	5	299	177	47	26	3	46
GRAND TOTAL:		<u>1,265</u>	<u>656</u>	<u>171</u>	<u>136</u>	<u>14</u>	<u>288</u>

TOWN OF WHEATLAND
TOWN CLERK

LEGISLATIVE DISTRICT OR TOWN	ELECTION DISTRICT	TOTAL VOTES	LAURIE B CZAPRANSKI REP	LAURIE B CZAPRANSKI CON	LAURIE B CZAPRANSKI IND	SCATTER	BLANK AND VOID
Wheatland							
	1	249	130	31	37	1	50
	2	242	139	39	20	1	43
	3	263	144	32	44	1	42
	4	212	113	33	23	2	41
	5	299	186	52	26	0	35
GRAND TOTAL:		<u>1,265</u>	<u>712</u>	<u>187</u>	<u>150</u>	<u>5</u>	<u>211</u>

TOWN OF WHEATLAND
TOWN JUSTICE

LEGISLATIVE DISTRICT OR TOWN	ELECTION DISTRICT	TOTAL VOTES	HAROLD H LITTEER JR REP	HAROLD H LITTEER JR CON	HAROLD H LITTEER JR IND	SCATTER	BLANK AND VOID
Wheatland							
	1	249	125	27	33	1	63
	2	242	140	41	21	1	39
	3	263	130	32	41	2	58
	4	212	109	31	22	2	48
	5	299	174	53	29	0	43
GRAND TOTAL:		<u>1,265</u>	<u>678</u>	<u>184</u>	<u>146</u>	<u>6</u>	<u>251</u>

TOWN OF WHEATLAND
MEMBER OF TOWN COUNCIL
(VOTE FOR 2)

LEGISLATIVE DISTRICT OR TOWN	ELECTION DISTRICT	TOTAL VOTES	HOWARD C HAZELTON REP	CARL L SCHOENTHAL REP	HOWARD C HAZELTON CON	CARL L SCHOENTHAL CON	HOWARD C HAZELTON IND	CARL L SCHOENTHAL IND	SCATTER	BLANK AND VOID
Wheatland										
	1	498	118	125	28	24	34	35	2	132
	2	484	128	114	37	31	20	21	2	131
	3	526	125	121	29	33	42	41	4	131
	4	424	102	105	29	29	24	22	5	108
	5	598	173	158	50	51	29	27	0	110
GRAND TOTAL:		<u>2,530</u>	<u>646</u>	<u>623</u>	<u>173</u>	<u>168</u>	<u>149</u>	<u>146</u>	<u>13</u>	<u>612</u>

TOWN OF WHEATLAND
SUPERINTENDENT OF HIGHWAYS
2 YEAR TERM

<u>LEGISLATIVE DISTRICT OR TOWN</u>	<u>ELECTION DISTRICT</u>	<u>TOTAL VOTES</u>	<u>JOSHUA L DAVIS REP</u>	<u>JOSHUA L DAVIS CON</u>	<u>SCATTER</u>	<u>BLANK AND VOID</u>
Wheatland						
	1	249	130	44	2	73
	2	242	140	54	1	47
	3	263	143	52	2	66
	4	212	121	40	2	49
	5	299	184	66	0	49
GRAND TOTAL:		<u>1,265</u>	<u>718</u>	<u>256</u>	<u>7</u>	<u>284</u>

VILLAGE OF FAIRPORT
VILLAGE TRUSTEE
(VOTE FOR 2)
PART 1 OF 2

LEGISLATIVE DISTRICT OR TOWN	ELECTION DISTRICT	TOTAL VOTES	MICHAEL A FOLINO	EMILY E MISCHLER	CHAMBERLAIN R RATTELADE	STEVEN E SCHALABBA	CHAMBERLAIN R RATTELADE	STEVEN E SCHALABBA
			DEM	DEM	REP	REP	CON	CON
Perinton								
	4	562	145	129	88	97	17	19
	5	294	76	76	38	36	13	17
	6	546	154	162	65	77	21	22
	7	690	165	179	111	117	29	28
	14	610	115	117	116	147	29	31
	25	492	119	131	68	75	17	24
	38	874	199	202	145	158	30	34
GRAND TOTAL:		<u>4,068</u>	<u>973</u>	<u>996</u>	<u>631</u>	<u>707</u>	<u>156</u>	<u>175</u>

VILLAGE OF FAIRPORT
VILLAGE TRUSTEE
(VOTE FOR 2)
PART 2 OF 2

LEGISLATIVE DISTRICT OR TOWN	ELECTION DISTRICT	TOTAL VOTES	MICHAEL A FOLINO	EMILY E MISCHLER	CHAMBERLAIN R RATTELADE	STEVEN E SCHALABBA	SCATTER	BLANK AND VOID
			WOR	WOR	IND	IND		
Perinton								
	4	562	12	13	5	4	0	33
	5	294	6	6	7	7	0	12
	6	546	4	4	11	7	0	19
	7	690	9	10	11	10	0	21
	14	610	7	8	7	10	0	23
	25	492	12	11	8	15	0	12
	38	874	17	23	11	14	1	40
GRAND TOTAL:		<u>4,068</u>	<u>67</u>	<u>75</u>	<u>60</u>	<u>67</u>	<u>1</u>	<u>160</u>

PROPOSTION NO. 1
 CITY OF ROCHESTER PROPOSITION NO. 1
 POLICE ACCOUNTABILITY BOARD
 SUMMARY

LEGISLATIVE DISTRICT OR TOWN	TOTAL VOTES	YES	NO	BLANK AND VOID
Leg. Dist. 07	477	226	213	38
Leg. Dist. 16	9	4	1	4
Leg. Dist. 21	4,264	2,870	893	501
Leg. Dist. 22	2,179	1,565	219	395
Leg. Dist. 23	5,443	3,369	1,553	521
Leg. Dist. 24	3,398	2,472	662	264
Leg. Dist. 25	3,430	2,487	416	527
Leg. Dist. 26	2,731	1,346	1,092	293
Leg. Dist. 27	4,396	3,172	665	559
Leg. Dist. 28	2,110	1,205	525	380
Leg. Dist. 29	2,804	1,796	556	452
GRAND TOTAL:	<u>31,241</u>	<u>20,512</u>	<u>6,795</u>	<u>3,934</u>

PROPOSTION NO. 1
CITY OF ROCHESTER PROPOSITION NO. 1
POLICE ACCOUNTABILITY BOARD
DETAIL

LEGISLATIVE DISTRICT OR TOWN	ELECTION DISTRICT	TOTAL VOTES	YES	NO	BLANK AND VOID
Leg. Dist. 07					
	1	297	116	163	18
	2	180	110	50	20
Leg. Dist. 07		<u>477</u>	<u>226</u>	<u>213</u>	<u>38</u>
Leg. Dist. 16					
	1	9	4	1	4
Leg. Dist. 16		<u>9</u>	<u>4</u>	<u>1</u>	<u>4</u>
Leg. Dist. 21					
	1	217	114	72	31
	2	178	108	37	33
	3	103	60	29	14
	4	104	71	19	14
	5	133	94	30	9
	6	183	143	27	13
	7	296	194	60	42
	8/26	169	129	33	7
	9	235	168	55	12
	10	306	203	61	42
	11	137	86	19	32
	12	338	194	91	53
	13	127	100	22	5
	14	81	58	20	3
	15	242	150	56	36
	16	76	49	13	14
	17	165	127	28	10
	18	110	75	18	17
	19	72	56	6	10
	20	114	76	32	6
	21	116	89	18	9
	22	147	111	20	16
	23	140	88	37	15
	24	274	175	67	32
	25	123	93	12	18
	27	78	59	11	8
Leg. Dist. 21		<u>4,264</u>	<u>2,870</u>	<u>893</u>	<u>501</u>
Leg. Dist. 22					
	1	143	100	18	25
	2/13	83	59	7	17
	3	69	42	7	20
	4	41	32	2	7
	5	75	58	0	17
	6	106	75	8	23
	7	47	33	4	10
	8	99	69	12	18
	9	56	48	2	6
	10	71	47	5	19

PROPOSTION NO. 1
CITY OF ROCHESTER PROPOSITION NO. 1
POLICE ACCOUNTABILITY BOARD
DETAIL

LEGISLATIVE DISTRICT OR TOWN	ELECTION DISTRICT	TOTAL VOTES	YES	NO	BLANK AND VOID
Leg. Dist. 22	11	148	111	8	29
	12	78	37	2	39
	14	86	69	10	7
	15	80	65	8	7
	16	34	25	5	4
	17	44	32	5	7
	18	65	37	6	22
	19	44	27	5	12
	20	59	40	6	13
	21	46	33	1	12
	22	105	84	7	14
	23	57	40	5	12
	24	93	74	10	9
	25	268	183	51	34
	26	78	56	17	5
	27	104	89	8	7
Leg. Dist. 22		2,179	1,565	219	395
Leg. Dist. 23	1	86	53	28	5
	2	160	114	24	22
	3	133	100	22	11
	4	288	162	63	63
	5	107	81	19	7
	6	105	63	39	3
	7	202	142	55	5
	8	197	139	47	11
	9	143	92	44	7
	10	144	101	30	13
	11	206	135	60	11
	12	251	151	78	22
	13	179	111	51	17
	14	169	125	32	12
	15	125	80	33	12
	16	96	61	27	8
	17	258	159	68	31
	18	410	207	136	67
	19	210	114	70	26
	20	240	164	57	19
	21	206	125	70	11
	22	167	107	55	5
	23/29	133	94	31	8
	24	184	109	59	16
	25	338	163	142	33
	26	344	170	133	41
	27	174	107	54	13
	28	188	140	26	22

PROPOSTION NO. 1
CITY OF ROCHESTER PROPOSITION NO. 1
POLICE ACCOUNTABILITY BOARD
DETAIL

LEGISLATIVE DISTRICT OR TOWN	ELECTION DISTRICT	TOTAL VOTES	YES	NO	BLANK AND VOID
Leg. Dist. 23		5,443	3,369	1,553	521
Leg. Dist. 24					
	1	288	223	56	9
	2/23	236	158	63	15
	3/22	216	162	43	11
	4	262	208	41	13
	5	197	130	45	22
	6	144	96	31	17
	7/19	129	75	40	14
	8	132	88	40	4
	9	111	64	34	13
	10	293	234	43	16
	11/12	98	66	13	19
	13	209	173	26	10
	14/20/21	326	252	41	33
	15	253	179	47	27
	16	219	167	39	13
	17	73	49	9	15
	18	189	132	45	12
	24	23	16	6	1
Leg. Dist. 24		3,398	2,472	662	264
Leg. Dist. 25					
	1	232	166	51	15
	2	148	108	14	26
	3	211	132	14	65
	4/14/24	217	151	40	26
	5	151	119	6	26
	6	145	113	26	6
	7	160	114	10	36
	8	171	127	18	26
	9	62	54	0	8
	10	199	138	22	39
	11	62	39	2	21
	12/28	177	133	26	18
	13	110	98	1	11
	15	112	75	4	33
	16	93	68	17	8
	17	83	65	4	14
	18	181	141	16	24
	19	70	37	23	10
	20	88	49	27	12
	21	87	61	9	17
	22	140	101	24	15
	23	19	17	1	1
	25	266	203	27	36
	26/27	89	63	16	10

PROPOSTION NO. 1
CITY OF ROCHESTER PROPOSITION NO. 1
POLICE ACCOUNTABILITY BOARD
DETAIL

LEGISLATIVE DISTRICT OR TOWN	ELECTION DISTRICT	TOTAL VOTES	YES	NO	BLANK AND VOID
Leg. Dist. 25	29/30	157	115	18	24
Leg. Dist. 25		3,430	2,487	416	527
Leg. Dist. 26	1	313	151	147	15
	2	124	64	51	9
	3	91	42	30	19
	4	153	59	75	19
	5	132	80	46	6
	6	125	66	23	36
	7	124	52	45	27
	8	133	81	31	21
	9	172	74	56	42
	10	142	75	57	10
	11	177	99	60	18
	12	179	87	84	8
	13	193	77	97	19
	14	230	111	111	8
	15	128	80	39	9
	16	166	69	81	16
	17	149	79	59	11
Leg. Dist. 26		2,731	1,346	1,092	293
Leg. Dist. 27	1	208	143	53	12
	2	227	168	39	20
	3	175	126	25	24
	4	229	157	36	36
	5	220	161	25	34
	6	170	124	25	21
	7	190	127	42	21
	8	318	236	24	58
	9	224	176	19	29
	10	193	148	36	9
	11	238	183	41	14
	12	163	119	24	20
	13	194	126	16	52
	14	147	107	18	22
	15	181	140	19	22
	16	191	151	12	28
	17	196	144	26	26
	18	146	87	43	16
	19	198	164	18	16
	20	84	56	9	19
	21	98	71	15	12
	22	114	71	32	11
	23	119	104	8	7
	25	96	53	23	20

PROPOSTION NO. 1
 CITY OF ROCHESTER PROPOSITION NO. 1
 POLICE ACCOUNTABILITY BOARD
 DETAIL

<u>LEGISLATIVE DISTRICT OR TOWN</u>	<u>ELECTION DISTRICT</u>	<u>TOTAL VOTES</u>	<u>YES</u>	<u>NO</u>	<u>BLANK AND VOID</u>
Leg. Dist. 27	26	<u>77</u>	<u>30</u>	<u>37</u>	<u>10</u>
Leg. Dist. 27		4,396	3,172	665	559
Leg. Dist. 28	1	126	81	23	22
	2	70	34	17	19
	3	71	43	21	7
	4	88	48	16	24
	5	68	35	20	13
	6	214	136	62	16
	7/17	236	107	79	50
	8	98	46	12	40
	9	133	68	26	39
	10	44	24	7	13
	11	89	47	29	13
	12	63	45	11	7
	13	118	71	33	14
	14	87	52	25	10
	15	40	31	4	5
	16	94	59	20	15
	18	95	62	19	14
	19	2	0	0	2
	20	155	73	55	27
	21	161	103	38	20
	22	<u>58</u>	<u>40</u>	<u>8</u>	<u>10</u>
Leg. Dist. 28		2,110	1,205	525	380
Leg. Dist. 29	1/2	50	37	7	6
	3/8	39	30	4	5
	4	155	88	44	23
	5	123	81	30	12
	6	84	59	14	11
	7	123	84	30	9
	9	211	134	50	27
	10	165	111	32	22
	11	109	68	29	12
	12	135	81	21	33
	13	58	32	5	21
	14	46	23	8	15
	15	95	63	16	16
	16	35	26	5	4
	17	99	48	39	12
	18	174	102	52	20
	19	74	54	11	9
	20	163	135	12	16
	21	162	98	51	13
	22	84	47	9	28

PROPOSTION NO. 1
 CITY OF ROCHESTER PROPOSITION NO. 1
 POLICE ACCOUNTABILITY BOARD
 DETAIL

<u>LEGISLATIVE DISTRICT OR TOWN</u>	<u>ELECTION DISTRICT</u>	<u>TOTAL VOTES</u>	<u>YES</u>	<u>NO</u>	<u>BLANK AND VOID</u>
Leg. Dist. 29					
	23	155	112	14	29
	24	180	117	32	31
	25/28	238	128	36	74
	26	47	38	5	4
Leg. Dist. 29		<u>2,804</u>	<u>1,796</u>	<u>556</u>	<u>452</u>
GRAND TOTAL:		<u><u>31,241</u></u>	<u><u>20,512</u></u>	<u><u>6,795</u></u>	<u><u>3,934</u></u>

VOTER TURNOUT
2019 GENERAL ELECTION
SUMMARY

LEGISLATIVE DISTRICT OR TOWN	VOTERS ELIGIBLE	VOTED	PERCENT TURNOUT
Leg. Dist. 07	1,220	476	39.0
Leg. Dist. 16	13	7	53.8
Leg. Dist. 21	12,601	4,263	33.8
Leg. Dist. 22	10,646	2,181	20.5
Leg. Dist. 23	12,756	5,447	42.7
Leg. Dist. 24	7,841	3,411	43.5
Leg. Dist. 25	11,905	3,423	28.8
Leg. Dist. 26	8,344	2,731	32.7
Leg. Dist. 27	14,233	4,399	30.9
Leg. Dist. 28	10,188	2,110	20.7
Leg. Dist. 29	11,798	2,810	23.8
CITY	101,545	31,258	30.8
Brighton	23,008	10,408	45.2
Chili	19,284	7,951	41.2
Clarkson	4,383	1,947	44.4
East Rochester	3,744	1,479	39.5
Gates	18,757	6,868	36.6
Greece	63,150	23,029	36.5
Hamlin	5,448	2,380	43.7
Henrietta	24,558	10,131	41.3
Irondequoit	34,844	15,492	44.5
Mendon	6,804	3,085	45.3
Ogden	13,401	5,287	39.5
Parma	10,719	3,943	36.8
Penfield	27,246	12,152	44.6
Perinton	34,627	16,507	47.7
Pittsford	20,572	9,985	48.5
Riga	4,063	1,792	44.1
Rush	2,694	1,451	53.9
Sweden	6,975	2,823	40.5
Webster	31,029	13,675	44.1
Wheatland	3,268	1,266	38.7
TOWNS	358,574	151,651	42.3
GRAND TOTAL:	460,119	182,909	39.8

VOTER TURNOUT
2019 GENERAL ELECTION
DETAIL

LEGISLATIVE DISTRICT OR TOWN	ELECTION DISTRICT	VOTERS ELIGIBLE	VOTED	PERCENT TURNOUT
Leg. Dist. 07				
	1	710	299	42.1
	2	510	177	34.7
Leg. Dist. 07		1,220	476	39.0
Leg. Dist. 16				
	1	13	7	53.8
Leg. Dist. 16		13	7	53.8
Leg. Dist. 21				
	1	427	216	50.6
	2	407	176	43.2
	3	354	103	29.1
	4	320	103	32.2
	5	277	133	48.0
	6	511	183	35.8
	7	719	296	41.2
	8 /26	383	169	44.1
	9	593	235	39.6
	10	572	308	53.8
	11	569	137	24.1
	12	992	338	34.1
	13	305	128	42.0
	14	218	81	37.2
	15	712	241	33.8
	16	251	76	30.3
	17	563	165	29.3
	18	581	110	18.9
	19	343	72	21.0
	20	257	114	44.4
	21	472	115	24.4
	22	677	147	21.7
	23	556	140	25.2
	24	612	276	45.1
	25	542	123	22.7
	27	388	78	20.1
Leg. Dist. 21		12,601	4,263	33.8
Leg. Dist. 22				
	1	722	143	19.8
	2 /13	493	83	16.8
	3	483	69	14.3
	4	319	41	12.9
	5	463	75	16.2
	6	379	106	28.0
	7	325	46	14.2
	8	448	99	22.1
	9	333	56	16.8
	10	369	71	19.2
	11	515	147	28.5
	12	343	78	22.7
	14	447	86	19.2
	15	522	80	15.3
	16	237	34	14.3

VOTER TURNOUT
2019 GENERAL ELECTION
DETAIL

<u>LEGISLATIVE DISTRICT OR TOWN</u>	<u>ELECTION DISTRICT</u>	<u>VOTERS ELIGIBLE</u>	<u>VOTED</u>	<u>PERCENT TURNOUT</u>
Leg. Dist. 22	17	255	44	17.3
	18	344	65	18.9
	19	370	45	12.2
	20	497	110	22.1
	21	309	46	14.9
	22	577	106	18.4
	23	306	56	18.3
	24	202	43	21.3
	25	698	269	38.5
	26	210	79	37.6
	27	480	104	21.7
Leg. Dist. 22		<u>10,646</u>	<u>2,181</u>	<u>20.5</u>
Leg. Dist. 23	1	242	85	35.1
	2	519	160	30.8
	3	420	132	31.4
	4	629	288	45.8
	5	342	106	31.0
	6	272	105	38.6
	7	516	202	39.1
	8	505	197	39.0
	9	315	143	45.4
	10	371	144	38.8
	11	425	206	48.5
	12	492	251	51.0
	13	461	179	38.8
	14	490	169	34.5
	15	357	125	35.0
	16	231	96	41.6
	17	609	258	42.4
	18	846	410	48.5
	19	490	211	43.1
	20	456	241	52.9
	21	371	206	55.5
	22	342	167	48.8
	23/29	389	134	34.4
	24	458	186	40.6
	25	587	339	57.8
	26	692	357	51.6
	27	327	176	53.8
	28	602	174	28.9
Leg. Dist. 23		<u>12,756</u>	<u>5,447</u>	<u>42.7</u>
Leg. Dist. 24	1	501	288	57.5
	2 /23	368	233	63.3
	3 /22	394	219	55.6
	4	648	262	40.4
	5	469	199	42.4
	6	353	144	40.8
	7 /19	392	130	33.2

VOTER TURNOUT
2019 GENERAL ELECTION
DETAIL

LEGISLATIVE DISTRICT OR TOWN	ELECTION DISTRICT	VOTERS ELIGIBLE	VOTED	PERCENT TURNOUT
Leg. Dist. 24	8	378	132	34.9
	9	274	111	40.5
	10	614	298	48.5
	11/12	456	98	21.5
	13	490	209	42.7
	14/20/21	735	326	44.4
	15	578	255	44.1
	16	503	219	43.5
	17	117	76	65.0
	18	509	189	37.1
	24	62	23	37.1
Leg. Dist. 24		7,841	3,411	43.5
Leg. Dist. 25	1	563	232	41.2
	2	571	147	25.7
	3	619	212	34.2
	4 /14/24	532	217	40.8
	5	481	151	31.4
	6	478	145	30.3
	7	706	159	22.5
	8	615	168	27.3
	9	279	62	22.2
	10	507	198	39.1
	11	307	62	20.2
	12/28	448	177	39.5
	13	497	110	22.1
	15	407	113	27.8
	16	578	93	16.1
	17	435	84	19.3
	18	657	178	27.1
	19	235	71	30.2
	20	248	86	34.7
	21	453	86	19.0
	22	352	140	39.8
	23	391	19	4.9
	25	909	268	29.5
	26/27	234	89	38.0
	29/30	403	156	38.7
Leg. Dist. 25		11,905	3,423	28.8
Leg. Dist. 26	1	759	313	41.2
	2	409	124	30.3
	3	275	91	33.1
	4	415	152	36.6
	5	450	132	29.3
	6	411	124	30.2
	7	520	124	23.8
	8	523	133	25.4
	9	563	173	30.7
	10	584	142	24.3

VOTER TURNOUT
2019 GENERAL ELECTION
DETAIL

LEGISLATIVE DISTRICT OR TOWN	ELECTION DISTRICT	VOTERS ELIGIBLE	VOTED	PERCENT TURNOUT
Leg. Dist. 26	11	491	178	36.3
	12	483	179	37.1
	13	481	193	40.1
	14	533	229	43.0
	15	526	129	24.5
	16	508	166	32.7
	17	413	149	36.1
Leg. Dist. 26		8,344	2,731	32.7
Leg. Dist. 27	1	614	209	34.0
	2	599	228	38.1
	3	481	174	36.2
	4	607	230	37.9
	5	623	221	35.5
	6	612	170	27.8
	7	542	190	35.1
	8	1,060	318	30.0
	9	590	226	38.3
	10	547	193	35.3
	11	706	236	33.4
	12	503	163	32.4
	13	633	194	30.6
	14	450	147	32.7
	15	562	181	32.2
	16	582	189	32.5
	17	739	196	26.5
	18	775	146	18.8
	19	617	201	32.6
	20	458	85	18.6
	21	322	98	30.4
	22	546	114	20.9
	23	389	117	30.1
	25	303	74	24.4
	26	373	99	26.5
Leg. Dist. 27		14,233	4,399	30.9
Leg. Dist. 28	1	556	127	22.8
	2	385	70	18.2
	3	442	71	16.1
	4	359	88	24.5
	5	310	68	21.9
	6	593	214	36.1
	7 /17	975	236	24.2
	8	495	95	19.2
	9	597	135	22.6
	10	227	44	19.4
	11	486	89	18.3
	12	414	63	15.2
	13	632	118	18.7
	14	650	87	13.4

VOTER TURNOUT
2019 GENERAL ELECTION
DETAIL

LEGISLATIVE DISTRICT OR TOWN	ELECTION DISTRICT	VOTERS ELIGIBLE	VOTED	PERCENT TURNOUT
Leg. Dist. 28				
	15	309	40	12.9
	16	487	94	19.3
	18	526	96	18.3
	19	4	2	50.0
	20	748	156	20.9
	21	646	159	24.6
	22	347	58	16.7
Leg. Dist. 28		<u>10,188</u>	<u>2,110</u>	<u>20.7</u>
Leg. Dist. 29				
	1 /2	337	49	14.5
	3 /8	149	39	26.2
	4	573	156	27.2
	5	628	123	19.6
	6	374	84	22.5
	7	301	123	40.9
	9	910	211	23.2
	10	808	164	20.3
	11	497	109	21.9
	12	741	136	18.4
	13	519	59	11.4
	14	214	47	22.0
	15	610	96	15.7
	16	263	35	13.3
	17	316	99	31.3
	18	390	174	44.6
	19	396	74	18.7
	20	778	165	21.2
	21	573	162	28.3
	22	208	84	40.4
	23	387	155	40.1
	24	825	180	21.8
	25/28	628	238	37.9
	26	373	48	12.9
Leg. Dist. 29		<u>11,798</u>	<u>2,810</u>	<u>23.8</u>
CITY		101,545	31,258	30.8
Brighton				
	1	608	295	48.5
	2	418	175	41.9
	3	499	239	47.9
	4	535	265	49.5
	5	532	273	51.3
	6	717	349	48.7
	7	461	211	45.8
	8	540	244	45.2
	9	457	240	52.5
	10	593	306	51.6
	11	602	319	53.0
	12	641	350	54.6
	13	361	189	52.4

VOTER TURNOUT
2019 GENERAL ELECTION
DETAIL

<u>LEGISLATIVE DISTRICT OR TOWN</u>	<u>ELECTION DISTRICT</u>	<u>VOTERS ELIGIBLE</u>	<u>VOTED</u>	<u>PERCENT TURNOUT</u>
Brighton	14	434	154	35.5
	15	443	204	46.0
	16	349	190	54.4
	17	329	151	45.9
	18	480	246	51.2
	19	322	162	50.3
	20	436	147	33.7
	21	466	222	47.6
	22	547	227	41.5
	23	428	209	48.8
	24	556	290	52.2
	25	386	207	53.6
	26	409	177	43.3
	27	395	191	48.4
	28	700	297	42.4
	29	379	142	37.5
	30	929	439	47.3
	31	440	232	52.7
	32	569	291	51.1
	33	595	256	43.0
	34	494	246	49.8
	35	473	181	38.3
	36	568	176	31.0
	37	413	178	43.1
	38	596	268	45.0
	39	413	210	50.8
	40	886	360	40.6
	41	827	238	28.8
	42	157	93	59.2
	43	600	213	35.5
	44	294	80	27.2
	45	444	138	31.1
	46	287	138	48.1
Brighton		<u>23,008</u>	<u>10,408</u>	<u>45.2</u>
Chili	1	431	203	47.1
	2	655	321	49.0
	3	647	251	38.8
	4	442	170	38.5
	5	518	215	41.5
	6	549	228	41.5
	7	362	138	38.1
	8	564	242	42.9
	9	543	245	45.1
	10	387	159	41.1
	11	619	240	38.8
	12	569	244	42.9
	13	767	343	44.7
	14	560	243	43.4
	15	458	209	45.6

VOTER TURNOUT
2019 GENERAL ELECTION
DETAIL

<u>LEGISLATIVE DISTRICT OR TOWN</u>	<u>ELECTION DISTRICT</u>	<u>VOTERS ELIGIBLE</u>	<u>VOTED</u>	<u>PERCENT TURNOUT</u>
Chili	16	1,044	446	42.7
	17	1,228	610	49.7
	18	638	235	36.8
	19	477	258	54.1
	20	753	323	42.9
	21	388	176	45.4
	22	772	212	27.5
	23	455	192	42.2
	24	1,262	451	35.7
	25	482	175	36.3
	26	709	283	39.9
	27	510	213	41.8
	28	481	182	37.8
	29	361	180	49.9
	30	433	101	23.3
	31	514	232	45.1
	32	706	231	32.7
Chili		<u>19,284</u>	<u>7,951</u>	<u>41.2</u>
Clarkson	1	828	372	44.9
	2	117	57	48.7
	3	631	313	49.6
	4	881	432	49.0
	5	1,392	512	36.8
	6	534	261	48.9
Clarkson		<u>4,383</u>	<u>1,947</u>	<u>44.4</u>
East Rochester	1	677	224	33.1
	2	505	219	43.4
	3	493	228	46.2
	4	510	180	35.3
	5	476	173	36.3
	6	556	272	48.9
	7	527	183	34.7
East Rochester		<u>3,744</u>	<u>1,479</u>	<u>39.5</u>
Gates	1	409	126	30.8
	2	513	173	33.7
	3	583	181	31.0
	4	511	212	41.5
	5	517	275	53.2
	6	578	218	37.7
	7	1,128	423	37.5
	8	389	184	47.3
	9	630	231	36.7
	10	317	116	36.6
	11	394	157	39.8
	12	371	131	35.3
	13	704	183	26.0
	14	439	157	35.8

VOTER TURNOUT
2019 GENERAL ELECTION
DETAIL

<u>LEGISLATIVE DISTRICT OR TOWN</u>	<u>ELECTION DISTRICT</u>	<u>VOTERS ELIGIBLE</u>	<u>VOTED</u>	<u>PERCENT TURNOUT</u>
Gates	15	872	303	34.7
	16	468	172	36.8
	17	552	176	31.9
	18	641	218	34.0
	19	472	179	37.9
	20	501	175	34.9
	21	482	197	40.9
	22	378	170	45.0
	23	507	205	40.4
	24	1,150	405	35.2
	25	452	164	36.3
	26	612	263	43.0
	27	720	239	33.2
	28	404	146	36.1
	29	543	189	34.8
	30	330	131	39.7
	31	431	181	42.0
	32	529	225	42.5
	33	332	77	23.2
	34	521	157	30.1
35	377	129	34.2	
Gates		<u>18,757</u>	<u>6,868</u>	<u>36.6</u>
Greece	1	455	190	41.8
	2	578	271	46.9
	3	442	151	34.2
	4	439	174	39.6
	5	436	124	28.4
	6	447	119	26.6
	7	643	180	28.0
	8	547	163	29.8
	9	551	173	31.4
	10	508	173	34.1
	11	315	73	23.2
	12	393	102	26.0
	13	443	151	34.1
	14	413	117	28.3
	15	453	177	39.1
	16	350	136	38.9
	17	659	288	43.7
	18	584	236	40.4
	19	462	161	34.8
	20	580	151	26.0
	21	460	152	33.0
	22	415	152	36.6
	23	776	288	37.1
	24	659	259	39.3
	25	555	182	32.8
	26	427	148	34.7
	27	992	270	27.2

VOTER TURNOUT
2019 GENERAL ELECTION
DETAIL

<u>LEGISLATIVE DISTRICT OR TOWN</u>	<u>ELECTION DISTRICT</u>	<u>VOTERS ELIGIBLE</u>	<u>VOTED</u>	<u>PERCENT TURNOUT</u>
Greece				
	28	647	231	35.7
	29	495	177	35.8
	30	388	139	35.8
	31	434	171	39.4
	32	632	158	25.0
	33	643	239	37.2
	34	558	253	45.3
	35	525	210	40.0
	36	767	266	34.7
	37	372	161	43.3
	38	774	295	38.1
	39	361	149	41.3
	40	476	158	33.2
	41	615	228	37.1
	42	536	155	28.9
	43	593	203	34.2
	44	702	306	43.6
	45	836	337	40.3
	46	443	117	26.4
	47	500	207	41.4
	48	390	134	34.4
	49	360	136	37.8
	50	492	188	38.2
	51	336	125	37.2
	52	678	257	37.9
	53	641	147	22.9
	54	597	260	43.6
	55	418	160	38.3
	56	635	245	38.6
	57	530	174	32.8
	58	639	254	39.7
	59	611	113	18.5
	60	484	144	29.8
	61	585	182	31.1
	62	770	248	32.2
	63	613	205	33.4
	64	467	156	33.4
	65	466	206	44.2
	66	360	102	28.3
	67	450	182	40.4
	68	627	246	39.2
	69	329	141	42.9
	70	1,503	629	41.8
	71	591	247	41.8
	72	781	280	35.9
	73	393	104	26.5
	74	584	161	27.6
	75	466	134	28.8
	76	404	196	48.5
	77	595	249	41.8

VOTER TURNOUT
2019 GENERAL ELECTION
DETAIL

<u>LEGISLATIVE DISTRICT OR TOWN</u>	<u>ELECTION DISTRICT</u>	<u>VOTERS ELIGIBLE</u>	<u>VOTED</u>	<u>PERCENT TURNOUT</u>
Greece	78	407	132	32.4
	79	1,095	466	42.6
	80	662	319	48.2
	81	345	128	37.1
	82	681	180	26.4
	83	427	100	23.4
	84	662	245	37.0
	85	705	274	38.9
	86	618	292	47.2
	87	486	196	40.3
	88	641	279	43.5
	89	454	182	40.1
	90	710	277	39.0
	91	994	397	39.9
	92	970	303	31.2
	93	793	274	34.6
	94	633	231	36.5
	95	456	134	29.4
	96	696	255	36.6
	97	942	423	44.9
	98	1,017	342	33.6
	99	586	248	42.3
	100	793	318	40.1
	101	364	149	40.9
	102	923	309	33.5
	103	614	291	47.4
	104	438	170	38.8
	105	690	320	46.4
	106	524	211	40.3
	107	478	175	36.6
	108	449	187	41.6
	109	823	296	36.0
Greece		<u>63,150</u>	<u>23,029</u>	<u>36.5</u>
Hamlin	1	582	207	35.6
	2	603	288	47.8
	3	607	262	43.2
	4	446	197	44.2
	5	544	235	43.2
	6	486	216	44.4
	7	697	358	51.4
	8	448	149	33.3
	9	393	140	35.6
	10	642	328	51.1
Hamlin		<u>5,448</u>	<u>2,380</u>	<u>43.7</u>
Henrietta	1	674	344	51.0
	2	575	222	38.6
	3	323	98	30.3
	4	650	253	38.9

DISCLAIMER: Voter Eligibility and Voter Turnout may differ from Official Canvass Reports due to affidavit votes

VOTER TURNOUT
2019 GENERAL ELECTION
DETAIL

<u>LEGISLATIVE DISTRICT OR TOWN</u>	<u>ELECTION DISTRICT</u>	<u>VOTERS ELIGIBLE</u>	<u>VOTED</u>	<u>PERCENT TURNOUT</u>
Henrietta	5	610	249	40.8
	6	571	239	41.9
	7	443	226	51.0
	8	527	240	45.5
	9	519	186	35.8
	10	596	229	38.4
	11	563	201	35.7
	12	507	244	48.1
	13	1,070	362	33.8
	14	557	201	36.1
	15	869	313	36.0
	16	417	152	36.5
	17	612	324	52.9
	18	684	307	44.9
	19	549	232	42.3
	20	927	372	40.1
	21	414	201	48.6
	22	779	421	54.0
	23	701	217	31.0
	24	747	264	35.3
	25	475	263	55.4
	26	1,161	528	45.5
	27	891	429	48.1
	28	674	346	51.3
	29	2,091	720	34.4
	30	1,415	543	38.4
	31	467	139	29.8
	32	790	437	55.3
	33	454	156	34.4
	34	465	142	30.5
	35	791	331	41.8
Henrietta		<u>24,558</u>	<u>10,131</u>	<u>41.3</u>
Irondequoit	1	872	305	35.0
	2	395	167	42.3
	3	679	269	39.6
	4	285	122	42.8
	5	534	204	38.2
	6	746	410	55.0
	7	661	372	56.3
	8	508	260	51.2
	9	579	260	44.9
	10	473	293	61.9
	11	299	131	43.8
	12	466	171	36.7
	13	669	335	50.1
	14	719	340	47.3
	15	586	326	55.6
	16	821	423	51.5
	17	365	168	46.0

VOTER TURNOUT
2019 GENERAL ELECTION
DETAIL

<u>LEGISLATIVE DISTRICT OR TOWN</u>	<u>ELECTION DISTRICT</u>	<u>VOTERS ELIGIBLE</u>	<u>VOTED</u>	<u>PERCENT TURNOUT</u>
Irondequoit	18	515	245	47.6
	19	695	289	41.6
	20	436	249	57.1
	21	558	267	47.8
	22	545	285	52.3
	23	457	231	50.5
	24	469	224	47.8
	25	549	223	40.6
	26	513	147	28.7
	27	329	183	55.6
	28	499	202	40.5
	29	456	183	40.1
	30	459	227	49.5
	31	642	339	52.8
	32	542	234	43.2
	33	401	180	44.9
	34	776	351	45.2
	35	366	176	48.1
	36	483	129	26.7
	37	487	187	38.4
	38	387	112	28.9
	39	146	56	38.4
	40	291	171	58.8
	41	531	206	38.8
	42	527	271	51.4
	43	453	169	37.3
	44	871	463	53.2
	45	400	164	41.0
	46	534	220	41.2
	47	187	81	43.3
	48	460	222	48.3
	49	648	342	52.8
	50	552	126	22.8
	51	580	338	58.3
	52	651	235	36.1
	53	532	214	40.2
	54	182	58	31.9
	55	586	271	46.2
	56	433	191	44.1
	57	755	329	43.6
	58	660	264	40.0
	59	493	211	42.8
	60	512	245	47.9
	61	633	303	47.9
	62	506	272	53.8
	63	432	191	44.2
	64	293	58	19.8
	65	409	159	38.9
	66	411	78	19.0
	67	414	162	39.1

VOTER TURNOUT
2019 GENERAL ELECTION
DETAIL

<u>LEGISLATIVE DISTRICT OR TOWN</u>	<u>ELECTION DISTRICT</u>	<u>VOTERS ELIGIBLE</u>	<u>VOTED</u>	<u>PERCENT TURNOUT</u>
Irondequoit	68	541	203	37.5
Irondequoit		34,844	15,492	44.5
Mendon	1	915	407	44.5
	2	806	364	45.2
	3	864	405	46.9
	4	649	295	45.5
	5	770	386	50.1
	6	814	369	45.3
	7	902	389	43.1
	8	387	153	39.5
	9	697	317	45.5
Mendon		6,804	3,085	45.3
Ogden	1	565	248	43.9
	2	605	269	44.5
	3	930	372	40.0
	4	564	233	41.3
	5	560	220	39.3
	6	805	280	34.8
	7	377	179	47.5
	8	767	266	34.7
	9	611	242	39.6
	10	595	241	40.5
	11	676	277	41.0
	12	865	325	37.6
	13	669	257	38.4
	14	594	196	33.0
	15	835	351	42.0
	16	401	171	42.6
	17	572	218	38.1
	18	941	310	32.9
	19	732	297	40.6
	20	737	335	45.5
Ogden		13,401	5,287	39.5
Parma	1	728	291	40.0
	2	816	321	39.3
	3	631	229	36.3
	4	677	255	37.7
	5	467	184	39.4
	6	327	115	35.2
	7	600	238	39.7
	8	792	344	43.4
	9	726	259	35.7
	10	682	253	37.1
	11	692	301	43.5
	12	896	249	27.8
	13	1,248	451	36.1
	14	661	176	26.6

VOTER TURNOUT
2019 GENERAL ELECTION
DETAIL

<u>LEGISLATIVE DISTRICT OR TOWN</u>	<u>ELECTION DISTRICT</u>	<u>VOTERS ELIGIBLE</u>	<u>VOTED</u>	<u>PERCENT TURNOUT</u>
Parma	15	<u>776</u>	<u>277</u>	<u>35.7</u>
Parma		10,719	3,943	36.8
Penfield	1	327	123	37.6
	2	625	310	49.6
	3	542	266	49.1
	4	876	382	43.6
	5	609	292	47.9
	6	536	218	40.7
	7	551	285	51.7
	8	526	153	29.1
	9	661	351	53.1
	10	454	216	47.6
	11	368	168	45.7
	12	586	300	51.2
	13	970	336	34.6
	14	791	349	44.1
	15	902	398	44.1
	16	263	130	49.4
	17	591	292	49.4
	18	446	219	49.1
	19	814	420	51.6
	20	701	316	45.1
	21	659	311	47.2
	22	692	281	40.6
	23	831	395	47.5
	24	810	360	44.4
	25	517	222	42.9
	26	417	158	37.9
	27	609	325	53.4
	28	573	213	37.2
	29	932	358	38.4
	30	1,198	546	45.6
	31	397	177	44.6
	32	410	182	44.4
	33	555	268	48.3
	34	601	227	37.8
	35	913	407	44.6
	36	615	291	47.3
	37	1,171	516	44.1
	38	418	188	45.0
	39	489	210	42.9
	40	829	323	39.0
	41	818	417	51.0
	42	<u>653</u>	<u>253</u>	<u>38.7</u>
Penfield		27,246	12,152	44.6
Perinton	1	981	430	43.8
	2	717	320	44.6
	3	476	249	52.3

DISCLAIMER: Voter Eligibility and Voter Turnout may differ from Official Canvass Reports due to affidavit votes

VOTER TURNOUT
2019 GENERAL ELECTION
DETAIL

<u>LEGISLATIVE DISTRICT OR TOWN</u>	<u>ELECTION DISTRICT</u>	<u>VOTERS ELIGIBLE</u>	<u>VOTED</u>	<u>PERCENT TURNOUT</u>
Perinton				
	4	530	280	52.8
	5	355	146	41.1
	6	503	272	54.1
	7	625	345	55.2
	8	547	278	50.8
	9	813	373	45.9
	10	655	353	53.9
	11	425	194	45.6
	12	538	264	49.1
	13	455	249	54.7
	14	555	305	55.0
	15	682	260	38.1
	16	442	222	50.2
	17	585	293	50.1
	18	579	288	49.7
	19	534	278	52.1
	20	552	265	48.0
	21	717	353	49.2
	22	402	210	52.2
	23	875	423	48.3
	24	952	427	44.9
	25	445	246	55.3
	26	599	322	53.8
	27	484	244	50.4
	28	458	248	54.1
	29	350	178	50.9
	30	616	270	43.8
	31	651	328	50.4
	32	529	223	42.2
	33	610	334	54.8
	34	854	396	46.4
	35	511	256	50.1
	36	451	139	30.8
	37	631	321	50.9
	38	884	437	49.4
	39	794	346	43.6
	40	443	225	50.8
	41	380	196	51.6
	42	652	259	39.7
	43	1,109	518	46.7
	44	485	256	52.8
	45	1,111	525	47.3
	46	346	143	41.3
	47	718	311	43.3
	48	490	215	43.9
	49	478	248	51.9
	50	353	73	20.7
	51	768	371	48.3
	52	748	324	43.3
	53	458	240	52.4

VOTER TURNOUT
2019 GENERAL ELECTION
DETAIL

<u>LEGISLATIVE DISTRICT OR TOWN</u>	<u>ELECTION DISTRICT</u>	<u>VOTERS ELIGIBLE</u>	<u>VOTED</u>	<u>PERCENT TURNOUT</u>
Perinton	54	1,061	485	45.7
	55	614	301	49.0
	56	1,051	452	43.0
Perinton		<u>34,627</u>	<u>16,507</u>	<u>47.7</u>
Pittsford	1	465	252	54.2
	2	515	305	59.2
	3	829	476	57.4
	4	745	348	46.7
	5	444	234	52.7
	6	437	175	40.0
	7	284	136	47.9
	8	550	275	50.0
	9	585	308	52.6
	10	839	350	41.7
	11	470	249	53.0
	12	616	298	48.4
	13	405	226	55.8
	14	686	374	54.5
	15	563	153	27.2
	16	483	241	49.9
	17	734	352	48.0
	18	554	198	35.7
	19	355	202	56.9
	20	609	301	49.4
	21	599	269	44.9
	22	705	391	55.5
	23	501	241	48.1
	24	675	350	51.9
	25	696	362	52.0
	26	576	275	47.7
	27	518	264	51.0
	28	554	269	48.6
	29	541	290	53.6
	30	561	250	44.6
	31	720	332	46.1
	32	640	372	58.1
	33	1,031	461	44.7
	34	1,087	406	37.4
Pittsford		<u>20,572</u>	<u>9,985</u>	<u>48.5</u>
Riga	1	960	395	41.1
	2	699	344	49.2
	3	570	270	47.4
	4	657	278	42.3
	5	602	268	44.5
	6	575	237	41.2
Riga		<u>4,063</u>	<u>1,792</u>	<u>44.1</u>
Rush	1	774	430	55.6

DISCLAIMER: Voter Eligibility and Voter Turnout may differ from Official Canvass Reports due to affidavit votes

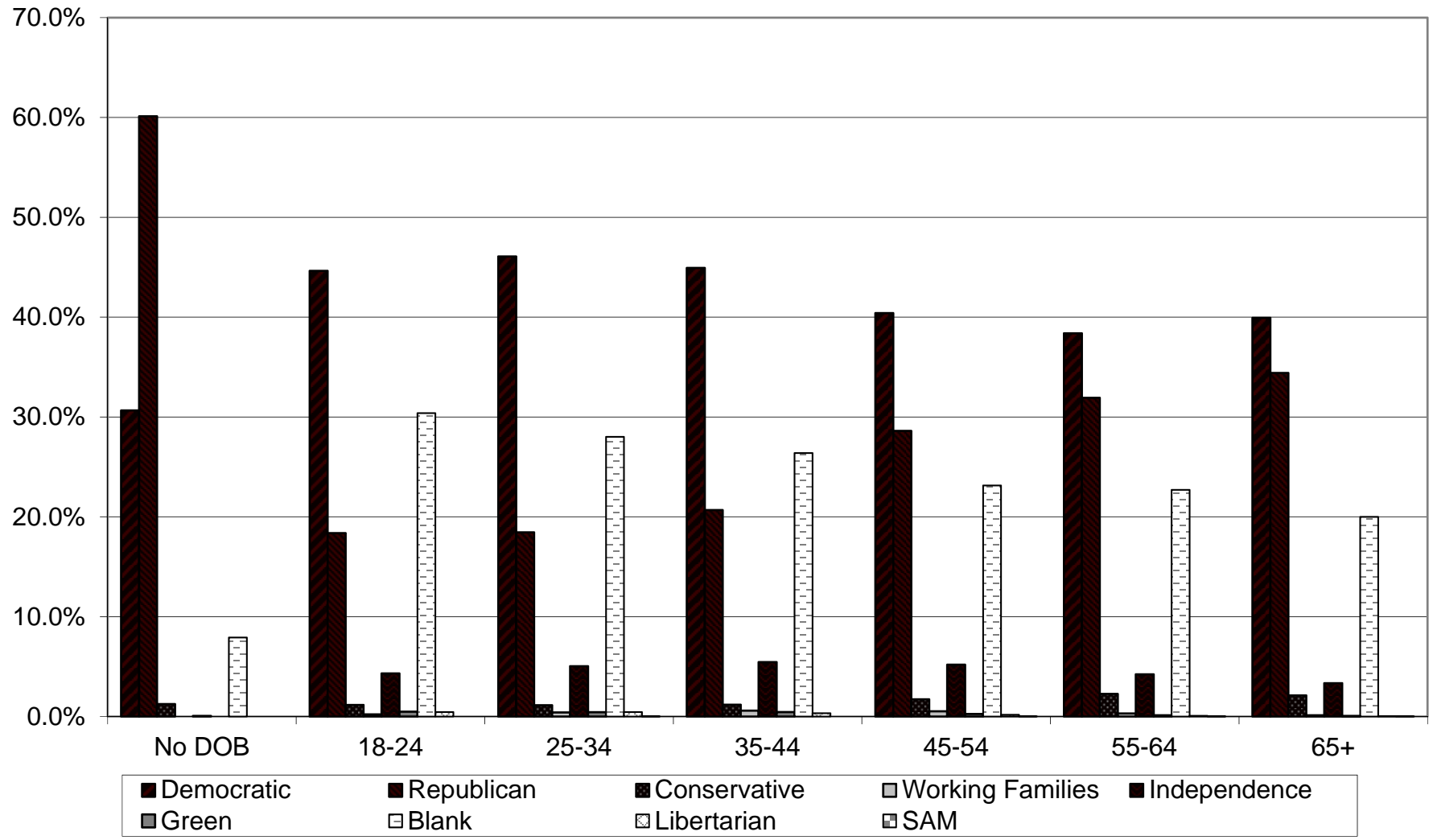
VOTER TURNOUT
2019 GENERAL ELECTION
DETAIL

<u>LEGISLATIVE DISTRICT OR TOWN</u>	<u>ELECTION DISTRICT</u>	<u>VOTERS ELIGIBLE</u>	<u>VOTED</u>	<u>PERCENT TURNOUT</u>
Rush				
	2	508	250	49.2
	3	693	400	57.7
	4	719	371	51.6
Rush		<u>2,694</u>	<u>1,451</u>	<u>53.9</u>
Sweden				
	1	655	293	44.7
	2	663	132	19.9
	3	750	282	37.6
	4	765	337	44.1
	5	163	64	39.3
	6	552	229	41.5
	7	587	269	45.8
	8	529	263	49.7
	9	612	194	31.7
	10	854	399	46.7
	11	285	92	32.3
	12	560	269	48.0
Sweden		<u>6,975</u>	<u>2,823</u>	<u>40.5</u>
Webster				
	1	537	286	53.3
	2	1,065	321	30.1
	3	721	368	51.0
	4	377	137	36.3
	5	614	299	48.7
	6	564	192	34.0
	7	718	298	41.5
	8	557	257	46.1
	9	585	282	48.2
	10	1,360	603	44.3
	11	690	294	42.6
	12	798	383	48.0
	13	551	262	47.5
	14	547	252	46.1
	15	436	197	45.2
	16	931	340	36.5
	17	564	268	47.5
	18	432	194	44.9
	19	907	435	48.0
	20	931	449	48.2
	21	796	350	44.0
	22	670	311	46.4
	23	517	250	48.4
	24	1,609	744	46.2
	25	336	136	40.5
	26	731	284	38.9
	27	1,203	529	44.0
	28	643	269	41.8
	29	437	209	47.8
	30	529	169	31.9
	31	789	360	45.6

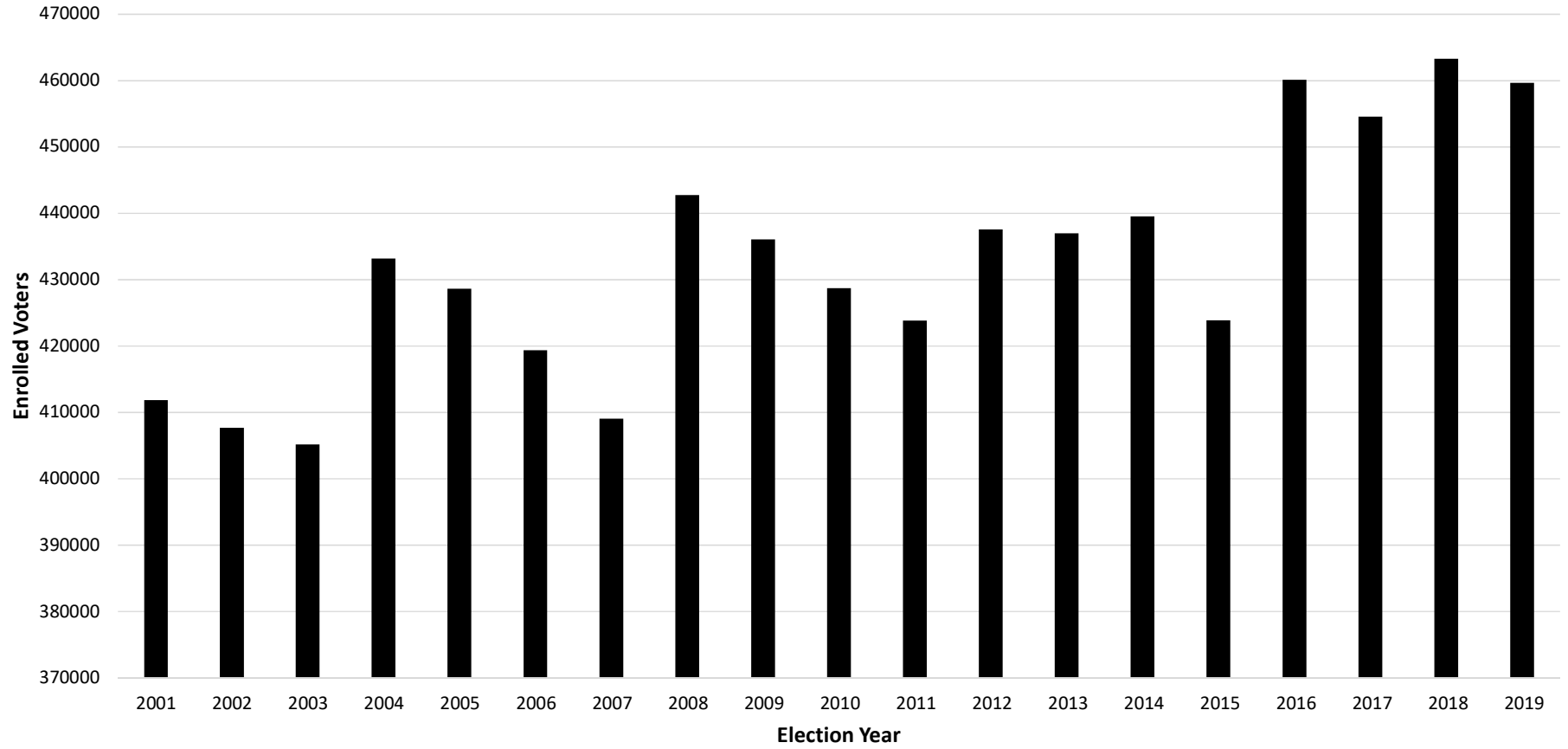
VOTER TURNOUT
2019 GENERAL ELECTION
DETAIL

<u>LEGISLATIVE DISTRICT OR TOWN</u>	<u>ELECTION DISTRICT</u>	<u>VOTERS ELIGIBLE</u>	<u>VOTED</u>	<u>PERCENT TURNOUT</u>
Webster				
	32	848	415	48.9
	33	634	313	49.4
	34	345	152	44.1
	35	426	206	48.4
	36	550	215	39.1
	37	1,078	509	47.2
	38	730	295	40.4
	39	584	323	55.3
	40	1,502	560	37.3
	41	908	418	46.0
	42	707	338	47.8
	43	572	203	35.5
Webster		<u>31,029</u>	<u>13,675</u>	<u>44.1</u>
Wheatland				
	1	586	249	42.5
	2	566	242	42.8
	3	758	263	34.7
	4	675	213	31.6
	5	683	299	43.8
Wheatland		<u>3,268</u>	<u>1,266</u>	<u>38.7</u>
TOWNS		<u>358,574</u>	<u>151,651</u>	<u>42.3</u>
GRAND TOTAL:		<u><u>460,119</u></u>	<u><u>182,909</u></u>	<u><u>39.8</u></u>

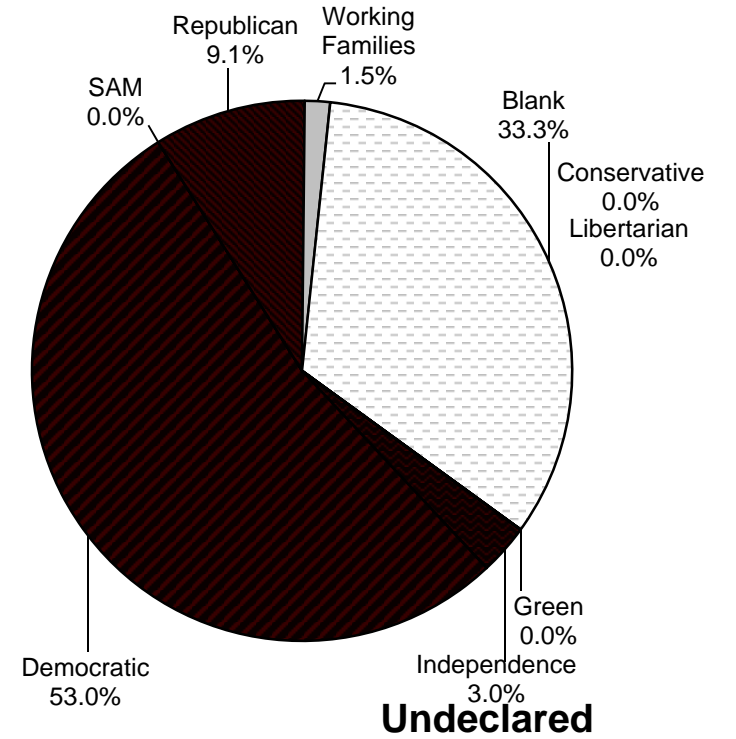
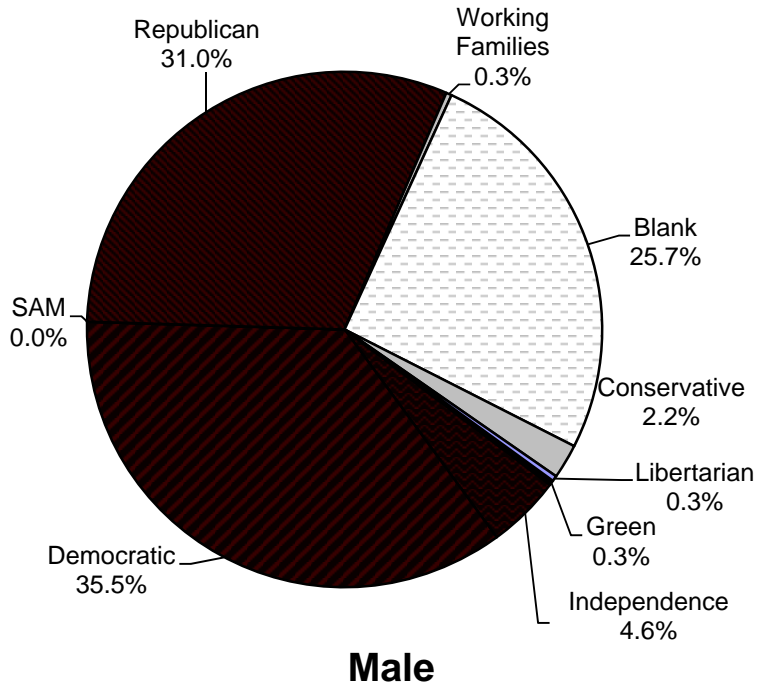
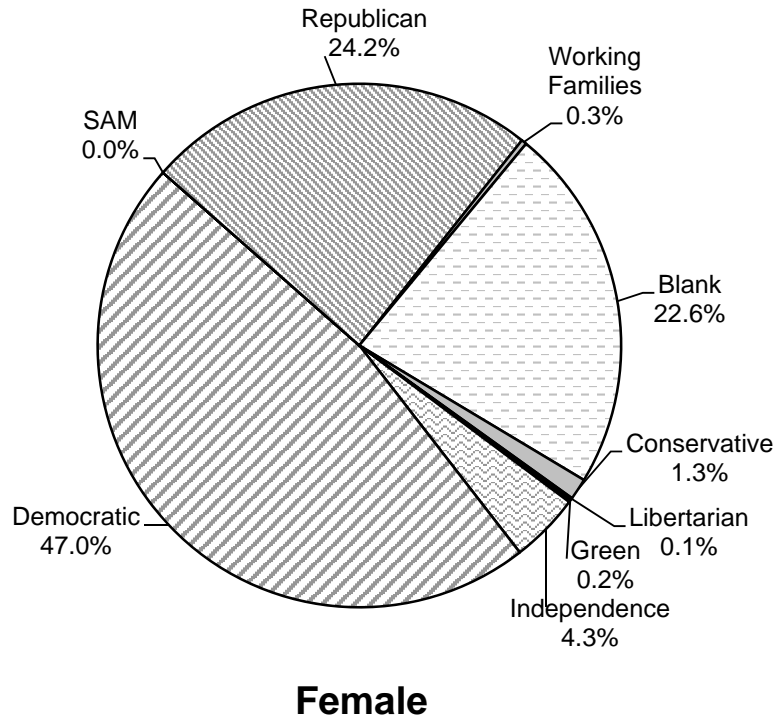
PARTY ENROLLMENTS BY AGE



Voter Registration 2001 to 2019 General Elections

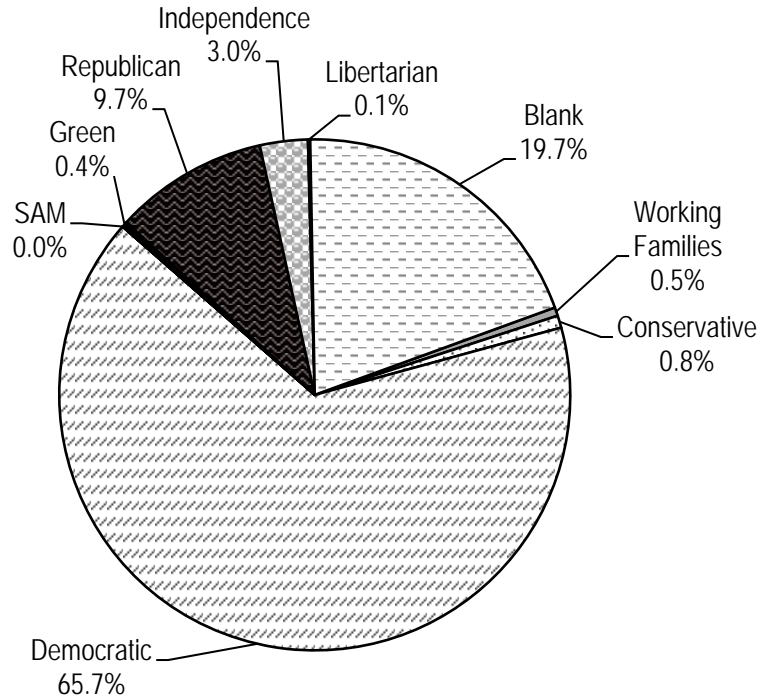


PROFILE OF PARTY ENROLLMENTS BY GENDER

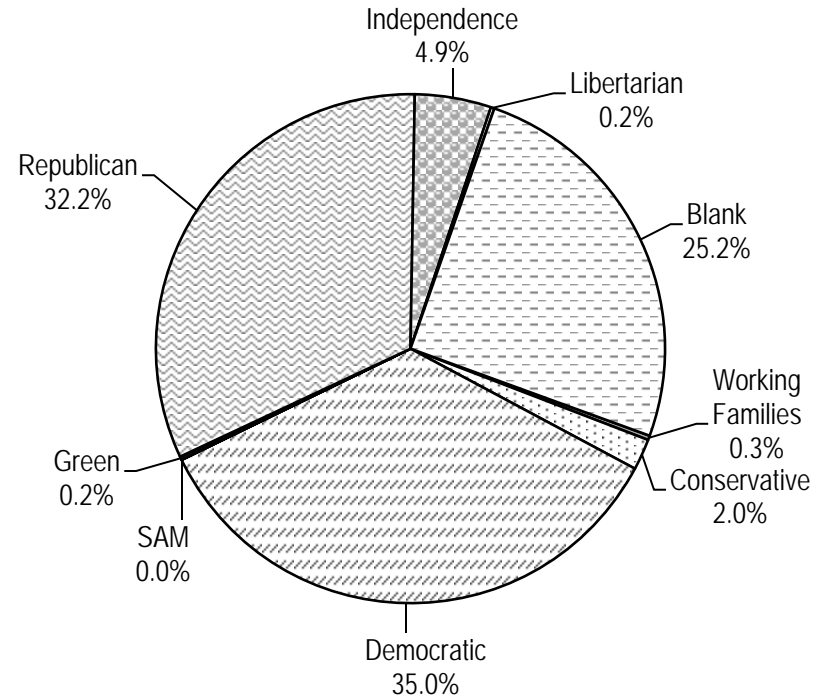


PROFILE OF PARTY ENROLLMENTS

By Location

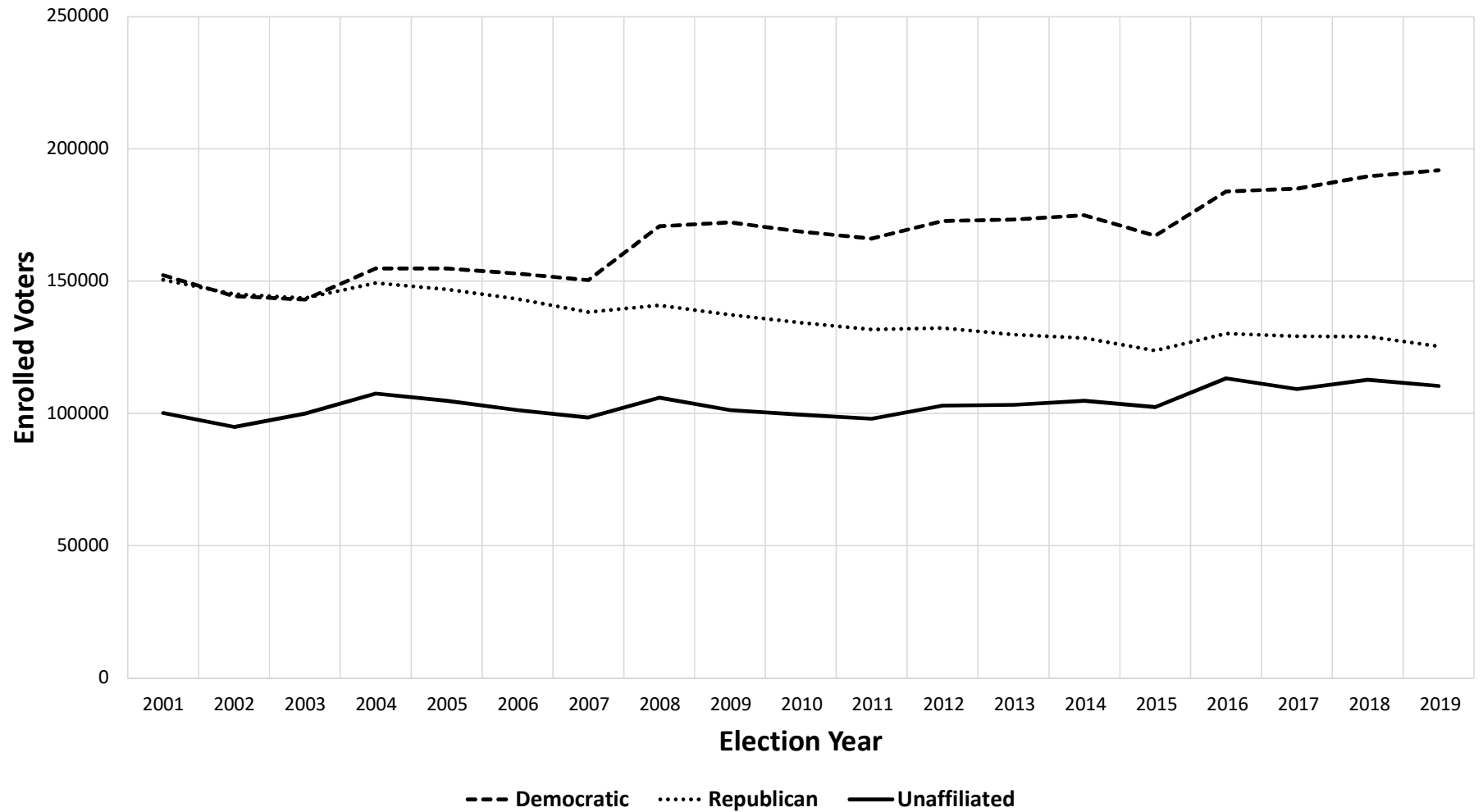


City

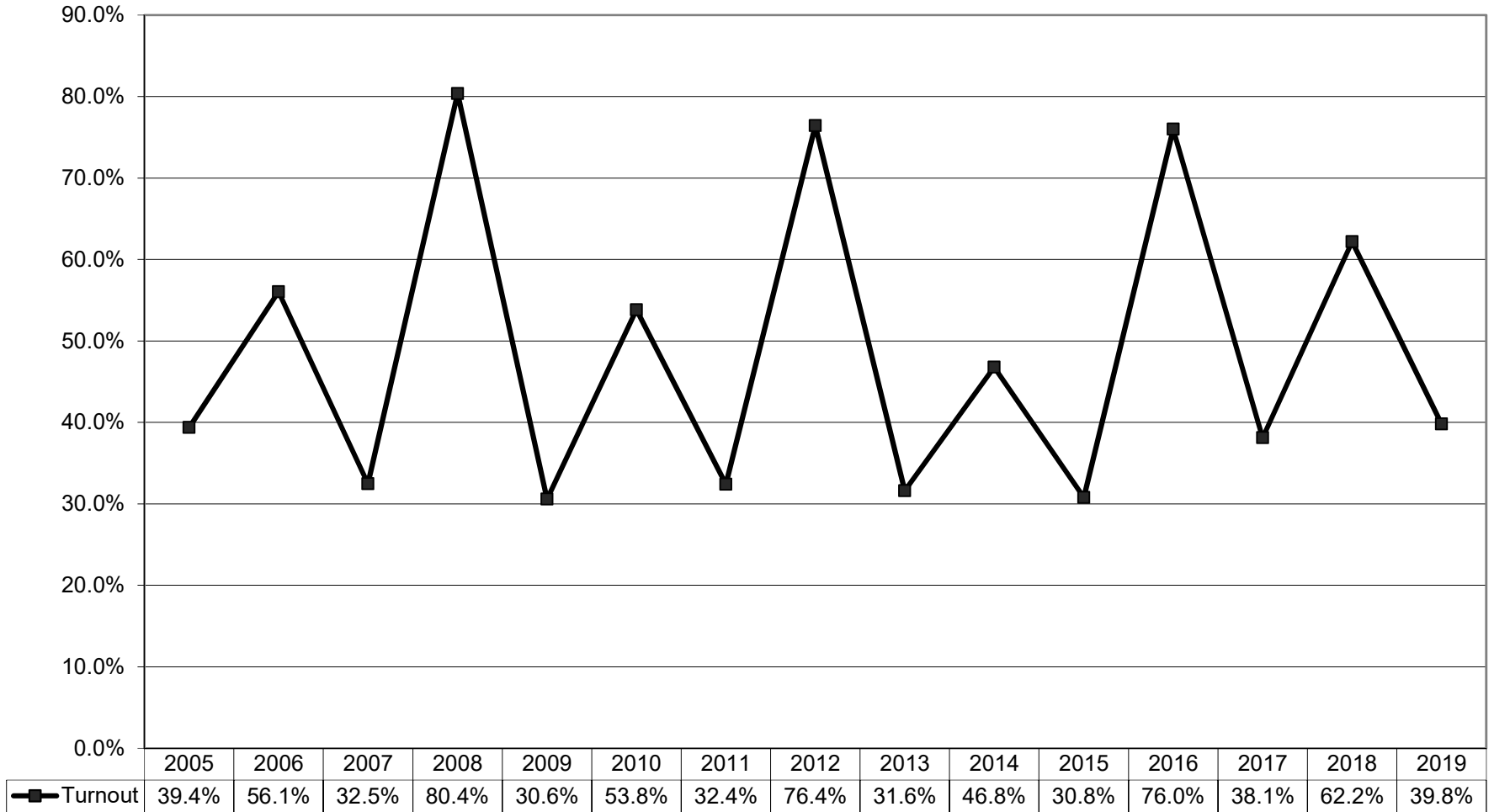


Towns

Party Enrollment Trends



VOTER TURNOUT FOR THE GENERAL ELECTION 2005 Through 2019



VOTER TURNOUT HISTORY

Year	Registered Voters	Number Voting	Turnout
2019	460,119	182,909	39.8%
2018	463,304	288,169	62.2%
2017	454,580	173,565	38.2%
2016	460,140	351,114	76.3%
2015	423,859	130,812	30.9%
2014	439,534	205,990	46.9%
2013	436,978	138,384	31.7%
2012	437,858	336,447	76.8%
2011	423,833	137,514	32.4%
2010	428,736	233,802	54.5%
2009	436,090	133,427	30.6%
2008	442,771	359,083	81.1%
2007	409,701	132,973	32.5%
2006	419,368	236,477	56.4%
2005	428,643	169,183	39.5%
2004	433,210	344,860	79.6%
2003	405,192	226,044	55.8%
2002	407,664	236,691	58.1%
2001	411,870	180,140	43.7%
2000	418,041	322,394	77.1%
1999	398,605	156,007	39.1%
1998	398,749	243,338	61.0%
1997	400,304	175,945	44.0%
1996	401,311	313,531	78.1%
1995	370,380	162,805	44.0%
1994	375,974	260,831	69.4%
1993	372,647	171,732	46.1%
1992	386,447	344,009	89.0%
1991	332,460	236,403	71.1%
1990	339,430	226,634	66.8%
1989	347,479	184,047	53.0%
1988	370,663	314,046	84.7%
1987	329,156	215,370	65.4%
1986	339,971	230,498	67.8%
1985	353,149	154,123	43.6%
1984	380,186	320,191	84.2%
1983	348,622	225,376	64.6%
1982	340,165	256,092	75.3%
1981	329,075	194,989	59.3%
1980	349,265	310,042	88.8%